FRONTIER AI ENGINEERING:

AGENTIC AI AUTONOMY, MULTIMODAL ARTIFICIAL INTELLIGENCE, AND DETERMINISTIC EDGE AI INTELLIGENCE

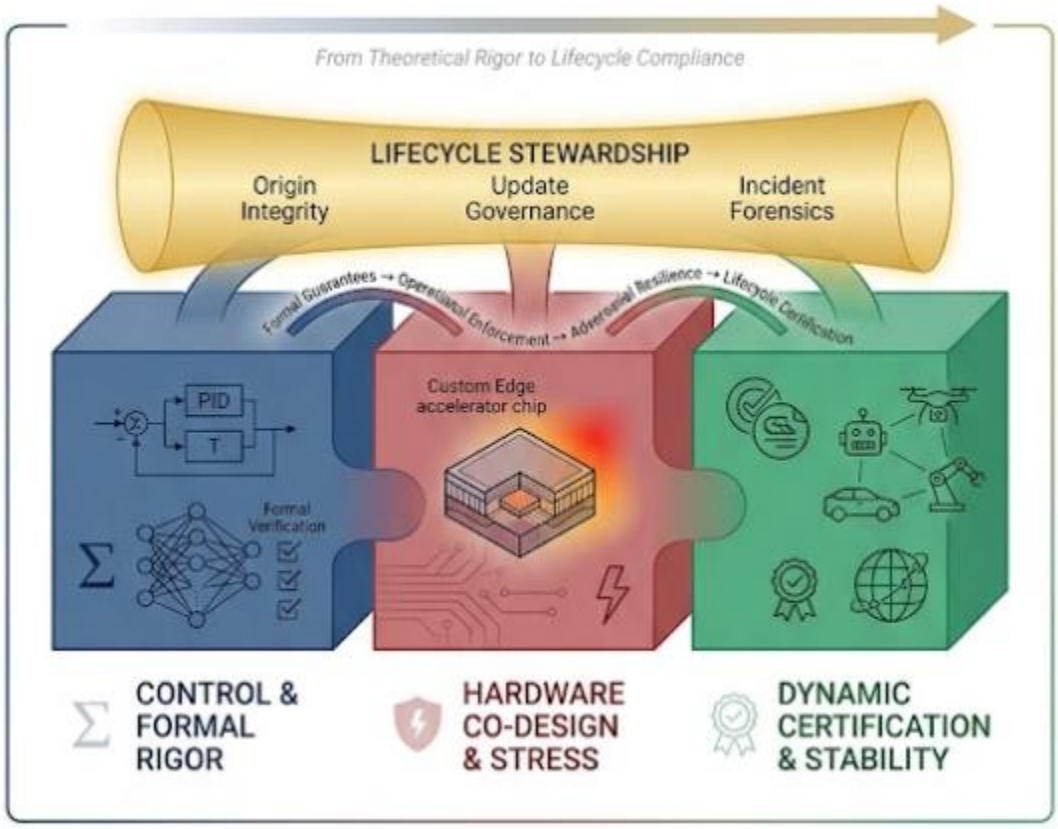

THAO MONG LE

Copyright © 2026 Thao M. Le

All rights reserved.

No part of this book may be reproduced, stored in a retrieval system, or transmitted in any form or by any means — electronic, mechanical, photocopying, recording, or otherwise — without prior written permission from the author.

This book is a work of nonfiction. All facts, historical references, and technical descriptions are presented to the best of the author's knowledge at the time of publication.

ISBN: [To be assigned]

Cover and Interior Design: Thao M. Le

Printed in the United States of America

Frontier AI Engineering:

Agentic AI Autonomy, Multimodal Artificial Intelligence, and Deterministic Edge AI Intelligence

Frontier AI Engineering:

Agentic AI Autonomy, Multimodal Artificial Intelligence, and Deterministic Edge AI Intelligence

Volume V:

Distributed Edge AI Architectures & Cloud-Edge Topologies

Thao Mong Le

CONTENTS

PREFACE v

EXECUTIVE SUMMARY ix

ABOUT THIS VOLUME xvi

LIST OF FIGURES & TABLES xxiii

Volume V: Distributed Edge AI Architectures & Cloud-Edge Topologies

9. AI Frameworks for Distributed Edge Architectures & Cloud-Edge Topologies 1

9.1: Embedded Intelligence and Distributed AI-Driven IoT (AIoT) Sensing Network 13

9.2: Hybrid Edge–Cloud AI Topologies and Cloud-Assisted Industrial Intelligence 362

9.3: Architectural Synthesis and Design Patterns for Physical AI Deployment 1264

APPENDIX A: Technical Foundations, Mathematical Models, and Architectural Reference for Distributed Edge AI Systems 1891

APPENDIX B: GLOSSARY 1960

APPENDIX C: ACRONYMS 1989

PREFACE

Volume V: Distributed Edge AI Architectures & Cloud–Edge Topologies

Artificial intelligence (AI) is undergoing a fundamental architectural transformation. While early generations of AI applications relied heavily on centralized data centers and cloud-based processing, the integration of intelligence into physical systems is driving a shift toward distributed AI architectures. In modern deployments, intelligence is no longer confined to a single processor, server, or cloud cluster. Instead, it is distributed across embedded devices, intelligent sensors, edge computing nodes, industrial gateways, regional servers, and centralized cloud platforms—each contributing specialized computational, analytical, and decision-making capabilities.

This evolution is particularly decisive for **Physical AI**, where intelligent systems interact directly with the physical world through continuous sensing, perception, communication, decision-making, and actuation. Autonomous vehicles, industrial robots, smart manufacturing lines, critical energy infrastructure, aerial platforms, and distributed Internet of Things (IoT) networks must interpret rapidly changing environments and execute actions under strict real-world constraints. Relying exclusively on centralized cloud processing is frequently unviable due to communication latency, intermittent network connectivity, bandwidth bottlenecks, data privacy regulations, energy budgets, and functional safety requirements.

Consequently, engineering modern AI systems demands a broader perspective than developing isolated neural network models or standalone hardware nodes. It requires understanding how intelligence is distributed across heterogeneous computing tiers, how workloads are partitioned between embedded devices, edge gateways, and cloud platforms, and how local real-time autonomy coexists with global fleet coordination. These architectural challenges define the central focus of *Volume V: Distributed Edge AI Architectures & Cloud–Edge Topologies*.

Rather than treating embedded AI, IoT sensing networks, edge computing, and cloud intelligence as disconnected disciplines, this volume examines them as tightly coupled components of a unified distributed intelligence architecture.

Architectural Foundations: From Embedded Nodes to Hybrid Topologies

1. Embedded Intelligence and Distributed AI-Driven IoT (AIoT) Sensing Networks

At the foundation of distributed intelligence lies on-device embedded AI processing. Modern embedded processors increasingly incorporate dedicated neural accelerators that execute sophisticated inference workloads directly within resource-constrained hardware. Through low-power inference engines, model compression, quantization, pruning, and hardware-aware

compilation, intelligent devices perform localized perception, event recognition, state estimation, and immediate response without continuously streaming raw telemetry to centralized servers.

Deploying AI within physical hardware introduces strict engineering demands that extend far beyond raw computational efficiency. Physical AI applications require deterministic execution, hard real-time latency bounds, synchronized multimodal sensor fusion, uncertainty quantification, and independently enforced safety interlocks. In autonomous machinery, industrial automation, and intelligent transportation, generating a prediction is insufficient; the architecture must verify whether environmental conditions and operational policies justify executing the resulting physical action.

Building upon localized processing, conventional IoT infrastructures are evolving into **AI-driven IoT (AIoT)** sensing networks. Intelligent sensor nodes execute on-device signal conditioning, feature extraction, and anomaly detection prior to network transmission. Through adaptive sampling and event-driven reporting, these networks dynamically allocate compute and bandwidth according to the operational significance and urgency of observed conditions. As individual nodes transition into collaborative networks, federated learning enables distributed devices to refine shared models through local training and coordinated parameter aggregation—preserving data privacy while eliminating massive raw-data transfers. Simultaneously, cryptographic device identity, access control, model integrity verification, and local policy enforcement establish the trust framework required for secure, autonomous collaboration.

2. Hybrid Edge–Cloud AI Topologies and Cloud-Assisted Industrial Intelligence

While embedded devices deliver immediate localized responsiveness, their compute, memory, and storage capacities remain inherently bounded. Edge computing infrastructure extends these capabilities by aggregating multi-device telemetry, coordinating local inference, executing heavier analytical models, and orchestrating regional decision-making. At the top of the hierarchy, centralized cloud platforms provide elastic scale for foundation-model training, historical fleet analytics, cross-facility optimization, and enterprise-wide governance.

A central architectural challenge is determining how these computational layers cooperate. Effective workload partitioning balances latency budgets, bandwidth constraints, processor capacity, energy limits, data sensitivity, and operational criticality:

- **Embedded Devices:** Execute ultra-low-latency perception, real-time control loops, and immediate safety responses.

- **Edge Infrastructure:** Performs cross-device sensor fusion, facility-level anomaly correlation, and localized workflow optimization.
- **Cloud Platforms:** Drives large-scale model training, long-term predictive forecasting, and global fleet lifecycle management.

Furthermore, hybrid edge–cloud architectures must remain resilient when communication links degrade or sever entirely. Industrial environments cannot assume uninterrupted cloud connectivity. Local inference autonomy, secure telemetry buffering, asynchronous model synchronization, graceful degradation, and deterministic recovery mechanisms ensure operational continuity and physical safety across fluctuating network states.

3. Architectural Synthesis and Design Patterns for Physical AI Deployment

Beyond individual hardware and software mechanisms, this volume emphasizes system-level architectural synthesis for enterprise Physical AI deployment. Real-world deployments must integrate heterogeneous processors, diverse sensing modalities, industrial communication protocols, software runtimes, AI models, zero-trust security boundaries, and physical control loops.

Architectural synthesis provides a structured framework for uniting these elements into cohesive, scalable deployment patterns—resolving critical engineering trade-offs between centralized optimization and decentralized responsiveness, model complexity and resource efficiency, network connectivity and local autonomy, and adaptive learning and deterministic safety constraints.

Structure of the Volume

Volume V is organized into three interconnected architectural domains within **Chapter 9 — AI Frameworks for Distributed Edge Architectures & Cloud–Edge Topologies**:

- **Section 9.1: Embedded Intelligence and Distributed AI-Driven IoT (AIoT) Sensing Networks**

  Examines ultra-low-power inference engines, model optimization (quantization, pruning, distillation), deterministic real-time execution, multimodal sensor fusion, safety-constrained autonomy, adaptive sensing, on-device anomaly detection, federated learning, and distributed trust governance. It establishes how localized intelligence transforms passive sensor networks into distributed cognitive systems.

- **Section 9.2: Hybrid Edge–Cloud AI Topologies and Cloud-Assisted Industrial Intelligence**

  Explores the structural relationships between embedded nodes, edge gateways, regional servers, and cloud infrastructures. It details dynamic workload partitioning, latency-aware inference placement, hierarchical observability, cloud-assisted industrial analytics, and resilient coordination across heterogeneous computing tiers.

- **Section 9.3: Architectural Synthesis and Design Patterns for Physical AI Deployment**

  Synthesizes the preceding mechanisms into end-to-end reference architectures for real-world deployment. It addresses functional decomposition, multi-layer data-flow orchestration, heterogeneous platform integration, fault tolerance, zero-trust security, closed-loop model lifecycle management, and operational assurance.

Collectively, these sections progress from localized embedded inference to collaborative edge–cloud computing and full-scale architectural synthesis. This progression underscores a foundational systems-engineering principle: the effectiveness of a distributed AI ecosystem depends not merely on the algorithmic accuracy of individual models, but on how seamlessly computational workloads, telemetry flows, decision authority, and governance controls are coordinated across the entire continuum.

Broader Significance and Primary Objective

The architectural principles presented in this volume extend across industrial automation, smart manufacturing, autonomous transportation, mobile robotics, energy grids, intelligent infrastructure, and environmental monitoring. Across every domain, successful deployment requires balancing local responsiveness with global intelligence, algorithmic capability with hardware constraints, autonomous execution with human oversight, and continuous adaptation with deterministic safety.

Ultimately, Volume V advances the perspective that the future of Physical AI will not be shaped by increasingly massive centralized models alone, but by the intelligent distribution and orchestration of computational capabilities throughout physical and digital infrastructure. Embedded devices provide immediate perception and reflexes; edge platforms enable regional coordination and contextual synthesis; and cloud infrastructures supply large-scale learning and enterprise governance.

By uniting embedded intelligence, AIoT sensing networks, hybrid edge–cloud topologies, and rigorous lifecycle governance within a cohesive framework, *Volume V* equips engineers, architects, and technical leaders with the foundational principles required to design, integrate, and deploy the next generation of scalable, secure, and resilient distributed AI ecosystems.

EXECUTIVE SUMMARY

Volume V: Distributed Edge AI Architectures & Cloud–Edge Topologies

Artificial intelligence is undergoing a fundamental architectural transformation—shifting from predominantly centralized, cloud-based computation toward distributed intelligence embedded across devices, sensors, edge platforms, industrial infrastructure, and cloud environments. This evolution reflects the growing demand for AI systems capable of perceiving, analyzing, learning, and acting directly within the physical environments in which they operate. Applications such as autonomous vehicles, industrial robotics, smart manufacturing, aerial platforms, critical energy grids, and large-scale Internet of Things (IoT) networks require more than massive centralized models; they demand coordinated intelligence partitioned across multiple computational and operational tiers.

Volume V: Distributed Edge AI Architectures & Cloud–Edge Topologies establishes the architectural principles, enabling technologies, and system-level design strategies required to engineer these distributed AI ecosystems. Its central objective is to formalize how intelligence is partitioned, coordinated, secured, and optimized across embedded nodes, intelligent sensor networks, local edge servers, regional computing platforms, and centralized cloud infrastructure. Rather than treating embedded AI, edge computing, and cloud analytics as disconnected silos, this volume synthesizes them into a unified distributed cognitive fabric.

A defining principle throughout the volume is that **the placement of intelligence is governed by operational constraints rather than raw computational capacity alone**. Latency budgets, bandwidth availability, energy limits, data privacy, network reliability, functional safety, and the physical consequences of delayed decisions dictate where workloads execute. Time-critical perception and closed-loop control remain on-device or within local edge infrastructure, while large-scale model training, cross-site correlation, long-term forecasting, and enterprise governance leverage cloud resources.

1. Embedded Intelligence and Distributed AIoT Sensing Networks

Section 9.1: Embedded Intelligence and Distributed AI-Driven IoT (AIoT) Sensing Networks establishes the computational and operational foundation of distributed intelligence. It details how microcontrollers, digital signal processors (DSPs), neural processing units (NPUs), and specialized AI accelerators execute complex inference workloads directly within resource-constrained hardware.

- **Resource-Aware Optimization:** Examines ultra-low-power inference runtimes alongside model compression, quantization, pruning, knowledge distillation, and computational graph

optimization. These techniques reduce memory footprint, power draw, and thermal output while preserving task-critical accuracy during offline or intermittent connectivity.

- **Deterministic Execution and Multimodal Fusion:** Establishes hard real-time scheduling, bounded execution latency, and perception-to-actuation synchronization for physical control loops. Multimodal sensor fusion integrates visual, acoustic, inertial, radar, LiDAR, and environmental streams while compensating for sensor uncertainty, clock skew, and degraded operating conditions.
- **Safety-Constrained Autonomy:** Integrates predictive uncertainty estimation, distribution-shift detection, hardware isolation, and fault containment. A strict architectural boundary is maintained: AI perception supports autonomous decision-making, while independent, verified safety interlocks retain final authority over physical actuation.
- **Collaborative AIoT Networks and Federated Learning:** Expands from isolated nodes to intelligent sensor networks that perform local feature extraction, event-driven adaptive sampling, and edge anomaly detection. Federated learning enables distributed nodes to collaboratively refine shared models without centralizing raw telemetry—addressing non-IID data distributions, communication efficiency, device heterogeneity, differential privacy, and defenses against model poisoning.
- **Distributed Security and Governance:** Establishes hardware root-of-trust, cryptographic device identity, network segmentation, model integrity verification, and local policy enforcement, ensuring AI-driven threat detection complements rather than replaces deterministic security controls.

2. Hybrid Edge–Cloud AI Topologies and Cloud-Assisted Industrial Intelligence

Section 9.2: Hybrid Edge–Cloud AI Topologies and Cloud-Assisted Industrial Intelligence builds upon embedded foundations to examine how AI workloads are strategically allocated across device processors, edge gateways, industrial servers, regional clusters, and centralized cloud platforms.

- **Hierarchical Workload Partitioning:** Analyzes workload placement across latency, bandwidth, compute intensity, privacy, and criticality dimensions. Devices execute immediate perception and reflexes; edge servers perform multi-device fusion, regional coordination, and heavier local analytics; cloud platforms drive foundation-model training, digital-twin synchronization, and fleet-wide optimization.
- **Coordinated Execution Mechanisms:** Details inference splitting, intelligent data filtering, semantic feature transmission, model synchronization, and adaptive task migration—

explicitly accounting for the communication overhead, synchronization latency, and security boundaries introduced when shifting workloads across tiers.

- **Cloud-Assisted Industrial Intelligence:** Demonstrates how correlating telemetry across manufacturing cells, robotic fleets, inspection lines, logistics, and energy systems unlocks cross-domain predictive maintenance, process optimization, and enterprise-wide production planning.
- **Resilience Under Intermittent Connectivity:** Ensures industrial operations never depend blindly on continuous cloud reachability. Edge nodes retain autonomous local inference, buffer telemetry securely during network partitions, synchronize state asynchronously upon reconnection, and transition smoothly into deterministic degraded operating modes when remote services are unavailable.

3. Architectural Synthesis and Design Patterns for Physical AI Deployment

Section 9.3: Architectural Synthesis and Design Patterns for Physical AI Deployment integrates the preceding technological building blocks into a cohesive system-level engineering methodology for scalable, dependable Physical AI systems.

- **System-Level Decomposition and Design Patterns:** Organizes sensing, perception, reasoning, planning, actuation, communication, and safety mechanisms across device–edge–cloud hierarchies. Reusable architectural patterns address recurring industrial challenges, including heterogeneous hardware integration, latency-sensitive coordination, fault recovery, and multi-tier security boundaries.
- **Multi-Objective Architectural Trade-Offs:** Provides structured frameworks for balancing competing engineering priorities—such as computational throughput versus thermal/energy budgets, centralized management simplicity versus decentralized responsiveness, and adaptive learning versus deterministic safety guarantees.
- **Closed-Loop Lifecycle Governance and Operational Assurance:** Enforces strict separation between learned model behavior, deterministic control limits, cybersecurity policies, and functional safety standards. Model updates, drift responses, hardware modifications, and over-the-air (OTA) deployments are governed through continuous observability, cryptographic provenance, human-in-the-loop oversight, and automated rollback mechanisms.

4. Integrated Architectural Perspective

The three sections of Chapter 9 establish a progressive systems-engineering framework moving from localized node execution to enterprise-scale Physical AI deployment:

Architectural Dimension	Section	Primary Focus	Principal Contribution
Embedded Intelligence	**9.1**	On-device inference, model optimization, real-time execution, multimodal perception, AIoT sensing, and federated learning	Establishes localized perception, deterministic execution, and collaborative sensing at the physical edge.
Hybrid Intelligence	**9.2**	Edge–cloud workload partitioning, hierarchical computing, cloud-assisted industrial AI, and offline resilience	Coordinates computational workloads, telemetry flows, and analytical intelligence across infrastructure tiers.
Architectural Integration	**9.3**	Physical AI reference architectures, design patterns, orchestration, zero-trust security, and lifecycle governance	Synthesizes distributed capabilities into scalable, auditable, and safety-assured deployment systems.

Eight core engineering principles unify this progression:

- **Distributed Intelligence:** Computational workloads are allocated across device, edge, and cloud tiers according to strict operational requirements.
- **Localized Autonomy:** Time-critical perception and safety responses remain fully functional on-device or at the local edge during network disruptions.
- **Hierarchical Collaboration:** Devices, edge gateways, and cloud platforms coordinate state and responsibilities through standardized interfaces and governance policies.

- **Resource-Aware Execution:** Model complexity, compute capacity, memory footprint, bandwidth, energy consumption, and latency budgets are co-optimized holistically.
- **Continuous Adaptation:** Federated learning, drift detection, operational telemetry, and OTA model evolution keep intelligence aligned with shifting physical environments.
- **Security and Trust:** Hardware root-of-trust, cryptographic authentication, behavioral monitoring, model provenance, and auditable governance span every architectural layer.
- **Safety and Resilience:** Independent safety interlocks, fault containment, graceful degradation, and deterministic recovery protect physical assets under anomalous conditions.
- **Lifecycle-Oriented Engineering:** AI models, embedded runtimes, edge infrastructure, and cloud services are managed as a single synchronized ecosystem from deployment through retirement.

These dimensions are complementary and mutually dependent. To visualize this progression, the following figure maps the structural relationships and information flows detailed in Sections 9.1, 9.2, and 9.3 as interconnected tiers within a unified intelligence fabric.

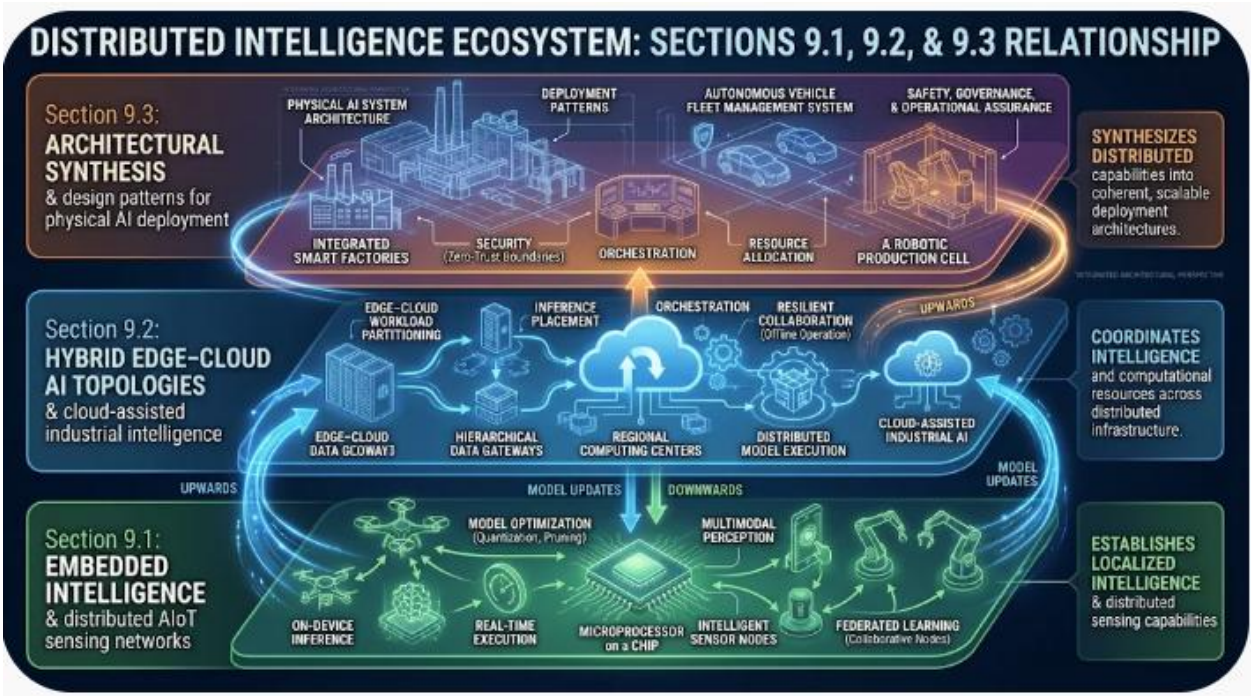

Figure V4 — Hierarchical Distribution of Intelligence Across Sections 9.1, 9.2, and 9.3

This diagram visualizes the flow of intelligence and responsibilities across the distributed ecosystem. It progresses upward from foundational localized sensing to overarching architectural coordination:

- **Section 9.1 (Embedded Intelligence)** forms the foundation. It focuses on the hardware layer (e.g., microcontrollers, sensors), enabling **localized perception and real-time execution** on individual devices. This creates foundational intelligence and initiates the upward TELEMETRY stream.
- **Section 9.2 (Hybrid Intelligence)** establishes the data and coordination plane. It coordinates computational resources across **Edge–Cloud Data Gateways and regional centers**, orchestrating the bidirectional flow of TELEMETRY (upwards) and MODEL UPDATES (downwards) to ensure fleet-wide consistency and offline resilience.
- **Section 9.3 (Architectural Synthesis)** serves as the unifying blueprint at the top of the hierarchy. It synthesizes the foundational and intermediate layers into a coherent Physical AI system, applying design patterns (e.g., smart factories, autonomous fleets) to govern heterogeneous hardware, enforce security, and guarantee **functional safety and operational assurance** across the entire enterprise.

This workflow illustrates the core strength of hierarchical monitoring: local conditions are diagnosed within their operational context, while broader cloud-level analysis provides the comparative evidence necessary to distinguish isolated operational anomalies from systemic model degradation.

5. Strategic Significance and Expected Outcomes

The architectural frameworks developed in Volume V extend far beyond isolated AI applications, providing an actionable blueprint for industrial digital transformation, autonomous mobility, smart manufacturing, connected robotics, intelligent energy grids, and environmental monitoring. By moving away from fragile, cloud-monolithic designs toward hierarchical edge–cloud architectures, organizations achieve:

- **Deterministic Operational Responsiveness:** Sub-millisecond to millisecond local inference eliminates round-trip network latency for time-critical physical control.
- **Optimized Infrastructure Utilization:** Intelligent workload placement and bandwidth-aware telemetry balance compute, memory, power, and network costs across heterogeneous fleets.
- **Sustained Operational Resilience:** Local autonomy and graceful degradation preserve critical physical operations throughout network outages or partial hardware failures.

- **Enterprise-Wide Analytical Visibility:** Cloud-assisted aggregation and cross-facility correlation uncover systemic trends invisible to isolated devices or standalone sites.
- **Continuous, Safe Model Evolution:** Federated learning and policy-governed OTA pipelines enable models to adapt to evolving equipment and environments without compromising safety.
- **Verifiable Security and Regulatory Compliance:** End-to-end cryptographic provenance, immutable audit trails, and independent safety supervision establish institutional trust across regulated industries.

Concluding Synthesis

Volume V establishes distributed edge AI as a rigorous systems-engineering discipline rather than an ad-hoc extension of cloud computing. Across Chapter 9—progressing from on-device intelligence and collaborative AIoT networks, through hybrid edge–cloud orchestration, to full architectural synthesis—the volume demonstrates how localized autonomy and centralized analytical scale reinforce one another.

Ultimately, the goal of distributed Physical AI is neither to force every computation onto constrained edge hardware nor to route every raw observation to the cloud. Instead, it is to architect the optimal distribution of intelligence, computation, communication, and control authority across the entire operational continuum—enabling scalable, efficient, secure, and safety-assured ecosystems capable of operating reliably in the physical world.

ABOUT THIS VOLUME

A Practical Guide to Target Audience, Prerequisites, and Scope

Volume V: Distributed Edge AI Architectures & Cloud–Edge Topologies

Volume V examines the architectural evolution of artificial intelligence (AI) from isolated intelligent devices and embedded inference engines into interconnected, distributed AI ecosystems spanning sensors, edge computing platforms, industrial infrastructure, regional environments, and centralized cloud services. While earlier volumes established the foundations of machine intelligence, multimodal cognition, embodied perception, and autonomous physical systems, this volume focuses on how those capabilities are partitioned, coordinated, secured, and optimized across heterogeneous computational hierarchies.

Serving as the distributed intelligence and architectural integration layer of the series, Volume V analyzes how AI workloads are allocated across the edge–cloud continuum and how localized execution collaborates with centralized analytical and learning capabilities. The text encompasses embedded AI processing, AI-driven Internet of Things (AIoT) sensing networks, model compression and quantization, deterministic real-time inference, multimodal sensor fusion, federated learning, cryptographic communication, hybrid edge–cloud topologies, cloud-assisted industrial analytics, and enterprise-scale Physical AI deployment.

A central theme throughout the volume is the architectural shift from centralized, cloud-reliant processing toward hierarchical, resource-aware, and collaborative intelligence. Modern cyber-physical systems operate under stringent constraints governing latency, communication bandwidth, energy consumption, memory footprint, data privacy, intermittent connectivity, reliability, and functional safety. Consequently, critical perception and time-sensitive control loops must execute locally at the edge, while computationally intensive analytics, fleet-wide learning, cross-domain correlation, and enterprise governance leverage regional and cloud resources.

Rather than treating embedded devices, edge gateways, and cloud platforms as independent technology silos, Volume V demonstrates how they operate as a cohesive, unified architecture. **Spanning approximately 2,030 pages, the volume provides the theoretical rigor, mathematical frameworks, and practical systems-engineering guidance required to design, integrate, and govern AI systems** across complex physical and digital environments.

Target Audience

This volume is structured for professionals, researchers, systems architects, and advanced students seeking a rigorous, end-to-end understanding of distributed AI processing, edge–cloud topologies, intelligent sensing networks, and enterprise-scale Physical AI deployment.

- **AI Researchers and Distributed Systems Engineers:** Specialists working in distributed machine learning, edge intelligence, federated learning, AIoT, or cloud–edge collaboration will gain a unified architectural framework linking localized inference, distributed execution, communication-efficient learning, and hierarchical coordination.
- **Edge AI, Embedded Systems, and IoT Professionals:** Engineers and developers working with microcontrollers, embedded systems-on-chip (SoCs), neural processing units (NPUs), intelligent sensors, and IoT gateways will acquire practical methodologies for deploying AI under strict compute, memory, and power budgets—covering quantization, pruning, real-time inference, multimodal fusion, adaptive sampling, and on-device anomaly detection.
- **Cloud Architects and Infrastructure Professionals:** Platform developers and distributed computing specialists designing hybrid environments will benefit from systematic analyses of workload placement, edge–cloud orchestration, model synchronization, bandwidth-aware telemetry, and cloud-assisted intelligence that avoid introducing fragile communication dependencies.
- **Industrial Automation and Manufacturing Professionals:** Operations managers, control engineers, and architects involved in smart manufacturing, industrial robotics, predictive maintenance, and connected production lines will learn how to integrate intelligent sensor networks, edge-assisted diagnostics, and federated learning across operational technology (OT) and information technology (IT) infrastructure.
- **Technical Leaders and Enterprise Systems Architects:** CTOs, chief architects, engineering directors, and technology strategists overseeing large-scale AI initiatives will gain an integrated architectural perspective for evaluating deployment strategies, partitioning workloads, establishing security boundaries, and governing heterogeneous fleets across enterprise domains.
- **Cybersecurity, AI Governance, and Safety Professionals:** Specialists responsible for operational assurance, industrial safety, and distributed security will find detailed treatments of hardware root-of-trust, cryptographic authentication, behavioral trust assessment, model provenance, federated learning governance, and the strict

architectural separation between AI decision-making and independent functional safety interlocks.

- **Academic Scholars and Students:** Graduate students, advanced undergraduates, and self-directed learners in computer science, electrical engineering, robotics, and cyber-physical systems will find a structured, progressive curriculum illustrating how AI scales beyond individual nodes into resilient, distributed ecosystems.

Prerequisites

This volume assumes familiarity with foundational artificial intelligence and computing concepts but does not require extensive prior experience with embedded hardware or industrial control systems. The material is accessible to readers from computer science, electrical engineering, computer engineering, information technology, and industrial systems backgrounds.

Conceptual Prerequisites

- **AI & Machine Learning:** Fundamental understanding of neural network architectures, training workflows, and inference execution.
- **Systems & Networking:** General awareness of embedded systems, Internet of Things (IoT) architectures, cloud computing models, and networked communication protocols.
- **Cyber-Physical Context:** Basic familiarity with data processing pipelines, system integration, industrial automation, or robotics.

Mathematical and Technical Prerequisites

- **Mathematics:** Working knowledge of linear algebra, probability, statistics, and basic optimization principles.
- **Computer Science:** Familiarity with algorithms, data structures, computational complexity, software architecture, and computer networking.
- **Hardware Awareness:** General understanding of processor architectures, memory hierarchies, and hardware acceleration (prior exposure to embedded C/C++, real-time operating systems, or cloud orchestration is beneficial but not mandatory).

The volume prioritizes conceptual clarity, architectural reasoning, and system-level engineering. Mathematical formulations are introduced specifically to formalize critical mechanisms—such as multi-objective optimization, distributed learning convergence, resource allocation, and anomaly detection—while keeping the primary focus on real-world architectural design, integration, and lifecycle governance.

Scope of Volume V

Volume V examines how artificial intelligence capabilities are distributed across embedded devices, intelligent sensing networks, edge infrastructure, and cloud platforms, and how those layers synthesize into unified Physical AI deployment architectures. The material is organized into three core architectural domains corresponding to Sections 9.1, 9.2, and 9.3.

1. Embedded Intelligence and Distributed AIoT Sensing Networks (Section 9.1)

This domain establishes the computational foundation of distributed AI, examining how intelligence is embedded within resource-constrained nodes and how interconnected AIoT sensor networks extend localized perception into distributed environmental awareness.

- Ultra-low-power on-device AI inference engines and runtime optimization
- Model compression, quantization, pruning, and knowledge distillation
- Computational graph optimization and hardware-aware compilation
- Deterministic AI control loops and real-time decision execution
- On-device multimodal AI sensor fusion and adaptive sampling
- Safety-critical embedded autonomy and independent failsafe mechanisms
- Edge-level anomaly detection and autonomous local alerting
- Federated learning across distributed, privacy-constrained IoT devices
- Cryptographic device identity, secure communication, and local policy enforcement

2. Hybrid Edge–Cloud AI Topologies and Cloud-Assisted Industrial Intelligence (Section 9.2)

This domain extends distributed intelligence beyond individual devices and sensor networks into hierarchical computing environments, analyzing how computational workloads, data streams, and decision authority are partitioned across device, edge, regional, and cloud tiers.

- Hybrid edge–cloud AI architectural topologies and reference models
- Hierarchical distributed computing and dynamic workload partitioning
- Latency-aware inference placement and adaptive execution routing
- Distributed model deployment, version synchronization, and fleet management
- Cloud-assisted industrial AI models and edge-assisted predictive maintenance

- Bandwidth-aware telemetry aggregation and cross-domain analytics
- Industrial AI orchestration and collaborative multi-agent intelligence
- Cloud–edge coordination for mobile robotics and autonomous fleets
- Resilient edge–cloud operation during network partitioning and intermittent connectivity

3. Architectural Synthesis and Design Patterns for Physical AI Deployment (Section 9.3)

This domain integrates the computational, communication, learning, and governance principles developed throughout the volume into a unified engineering framework for enterprise-scale Physical AI deployment.

- End-to-end distributed Physical AI reference architectures
- Architectural decomposition and functional workload allocation
- Device–edge–cloud integration patterns and multi-layer data-flow pipelines
- Distributed perception, decision-making, and closed-loop control coordination
- Heterogeneous hardware and cross-platform AI accelerator integration
- Distributed orchestration, resource scheduling, and thermal/energy management
- Reliability engineering, fault tolerance, and graceful operational degradation
- Zero-trust security architectures, cryptographic provenance, and distributed trust
- Closed-loop AI model lifecycle management, drift detection, and Over-the-Air (OTA) evolution
- Functional safety, human-in-the-loop governance, and regulatory compliance

How to Utilize This Volume

This volume is structured to serve both as a comprehensive treatise and a modular technical reference. Readers may engage with the material in several ways depending on their technical background, role, and immediate engineering objectives:

Usage Mode	Target Reader Profile	Recommended Approach
Sequential Study	Students, researchers, and engineers seeking comprehensive mastery	Progress linearly from localized on-device inference (9.1) to distributed AIoT collaboration, hybrid edge–cloud orchestration (9.2), and full Physical AI architectural synthesis (9.3).
Architectural Reference	Practitioners solving targeted technical bottlenecks	Consult specific chapters independently to investigate mechanisms such as quantization, sensor fusion, federated learning, drift detection, or workload partitioning.
Systems Design Guide	Systems architects and principal engineers	Apply the volume's analytical frameworks to evaluate computational placement, latency budgets, communication dependencies, security boundaries, and fail-safe degradation.
Enterprise Deployment Blueprint	CTOs, engineering directors, and OT/IT leaders	Use the architectural patterns and governance models to plan smart manufacturing rollouts, autonomous fleets, and enterprise-wide AI lifecycle infrastructure.

Foundation for Subsequent Volumes

Volume V establishes the distributed computational and architectural infrastructure required for subsequent volumes addressing large-scale autonomous ecosystems, multi-agent enterprise orchestration, and advanced Physical AI operations—bridging the embodied intelligence developed earlier in the series with the resilient infrastructure needed to sustain it at industrial scale.

Primary Objective

The primary objective of Volume V is to provide a comprehensive, technically rigorous, and architecturally integrated framework for distributing artificial intelligence across embedded devices, intelligent sensor networks, edge servers, and centralized cloud platforms. Rather than treating embedded AI, IoT sensing, edge computing, cloud analytics, and Physical AI governance as disconnected disciplines, this volume synthesizes them into a single, cohesive cognitive fabric.

By uniting localized real-time perception, resource-aware inference, collaborative learning, cloud-scale analytics, and cryptographic lifecycle governance, Volume V equips engineers, architects, and technical leaders with the foundational principles required to design, deploy, and govern the next generation of responsive, adaptable, and trustworthy distributed AI systems.

LIST OF FIGURES & TABLES

List of Tables

Table 9.0 — Hierarchical Layers and Functional Roles within Distributed Edge AI and Cloud-Edge Architectures 5

Table 9.1 — Embedded AI Architectural Models and Their Core Characteristics 15

Table 9.1-A — Core Architectural Pillars of On-Device Embedded AI 25

Table 9.1-A1 — Architectural Mechanisms Enabling Ultra-Low-Power On-Device AI Inference 49

Table 9.1-A2 — AI Model Compression, Quantization, and Pruning Techniques for Edge Deployment 95

Table 9.1-A3. Architectural Mechanisms for Deterministic AI Control Loops and Real-Time Decision Execution 109

Table 9.1-A4 — Architectural Components of On-Device Multimodal AI Sensor Fusion Pipelines 118

Table 9.1-A5 — Architectural Mechanisms for Safety-Critical Embedded AI Autonomy and Failsafe Cognitive Systems 144

Table 9.1-A6 — Core Components of On-Device Embedded AI 157

Table 9.1-B — Core Architectural Pillars of AI-Driven IoT and Distributed Sensing Networks 169

Table 9.1-B1 — Architectural Components of AI-Enhanced Intelligent Sensor Nodes with On-Device Preprocessing 187

Table 9.1-B1-1 – Multi-Objective Factors Influencing Adaptive Sampling Optimization in AI-Driven IoT Sensing Networks 208

Table 9.1-B2 — Architectural Mechanisms for AI-Driven Event Detection and Adaptive Sampling Strategies 220

Table 9.1-B3 – Severity Assessment Framework for Edge-Level AI Anomaly Detection and Autonomous Response 243

Table 9.1-B3-1. Key Components and Operational Characteristics of Federated Learning Aggregation Using the Federated Averaging (FedAvg) Algorithm 263

Table 9.1-B4 – Federated AI Learning Stages, Architectural Responsibilities, and Design Considerations 282

Table 9.1-B5 - AI-Orchestrated Security, Identity, and Policy Enforcement Functions in Industrial IoT 321

Table 9.1-B6 — Core Components of AI Driven IoT and Distributed Sensing Networks 335

Table 9.2-A — Core Characteristics of Hybrid Edge-Cloud AI Architectures 367

Table 9.2-A1 — Factors Influencing AI-Driven Workload Partitioning Decisions 383

Table 9.2-A2 – Latency-Aware AI Routing Decision Criteria and Execution-Path Selection in Hybrid Edge–Cloud Intelligence Systems 402

Table 9.2-A3 – Hierarchical AI Autonomy Layers, Decision Authority, and Cognitive Responsibilities in Hybrid Edge-Cloud Intelligence Systems 419

Table 9.2-A4 – Cross-Facility AI Coordination Mechanisms and Hybrid Decision-Pipeline Functions in Distributed Industrial Ecosystems 435

Table 9.2-A5-1 – Multi-Timescale Decision Coordination Across Hierarchical AI Layers 464

Table 9.2-A5-2 – Multi-Timescale Decision Coordination and Conflict Resolution Across Hierarchical AI Layers: Decision Priority Hierarchy 469

Table 9.2-A6 — The Role of Hierarchical AI Autonomy in Enabling Hybrid Industrial Intelligence489

Table 9.2-A7 – Cross-Facility AI Coordination Mechanisms and Hybrid Decision-Pipeline Functions in Distributed Industrial Ecosystems 503

Table 9.2-A8 – Local Decision Streams and Semantic Intelligence Extraction in Hybrid Decision Pipelines 514

Table 9.2-A9 – Cloud-Level Aggregation Technologies for Global Cognitive Intelligence 529

Table 9.2-A10 – Downstream Policy Propagation and Local Adaptation Mechanisms in Hybrid Decision Pipelines 547

Table 9.2-A11 – AI-Driven Synchronization and Coordination Mechanisms Across Distributed Facilities 564

Table 9.2-A12. System-Level Optimization Applications Enabled by Cross-Facility Cognitive Intelligence 584

Table 9.2-A13 – Mechanisms for Preserving Local Autonomy, Data Governance, and Operational Security in Cross-Facility AI Ecosystems 604

Table 9.2-A14 – AI-Enabled Resilience Mechanisms, Degradation Modes, and Cognitive Continuity Strategies in Hybrid Edge-Cloud Systems 629

Table 9.2-A15 – AI-Driven Degradation Modes and Adaptive Capability Management Framework 641

Table 9.2-A16 – Multi-Tier Resilience Responsibilities and Distributed Cognitive Continuity Mechanism 662

Table 9.2-A17 — Core Components of Hybrid Edge–Cloud AI Architectures 685

Table 9.2-B – Core Capability Domains of Cloud-Assisted Industrial AI Models 696

Table 9.2-B1 – Cloud-Scale AI Training Pipeline Subsystems and Continuous Industrial Model-Evolution Functions 710

Table 9.2-B2 – Global AI Predictive Modeling Subsystems and Enterprise-Wide Optimization Functions 722

Table 9.2-B3 – Industrial DataOps, Feature Engineering, and Training-Data Preparation Functions for Cloud-Assisted AI Development 738

Table 9.2-B4 – Massively Parallel Training, Model Optimization, and Continuous Model Evolution Functions for Cloud-Assisted Industrial AI 754

Table 9.2-B5 – Simulation-Driven Learning and Digital-Twin-Assisted Model Refinement Functions for Cloud-Assisted Industrial AI 774

Table 9.2-B6 – Federated Aggregation, Global Model Integration, and Enterprise-Wide Model Distribution Functions for Cloud-Assisted Industrial AI 792

Table 9.2-B7 – Model Governance, Validation, and Lifecycle Assurance Functions for Cloud-Assisted Industrial AI 810

Table 9.2-B8 – Global AI Predictive Modeling Subsystems and Enterprise-Wide Optimization Functions 829

Table 9.2-B9 – Multi-Facility Telemetry Fusion and Global Context Construction Functions for Fleet-Level and Network-Wide Predictive Intelligence 843

Table 9.2-B10 – Fleet-Level Predictive Maintenance and Failure Forecasting Functions for Enterprise Asset Management 859

Table 9.2-B11 – Network-Wide Predictive Optimization Domains and Enterprise Coordination Objectives 876

Table 9.2-B12 – System-Level Anomaly Correlation, Root-Cause Inference, and Early-Warning Intelligence Functions for Enterprise Risk Management 890

Table 9.2-B13 – Uncertainty-Aware Forecasting and Predictive Decision Confidence Functions for Enterprise Predictive Intelligence 906

Table 9.2-B14 – AI-Powered Digital Twin Cognitive Subsystems and Simulation-Driven Decision-Support Functions 927

Table 9.2-B15 – Real-Time State Synchronization and Semantic Mirroring Functions for AI-Powered Digital Twins 940

Table 9.2-B16 – Simulation-Driven Planning and AI-Based Optimization Functions for Digital-Twin-Enabled Industrial Operations 958

Table 9.2-B17 – Scenario Exploration, Counterfactual Simulation, and What-If Analysis Functions for AI-Powered Digital Twins 979

Table 9.2-B18 – Closed-Loop Integration Functions Connecting Digital Twins, Cloud Intelligence, and Edge Autonomy 994

Table 9.2-B19 – Simulation Fidelity, Validation, and Sim-to-Real Alignment Functions for AI-Powered Digital Twins 1012

Table 9.2-B20 – Multi-Scale Digital Twins and Enterprise-Wide Simulation Coordination Functions 1031

Table 9.2-B21 – Centralized AI Governance Subsystems, Policy-Orchestration Functions, and Enterprise Compliance Mechanisms 1050

Table 9.2-B22 – Global Policy Repository and Enterprise-Wide Rule Management Functions 1064

Table 9.2-B23 – AI-Driven Compliance Monitoring and Behavioral Auditing Functions 1082

Table 9.2-B24 – Cross-Facility Policy Propagation and Enforcement Functions 1098

Table 9.2-B25 – Governance-Integrated Model Deployment and Autonomy Control Functions 1114

Table 9.2-B26 – Cross-Domain AI Analytics Subsystems and Enterprise Coordination Functions 1134

Table 9.2-B27 – Multi-Modal Telemetry Fusion Functions Across Autonomous Domains 1149

Table 9.2-B28 – Cross-Domain Behavioral Correlation and System-Level Insight Functions 1167

Table 9.2-B29 – Coordinated Optimization Functions Across Autonomous Industrial Domains 1184

Table 9.2-B30 – Enterprise-Wide Situational Awareness and Operational Intelligence Functions 1199

Table 9.2-B31 – Cloud-Assisted Industrial AI Capability Domains and Enterprise Cognitive Functions 1221

Table 9.2-B32 — Core Components of Cloud Assisted Industrial AI Models 1237

Table 9.3 — Core Architectural Domains of Physical AI Deployment 1266

Table 9.3-A – Key Architectural Constraints, Mitigation Strategies, and Cognitive Implications in Embedded and Edge Industrial AI Systems 1278

Table 9.3-A1 – Latency-Driven Intelligence Placement Across the Edge–Cloud Continuum 1288

Table 9.3-A2 – Bandwidth-Constrained Cognitive Distribution and Information-Reduction Strategies Across the Edge–Cloud Continuum 1304

Table 9.3-A3 – Energy Consumption Sources and Architectural Optimization Strategies in Embedded AI Systems 1319

Table 9.3-A4 – Reliability Threats and Architectural Reliability Mechanisms in Embedded AI Systems 1330

Table 9.3-A5 – Multi-Objective Trade-offs Among Latency, Bandwidth, Energy, and Reliability in Embedded AI Systems 1343

Table 9.3-B – Comparative Characteristics of Reference AI Architecture Patterns for Industrial Autonomy 1357

Table 9.3-B1 – Characteristics and Architectural Considerations of On-Device AI in Industrial Autonomy 1367

Table 9.3-B2 – Characteristics and Architectural Considerations of IoT-Centric AI in Industrial Autonomy 1380

Table 9.3-B3 – Characteristics and Architectural Considerations of Hybrid Edge–Cloud AI in Industrial Autonomy 1394

Table 9.3-B4 – Characteristics and Architectural Considerations of Cloud-Assisted AI in Industrial Autonomy 1412

Table 9.3-B5 – Comparative Roles of the Four Reference AI Architecture Patterns Across the Industrial AI Continuum 1424

Table 9.3-B6 – Cognitive Topology Functions Across Industrial AI Architecture Patterns 1433

Table 9.3-C. Comprehensive AI Lifecycle Management Framework for Embedded and Distributed Edge AI Systems 1458

Table 9.3-C1 – Deployment Preparation Requirements for Industrial AI Systems 1469

Table 9.3-C2 – Hardware-Aligned Model Packaging and Optimization Activities for Industrial AI Deployment 1478

Table 9.3-C3 – Policy-Aware Deployment and Staged Activation Framework for Industrial AI Systems 1490

Table 9.3-C4 – Continuous Monitoring, Telemetry, and Operational Anomaly Detection Functions 1501

Table 9.3-C5 – Post-Deployment Monitoring and Runtime Governance Framework for Industrial AI Systems 1526

Table 9.3-C6 – Industrial AI Drift Detection and Response Framework 1559

Table 9.3-C7 – Over-the-Air Model Evolution Framework for Industrial AI Systems 1573

Table 9.3-C8 – Distributed Responsibilities for AI Lifecycle Management Across Embedded, Edge, and Cloud Environments 1584

Table 9.3-C9 – Integrated Industrial AI Lifecycle Management Framework 1597

Table 9.3-C10 – Continuous AI Lifecycle Management Benefits for Industrial Autonomy 1609

Table 9.3-D – AI-Integrated Security, Safety, and Trust Mechanisms Across Embedded Decision Loops 1618

Table 9.3-D1 – Security Mechanisms for Protecting Embedded AI Decision Architectures 1628

Table 9.3-D2 – Safety Mechanisms for Embedded AI Decision and Control Systems 1645

Table 9.3-D3 – Trust Mechanisms for Transparency, Explainability, Auditability, and Policy-Aligned Embedded AI 1672

Table 9.3-D4 – Distributed Security, Safety, and Trust Responsibilities Across Embedded–Cloud Industrial AI Architectures 1701

Table 9.3-D5 – Comparative Roles of Security, Safety, and Trust in Industrial AI Assurance Architectures 1716

Table 9.3-D6 – Integrated Security, Safety, and Trust Framework for Embedded AI Systems 1729

Table 9.3-E – Future Directions in Embedded AI: Adaptive, Self-Configuring, and Hardware-Aware Intelligent Systems 1744

Table 9.3-E1 – Adaptive Mechanisms for Context-Responsive Cognitive Reconfiguration 1758

Table 9.3-E2 – Self-Configuration Mechanisms for Autonomous Runtime Optimization in Edge AI Systems 1778

Table 9.3-E3 – Co-Design Dimensions in Hardware–AI Cognitive Platforms 1798

Table 9.3-E4 – Integrated Dimensions of Self-Optimizing Edge AI Ecosystems 1815

Table 9.3-F1 – Architectural Design Patterns for Physical AI Deployment 1835

Table 9.3-F2 — Embedded AI Architecture Synthesis and Design Patterns 1846

List of Figures

Figure V4 — Hierarchical Distribution of Intelligence Across Sections 9.1, 9.2, and 9.3 xiii

Figure 9.0— Unified Distributed Edge AI and Cloud-Edge Topology for Physical AI 9

Figure 9.1— Embedded AI Architectural Continuum: From Local Cognition to Collective Perception 19

Figure 9.1-A — Architectural Foundations of On-Device Embedded AI 29

Figure 9.1-A1 — Ultra-Low-Power On-Device AI Inference Engine Architecture 53

Figure 9.1-A2 — Transformation of Cloud-Trained Models into Edge-Native Intelligence 99

Figure 9.1-A3 — Deterministic AI Control Loop and Real-Time Decision Execution Pipeline 115

Figure 9.1-A4 — On-Device Multimodal AI Sensor Fusion Pipeline for Context-Aware Embedded Perception 133

Figure 9.1-A5 — Layered Safety-Critical Embedded AI Autonomy and Failsafe Cognitive Architecture 151

Figure 9.1-A6 — On Device Embedded AI Architecture (Cognition at the Edge) 161

Figure 9.1-B — Distributed AIoT Cognitive Architecture: From Local Perception to Collective Intelligence 175

Figure 9.1-B1 — AI-Enhanced Intelligent Sensor Node Architecture with On-Device Preprocessing 193

Figure 9.1-B1-1 — Adaptive Sampling Optimization in AI-Driven IoT Sensing Networks 203

Figure 9.1-B2 — AI-Driven Event Detection and Adaptive Sampling Architecture 227

Figure 9.1-B3 – Edge-Level AI Anomaly Detection and Autonomous Local Alerting 232

Figure 9.1-B3-1 – Federated Learning Aggregation Using the Federated Averaging (FedAvg) Algorithm 258

Figure 9.1-B4 – Federated AI Learning Across Distributed IoT Devices 287

Figure 9.1-B5 – Secure AI-Orchestrated Communication, Identity, and Policy Enforcement Architecture for Industrial IoT 322

Figure 9.1-B6 — AI-Driven IoT Distributed Cognition Architecture 338

Figure 9.2-A — Conceptual Hybrid Edge-Cloud AI Cognitive Continuum 372

Figure 9.2-A1 — AI-Driven Partitioning of Models and Workloads Across Edge–Cloud Tiers 389

Figure 9.2-A2 – AI-Driven Latency-Aware Routing and Real-Time Inference Decision Flow in Hybrid Edge–Cloud Systems 411

Figure 9.2-A3 – Hierarchical AI Autonomy and Multi-Timescale Cognitive Coordination in Hybrid Edge-Cloud Systems 430

Figure 9.2-A4 – AI-Driven Synchronization and Learning Architecture Across Hierarchical Autonomy Layers 457

Figure 9.2-A5-1 – Multi-Timescale Decision Coordination Across Hierarchical AI Layers 477

Figure 9.2-A5-2 – Conflict Resolution and Decision Arbitration Framework 482

Figure 9.2-A6 – Hierarchical AI Autonomy as the Foundation of Hybrid Industrial Intelligence 495

Figure 9.2-A7 – Cross-Facility AI Coordination Through Hybrid Decision Pipelines and Distributed Cognitive Intelligence 508

Figure 9.2-A8 – Semantic Intelligence Extraction from Local Decision Streams for Cross-Facility AI Coordination 522

Figure 9.2-A9 – Global Cognitive Intelligence Through Cloud-Level Aggregation 539

Figure 9.2-A10 – Downstream Policy Propagation and Local Adaptation in Hybrid Industrial Intelligence 556

Figure 9.2-A11 – AI-Driven Synchronization and Coordination Across Distributed Facilities 576

Figure 9.2-A12 – System-Level Optimization Through Cross-Facility Cognitive Intelligence 595

Figure 9.2-A13 – Preserving Local Autonomy, Data Governance, and Operational Security in Cross-Facility AI Coordination 615

Figure 9.2-A14 – AI-Enabled Resilience, Degradation Modes, and Offline Cognitive Operation in Hybrid Edge-Cloud Intelligence Systems 635

Figure 9.2-A15 – AI-Driven Degradation Modes and Adaptive Capability Management Architecture 648

Figure 9.2-A16 – Multi-Tier Resilience and Distributed Cognitive Continuity Architecture 674

Figure 9.2-A17 — Hybrid Edge–Cloud AI Architecture 689

Figure 9.2-B — Cloud-Assisted Industrial AI Intelligence Ecosystem 700

Figure 9.2-B1 – Cloud-Scale AI Training Pipeline and Continuous Industrial Model-Evolution Architecture 715

Figure 9.2-B2 – Global AI Predictive Intelligence Architecture for Fleet-Level and Network-Wide Optimization 728

Figure 9.2-B3 – Industrial DataOps and Training-Data Preparation Pipeline for Cloud-Assisted AI Models 745

Figure 9.2-B4 – Massively Parallel Training and Continuous Industrial AI Model Evolution Architecture 763

Figure 9.2-B5 – Simulation-Driven Learning and Digital-Twin-Assisted Model Refinement Architecture 781

Figure 9.2-B6 – Federated Aggregation, Global Model Integration, and Enterprise-Wide Model Distribution Architecture 800

Figure 9.2-B7 – Model Governance, Validation, and Lifecycle Assurance Architecture 816

Figure 9.2-B8 – Global AI Predictive Intelligence Architecture for Fleet-Level and Network-Wide Optimization 835

Figure 9.2-B9 – Multi-Facility Telemetry Fusion and Global Context Construction Architecture 849

Figure 9.2-B10 – Fleet-Level Predictive Maintenance and Failure Forecasting Architecture 866

Figure 9.2-B11 – Enterprise Network-Wide Predictive Optimization and Cross-Facility Coordination 882

Figure 9.2-B12 – System-Level Anomaly Correlation, Root-Cause Inference, and Early-Warning Intelligence Architecture 898

Figure 9.2-B13 – Uncertainty-Aware Forecasting and Predictive Decision Confidence Architecture 913

Figure 9.2-B14 – AI-Powered Digital Twin Architecture for Simulation-Driven Planning, Scenario Exploration, and Closed-Loop Industrial Optimization 933

Figure 9.2-B15 – Real-Time State Synchronization and Semantic Mirroring Architecture 948

Figure 9.2-B16 – Simulation-Driven Planning and AI-Based Optimization Architecture 966

Figure 9.2-B17 – Scenario Exploration, Counterfactual Simulation, and What-If Analysis Architecture 985

Figure 9.2-B18 – Closed-Loop Integration Architecture for Digital Twins, Cloud Training, Predictive Intelligence, and Edge Autonomy 1001

Figure 9.2-B19 – Simulation Fidelity, Validation, and Sim-to-Real Challenge Architecture 1019

Figure 9.2-B20 – Multi-Scale Digital Twin and Enterprise Simulation Coordination Architecture 1038

Figure 9.2-B21 – Centralized AI Governance Architecture for Policy Management, Compliance Enforcement, and Controlled Industrial Autonomy 1056

Figure 9.2-B22 – Global Policy Repository and Enterprise-Wide Rule Management Architecture 1072

Figure 9.2-B23 – AI-Driven Compliance Monitoring and Behavioral Auditing Architecture 1089

Figure 9.2-B24 – Cross-Facility Policy Propagation and Enforcement Architecture 1105

Figure 9.2-B25 – Governance-Integrated Model Deployment and Autonomy Control Architecture 1121

Figure 9.2-B26 – Cross-Domain AI Analytics Architecture for Enterprise Intelligence, Multimodal Correlation, and Coordinated Autonomous Operations 1141

Figure 9.2-B27 – Multi-Modal Telemetry Fusion Architecture Across Autonomous Domains 1157

Figure 9.2-B28 – Cross-Domain Behavioral Correlation and System-Level Insight Architecture 1174

Figure 9.2-B29 – Coordinated Optimization Architecture Across Autonomous Domains 1187

Figure 9.2-B30 – Enterprise-Wide Situational Awareness and Operational Intelligence Architecture 1207

Figure 9.2-B31 – Cloud-Assisted Industrial AI as an Enterprise-Scale Cognitive Intelligence Architecture 1228

Figure 9.2-B32 — Cloud Assisted Industrial AI Models 1240

Figure 9.3 — Physical AI Deployment Architecture Across the Edge-Cloud Continuum 1269

Figure 9.3-A — AI-Centric Design Trade-Offs: Latency, Bandwidth, Energy, and Reliability Optimization 1283

Figure 9.3-A1 – Latency as a Structural Force Governing Intelligence Placement Across the

Edge–Cloud Continuum 1295

Figure 9.3-A2 – Bandwidth as a Cognitive Distribution Boundary Across the Edge–Cloud Continuum 1311

Figure 9.3-A3 – Energy as a System-Level Operational Boundary Condition for Embedded AI 1323

Figure 9.3-A4 – Reliability as the Foundation of Industrial Trust and Operational Continuity 1337

Figure 9.3-A5 – Integrated Optimization of Latency, Bandwidth, Energy, and Reliability in Embedded AI Systems 1349

Figure 9.3-B – Reference AI Architecture Patterns for Industrial Autonomy 1363

Figure 9.3-B1 – On-Device AI: Reflexive, Low-Latency, and Safety-Constrained Intelligence 1375

Figure 9.3-B2 – IoT-Centric AI: Distributed Sensing, Local Intelligence, and Semantic Aggregation 1388

Figure 9.3-B3 – Hybrid Edge–Cloud AI: Distributed Model Execution and Adaptive Workload Partitioning 1404

Figure 9.3-B4 – Cloud-Assisted AI: Global Optimization, Policy Governance, and Continuous Learning 1417

Figure 9.3-B5 – Integrated Industrial AI Continuum: Coordination Across On-Device, IoT, Edge, and Cloud Intelligence Layers 1427

Figure 9.3-B6 – Cognitive Topology of Industrial Autonomy 1440

Figure 9.3-C – Integrated AI Lifecycle Management Architecture for Embedded and Distributed Edge AI Systems 1451

Figure 9.3-C1 – Policy-Aware Rollout and Hardware-Aligned Model Packaging Workflow 1472

Figure 9.3-C2 – Hardware-Aligned Model Packaging and Optimization Pipeline 1482

Figure 9.3-C3 – Policy-Aware Deployment and Staged Activation Lifecycle 1494

Figure 9.3-C4 – Continuous Monitoring and Operational Observability Architecture for Industrial AI Systems 1509

Figure 9.3-C5 – AI-Centric Runtime Governance and Continuous Monitoring Architecture 1530

Figure 9.3-C6 – Industrial AI Drift Detection and Response Lifecycle 1564

Figure 9.3-C7 – Secure OTA Model Evolution and Lifecycle Management Architecture 1577

Figure 9.3-C8 – Distributed AI Lifecycle Management Across the Edge–Cloud Continuum 1589

Figure 9.3-C9 – Closed-Loop Industrial AI Lifecycle Management Architecture 1602

Figure 9.3-C10 – Continuous AI Lifecycle Management as an Industrial Autonomy Enablement Framework 1613

Figure 9.3-D – Integrated Security, Safety, and Trust Mechanisms in Embedded AI Decision Loops 1623

Figure 9.3-D1 – Security Architecture for Protecting the Cognitive Core of Embedded AI Systems 1638

Figure 9.3-D2 – Safety Architecture for Deterministic Control, Independent Protection, and Graceful Degradation 1663

Figure 9.3-D3 – Trust, Explainability, and Policy-Aligned Decision Trace Architecture for Embedded AI Systems 1680

Figure 9.3-D4 – Layered Security, Safety, and Trust Assurance Architecture for Industrial AI Systems 1707

Figure 9.3-D5 – Security, Safety, and Trust as Complementary Assurance Disciplines in Industrial AI 1722

Figure 9.3-D6 – AI-Integrated Security, Safety, and Trust Architecture for Embedded Decision Loops 1734

Figure 9.3-E – Self-Optimizing, Hardware-Aware, Context-Responsive Edge Intelligence Ecosystem 1750

Figure 9.3-E1 – Context-Responsive Cognitive Reconfiguration Architecture 1766

Figure 9.3-E2 – Autonomous Runtime Optimization Architecture for Self-Configuring Edge Intelligence 1787

Figure 9.3-E3 – Hardware–AI Co-Design Architecture for Embedded Cognitive Platforms 1806

Figure 9.3-E4 – Self-Optimizing Edge AI Ecosystem Architecture 1823

Figure 9.3-F1 – Integrated Physical AI Architectural Synthesis Framework 1841

Figure 9.3-F2 — Embedded AI Architectures: Distributed Cognitive Continuum for Physical AI Deployment 1850

Volume V

Distributed Edge AI Architectures & Cloud-Edge Topologies

Chapter 9: AI Frameworks for Distributed Edge Architectures & Cloud-Edge Topologies

The evolution of artificial intelligence (AI) from centralized computational platforms toward geographically distributed, physically integrated, and continuously interconnected systems represents a fundamental transformation in the architecture of intelligent computing. As AI becomes increasingly embedded in industrial equipment, autonomous machines, intelligent infrastructure, connected vehicles, medical technologies, robotics, and human-centered systems, the computational requirements of intelligent applications can no longer be satisfied exclusively through centralized cloud-based processing. Instead, modern AI deployments increasingly rely on distributed architectures that coordinate computation, sensing, inference, communication, and decision-making across multiple layers of a heterogeneous computing environment. These architectures establish the foundation for Distributed Edge AI, in which intelligence is partitioned and coordinated among embedded devices, local processing nodes, edge servers, enterprise infrastructure, and remote cloud platforms.

This architectural transition is driven by several interconnected requirements, including low-latency decision-making, continuous operational availability, bandwidth efficiency, data privacy, energy optimization, scalability, and resilience under variable network and environmental conditions. Applications involving autonomous robotics, industrial automation, intelligent transportation, distributed monitoring, and safety-critical physical systems frequently require decisions to be executed within tightly constrained time intervals. Transmitting every sensor observation to a remote cloud platform for processing can introduce communication delays, network dependencies, bandwidth consumption, and operational vulnerabilities. Edge-based intelligence addresses these limitations by placing computational capabilities closer to the physical sources of data, enabling devices and local computing nodes to perform sensor interpretation, feature extraction, anomaly detection, predictive inference, and autonomous control without depending on continuous cloud connectivity.

A central component of this transformation is the emergence of AI-driven Internet of Things (AIoT) sensing networks. Conventional IoT architectures primarily emphasize device connectivity, telemetry collection, and remote monitoring. AIoT extends this model by integrating machine learning and intelligent inference directly into the sensing and communication infrastructure. Sensors and embedded controllers become active computational participants capable of recognizing environmental conditions, identifying abnormal patterns, filtering irrelevant observations, and generating context-aware information before transmitting data to higher architectural layers. Through this integration, distributed sensing networks evolve from passive data acquisition infrastructures into intelligent systems capable of localized

interpretation and coordinated response.

However, distributing intelligence across physical devices introduces architectural challenges that extend beyond computational performance. Embedded platforms operate under strict limitations involving processing capacity, memory availability, energy consumption, thermal conditions, and communication reliability. Industrial and autonomous applications must also account for equipment degradation, sensor uncertainty, environmental disturbances, intermittent connectivity, cybersecurity threats, and the consequences of incorrect decisions. Consequently, distributed AI architectures require coordinated hardware–software design strategies that balance local autonomy with centralized supervision, computational efficiency with model accuracy, and operational flexibility with system-level reliability.

Hybrid edge–cloud architectures provide a mechanism for addressing these competing requirements. Rather than treating edge and cloud computing as independent or competing alternatives, hybrid topologies organize them as complementary computational layers within a unified intelligent infrastructure. The edge layer performs latency-sensitive inference, immediate control, local data processing, and operational anomaly detection. Intermediate gateways and regional edge servers aggregate information from multiple devices, coordinate distributed workloads, and support more computationally intensive analytics. Cloud platforms provide scalable computational resources for large-scale model training, historical data analysis, cross-site optimization, digital-twin synchronization, fleet-wide intelligence, and coordinated model distribution. This hierarchical organization enables AI workloads to be dynamically allocated according to their computational demands, latency requirements, security constraints, and operational criticality.

The resulting architecture is particularly important in industrial environments, where intelligent systems must coordinate multiple machines, production processes, sensing infrastructures, and enterprise information platforms. Cloud-assisted industrial AI models can combine locally generated operational intelligence with broader historical and organizational knowledge. For example, an industrial machine may perform immediate anomaly detection at the edge while transmitting selected operational features to an enterprise platform for predictive maintenance analysis. Information aggregated across multiple facilities can subsequently support model refinement, optimization, and deployment updates. This creates a continuous intelligence cycle in which local inference, distributed observation, centralized learning, and controlled model redistribution reinforce one another.

The design of such systems requires more than the selection of appropriate computational hardware or communication technologies. It requires architectural synthesis: the systematic integration of sensing devices, embedded processors, communication protocols, edge

platforms, cloud services, AI models, data-management infrastructures, security mechanisms, and operational control systems into a coherent deployment framework. Physical AI systems must accommodate heterogeneous processors, diverse sensor modalities, multiple communication technologies, distributed software components, and different levels of computational authority. Architectural design patterns therefore become essential for establishing reusable deployment structures, defining component responsibilities, coordinating distributed inference, managing model lifecycles, and maintaining reliable operation across changing physical and computational conditions.

An important future direction for distributed intelligence extends beyond conventional machine-centered environments toward the integration of computational systems with human neural, physiological, and cognitive processes. As embedded AI, Physical AI, and distributed edge–cloud infrastructures continue to evolve, their potential applications increasingly include human-centered technologies that support neural sensing, assistive devices, rehabilitation, cognitive augmentation, and advanced human–machine collaboration. These developments create opportunities to extend distributed intelligence into architectures in which human participants become active sources of information and interactive components of computational systems.

This evolution introduces architectural considerations that go beyond conventional AIoT and industrial automation. Human-related neural and physiological information requires specialized acquisition interfaces, context-aware processing, stringent privacy protection, and carefully controlled interactions with external computational systems. Depending on the application, localized processing may be necessary to minimize latency, protect sensitive biological information, and maintain essential functionality during network interruptions. Edge–cloud coordination can provide additional capabilities for longitudinal analysis, personalized model development, distributed learning, and system-level intelligence, while preserving appropriate boundaries between computational interpretation, human authorization, and physical execution.

These emerging requirements establish the foundation for **Human–Neural–System Integration (HNSI)**, an advanced architectural paradigm that brings together biological interfaces, embedded neural processing, neuromorphic computing, distributed edge–cloud intelligence, and safety-constrained human–AI interaction. Rather than treating neural technologies as isolated sensing devices connected to conventional AI platforms, HNSI considers the complete biological–digital relationship, including signal acquisition, computational interpretation, bidirectional feedback, human agency, independent safety authorization, and system-level assurance. This subject is developed separately in **Volume VI: Human–Neural–System**

Integration (HNSI): Distributed Architectures, Edge–Cloud Intelligence, and Safety-Constrained Bio-Digital Topologies, which extends the distributed intelligence principles established in this chapter into human-centered biological–digital systems.

Chapter 9 examines the architectural principles governing distributed edge intelligence and cloud-edge computing, progressing from embedded AI processing and AIoT sensing networks to hybrid edge–cloud intelligence and enterprise-level architectural synthesis. It establishes how computational responsibilities can be distributed across physical devices, local infrastructure, enterprise platforms, and cloud environments while preserving the responsiveness, reliability, scalability, security, and operational resilience required for real-world deployment.

Section 9.1 examines on-device embedded AI processing and AI-driven Internet of Things (AIoT) sensing networks, emphasizing the integration of intelligent inference into resource-constrained devices and distributed sensing infrastructures.

Section 9.2 develops the principles of hybrid edge–cloud AI topologies and cloud-assisted industrial AI models, focusing on computational partitioning, workload coordination, distributed learning, predictive intelligence, digital twins, and enterprise-scale optimization.

Section 9.3 synthesizes these technologies into architectural design patterns for Physical AI deployment, addressing system decomposition, heterogeneous computing, communication infrastructure, operational resilience, security, lifecycle management, and safety-conscious architectural integration.

Collectively, these sections establish a unified architectural perspective in which intelligence is no longer confined to an individual processor, autonomous device, or centralized computing platform. Instead, it emerges through the coordinated operation of distributed computational resources, interconnected physical systems, intelligent sensing infrastructures, enterprise platforms, and cloud services. These principles also provide an important architectural foundation for subsequent developments in human-centered computing and **Human–Neural–System Integration, explored independently in Volume VI**.

The transition from centralized AI systems to distributed edge–cloud ecosystems introduces a multilayered computational landscape in which intelligence is allocated across devices, networks, enterprise platforms, and cloud infrastructures according to operational requirements. Rather than viewing AI deployment as a single computational process executed within a single location, modern intelligent systems distribute sensing, inference, learning, coordination, and control across multiple architectural layers that differ in capability, latency, scalability, and functional responsibility. Understanding the role of each layer is essential for designing systems that can simultaneously achieve responsiveness, reliability, security, and

large-scale coordination. To provide a consolidated overview of these relationships, Table 9.0 summarizes the principal architectural layers that comprise Distributed Edge AI systems and outlines their corresponding computational functions, constraints, and application domains.

Table 9.0 presents a hierarchical view of the major computational layers that collectively enable Distributed Edge AI and cloud-edge intelligent systems. Moving from the physical environment upward toward enterprise and cloud infrastructure, each layer performs specialized functions that contribute to the overall operation of the system. The table illustrates how responsibilities such as sensing, data processing, inference, learning, coordination, governance, and human interaction are distributed across multiple levels of the architecture rather than concentrated within a single computing platform. This layered organization forms the foundation for scalable, resilient, and adaptive AI deployments capable of operating across complex physical and digital environments.

Table 9.0— Hierarchical Layers and Functional Roles within Distributed Edge AI and Cloud-Edge Architectures

Architectural Layer	Primary Components	Computational Responsibilities	Typical AI Functions	Key Constraints	Representative Applications
Physical Sensing Layer	Sensors, cameras, microphones, industrial instrumentation, physiological and neural sensors, actuators	Data acquisition, event detection, physical interaction	Signal conditioning, feature extraction, lightweight classification	Energy limitations, sensor noise, environmental disturbances	AIoT monitoring, wearable systems, industrial instrumentation, neural interfaces
Embedded Intelligence Layer	Microcontrollers, embedded AI processors, FPGAs, SoCs, edge accelerators	Local real-time inference and autonomous response	TinyML, anomaly detection, object recognition, adaptive control	Limited memory, processing power, thermal constraints	Smart sensors, robotics, autonomous vehicles, assistive devices

Edge Processing Layer	Industrial gateways, edge computers, local inference servers	Device coordination, workload aggregation, low-latency analytics	Multi-sensor fusion, localized decision-making, edge orchestration	Computational capacity, local network reliability	Manufacturing cells, smart buildings, traffic management systems
Regional or Fog Computing Layer	Regional edge clusters, micro data centers, telecommunications edge infrastructure	Distributed workload balancing and intermediate analytics	Federated learning coordination, regional optimization, predictive analytics	Scalability, synchronization, communication overhead	Multi-site industrial operations, smart-city platforms
Enterprise Intelligence Layer	Enterprise data platforms, operational technology (OT) systems, business systems	Cross-domain integration, fleet-wide optimization	Predictive maintenance, production optimization, digital-twin coordination	Data governance, interoperability, cybersecurity	Industrial enterprises, logistics networks, infrastructure operators
Cloud Intelligence Layer	AI training platforms, hyperscale cloud infrastructure, model repositories	Large-scale learning and resource-intensive analytics	Deep learning training, foundation models, historical analysis	Latency, bandwidth dependency, privacy regulations	Global fleet management, AI model development, enterprise AI services
Governance & Security Layer (Cross-Layer)	Identity services, cybersecurity systems, policy engines, monitoring platforms	System-wide trust, security, compliance, lifecycle control	Threat detection, access control, model governance, auditability	Regulatory compliance, resilience requirements	Critical infrastructure, healthcare AI, defense-independent safety systems

The hierarchical structure summarized in Table 9.0 illustrates how computational responsibilities are distributed across the multiple layers that comprise modern Distributed Edge AI and cloud-edge ecosystems. Rather than concentrating sensing, inference, learning, coordination, and decision-making within a single computational environment, these architectures allocate functions to the locations where they can be performed most effectively. As a result, intelligent behavior emerges from the coordinated interaction of devices, networks, edge platforms, enterprise infrastructure, cloud resources, and human participants operating within a unified computational framework.

At the foundation of the architecture is the **Physical Sensing Layer**, which serves as the primary interface between the computational system and its surrounding environment. Sensors, cameras, industrial instruments, physiological monitoring devices, and actuators acquire observations and enable interaction with physical processes. Although traditionally regarded as sources of raw data, modern sensing platforms increasingly perform preliminary processing, event detection, and basic filtering operations, thereby establishing the informational foundation upon which higher levels of intelligence depend.

Positioned directly above this layer is the **Embedded Intelligence Layer**, where lightweight AI models are deployed within resource-constrained hardware platforms. Localized inference allows devices to recognize patterns, detect anomalies, and execute immediate control actions without continuous dependence on external infrastructure. This capability is particularly important in applications requiring rapid response and operational autonomy, including robotics, industrial automation, autonomous vehicles, and assistive technologies.

The **Edge Processing Layer** extends computational capability beyond individual devices by aggregating information from multiple embedded nodes and sensing systems. Edge platforms support low-latency analytics, distributed sensor coordination, localized decision-making, and computational workloads that exceed the capabilities of individual devices. By placing intelligence near the source of data generation, edge computing reduces communication delays, decreases bandwidth consumption, and enhances operational resilience in environments where network connectivity may be constrained or intermittent.

Above the edge layer, the **Regional or Fog Computing Layer** provides an intermediate level of coordination between local operations and enterprise-scale infrastructure. This layer supports workload distribution, federated learning coordination, resource management, and regional optimization across multiple edge deployments. As intelligent systems expand beyond isolated installations and become interconnected across facilities, geographic regions, or organizational domains, the importance of this intermediate coordination layer increases substantially.

The **Enterprise Intelligence Layer** introduces organizational awareness into the architecture by integrating information from multiple operational environments. Data and insights collected across facilities, production systems, and infrastructure assets can be synthesized to support predictive maintenance, process optimization, digital-twin synchronization, and enterprise-level decision-making. By combining operational technology with information systems and advanced analytics, enterprise platforms provide a broader perspective than can be achieved through localized processing alone.

At the highest level of computational capability resides the **Cloud Intelligence Layer**, which provides scalable resources for large-scale model training, historical analysis, cross-site optimization, and long-term knowledge generation. Computationally intensive tasks that exceed the capabilities of distributed edge resources can be centralized within cloud infrastructure, enabling continuous model improvement and system-wide intelligence development. Importantly, the cloud functions as a complementary component within the overall architecture, supporting lower layers rather than replacing them. This relationship underscores the collaborative nature of hybrid edge-cloud systems in which computational responsibilities are allocated according to performance requirements, latency constraints, and operational objectives.

Complementing all other layers is the **Governance and Security Layer**, which functions as a cross-cutting architectural capability rather than an independent computational tier. Security mechanisms, identity management, access control, compliance frameworks, model governance, monitoring systems, and lifecycle management processes must operate continuously across the entire architecture. Their presence across all layers reflects the principle that trustworthiness, resilience, accountability, and safety are system-wide properties that must be engineered into intelligent infrastructures from their inception rather than added as afterthoughts.

Collectively, the layers presented in Table 9.0 demonstrate that Distributed Edge AI is fundamentally a systems-engineering paradigm. Intelligent functionality arises not from any single device, processor, or platform, but from the coordinated operation of sensing infrastructures, embedded intelligence, edge computing resources, enterprise systems, cloud services, governance mechanisms, and human participants. This hierarchical perspective provides a conceptual foundation for the detailed discussions that follow, beginning with embedded AI processing and AIoT sensing networks, progressing through hybrid edge-cloud architectures and enterprise-scale intelligence, and culminating in Human–Neural–System Integration within safety-critical, human-centered intelligent systems.

The preceding discussion established that Physical AI systems require more than isolated machine-learning models operating at a single computational tier. Real-world deployment

demands a coordinated architecture capable of integrating sensing, inference, decision-making, human oversight, and continuous learning across heterogeneous environments. As AI applications increasingly span autonomous machines, industrial facilities, cyber-physical systems, and human-centered operations, computational functions must be distributed across embedded devices, edge platforms, regional coordination layers, enterprise systems, and cloud-based intelligence services. Figure 9.0 illustrates this unified distributed edge AI and cloud-edge topology, demonstrating how intelligence, data, and decision authority flow through interconnected layers to support scalable, resilient, and adaptive Physical AI ecosystems.

Figure 9.0 presents a Unified Distributed Edge AI and Cloud-Edge Topology for Physical AI, depicting a hierarchical yet interconnected architecture in which intelligence is distributed across multiple computational layers. Beginning with physical sensors and human users at the operational boundary, data are progressively transformed into actionable intelligence through embedded AI nodes, edge-processing platforms, regional and fog-computing systems, enterprise intelligence services, and cloud-based AI infrastructures.

The framework emphasizes that Physical AI is not a single technology stack but a coordinated ecosystem in which each layer contributes distinct computational capabilities. Low-latency control and device-level inference occur near the physical environment, while higher-level analytics, coordination, optimization, and model development take place at enterprise and cloud layers. Bidirectional flows of telemetry, data, intelligence, and commands enable continuous feedback, learning, and adaptation across the entire system.

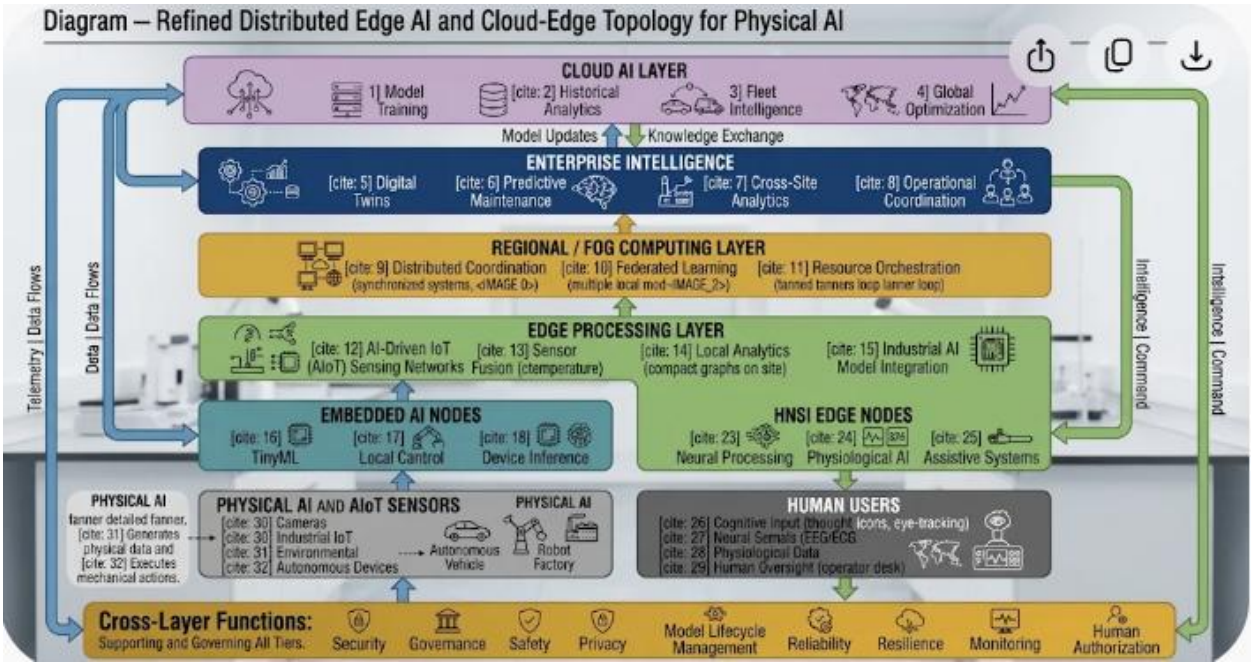

Figure 9.0— Unified Distributed Edge AI and Cloud-Edge Topology for Physical AI

The figure depicts a multilayer architecture that integrates physical AI sensors, embedded AI nodes, edge-processing systems, regional/fog computing platforms, enterprise intelligence services, and cloud AI resources into a unified operational framework. The topology illustrates upward flows of telemetry and operational data alongside downward flows of intelligence, optimization, and command signals. Cross-layer governance functions, including security, safety, privacy, monitoring, resilience, and lifecycle management, provide system-wide oversight and coordination.

Legend

Layer	***Primary Function***
Physical AI and AIoT Sensors	*Generate real-time observations from industrial, environmental, robotic, autonomous, and operational systems.*
Human Users	*Provide supervision, decision support, operational oversight, and cognitive interaction with AI-enabled systems.*
Embedded AI Nodes	*Execute TinyML, local control functions, and device-level inference near the source of data generation.*
HNSI Edge Nodes	*Support higher-order edge intelligence, including neural processing, physiological AI, and assistive systems.*
Edge Processing Layer	*Performs data fusion, local analytics, AIoT coordination, and on-site model integration.*
Regional / Fog Computing Layer	*Coordinates distributed assets through federated learning, orchestration, and regional synchronization.*
Enterprise Intelligence Layer	*Provides digital twins, predictive maintenance, cross-site analytics, and operational coordination.*
Cloud AI Layer	*Supports model training, historical analytics, fleet intelligence, and global optimization.*
Telemetry and Data Flows	*Transfer operational information upward through the architecture for analysis and learning.*
Intelligence and Command Flows	*Deliver optimized decisions, policies, and control actions downward toward operational systems.*
Cross-Layer Functions	*Enforce governance, security, safety, privacy, reliability, resilience, monitoring, and authorization across all layers.*

Figure 9.0 illustrates how modern Physical AI systems distribute intelligence across a continuum rather than concentrating computation within a single platform. The architecture reflects the practical reality that different AI tasks require different computational locations, response times, and resource capacities. Consequently, intelligence is deployed where it can provide the greatest operational value while maintaining system-wide coordination and learning.

At the lowest operational level, **Physical AI and AIoT sensors** continuously generate observations from machines, devices, infrastructure, environments, and human-machine interfaces. These sensors represent the system's connection to the physical world, supplying raw telemetry that forms the foundation of all subsequent processing activities.

Immediately above the sensing layer, **embedded AI nodes** perform localized decision-making functions. Technologies such as TinyML and device-level inference enable rapid responses without requiring communication with remote servers. This capability is particularly important in environments where latency, bandwidth limitations, or reliability constraints make cloud-dependent operation impractical.

The architecture then expands into the **edge-processing layer**, where information from multiple devices is aggregated and contextualized. Data fusion and local analytics transform isolated sensor observations into operational intelligence, enabling more comprehensive awareness of local system conditions. This layer serves as a critical bridge between device-level actions and broader organizational objectives.

The **regional and fog-computing layer** introduces collaborative intelligence across distributed assets and locations. Through mechanisms such as federated learning and resource orchestration, multiple edge environments can share knowledge without necessarily centralizing all underlying data. This approach supports scalability, privacy preservation, and coordinated learning across geographically dispersed operations.

At the organizational level, the **enterprise intelligence layer** converts operational insights into strategic value. Digital twins provide virtual representations of physical assets, predictive maintenance identifies potential failures before they occur, and cross-site analytics reveal patterns that may not be visible within individual facilities. As a result, the enterprise layer functions as the organizational coordination center for Physical AI deployments.

The highest computational tier, the **cloud AI layer**, provides capabilities that benefit from large-scale computing resources. Model training, historical analytics, fleet-wide intelligence, and global optimization are computationally intensive activities best suited to cloud environments. Insights and optimized models generated at this layer are subsequently distributed downward to operational systems, enabling continuous improvement throughout the architecture.

A defining characteristic of the topology is its **bidirectional information flow**. The upward movement of telemetry and data supports learning, analytics, and situational awareness, while the downward movement of intelligence and commands enables optimization and adaptive control. This creates a continuous feedback loop in which operational experiences contribute to organizational knowledge, and organizational knowledge enhances future operational performance.

Equally important are the **cross-layer governance functions** that span the entire architecture. Security, privacy, safety, monitoring, resilience, reliability, and model lifecycle management are not confined to any single computational tier. Instead, these functions operate horizontally across all layers to ensure that AI-enabled systems remain trustworthy, compliant, and operationally robust.

Overall, Figure 9.0 demonstrates that Physical AI is best understood as a distributed intelligence ecosystem. Effective deployment depends not only on sophisticated AI models but also on the coordinated interaction of sensing technologies, embedded intelligence, edge analytics, enterprise systems, cloud resources, human oversight, and governance mechanisms. The resulting architecture enables scalable, adaptive, and resilient AI capabilities capable of supporting increasingly complex cyber-physical environments.

As illustrated in Figure 9.0, the effectiveness of a Physical AI ecosystem depends upon the seamless interaction of intelligence across multiple computational layers. However, the foundation of this architecture resides at the point where data are first perceived, interpreted, and acted upon in the physical world. Before information can be aggregated within edge platforms, coordinated through fog-computing infrastructures, or optimized in cloud environments, it must originate from distributed sensing systems and undergo initial processing near the source of generation. This requirement has driven the convergence of embedded artificial intelligence with the Internet of Things (IoT), creating AI-driven IoT (AIoT) networks capable of performing inference, filtering, anomaly detection, and autonomous decision-making directly on devices and sensors. By moving intelligence closer to physical assets, organizations can reduce latency, conserve bandwidth, improve resilience, and enable real-time responsiveness in dynamic operational environments. Consequently, the study of Physical AI begins at the network edge, where embedded intelligence transforms traditional sensing infrastructures into autonomous, context-aware systems capable of supporting higher layers of distributed intelligence. Section 9.1 therefore examines the principles, architectures, technologies, and applications of on-device embedded AI processing and AI-driven IoT sensing networks as the foundational layer of the Physical AI continuum.

Section 9.1: Embedded Intelligence and Distributed AI-Driven IoT (AIoT) Sensing Networks

The emergence of Distributed Edge AI has transformed sensing devices from passive data collectors into active computational participants capable of interpreting environmental conditions, detecting operational anomalies, and supporting autonomous decision-making at the point of data generation. This section examines the principles, technologies, and architectural considerations associated with on-device AI processing and AI-driven Internet of Things (AIoT) sensing networks, emphasizing how intelligent inference can be integrated into resource-constrained hardware platforms to enable responsive, efficient, and scalable distributed intelligence. Through this progression, the discussion establishes the foundational computational layer upon which hybrid edge-cloud architectures and enterprise-scale intelligent systems are subsequently built.

As embedded artificial intelligence systems continue to permeate industrial, consumer, healthcare, transportation, and infrastructure domains, understanding the architectural mechanisms through which intelligence is deployed becomes increasingly important. AI capability is not determined solely by model accuracy or computational sophistication. Rather, the effectiveness of an intelligent system depends heavily on where computation occurs, how information is distributed across a system, how decisions are coordinated among devices, and how sensing, inference, and actuation interact within operational constraints.

The evolution of embedded AI has given rise to multiple architectural paradigms, each addressing distinct technical, operational, and environmental requirements. Some architectures prioritize deterministic real-time performance, placing intelligence directly on physical devices to support immediate perception, control, and response. Others emphasize large-scale situational awareness and distributed decision-making, extending intelligence across networks of sensors, gateways, edge platforms, and cloud resources. As a result, embedded AI is best understood not as a single deployment model but as a continuum of architectural approaches that distribute cognition across different layers of the computational hierarchy. This continuum enables intelligent systems to balance responsiveness, scalability, resource efficiency, autonomy, and coordination according to the demands of the application environment.

These architectures differ significantly in their objectives, computational placement, communication requirements, scalability characteristics, and operational strengths. On-device architectures concentrate intelligence within individual devices and prioritize autonomy, privacy, and ultra-low latency. In contrast, AI-driven IoT sensing architectures distribute intelligence across many interconnected nodes to create collective environmental awareness and enable system-level perception. Understanding these distinctions is essential because architectural

choices directly influence factors such as responsiveness, reliability, energy consumption, security, scalability, maintainability, and overall system effectiveness.

To establish a foundational framework for the chapters that follow, Table 9.1 summarizes the principal embedded AI architectural models introduced in this section and highlights their defining characteristics. The table identifies each architectural approach, its primary purpose, major technological components, underlying AI perspective, and key operational advantages. Together, these characteristics illustrate how different forms of embedded intelligence contribute to the broader ecosystem of autonomous and intelligent systems.

This part explores two foundational architectural domains that underpin contemporary embedded AI systems. Together, they represent two complementary approaches to distributing intelligence across cyber-physical environments: one focused on localized decision-making within individual devices, and the other focused on distributed environmental awareness across connected sensing infrastructures.

- **On-Device Embedded AI**

  AI models execute directly on embedded hardware platforms such as microcontrollers (MCUs), Neural Processing Units (NPUs), Digital Signal Processors (DSPs), and specialized edge accelerators. These architectures prioritize local autonomy, privacy preservation, energy-efficient inference, and ultra-low-latency decision making. By placing intelligence directly at the point of operation, on-device embedded AI forms the **local cognition layer** of intelligent systems, enabling devices to perceive, reason, and act independently even in the absence of network connectivity.

- **AI-Driven IoT and Distributed Sensing Networks**

  AI-driven IoT architectures extend intelligence beyond individual devices into large-scale networks composed of interconnected sensors, edge nodes, and distributed processing components. Rather than relying on a single decision-making entity, intelligence is distributed across thousands or even millions of sensing endpoints that collectively observe, interpret, and respond to environmental conditions. These systems transform raw sensor observations into coordinated situational awareness, creating a foundation for **collective perception** across industrial facilities, smart cities, transportation systems, and other large-scale environments.

While both architectural approaches seek to enhance autonomous decision-making and environmental awareness, they differ substantially in where intelligence resides, how information is processed, and how decisions are coordinated. Understanding these distinctions

is essential for selecting appropriate deployment strategies and designing scalable intelligent systems. Table 9.1 provides an overview of the two foundational embedded AI architectural models and summarizes their core characteristics, technological foundations, and operational strengths.

Table 9.1— Embedded AI Architectural Models and Their Core Characteristics

Architectural Model	Core Purpose	Key Components	Typical Deployment Examples	AI Framing	Operational Strengths
On-Device Embedded AI	Local autonomy and ultra-low latency	NPUs, MCUs, DSPs, secure enclaves	Wearables, industrial controllers, autonomous robots, smart consumer devices	Local cognition	Fast response, privacy, offline capability
AI-Driven IoT & Distributed Sensing	Collective sensing and environmental awareness	Sensor meshes, micro-AI nodes, distributed fusion engines	Smart cities, precision agriculture, smart buildings, infrastructure monitoring	Collective perception	Scalability, coverage, real-time distributed intelligence

Table 9.1 presents two foundational embedded AI architectural models that serve as the building blocks for increasingly sophisticated intelligent systems. Although both models aim to enhance autonomous decision-making and environmental awareness, they distribute intelligence differently and consequently address different operational challenges. The distinction between local cognition and collective perception provides a useful lens for understanding how modern autonomous systems are designed.

The table demonstrates that embedded AI architectures can be understood along a continuum extending from highly localized intelligence within individual devices to distributed intelligence spanning entire sensing ecosystems. This progression reflects a broader trend in autonomous systems development: as operational environments become larger, more complex, and more interconnected, intelligence must increasingly move beyond individual devices and become a

coordinated property of the overall system.

On-Device Embedded AI: Localized Cognition and Immediate Action

The first architectural model, **On-Device Embedded AI**, represents the most localized and self-contained form of artificial intelligence deployment. Computational intelligence resides entirely within the endpoint device itself, where AI inference is executed directly on hardware components such as Neural Processing Units (NPUs), Digital Signal Processors (DSPs), microcontrollers (MCUs), and secure processing enclaves.

The primary objective of this architecture is to achieve **local autonomy and ultra-low-latency decision making**. By eliminating dependence on remote processing resources, on-device systems can respond to events within microseconds or milliseconds, making them particularly suitable for applications involving closed-loop control and safety-critical operations. Examples include industrial robotic control systems, advanced driver-assistance systems (ADAS), wearable medical devices, machine-condition monitoring systems, and intelligent consumer electronics.

The AI framing identified in the table as **local cognition** reflects the fact that all perception, interpretation, and decision-making occur within the boundaries of the device. The device functions as an independent cognitive agent capable of operating even when network connectivity is unavailable. This capability provides important advantages in environments where communication links may be unreliable, intermittent, costly, or subject to security restrictions.

The operational strengths listed in the table underscore the practical value of this approach. Fast response times arise from eliminating network communication delays. Improved privacy results from keeping sensitive data on-device rather than transmitting it to external servers. Offline functionality ensures operational continuity during network disruptions. Collectively, these characteristics make on-device AI the preferred architectural choice whenever deterministic performance and autonomous operation are paramount.

AI-Driven IoT and Distributed Sensing: Collective Environmental Intelligence

The second architectural model, **AI-Driven IoT and Distributed Sensing Networks**, expands intelligence beyond individual devices and distributes cognition across a broad collection of interconnected sensing nodes. Rather than relying on a single intelligent system, intelligence emerges through collaboration among numerous devices that collectively observe, interpret, and respond to environmental conditions.

The primary purpose of this architecture is **collective sensing and environmental awareness**. Smart sensors, sensor meshes, distributed fusion mechanisms, and micro-AI nodes continuously

gather data from multiple locations and perspectives. Information generated by individual nodes is subsequently aggregated, fused, and interpreted to create a comprehensive representation of the monitored environment.

The table characterizes this approach as **collective perception**, an important conceptual distinction from local cognition. Whereas on-device AI enables a single device to understand its immediate surroundings, distributed sensing architectures enable an entire network to develop a shared understanding of larger physical systems, geographic regions, or operational environments.

Examples include precision agriculture systems that coordinate data from thousands of soil and weather sensors, smart buildings that optimize energy consumption using distributed occupancy and environmental sensing, intelligent transportation systems that aggregate data from vehicles and infrastructure sensors, and smart-city deployments that monitor traffic, environmental conditions, public utilities, and infrastructure health.

The operational strengths associated with this architecture emphasize scalability, coverage, and distributed intelligence. Because sensing responsibilities are distributed among many nodes, these systems can provide extensive geographic reach while maintaining real-time awareness. As the number of sensing nodes increases, environmental visibility improves, allowing the system to detect patterns, trends, and anomalies that would remain invisible to isolated devices.

Comparative Perspective

Viewed together, the two models represent complementary rather than competing approaches to embedded intelligence. On-device AI excels at rapid autonomous decision making close to physical processes, while AI-driven IoT networks excel at generating broader situational awareness across distributed environments. One architecture optimizes for reaction; the other optimizes for observation and coordination.

In practice, many modern AI systems incorporate elements of both models. An autonomous robot, for example, may use on-device AI for navigation and obstacle avoidance while simultaneously participating in an IoT sensing network that shares environmental information with other robots and infrastructure systems. Similarly, industrial equipment may perform local predictive maintenance inference while contributing operational data to distributed monitoring systems that identify facility-wide performance trends.

Consequently, Table 9.1 is best understood not as a classification of mutually exclusive architectures, but as an illustration of the foundational intelligence layers from which broader

edge, cloud, and hybrid AI ecosystems emerge. These layers represent the building blocks of distributed cognition, with each contributing distinct capabilities for perception, processing, communication, and decision-making. Understanding the distinction between local cognition and collective perception provides the conceptual foundation for examining more advanced architectures that integrate edge computing, federated learning, cloud-scale analytics, and hierarchical autonomous decision-making. As architectural complexity increases, these foundational layers remain essential for understanding how intelligence is distributed, coordinated, and scaled across the edge-cloud continuum.

While Table 9.1 summarizes the defining characteristics of the two foundational embedded AI architectural models, a tabular representation alone cannot fully convey how intelligence is distributed across these systems or how the architectures relate to one another within real-world deployments. Embedded AI exists along a continuum that spans highly localized decision-making within individual devices and large-scale distributed intelligence across interconnected sensing networks. Understanding this continuum is essential because modern autonomous systems increasingly combine both paradigms, integrating device-level cognition with network-level perception to achieve responsiveness, scalability, and environmental awareness simultaneously. Figure 9.1 provides a conceptual visualization of this architectural progression and illustrates how local intelligence evolves into collective intelligence through distributed sensing, communication, and coordination mechanisms.

The distinction between on-device embedded AI and AI-driven distributed sensing networks extends beyond differences in hardware placement or communication topology. It reflects two fundamentally different approaches to organizing intelligence within cyber-physical systems. On-device architectures focus on enabling individual devices to perceive, reason, and act independently, whereas distributed sensing architectures enable large collections of interconnected devices to generate a shared understanding of their operating environment. Rather than existing as isolated approaches, these architectures form complementary layers within a broader embedded AI ecosystem. Figure 9.1 illustrates this relationship by presenting embedded AI as a continuum that extends from localized cognition at the device level to collective perception across distributed sensing networks.

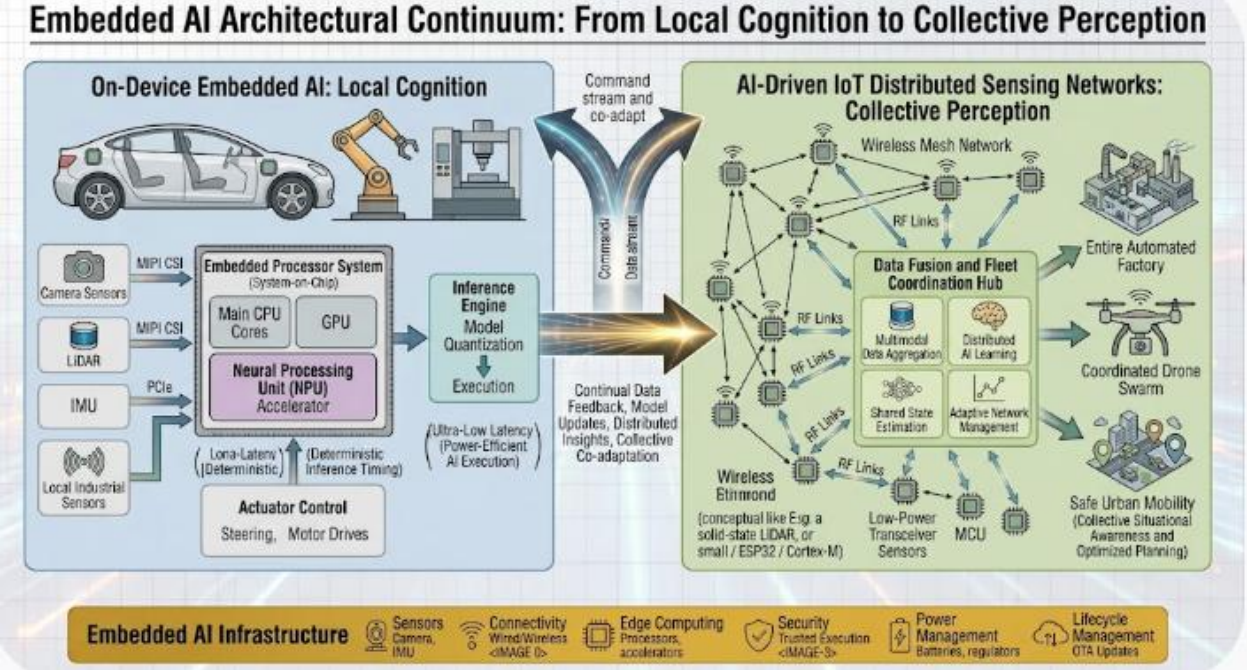

Figure 9.1— Embedded AI Architectural Continuum: From Local Cognition to Collective Perception

Figure 9.1 illustrates the progression of embedded AI architectures from localized device-level intelligence to distributed environmental intelligence. On-device embedded AI performs perception, inference, and control directly within individual systems using specialized processors such as NPUs, DSPs, and embedded accelerators. AI-driven IoT sensing networks extend intelligence across interconnected nodes that collectively gather, fuse, and interpret environmental information. Together, these architectures demonstrate how modern embedded AI systems combine local autonomy with distributed situational awareness to support scalable autonomous operations.

Legend

On-Device Embedded AI (Local Cognition)

- *Intelligence resides within the device.*
- *AI inference occurs locally using embedded processors, NPUs, DSPs, or MCUs.*
- *Supports deterministic, ultra-low-latency decision-making.*
- *Enables offline operation and privacy-preserving processing.*
- *Typical applications include autonomous vehicles, industrial control systems, robots, and intelligent consumer devices.*

AI-Driven IoT Distributed Sensing Networks (Collective Perception)

- *Intelligence is distributed across interconnected sensing nodes.*
- *Sensor networks collaborate through wireless communication and distributed data sharing.*
- *Data fusion and coordination hubs aggregate information from multiple sources.*
- *Enables large-scale environmental awareness and system-wide optimization.*
- *Typical applications include smart cities, intelligent transportation systems, precision agriculture, industrial monitoring, and coordinated autonomous systems.*

Shared Embedded AI Infrastructure

- *Sensors and sensing modalities*
- *Connectivity and wireless communications*
- *Edge-computing resources*
- *Cybersecurity mechanisms*
- *Power-management systems*
- *Lifecycle-management services*

Understanding the Embedded AI Continuum

Figure 9.1 conceptualizes embedded AI as a continuum of increasingly distributed intelligence. At one end of the continuum, cognition resides primarily within a single device, enabling localized perception, inference, and control. At the other end, intelligence becomes a collective property of interconnected sensing networks that continuously exchange information and coordinate decision-making activities. The resulting progression reflects a fundamental shift in embedded system design, whereby autonomous capabilities emerge not only from individual intelligent devices but also from the collaborative interactions among distributed computational agents.

Local Cognition: Intelligence at the Point of Action

The left side of the figure illustrates the on-device embedded AI model. Here, intelligence is tightly integrated with the physical system itself. Data from cameras, LiDAR devices, inertial measurement units (IMUs), and industrial sensors is processed directly by embedded hardware. Neural processing units and specialized accelerators execute AI inference locally, enabling decisions to be made within extremely short time intervals.

A key characteristic of this architecture is that sensing, inference, and actuation occur within a tightly coupled control loop. Information does not need to traverse external networks before decisions are made, reducing latency and improving determinism. Consequently, local cognition is particularly valuable in applications where timing precision and operational safety are critical, such as autonomous vehicles, industrial automation equipment, medical devices, and robotics.

Collective Perception: Intelligence Across the Environment

The right side of the figure illustrates the AI-driven distributed sensing model. Rather than concentrating intelligence within a single system, intelligence is distributed among many interconnected devices that collectively monitor and interpret environmental conditions. Individual nodes contribute localized observations, while communication links enable information sharing and coordination.

The data-fusion and coordination hub shown in the figure represents mechanisms that aggregate sensor observations, share learned insights, coordinate actions, and support distributed learning processes. Through these interactions, intelligence becomes an emergent property of the network rather than a capability of any individual node. This collective perception enables broader situational awareness and allows the system to recognize patterns and trends that would remain invisible to isolated devices.

The Transitional Layer: Connecting Local and Collective Intelligence

The central flow between the two architectural domains is particularly significant. The arrows, feedback loops, and communication pathways indicate that embedded AI systems rarely operate solely at one end of the continuum. Instead, modern deployments often combine local inference with distributed collaboration.

For example, an autonomous vehicle may perform obstacle detection entirely on-device while simultaneously exchanging traffic and environmental information with a broader transportation network. Similarly, industrial machines may execute local predictive-maintenance models while contributing operational data to plant-wide monitoring systems. In both cases, device-level cognition and collective perception reinforce one another.

Embedded AI as a Unified Ecosystem

The infrastructure layer spanning the bottom of the figure highlights that both architectural models rely upon a common technological foundation. Sensors provide environmental observations; connectivity mechanisms enable information exchange; edge-computing resources support local processing; cybersecurity protects operational integrity; power-management systems sustain device operation; and lifecycle-management services support

deployment, monitoring, and updates.

This shared foundation reinforces an important architectural principle: although embedded AI systems may differ in how intelligence is distributed, successful deployments require coordinated management of sensing, computation, communication, security, and operational maintenance. Consequently, the future of embedded AI is increasingly characterized not by isolated intelligent devices or isolated sensor networks, but by integrated ecosystems that seamlessly combine local cognition and collective perception to achieve robust, scalable, and adaptive autonomy.

Having established the distinction between local cognition and collective perception, attention now turns to the first and most foundational form of embedded intelligence: **On-Device Embedded AI**. Positioned at the localized end of the embedded AI continuum, this architectural model places computational intelligence directly within the device itself, enabling perception, inference, and control to occur at the point of operation. By executing AI workloads on embedded processors, neural processing units, microcontrollers, and other specialized hardware accelerators, on-device systems minimize latency, reduce dependence on external networks, and maintain operational autonomy in dynamic environments. These characteristics make on-device embedded AI a critical enabling technology for applications that require immediate decision-making, deterministic performance, privacy preservation, and reliable operation under constrained or disconnected conditions. Understanding how intelligence is embedded within individual devices provides the conceptual foundation for examining more distributed forms of AI that extend cognition beyond a single system and into interconnected sensing ecosystems.

A. On-Device Embedded AI

On-device embedded AI represents the foundational layer of modern intelligent systems and serves as the primary mechanism through which artificial intelligence is integrated directly into the physical world. Unlike centralized AI systems that depend on cloud infrastructure for inference and decision-making, on-device AI places computational intelligence within the endpoint device itself, allowing sensing, reasoning, and action to occur at the point of operation. This architectural approach enables intelligent devices to function autonomously in dynamic environments where latency, reliability, privacy, bandwidth availability, and safety considerations impose constraints that cannot be effectively addressed through remote computing alone.

The emergence of on-device AI reflects a broader shift in the evolution of intelligent systems. Early AI deployments often relied on transmitting data to centralized servers for processing, where virtually unlimited computational resources could be applied to complex models. While effective for large-scale analytics and non-time-critical applications, centralized architectures introduce communication delays, network dependency, security concerns, and potential operational vulnerabilities. As intelligent systems increasingly move into vehicles, robots, industrial machinery, medical devices, drones, wearables, and smart infrastructure, the need for local intelligence capable of operating independently of cloud connectivity has become increasingly important.

From an architectural perspective, on-device embedded AI can be viewed as the realization of **embodied cognition** within cyber-physical systems. Intelligence is no longer confined to remote computing environments but becomes physically situated within machines that continuously interact with their surroundings. Embedded AI systems observe environmental conditions through sensors, process information using specialized hardware accelerators, make decisions based on learned models, and execute actions through actuators and control systems. The resulting perception-decision-action cycle forms the operational core of autonomous embedded systems.

This embodiment of intelligence introduces a distinct set of engineering challenges. Unlike cloud platforms that typically operate with abundant processing power, memory, and energy resources, embedded devices must function within tightly constrained computational environments. Designers must balance model complexity against limitations in processing capability, memory capacity, thermal dissipation, battery life, and real-time responsiveness. Consequently, successful on-device AI systems require architectural strategies that maximize efficiency without compromising reliability, safety, or performance.

Another defining characteristic of on-device embedded AI is its role in supporting deterministic and autonomous operation. Many embedded environments involve physical processes that evolve continuously and require immediate responses. Industrial control systems, autonomous vehicles, collaborative robots, and medical monitoring devices cannot tolerate unpredictable communication delays or dependence on external infrastructure for every decision. Instead, these systems require local intelligence capable of maintaining operational continuity even under conditions of network disruption, degraded connectivity, or complete communication loss. As a result, on-device AI frequently serves as the first layer of decision-making within larger intelligent ecosystems.

At the same time, modern embedded AI extends beyond simple local inference. Advances in specialized AI hardware, model optimization techniques, sensor integration, and safety engineering have enabled increasingly sophisticated capabilities to operate directly on resource-constrained devices. Contemporary embedded AI systems can perform complex computer vision, speech recognition, anomaly detection, predictive maintenance, environmental perception, and autonomous navigation tasks while maintaining stringent latency and energy requirements. These capabilities transform embedded systems from passive sensing devices into active cognitive agents capable of understanding and responding to their environments in real time.

To achieve these capabilities, on-device embedded AI relies on a set of interconnected architectural pillars that collectively support efficient, reliable, deterministic, and safe operation. These pillars encompass specialized inference hardware, model optimization strategies, real-time decision architectures, multimodal sensor processing frameworks, and mechanisms that ensure operational safety in mission-critical environments. Together, they establish the technological foundation upon which embedded intelligence is constructed.

Although on-device embedded AI is often described as a single architectural paradigm, its capabilities emerge from the coordinated interaction of multiple technical subsystems rather than from any individual hardware or software component. Achieving autonomous operation under constraints of limited power, restricted memory, real-time responsiveness, and operational safety requires a carefully structured architecture that balances computational efficiency with reliable decision-making. Specialized inference hardware, optimized AI models, deterministic execution frameworks, multimodal perception mechanisms, and safety-assurance capabilities collectively form the technological foundation of embedded intelligence. Table 9.1-A summarizes these foundational architectural pillars and highlights the role each plays in enabling intelligent behavior directly at the edge of the physical environment.

The architectural complexity of on-device embedded AI extends far beyond simply executing a machine learning model on an embedded processor. Practical deployment requires an integrated framework capable of supporting efficient computation, contextual awareness, deterministic control, and safe autonomous operation within resource-constrained environments. Each architectural pillar addresses a specific challenge associated with embedded intelligence, ranging from managing energy consumption and hardware limitations to ensuring predictable behavior in safety-critical applications.

Collectively, these pillars form a layered foundation that enables embedded systems to perceive their surroundings, interpret sensor information, generate decisions, and execute actions in real time. While each pillar can be examined independently, their true significance emerges through their interdependence. Advances in one area, such as model compression, often influence the effectiveness of other capabilities, including real-time inference, energy efficiency, and system reliability. Table 9.1-A provides a consolidated overview of these core architectural pillars, their primary objectives, enabling technologies, and contributions to embedded AI performance.

Table 9.1-A — Core Architectural Pillars of On-Device Embedded AI

Architectural Pillar	Primary Objective	Key Technologies	Operational Contribution
Ultra-Low-Power On-Device AI Inference Engines	Efficient local AI execution	NPUs, DSPs, MCUs, AI accelerators, TinyML hardware	Enables real-time inference within strict power and thermal budgets
AI Model Compression, Quantization, and Pruning for Edge Deployment	Reduce computational and memory requirements	Quantization, pruning, knowledge distillation, model optimization frameworks	Enables deployment of sophisticated AI models on resource-constrained devices
Deterministic AI Control Loops and Real-Time Decision Execution	Guarantee predictable system behavior	Real-time operating systems (RTOS), scheduling frameworks, time-bounded inference engines	Supports safety-critical and latency-sensitive applications

On-Device Multimodal AI Sens	Integrate heterogeneous sensor information	Sensor fusion engines, perception stacks, edge analytics frameworks	Enhances environmental awareness and decision accuracy
Safety-Critical Embedded AI Autonomy and Failsafe Cognitive Mechanisms	Maintain safe and reliable operation	Redundant control systems, failover architectures, runtime monitoring, explainability mechanisms	Ensures operational resilience, safety, and fault tolerance

Understanding the Architectural Foundations of On-Device Embedded AI

Table 9.1-A presents the five foundational architectural pillars that collectively enable intelligence to operate directly on embedded devices. Rather than representing isolated technologies, these pillars form an integrated ecosystem that allows embedded AI systems to function effectively within environments characterized by limited computational resources, strict timing constraints, and continuously changing physical conditions. Together, they define how embedded devices transform raw sensor observations into reliable and autonomous actions.

A notable characteristic of the table is that the pillars correspond to a progression from computational efficiency to operational trustworthiness. The first two pillars focus primarily on making AI feasible within resource-constrained environments, while the latter pillars increasingly address perception, decision execution, and safety assurance. This progression mirrors the evolution of an intelligent system from computational capability to autonomous operational capability.

Ultra-Low-Power On-Device AI Inference Engines

The first pillar focuses on the computational foundation required to execute AI models directly on embedded hardware. On-device AI systems must perform inference within severe constraints on energy consumption, thermal generation, memory capacity, and processing power. Specialized hardware accelerators, including NPUs, DSPs, AI-enabled microcontrollers, and TinyML platforms, address these limitations by providing efficient execution pathways optimized specifically for machine learning workloads.

This pillar is fundamental because all higher-level AI functionality depends on the availability of efficient local computation. Without low-power inference engines, advanced AI capabilities would remain impractical for battery-powered devices, wearable systems, industrial sensors, and autonomous edge platforms.

AI Model Compression, Quantization, and Pruning for Edge Deployment

The second pillar addresses one of the most significant challenges in embedded AI: the mismatch between the size of modern AI models and the resource limitations of embedded devices. Techniques such as quantization, pruning, knowledge distillation, and model optimization reduce computational complexity and memory requirements while preserving acceptable levels of predictive performance.

This pillar serves as a bridge between advanced machine learning research and real-world deployment. By transforming computationally intensive models into lightweight and efficient representations, model optimization enables sophisticated AI capabilities to operate on devices that lack the resources of conventional cloud infrastructure.

Deterministic AI Control Loops and Real-Time Decision Execution

The third pillar shifts the focus from computational efficiency to operational responsiveness. In many embedded environments, producing an accurate AI prediction is insufficient unless that prediction can be translated into action within a predictable time frame. Deterministic control architectures provide the scheduling, execution, and timing guarantees necessary for real-time decision-making.

This capability is especially important in safety-critical applications such as autonomous vehicles, industrial automation systems, robotic control platforms, and medical devices. The value of intelligence in these systems depends not only on decision quality but also on the ability to execute decisions consistently within defined temporal boundaries.

On-Device Multimodal AI Sensor Fusion Pipelines

The fourth pillar expands the system's perceptual capabilities by integrating information from multiple sensing modalities. Cameras, LiDAR units, radar systems, inertial measurement sensors, microphones, and environmental monitoring devices each provide partial views of the surrounding environment. Sensor fusion techniques combine these heterogeneous data streams into a coherent representation of system state and environmental context.

This pillar enhances accuracy, robustness, and situational awareness. By synthesizing information from diverse sources, embedded AI systems gain a richer understanding of complex environments and become more resilient to the limitations or failures of individual sensors.

Safety-Critical Embedded AI Autonomy and Failsafe Cognitive Mechanisms

The fifth pillar addresses the need for trustworthiness and operational resilience. As embedded AI is increasingly deployed within systems that directly influence physical processes, failures can produce safety, financial, or operational consequences. Safety mechanisms therefore function as an essential architectural layer rather than an optional enhancement.

Runtime monitoring, fault-detection frameworks, redundancy mechanisms, fail-safe control pathways, and explainability functions help ensure that autonomous systems continue operating safely under uncertain or degraded conditions. These capabilities establish safeguards that protect both the system itself and the environment in which it operates.

A Systems Perspective

Viewed collectively, the five pillars illustrate that on-device embedded AI is not solely a matter of executing machine learning algorithms on small devices. Rather, it represents the integration of efficient computation, optimized intelligence, deterministic control, contextual perception, and safety assurance into a unified architectural framework. The effectiveness of an embedded AI system depends upon the interaction of all five pillars, each contributing capabilities that support and reinforce the others.

The architectural pillars presented in Table 9.1-A also provide a roadmap for the remainder of this section. The following subsections examine each pillar in detail, exploring the technologies, design principles, implementation strategies, and operational trade-offs that enable modern embedded devices to achieve intelligent, autonomous, and trustworthy behavior in real-world environments.

While Table 9.1-A identifies the principal architectural pillars that enable on-device embedded AI, understanding their collective role requires a systems-level perspective. In practice, these components do not operate independently. Rather, they function as an integrated cognitive architecture in which sensing, inference, decision-making, and safety assurance continuously interact to support autonomous operation. Figure 9.1-A illustrates this relationship by depicting the internal architecture of an on-device embedded AI system and the flow of information from sensory perception through intelligent decision execution and safe actuation.

Table 9.1-A identifies the five architectural pillars that collectively enable intelligent behavior within embedded devices. However, examining these pillars individually provides only a partial view of how on-device AI operates in practice. Autonomous embedded systems derive their capabilities from the continuous interaction among sensing, perception, inference, control, and safety functions rather than from any single component acting independently. Understanding

how information flows across these architectural layers is therefore essential for understanding how embedded intelligence is realized within physical systems. Figure 9.1-A extends the discussion by presenting a systems-level view of on-device embedded AI and illustrating how the five architectural pillars cooperate to transform environmental observations into safe and autonomous actions.

On-device embedded AI can be viewed as a layered cognitive architecture that continuously translates sensory observations into intelligent decisions and physical actions. Unlike conventional software systems that primarily process data for informational purposes, embedded AI systems interact directly with dynamic physical environments. As a result, perception, reasoning, control, and safety mechanisms must operate as an integrated whole rather than as isolated subsystems.

Figure 9.1-A presents this integrated architecture by organizing the on-device AI stack into a sequence of interconnected processing layers. Beginning with environmental sensing and progressing through perception, inference, decision execution, and safety assurance, the figure illustrates how embedded AI systems construct situational awareness, generate decisions, and execute actions while maintaining operational reliability. The figure also highlights the hardware infrastructure that supports all layers of the embedded intelligence stack.

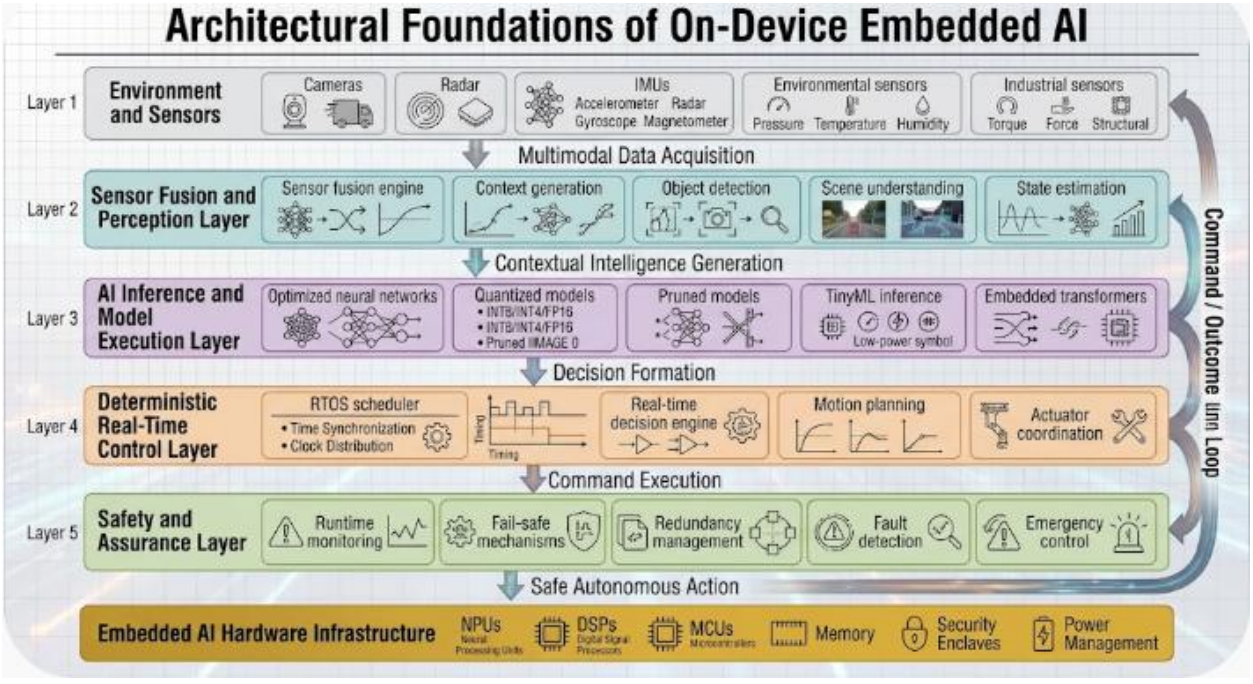

Figure 9.1-A — Architectural Foundations of On-Device Embedded AI

Figure 9.1-A1. Architectural foundations of on-device embedded AI. The figure illustrates the layered cognitive architecture that enables intelligent behavior within embedded systems. Environmental

observations are acquired through multimodal sensors, transformed into contextual awareness through perception and sensor-fusion processes, analyzed by optimized AI models, translated into real-time control actions, and safeguarded through safety-assurance mechanisms. Underlying hardware resources, including NPUs, DSPs, MCUs, memory subsystems, security enclaves, and power-management components, provide the computational foundation that supports autonomous operation.

Legend

Layer 1: Environment and Sensors

This layer represents the physical interface between the embedded system and its operating environment. Cameras, radar systems, IMUs, environmental sensors, and industrial sensors continuously collect observations describing system state and environmental conditions.

Layer 2: Sensor Fusion and Perception Layer

Sensor information from heterogeneous sources is integrated into a unified representation of the environment. Functions such as sensor fusion, object detection, scene understanding, and state estimation generate contextual intelligence that supports higher-level reasoning.

Layer 3: AI Inference and Model Execution Layer

Optimized neural networks and embedded AI models process contextual information and generate predictions, classifications, recommendations, or control decisions. Model optimization techniques enable efficient execution on resource-constrained embedded platforms.

Layer 4: Deterministic Real-Time Control Layer

AI outputs are transformed into actionable commands through real-time scheduling, motion-planning algorithms, control logic, and actuator coordination mechanisms. This layer ensures timely and predictable system responses.

Layer 5: Safety and Assurance Layer

Safety functions continuously monitor system behavior, detect faults, initiate fail-safe procedures, manage redundancy mechanisms, and provide protective interventions when abnormal operating conditions occur.

Embedded AI Hardware Infrastructure

Specialized processors, memory resources, security technologies, and power-management systems form the computational foundation upon which all higher-layer AI functions depend.

Command/Outcome Feedback Loop

The feedback loop depicts the closed-loop nature of embedded AI systems, whereby actions influence the environment, new sensor data are generated, and the decision cycle continuously repeats.

Understanding the On-Device AI Cognitive Architecture

Figure 9.1-A presents on-device embedded AI as a hierarchical cognitive architecture that transforms environmental observations into autonomous actions through a sequence of coordinated processing stages. Rather than functioning as a single AI model embedded within hardware, the system operates as a collection of interdependent layers that collectively support perception, reasoning, decision-making, control, and safety assurance. The figure therefore emphasizes that embedded intelligence is fundamentally an architectural capability rather than simply a machine-learning capability.

From Environmental Observation to Contextual Intelligence

The upper portion of the figure illustrates the pathway through which raw sensory information enters the embedded AI system. Cameras, radar units, inertial sensors, environmental monitors, and industrial instrumentation provide complementary perspectives on the surrounding environment. Because no individual sensor can fully describe complex operating conditions, the sensor-fusion layer combines multiple streams of information to create a richer and more reliable representation of reality.

The resulting contextual intelligence forms the foundation for subsequent AI processing. Rather than acting upon isolated measurements, the system develops a coherent understanding of objects, events, environmental conditions, and operational states.

Efficient Embedded Intelligence

The AI inference and model execution layer illustrates how machine learning becomes operational within resource-constrained devices. Model optimization techniques, including quantization, pruning, and lightweight inference frameworks, enable sophisticated AI functionality to execute on embedded processors with limited power, memory, and thermal capacity.

This layer highlights one of the defining characteristics of modern embedded AI: advanced intelligence must be achieved through efficient computation rather than brute-force processing. The ability to balance model capability with hardware constraints is a central design principle of on-device AI systems.

Real-Time Decision Execution

The transition from inference to deterministic control represents a critical distinction between embedded AI and many traditional AI applications. Producing an accurate prediction has little value unless that prediction can be translated into timely action. Consequently, the control layer provides mechanisms for scheduling tasks, coordinating actuator behavior, planning motion, and executing commands within predictable temporal boundaries.

This capability is particularly important in robotics, industrial automation, autonomous mobility, and safety-critical control systems, where delayed responses may diminish performance or create operational risk.

Safety as an Architectural Layer

A notable feature of the figure is the placement of safety and assurance functions as a dedicated architectural layer. This design emphasizes that safety is not an external addition to the AI system but an integral component of its operational architecture. Runtime monitoring, fault detection, redundancy management, and emergency control functions continuously evaluate system behavior and provide corrective actions when necessary.

The inclusion of this layer reflects a broader principle in modern autonomous-system design: trustworthy autonomy requires continuous verification and protection of cognitive processes throughout system operation.

Embedded AI as a Closed-Loop Autonomous System

The command/outcome feedback loop shown along the edge of the figure reinforces the concept that embedded AI operates as a continuous cycle of perception, reasoning, action, and adaptation. Decisions generated by the system alter the physical environment, producing new observations that subsequently initiate another processing cycle. Through this iterative process, embedded AI systems maintain situational awareness and adapt their behavior to changing environmental conditions.

Taken as a whole, Figure 9.1-A depicts the transformation of artificial intelligence from a computational model into an embodied cognitive system. The figure demonstrates how sensing, perception, inference, control, and safety mechanisms operate together to create autonomous embedded systems capable of functioning reliably within complex and dynamic physical environments.

The architectural framework presented in Table 9.1-A and Figure 9.1-A illustrates that on-device embedded AI depends upon the coordinated operation of multiple cognitive and control layers. However, none of these higher-level capabilities can function without a mechanism for executing AI models efficiently within the severe computational and energy constraints of

embedded environments. Regardless of how sophisticated a perception pipeline, control architecture, or safety framework may be, autonomous decision-making ultimately depends on the ability to perform AI inference locally, rapidly, and reliably. Consequently, the foundation of modern on-device intelligence begins with ultra-low-power AI inference engines, which provide the computational infrastructure required to execute machine learning models directly on embedded hardware while operating within strict power, memory, thermal, and latency budgets.

a. Ultra-Low-Power On-Device AI Inference Engines

Ultra-low-power on-device AI inference engines constitute the computational foundation of embedded intelligence, enabling neural-network inference and AI-driven decision-making within extremely constrained energy budgets, often ranging from microwatts to milliwatts depending on the application, processing architecture, and operating mode. Integrated into microcontroller units (MCUs), digital signal processors (DSPs), neural processing units (NPUs), and specialized micro-accelerators, these computational engines execute trained AI models directly within embedded devices. By performing inference locally, they enable continuous perception, pattern recognition, classification, anomaly detection, and control without requiring persistent connectivity to external computing infrastructure or cloud platforms.

From an architectural perspective, these engines function as **localized cognitive processors**, transforming conventional embedded devices from passive data acquisition endpoints into intelligent computational nodes capable of interpreting sensor information, evaluating operational conditions, and generating context-aware responses. This capability is particularly important in Physical AI environments, where autonomous devices must interact with dynamic physical conditions while operating under stringent constraints involving power consumption, computational capacity, communication latency, and system reliability. Localized intelligence allows these devices to maintain essential perception and decision-making capabilities even when network connectivity is intermittent, bandwidth is restricted, or cloud-based processing is unavailable.

The computational architectures of ultra-low-power inference engines are deliberately optimized for **energy efficiency, data locality, computational throughput, and predictable execution**. Unlike conventional processors designed primarily for general-purpose computation, embedded AI accelerators employ specialized hardware structures that minimize unnecessary data movement, reduce arithmetic complexity, and accelerate the execution of neural-network operations. Their architectural optimization is particularly important because moving data between memory and processing units can consume substantially more energy than performing the corresponding arithmetic operations.

Several hardware and computational mechanisms described below are central to achieving this efficiency.

i. SRAM-Centric Memory Hierarchies and Data Locality

Architectural Principles and Hierarchy Structure

Tightly coupled static random-access memory (SRAM) blocks provide low-latency, localized

storage for neural-network weights, input tensors, intermediate activation maps, and synchronization buffers. By keeping frequently accessed data in close physical and electrical proximity to processing elements (PEs), these architectures mitigate energy-intensive off-chip memory transfers and reduce communication bottlenecks between computational units and external dynamic random-access memory (DRAM).

Modern embedded edge-inference engines implement multi-level memory hierarchies consisting of:

- **Architectural Registers:** Immediate operand storage within arithmetic logic units or multiply-accumulate (MAC) arrays, offering single-cycle access latency at minimal energy cost.
- **Scratchpad Memories and Local SRAM Banks:** Software-managed or cache-coherent localized storage buffers holding active weight tiles and working activation sets.
- **Shared Buffer Hierarchies:** Mid-level SRAM structures facilitating inter-core communication, data broadcasting, and pipeline staging across multi-core processor arrays.
- **External Interfaces (Optional/Fallback):** System-level DRAM or non-volatile flash storage accessed only when working sets exceed on-chip SRAM capacity.

Intelligent memory allocation, loop tiling, and data-reuse strategies eliminate redundant data movements, directly improving inference throughput, determinism, and energy efficiency. This paradigm is especially critical in resource-constrained edge environments where external DRAM introduces prohibitive latency, thermal dissipation, and power consumption.

Mathematical Framework of Memory Hierarchies and Energy Optimization

To quantify the efficiency gains of SRAM-centric memory hierarchies, formal models for energy consumption, data reuse, and computational bounding are established.

- **Energy Cost Model**

Let the energy expended per word access for local SRAM and external DRAM be denoted by E_{SRAM} and E_{DRAM}, respectively. Physical hardware characteristics dictate that off-chip DRAM access is orders of magnitude more expensive than on-chip SRAM access:

$$E_{\text{DRAM}} \gg E_{\text{SRAM}}$$

The total energy consumption E_{total} for executing a neural network layer is modeled as:

$$E_{\text{total}} = N_{\text{compute}} \cdot E_{\text{op}} + N_{\text{SRAM}} \cdot E_{\text{SRAM}} + N_{\text{DRAM}} \cdot E_{\text{DRAM}}$$

where:

- $N_{compute}$ is the total number of floating-point or integer arithmetic operations (e.g., MAC operations).
- E_{op} is the energy consumed per arithmetic operation.
- N_{SRAM} and N_{DRAM} represent the total number of bytes transferred to and from SRAM and DRAM, respectively.

Maximizing data locality minimizes N_{DRAM}, thereby driving E_{total} toward the lower bound defined by local on-chip computation and SRAM access costs.

- **Operational Intensity and the Roofline Model**

The operational intensity (or arithmetic intensity) I, expressed in floating-point operations per byte transferred (FLOPs/byte), determines whether an accelerator is compute-bound or memory-bound:

$$I = \frac{\text{FLOPs}}{B_{\text{external}}}$$

where FLOPs is the computational workload and $B_{external}$ is the volume of data fetched from external memory.

According to the Roofline performance model, attainable performance P is bounded by peak computational capacity P_{peak} and external memory bandwidth b_s :

$$P = \min\left(P_{\text{peak}},\ I \cdot b_{\text{s}}\right)$$

By caching weights and activations within local SRAM, the effective $B_{external}$ is drastically reduced, increasing I and shifting execution from the memory-bandwidth-limited regime into the compute-bound regime.

- **Tiling and Data Reuse Formulation**

Consider a matrix multiplication or convolutional layer operating on input matrix $X \in \mathbb{R}^{M \times K}$ and weight matrix $W \in \mathbb{R}^{K \times N}$ to produce output $Y \in \mathbb{R}^{M \times N}$.

When total data volume exceeds the local SRAM capacity M_{SRAM}, input tensors and weights are partitioned into tile sizes (T_M, T_N, T_K) satisfying the storage constraint:

$$T_M T_K + T_K T_N + T_M T_N \leq M_{\text{SRAM}}$$

The data reuse factor R for weights, defined as the ratio of arithmetic operations performed per weight load from external memory, scales proportionally with tile dimensions. For a tiled matrix multiplication, the reuse factor for weights loaded into SRAM is expressed as:

$$R_{\text{weight}} = \frac{T_M \cdot T_N \cdot T_K}{T_K \cdot T_N} = T_M$$

By maximizing tile dimension T_M within the limits of $M_{SRAM,}$ off-chip weight fetching frequency is reduced by a factor of T_M, yielding substantial reductions in dynamic power dissipation.

ii. Low-Precision Quantized Computation in Embedded AI Accelerators

Architectural Principles and Quantization Mechanics

Embedded artificial intelligence accelerators frequently implement reduced-precision arithmetic—including 8-bit integer (INT8), 4-bit integer (INT4), and specialized binary or ternary representations—to alleviate bandwidth and compute bottlenecks. Quantization maps high-precision floating-point parameters (typically FP32) and intermediate activations into discrete, low-bit representations. This transformation directly decreases memory storage requirements, shrinks footprint sizes, and lowers memory-bus energy consumption.

Specialized hardware arithmetic units execute dense arrays of low-precision multiply-accumulate (MAC) operations with high throughput. Because energy costs scale non-linearly with bit-width, reducing numerical precision yields exponential improvements in energy efficiency per operation. When integrated alongside robust model calibration or Quantization-Aware Training (QAT) methodologies, low-precision execution retains inference accuracy while minimizing hardware resource utilization.

Selecting appropriate numerical precision requires balancing performance constraints against application sensitivity:

- **High-Throughput Edge Classification and Anomaly Detection:** Lightweight perception tasks operate effectively with uniform INT8 or INT4 representations, leveraging heavily optimized integer ALUs.

- **Sensitive Perception and Closed-Loop Control:** Applications demanding high dynamic range or precise gradient propagation (such as autonomous navigation or fine-grained regression) often require mixed-precision execution or higher bit-widths (e.g., FP16 or adaptive block-quantized formats) to preserve numerical stability and decision reliability.

Mathematical Framework of Quantization and Error Modeling

To rigorously analyze reduced-precision execution, formal models for uniform affine quantization, quantization noise, gradient estimation, and computational scaling are established.

- **Uniform Affine Quantization Formulation**

Let a continuous real-valued tensor element $x \in [\alpha, \beta]$ (representing a weight or activation) be mapped to a discrete integer tensor element $x_q \in [q_{\min}, q_{\max}]$ using an affine (linear) quantization scheme. The mapping is defined by scaling factor S and integer zero-point Z:

$$x_q = \text{clip}\left(\left\lfloor \frac{x}{S} \right\rceil + Z,\ q_{\min},\ q_{\max}\right)$$

where [.] denotes rounding to the nearest integer, and the clipping function restricts values to the representable integer range:

$$\text{clip}(v, a, b) = \max(a, \min(v, b))$$

The corresponding dequantized approximation $\hat{x}$ is reconstructed as:

$$\hat{x} = S \cdot (x_q - Z)$$

The scaling factor S and zero-point Z are derived from the dynamic range $[\alpha, \beta]$ of the tensor:

$$S = \frac{\beta - \alpha}{q_{\max} - q_{\min}} \quad \text{and} \quad Z = \left\lfloor \frac{-\alpha}{S} \right\rceil + q_{\min}$$

- **Quantization Error and Signal-to-Quantization-Noise Ratio (SQNR)**

Quantization introduces truncation and rounding error $q(x) = \hat{x} - x$. Assuming the quantization error is uniformly distributed within a quantization bin of width $\Delta = S$, the noise variance σ_q^2 is modeled as:

$$\sigma_q^2 = \frac{\Delta^2}{12} = \frac{S^2}{12}$$

The Signal-to-Quantization-Noise Ratio (SQNR) for a signal of variance σ_x^2 quantized with a b-bit representation $(q_{\max} - q_{\min} = 2^b - 1)$ is approximated as:

$$\text{SQNR} \approx 6.02 \cdot b + 1.76 - 20 \log_{10} \left(\frac{\sigma_x}{\Delta} \right) \quad \text{(in dB)}$$

This relationship indicates that each reduction in bit-width b decreases SQNR by approximately 6 dB, highlighting the necessity of mitigating noise through calibration or fine-tuning.

- **Quantization-Aware Training (QAT) and the Straight-Through Estimator (STE)**

Standard rounding operations possess a derivative of zero almost everywhere $(\frac{\partial}{\partial x} \lfloor x \rceil = 0)$, preventing standard backpropagation from updating weights during training. Quantization-Aware Training resolves this by employing the **Straight-Through Estimator (STE)**, which approximates the gradient of the rounding function as an identity mapping during the backward pass:

$$\frac{\partial x_q}{\partial x} \approx 1 \quad \text{for } x \in [\alpha, \beta], \quad 0 \text{ otherwise}$$

This approximation enables gradient-based optimization algorithms to adjust floating-point shadow weights, allowing the network parameters to adapt directly to discrete quantization noise distributions.

- **Computational Complexity and Memory Bandwidth Scaling**

Consider a matrix multiplication workload with weight matrix $W \in \mathbb{R}^{M \times K}$ and activation matrix $X \in \mathbb{R}^{K \times N}$. The memory bandwidth required to fetch weights from external memory is proportional to the bit-width b_w:

$$B_{\text{fetch}} = M \cdot K \cdot \left(\frac{b_w}{8}\right) \text{ bytes}$$

Transitioning from FP32 (b_w = 32) to INT8 (b_w = 8) reduces weight memory traffic by a factor of 4, while shifting to INT4 (b_w = 4) achieves an 8-fold reduction. Concurrently, native integer MAC units (such as Tensor Cores configured for INT8/INT4 operations) achieve higher throughput densities due to simplified combinational logic gates compared to floating-point multipliers, scaling arithmetic throughput roughly quadratically with decreasing bit-width.

iii. Hardware-Level Operator Fusion and Computational Pipelines

Architectural Principles and Pipeline Mechanics

Specialized embedded inference engines optimize neural-network execution through hardware-level operator fusion, combining multiple computational operations into integrated, continuous execution pipelines. Standard neural-network execution often consists of discrete sequential layers—such as two-dimensional convolutions, batch normalization, scaling, bias addition, and non-linear activation functions (e.g., ReLU, GeLU)—where each operation independently writes its intermediate activation tensor back to local memory (SRAM) or external memory (DRAM) before subsequent layers read them.

Operator fusion eliminates these redundant intermediate memory transactions by streaming data directly through a unified arithmetic datapath. Intermediate feature maps are retained within high-speed processor registers, vector accumulators, or tightly coupled scratchpads. This architectural strategy yields several distinct advantages:

- **Mitigation of Memory Bottlenecks:** By bypassing intermediate write-back and read-fetch cycles, memory subsystem bandwidth congestion is substantially reduced.
- **Maximized Hardware Utilization:** Processing elements maintain high operational occupancy without stalling for memory bus arbitration.
- **Deterministic Timing Predictability:** Eliminating dynamic software scheduling overhead and unnecessary buffer allocations ensures stable execution latency, a critical requirement for safety-critical edge applications involving continuous sensor processing and real-time control loops.

Mathematical Framework of Operator Fusion and Memory Traffic

To formalize the efficiency gains of operator fusion, mathematical models quantifying memory traffic reduction, execution latency, and operational intensity are established.

- **Memory Traffic and Bandwidth Reduction Model**

Consider a sequence of K consecutive elemental operations (e.g., Convolution → Bias Addition → Activation) operating on intermediate feature maps.

In an **unfused execution model**, each operation $k \in \{1, 2, \ldots, K\}$ reads an input tensor X_k, computes output tensor Y_k, and writes Y_k back to memory. The total memory traffic volume $B_{unfused}$ is expressed as:

$$B_{\text{unfused}} = \sum_{k=1}^{K} (\text{size}(X_k) + \text{size}(Y_k))$$

Because the output of operation k serves directly as the input to operation k+1 (i.e., $Y_k = X_{k+1}$), unfused execution incurs redundant round-trip data movement costs for every intermediate tensor.

In a **fused execution model**, intermediate tensors $Y_1, Y_2, \ldots, Y_{K-1}$ are kept entirely within local registers or arithmetic execution units. The memory traffic volume B_{fused} is reduced to the initial input and final output tensors:

$$B_{\text{fused}} = \text{size}(X_1) + \text{size}(Y_K) + \text{size}(W_{\text{parameters}})$$

The resulting memory traffic reduction factor γ_{fusion} quantifies the bandwidth savings:

$$\gamma_{\text{fusion}} = \frac{B_{\text{unfused}}}{B_{\text{fused}}} = \frac{\sum_{k=1}^{K} (\text{size}(X_k) + \text{size}(Y_k))}{\text{size}(X_1) + \text{size}(Y_K) + \text{size}(W_{\text{parameters}})}$$

For deep layer sub-graphs consisting of lightweight point-wise transformations, γ_{fusion} approaches the number of fused layers K, effectively eliminating memory-bound stalls.

- **Arithmetic Intensity and Execution Bounding**

Arithmetic intensity I (measured in FLOPs per byte transferred) dictates whether an execution pipeline is compute-bound or memory-bound under the Roofline model:

$$I = \frac{\text{Total FLOPs}}{B_{\text{total}}}$$

By decreasing B_{total} through operator fusion, the arithmetic intensity I increases significantly:

$$I_{\text{fused}} > I_{\text{unfused}}$$

If an unfused subgraph exhibits an arithmetic intensity below the machine balance point (making it memory-bound), fusing the operators shifts the workload rightward along the operational intensity axis, transitioning execution into the compute-bound regime where peak hardware floating-point or integer throughput is fully realized.

- **Latency Modeling**

Total execution latency T_{exec} for a computational kernel bounded by memory bandwidth b_{mem} and peak compute throughput P_{peak} is modeled as:

$$T_{\text{exec}} = \max\left(\frac{\text{Total FLOPs}}{P_{\text{peak}}}, \frac{B_{\text{total}}}{b_{\text{mem}}}\right)$$

Operator fusion minimizes the second term $(\frac{B_{\text{total}}}{b_{\text{mem}}})$ by curtailing off-register memory transactions. Consequently, overall execution latency converges toward the theoretical computational lower bound:

$$T_{\text{exec}} \approx \frac{\text{Total FLOPs}}{P_{\text{peak}}}$$

iv. Parallel MAC Arrays and Deterministic Inference Execution

Architectural Principles and Parallel Processing Structures

At the silicon level, modern artificial intelligence inference engines incorporate high-density, parallel multiply-accumulate (MAC) arrays and specialized matrix-processing units designed to accelerate convolutional layers, recurrent cells, and attention-based transformer operations. These architectures exploit data-level parallelism (DLP) and task-level parallelism (TLP) to execute thousands of arithmetic operations concurrently. By distributing workloads across

expansive arrays of processing elements (PEs), these systems achieve massive computational throughput while operating within strict energy budgets.

For real-time embedded applications, however, raw computational throughput is insufficient on its own. Inference engines must also provide predictable execution behavior, strictly bounded processing latency, and deterministic resource allocation. Architectures built around static instruction scheduling, managed memory-access paths, and optimized pipelining minimize execution variability and satisfy hard real-time processing constraints.

Distinguishing computational determinism from absolute execution speed is essential for system design: actual inference latency depends heavily on model complexity, hardware parallelism degree, memory bandwidth limits, operating frequency, and concurrent system workloads. Nevertheless, appropriately designed embedded inference architectures deliver predictable execution profiles required for rapid perception, sensor fusion, and closed-loop decision-making.

Mathematical Framework of Parallelism, Throughput, and Bounded Latency

To rigorously analyze parallel MAC arrays and execution determinism, formal models for computational throughput, speedup efficiency, and worst-case execution time (WCET) are established.

- **Throughput and Parallel Speedup Formulation**

Let a neural-network computational workload consist of W_{total} total arithmetic operations (e.g., MAC operations). In an ideal parallel architecture containing N_{PE} processing elements operating at clock frequency f_{clk}, the theoretical execution time T_{ideal} is defined by:

$$T_{\text{ideal}} = \frac{W_{\text{total}}}{N_{\text{PE}} \cdot f_{\text{clk}} \cdot IPC}$$

where IPC represents the average instructions per clock cycle executed per processing element.

Real-world hardware experiences synchronization overhead, memory stall cycles, and bus contention. The effective parallel efficiency $\eta\,(0 < \eta \leq 1)$ scales the theoretical throughput into actual sustained performance $P_{sustained}$:

$$P_{\text{sustained}} = N_{\text{PE}} \cdot f_{\text{clk}} \cdot IPC \cdot \eta$$

Maximizing η requires balanced data delivery pipelines that match the consumption rate of the parallel MAC arrays.

- **Worst-Case Execution Time (WCET) and Determinism Modeling**

In safety-critical embedded systems, guaranteeing bounded latency requires analyzing the Worst-Case Execution Time (WCET). Total execution latency T_{exec} is modeled as the sum of compute cycles, memory access latency, and arbitration delay:

$$T_{\text{exec}} = T_{\text{compute}} + T_{\text{memory}} + T_{\text{arbitration}}$$

- **Compute Time $T_{compute}$:** Determined deterministically by fixed network layer shapes and static processing element counts:

$$T_{\text{compute}} = \frac{\text{FLOPs}_{\text{layer}}}{N_{\text{PE}} \cdot f_{\text{clk}}}$$

- **Memory and Arbitration Latency (T_{memory} + $T_{arbitration}$):** In dynamic systems, cache misses and bus contention introduce high variance. Deterministic architectures eliminate arbitration jitter by employing **scratchpad memories with static scheduling**, ensuring that T_{memory} and $T_{arbitration}$ remain constant across execution iterations:

$$\text{Var}(T_{\text{exec}}) = 0 \quad \Longrightarrow \quad \text{WCET} = T_{\text{exec}}$$

This eliminates tail latency spikes, ensuring compliance with strict real-time deadlines ($\text{WCET} \leq \tau_{\text{deadline}}$)

3. Scaling Laws for Spatial Architectures

The scaling behavior of parallel MAC arrays follows empirical relationships influenced by hardware utilization limits. As the number of processing elements N_{PE} increases, memory bandwidth demands grow proportionally. The critical threshold where compute units saturate available memory bandwidth is defined by the hardware balance metric B_m (bytes per FLOP):

$$N_{\text{PE, critical}} = \frac{b_{\text{memory}}}{\text{Bytes per Operation}}$$

Exceeding $N_{PE,\ critical}$ without proportional expansion in on-chip SRAM bandwidth results in diminishing returns in parallel efficiency, underscoring the necessity of co-designing parallel MAC arrays with localized memory hierarchies.

v. Hardware-Rooted Security and Trusted AI Execution

Architectural Principles and Trusted Execution Environments (TEEs)

As embedded artificial intelligence systems increasingly process biometric information, proprietary industrial data, and safety-sensitive operational signals, protecting computational integrity and model confidentiality becomes a foundational architectural requirement. Modern embedded platforms incorporate hardware security primitives—including secure boot, hardware roots of trust (RoT), trusted execution environments (TEEs), isolated memory enclaves, dedicated cryptographic accelerators, and protected non-volatile storage mechanisms.

These hardware-rooted features establish secure execution boundaries around sensitive artificial intelligence workloads, shielding model parameters, intermediate inference data, and autonomous control policies against unauthorized access, cloning, reverse engineering, or malicious tampering. Such isolation is particularly vital for:

- **Biometric Classifiers and Surveillance Systems:** Ensuring user privacy compliance and preventing unauthorized template extraction.
- **Industrial Anomaly Detection and Critical Infrastructure:** Guarding operational models against adversarial evasion or data poisoning attacks.
- **Autonomous Control and Robotics:** Protecting closed-loop navigation and actuation policies from remote or physical hijacking vectors.

However, hardware-rooted security cannot operate in isolation; it must be integrated within a comprehensive defense-in-depth framework encompassing authenticated firmware updates, secure software lifecycles, rigorous access controls, and runtime system monitoring. While hardware isolation significantly raises the adversary's cost barrier, it must be complemented by countermeasures against physical tampering, fault injection, and side-channel exploitation.

Mathematical Framework of Cryptographic Verification, Isolation, and Side-Channel Resilience

To rigorously evaluate embedded security architectures, formal models for secure boot integrity, cryptographic verification, and side-channel leakage resilience are established.

- **Cryptographic Verification and Secure Boot Integrity**

The secure boot chain establishes trust from hardware power-on reset to the operating system and inference runtime. Let the root public key K_{pub} be permanently fused into immutable One-Time Programmable (OTP) memory. Each subsequent firmware or model image M_i accompanied by digital signature S_i is cryptographically verified using asymmetric signature verification algorithms (such as ECDSA or RSA-PSS):

$$\text{Verify}(K_{\text{pub}},\, H(M_i),\, S_i) = \begin{cases} 1 & \text{if integrity and authenticity hold} \\ 0 & \text{if verification fails (halt system)} \end{cases}$$

where H(.)represents a cryptographic hash function (e.g., SHA-256). To ensure recursive chain-of-trust verification across hierarchical boot stages, each verified binary validates the cryptographic hash of the subsequent stage before execution handoff:

$$H(M_{i+1}) \in \text{Metadata}(M_i)$$

- **Side-Channel Analysis (SCA) and Leakage Modeling**

Physical implementations of neural-network accelerators leak confidential information (such as weight parameters or intermediate activation values) through observable physical characteristics like electromagnetic radiation and instantaneous power consumption.

Using the standard **Hamming Weight (HW)** or **Hamming Distance (HD)** power leakage model, instantaneous dynamic power consumption P(t) at clock cycle t is expressed as:

$$P(t) = P_{\text{data}}(d(t)) + P_{\text{sw}} + \varepsilon(t)$$

where:

- d(t) represents the data word being processed or transferred across internal bus lines.
- P_{data} (d(t) is proportional to the Hamming weight of d(t).
- P_{sw} denotes switching power overhead.
- $\varepsilon(t)$ models Gaussian electronic noise within the measurement environment.

In Differential Power Analysis (DPA) and Correlation Power Analysis (CPA), the Signal-to-Noise Ratio (SNR) governing the success rate of recovering secret parameters is inversely proportional to the noise variance σ_{ε}^{2}:

$$\text{SNR} = \frac{\text{Var}\left(P_{\text{data}}(d(t))\right)}{\sigma_{\varepsilon}^{2}}$$

Mitigation strategies rely on architectural masking and dual-rail logic designs to decorrelate processing power signatures from underlying data values, driving $\text{Var}\left(P_{\text{data}}(d(t))\right) \to 0$.

- **Fault Injection Resilience and Memory Isolation**

Hardware security modules enforce spatial and temporal isolation between secure enclaves and normal execution domains using Memory Protection Units (MPUs) and hardware firewalls. Let address space be partitioned into secure regions S and non-secure regions N. Any unauthorized memory access vector A_{acc} violating access control policy Π triggers an immediate hardware exception:

$$\Pi(A_{\text{acc}}) = \begin{cases} \text{Access Granted} & \text{if } A_{\text{acc}} \in \mathcal{S} \text{ and authorized} \\ \text{Hardware Exception / Reset} & \text{otherwise} \end{cases}$$

To defend against fault injection attacks (such as clock glitching or voltage underscaling), hardware monitoring circuits evaluate environmental parameters against safe operating bounds $[V_{min}, V_{max}]$ and $[f_{min}, f_{max}]$, ensuring that transient faults do not bypass security permission checks.

Through the integration of these architectural mechanisms, ultra-low-power inference engines enable **always-on embedded intelligence**, allowing devices to continuously interpret their environments while maintaining strict energy budgets. Representative applications include:

- **Acoustic intelligence:** Wake-word detection, speech-event recognition, and machinery sound anomaly monitoring.
- **Visual intelligence:** Lightweight image classification, object detection, gesture recognition, and localized scene interpretation.
- **Predictive monitoring:** Continuous sensor analysis, equipment-condition assessment, and early detection of abnormal operating patterns.
- **Autonomous control:** Rapid local inference supporting robotic responses, motor-control decisions, and other latency-sensitive operational functions.

- **Environmental intelligence:** Multisensor interpretation of temperature, vibration, pressure, motion, air quality, and other physical conditions.
- **Multimodal perception:** Coordinated processing of information from multiple sensor modalities to support context-aware interaction and autonomous navigation.

These capabilities establish the foundation for **always-on cognition**, in which embedded devices continuously monitor relevant physical conditions, identify meaningful events, and initiate appropriate computational or operational responses without continuously activating higher-power processing resources or transmitting all acquired information to remote infrastructure. Techniques such as event-triggered processing, adaptive sampling, dynamic power management, and hierarchical inference further extend operational autonomy while preserving battery life and computational efficiency.

The ability of embedded systems to sustain always-on cognition within severe energy, memory, and computational constraints depends on the coordinated operation of multiple architectural optimizations rather than any single hardware innovation. Memory organization, arithmetic precision, execution efficiency, computational parallelism, power-awareness, and security mechanisms must function together to support reliable AI inference at the extreme edge of distributed intelligent systems. Viewed collectively, these architectural mechanisms form the technological foundation that allows compact embedded devices to perform sophisticated perception, classification, anomaly detection, and decision-making tasks while maintaining strict power budgets. The following table summarizes the principal mechanisms that enable ultra-low-power on-device AI inference and highlights their respective contributions to energy efficiency, computational performance, and operational reliability.

Table 9.1-A1 provides a consolidated overview of the core architectural mechanisms that enable AI inference within resource-constrained embedded platforms. These mechanisms address the fundamental challenges associated with deploying neural-network workloads in environments characterized by limited memory capacity, restricted computational resources, stringent energy budgets, and real-time operational requirements. Rather than focusing on a single optimization strategy, the table illustrates how multiple hardware and software techniques interact to improve efficiency across memory access, numerical computation, execution scheduling, power management, and system security. Together, these mechanisms establish the computational foundation for embedded intelligence and always-on AI operation.

Table 9.1-A1 — Architectural Mechanisms Enabling Ultra-Low-Power On-Device AI Inference

Architectural Mechanism	Primary Function	Energy-Efficiency Contribution	Performance Benefit	Design Considerations	Representative Technologies
SRAM-Centric Memory Hierarchies	Store model weights, activations, buffers, and intermediate data near processing units	Reduces energy-intensive external memory transfers	Improves throughput and lowers latency	Limited on-chip memory capacity	Tightly coupled SRAM, scratchpad memories, local buffers
Data Locality and Reuse Strategies	Reuse data already present within local memory structures	Minimizes redundant memory access operations	Increases computational efficiency	Requires optimized memory allocation	Tensor caching, tiling, buffer reuse
Low-Precision Quantized Computation	Execute neural-network operations using reduced numerical precision	Reduces storage, bandwidth, and arithmetic energy requirements	Accelerates matrix and convolution operations	Potential accuracy degradation	INT8, INT4, binary neural networks
Hardware-Level Operator Fusion	Combine multiple operations into a single execution pipeline	Eliminates unnecessary memory transactions	Reduces inference latency	Hardware-specific optimization	Convolution–activation fusion, fused tensor operations

Parallel MAC Arrays	Perform multiple arithmetic operations simultaneously	Improves work completed per unit energy	Increases computational throughput	Resource allocation and scheduling complexity	SIMD engines, systolic arrays, matrix accelerators
Deterministic Execution Pipelines	Support predictable execution timing	Avoids energy waste associated with scheduling variability	Facilitates real-time operation	Requires controlled workloads	Static scheduling, real-time AI accelerators
Hardware-Rooted Security Mechanisms	Protect model execution and sensitive data	Prevents unauthorized modifications and malicious interference	Maintains trusted AI operation	Additional silicon cost and complexity	Secure boot, TEE, cryptographic engines
Dynamic Power Management	Adapt energy consumption based on workload demand	Extends battery life and operational autonomy	Supports always-on operation	Power-performance tradeoffs	Voltage scaling, power gating, sleep modes
Event-Triggered Inference	Activate advanced processing only when significant events occur	Minimizes continuous computation	Conserves energy during idle periods	Event detection reliability	Wake-word engines, interrupt-driven AI
Hierarchical AI Processing	Allocate tasks across multiple processing levels	Optimizes resource utilization	Balances responsiveness and accuracy	Coordination requirements	TinyML front-end + edge AI back-end

	according to complexity				

Architectural Significance of Ultra-Low-Power Inference Mechanisms

The mechanisms summarized in Table 9.1-A1 illustrate the multidimensional nature of embedded AI optimization. Achieving efficient on-device intelligence requires simultaneous attention to data movement, computational precision, execution efficiency, security, and resource management. Consequently, modern embedded AI platforms are designed as integrated computational ecosystems in which each architectural mechanism contributes to overall system performance and energy efficiency.

A fundamental objective reflected throughout the table is the reduction of unnecessary data movement. Both **SRAM-centric memory hierarchies** and **data-locality strategies** address one of the most significant sources of energy consumption in embedded AI systems: memory access. By storing frequently used neural-network weights, activations, and intermediate computational results close to processing elements, these mechanisms minimize costly transfers between computational units and external memory resources. The resulting improvements in throughput and energy efficiency are often more significant than gains achieved solely through faster arithmetic operations.

The table also highlights the importance of **low-precision quantized computation**, which has become one of the most influential techniques for deploying AI models within resource-constrained environments. Reduced numerical precision decreases storage requirements, lowers memory bandwidth demands, and enables more efficient arithmetic processing. As a result, quantization allows embedded platforms to execute increasingly sophisticated neural-network workloads while remaining within practical power and hardware limitations. The presence of quantization within modern inference engines illustrates the broader principle that computational efficiency frequently depends on matching numerical precision to application requirements rather than maximizing precision indiscriminately.

Equally important are mechanisms that improve execution efficiency and hardware utilization. **Hardware-level operator fusion**, **parallel MAC arrays**, and **deterministic execution pipelines** collectively optimize the execution of neural-network operations by reducing computational overhead and improving throughput. Operator fusion decreases intermediate data transfers, parallel arithmetic hardware accelerates computation through concurrent processing, and deterministic execution pipelines support predictable timing behavior. These characteristics are

particularly valuable in embedded systems that must support real-time perception, autonomous control, and latency-sensitive decision-making.

Beyond computational efficiency, the table emphasizes the growing importance of operational trustworthiness in embedded AI systems. **Hardware-rooted security mechanisms** establish trusted execution environments that protect model parameters, inference data, and decision processes from unauthorized access or modification. As embedded AI becomes increasingly integrated into industrial systems, autonomous platforms, healthcare devices, and other safety-sensitive environments, security must be viewed as a fundamental architectural requirement rather than an optional enhancement.

The final mechanisms presented in the table, including **dynamic power management**, **event-triggered inference**, and **hierarchical AI processing**, demonstrate how embedded systems extend operational autonomy through intelligent allocation of computational resources. Rather than executing all processing continuously at maximum performance, modern inference engines adapt their behavior according to environmental conditions, workload demands, and application requirements. These adaptive strategies reduce unnecessary energy consumption while maintaining responsiveness and functional reliability.

Collectively, the mechanisms summarized in Table 9.1-A1 demonstrate that ultra-low-power AI inference is achieved through architectural integration rather than isolated optimization. Efficient embedded intelligence emerges from the coordinated interaction of memory systems, computational accelerators, execution pipelines, security infrastructures, and adaptive resource-management techniques. This combination transforms resource-constrained devices into capable intelligent agents that can continuously perceive, interpret, and respond to physical-world conditions while operating within stringent energy and computational limitations. The resulting capabilities provide the technological foundation upon which advanced edge AI applications and distributed intelligent systems are built.

While Table 9.1-A1 identifies the principal architectural mechanisms that enable ultra-low-power AI inference, embedded intelligence ultimately emerges through the coordinated interaction of these mechanisms within a unified computational system. Memory hierarchies, quantized arithmetic units, execution pipelines, security controls, power-management strategies, and communication interfaces do not operate independently; rather, they form an integrated inference architecture that continuously converts sensor observations into actionable decisions while maintaining strict energy constraints. Figure 9.1-A1 extends the summary presented in Table 9.1-A1 by illustrating how these components interact within a representative ultra-low-power on-device AI inference engine and how locally generated intelligence can be coordinated with higher-level edge and cloud resources.

Figure 9.1-A1 presents a conceptual architecture of an ultra-low-power on-device AI inference engine designed for deployment within resource-constrained embedded systems. The figure illustrates the end-to-end computational pathway through which sensor observations are acquired, preprocessed, stored, analyzed, secured, and transformed into localized decisions or control actions. It also highlights the supporting mechanisms that enable efficient operation, including optimized memory hierarchies, quantized arithmetic units, trusted execution environments, adaptive resource management, and selective synchronization with external infrastructure. Collectively, these architectural elements enable embedded devices to perform continuous intelligent processing while maintaining stringent power, memory, and

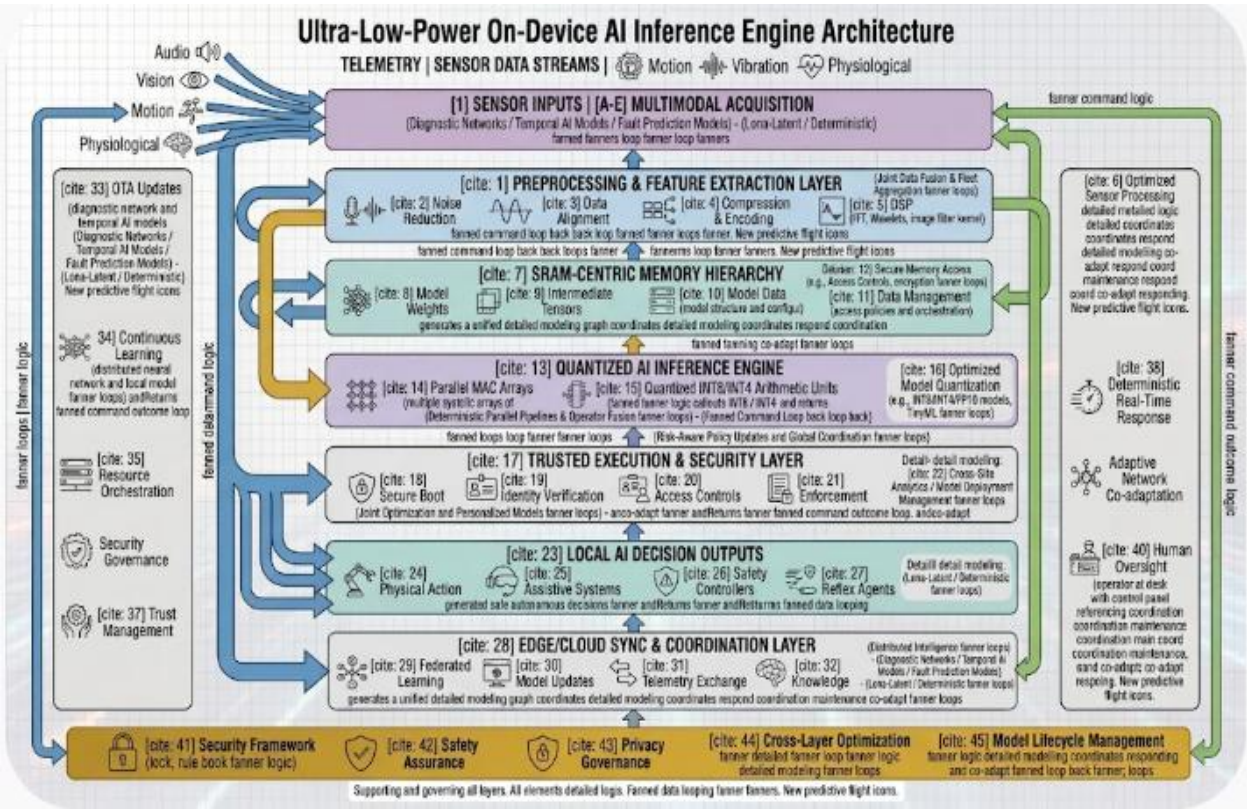

Figure 9.1-A1 — Ultra-Low-Power On-Device AI Inference Engine Architecture

The figure illustrates the internal organization of a resource-constrained embedded AI platform that supports always-on intelligent operation. Multimodal sensor inputs are processed through energy-efficient preprocessing stages, SRAM-centric memory hierarchies, quantized neural-network accelerators, trusted execution mechanisms, and localized decision-generation modules before producing autonomous responses or selectively synchronizing information with edge and cloud infrastructure. Cross-layer security, governance, safety, privacy, reliability, and adaptive resource-management functions support trusted and energy-efficient operation across the entire inference pipeline.

Legend

Component	***Architectural Role***
Sensor Input Layer	*Acquires multimodal observations from audio, visual, motion, vibration, physiological, and environmental sensing systems.*
Preprocessing and Feature Extraction	*Performs data conditioning, normalization, noise reduction, feature extraction, and signal preparation.*
SRAM-Centric Memory Hierarchy	*Stores neural-network weights, activation maps, buffers, and frequently accessed computational data near processing units.*
Quantized AI Inference Engine	*Executes optimized neural-network operations using low-precision arithmetic and specialized AI accelerators.*
Trusted Execution and Security Layer	*Protects inference operations using secure boot, cryptographic functions, access controls, and isolated execution environments.*
Local AI Decision Outputs	*Generates classifications, anomaly detections, predictions, control commands, and operational recommendations.*
Edge/Cloud Synchronization Layer	*Enables selective telemetry exchange, model updates, federated learning participation, and distributed coordination.*
Deterministic Real-Time Control	*Supports predictable execution timing for latency-sensitive applications.*
Adaptive Network Co-Adaptation	*Dynamically adjusts computational behavior based on resource availability and operational requirements.*
Human Oversight Layer	*Provides supervisory review and intervention capabilities for safety-critical applications.*
Cross-Layer Governance Services	*Security, privacy, safety assurance, monitoring, reliability, resilience, and model lifecycle management functions.*

Distributed Embedded Intelligence in a Unified Computational Pipeline

Figure 9.1-A1 illustrates that ultra-low-power embedded AI systems are not merely compact versions of conventional computing platforms. Instead, they are purpose-built architectures in which sensing, memory management, inference execution, security enforcement, and decision generation are tightly integrated to maximize computational effectiveness within limited energy budgets. The figure therefore highlights the architectural principles that allow intelligent behavior to emerge directly at the point of data generation.

The computational process begins with the **Sensor Input Layer**, where information from multiple sensing modalities enters the system. Audio, visual, motion, vibration, environmental, and physiological sensors continuously monitor relevant aspects of the surrounding environment. This multimodal input capability enables embedded devices to develop a richer representation of operational conditions than would be possible through a single sensing modality. Because raw sensor streams can be noisy, redundant, or computationally expensive to process directly, the incoming data first pass through dedicated preprocessing stages.

The **Preprocessing and Feature Extraction** layer performs signal conditioning, filtering, normalization, and feature generation. By reducing noise and extracting relevant information before neural-network execution, this stage lowers computational demand while improving overall inference efficiency. In energy-constrained systems, preprocessing frequently serves as the first level of computational optimization by reducing the volume of information that must be processed by subsequent AI components.

A central feature of the figure is the **SRAM-centric memory hierarchy**, emphasizing the importance of data locality within embedded AI architectures. Since data movement often consumes more energy than arithmetic operations, keeping neural-network weights, activation maps, and intermediate computational results close to processing elements can substantially reduce overall power consumption. The figure therefore reflects one of the most important design principles of ultra-low-power AI systems: efficient memory management is often as important as computational acceleration.

The **Quantized AI Inference Engine** represents the primary computational core of the architecture. Low-precision arithmetic units, optimized neural operators, hardware acceleration structures, and parallel processing resources collectively execute neural-network workloads with significantly reduced memory and energy requirements. By leveraging quantized computation and specialized hardware pipelines, embedded platforms can perform sophisticated classification, detection, prediction, and anomaly-recognition tasks while remaining within stringent resource constraints.

Figure 9.1-A1 further demonstrates that embedded intelligence must be both efficient and trustworthy. The **Trusted Execution and Security Layer** surrounds critical inference processes with security mechanisms designed to protect model integrity, sensitive data, and operational policies. Secure boot processes, access controls, cryptographic functions, and protected execution environments establish trusted computational boundaries that reduce vulnerability to unauthorized manipulation or system compromise. As embedded AI becomes increasingly integrated into industrial, medical, and autonomous systems, these protections become essential architectural requirements.

Following inference execution, computational results enter the **Local AI Decision Outputs** layer, where classifications, predictions, anomaly detections, and control recommendations are transformed into operational actions. The emphasis on local decision generation reflects the fundamental objective of edge intelligence: enabling devices to respond directly to observed conditions without requiring continuous dependence upon remote computational resources.

An important characteristic of the architecture is that local autonomy does not imply isolation. The **Edge/Cloud Synchronization and Coordination Layer** demonstrates how embedded devices can selectively exchange telemetry, receive model updates, participate in federated learning workflows, and coordinate with higher-level analytical infrastructure. This capability allows ultra-low-power devices to remain part of a broader distributed intelligence ecosystem while preserving their ability to operate autonomously when connectivity is limited or unavailable.

Figure 9.1-A1 also highlights several supervisory functions that support dependable operation. **Deterministic real-time execution**, **adaptive network co-adaptation**, and **human oversight** collectively enhance system reliability by maintaining predictable behavior, adapting to changing operational conditions, and preserving human supervisory authority in situations involving uncertainty or elevated risk.

Finally, the architecture is bounded by **cross-layer governance mechanisms**, including security, privacy protection, safety assurance, reliability, resilience, monitoring, and model lifecycle management. Their placement across the entire architectural stack emphasizes that trustworthy AI operation is not confined to a single component but emerges from coordinated safeguards operating throughout the system.

Taken together, Figure 9.1-A1 illustrates how ultra-low-power inference engines transform embedded devices into continuously operating intelligent agents capable of localized perception, reasoning, and decision-making. By integrating efficient memory systems, specialized computation, trusted execution mechanisms, adaptive coordination, and governance functions within a unified architecture, these systems establish the computational

foundation upon which modern edge intelligence and distributed AI ecosystems are built.

The architectural mechanisms discussed above operate collectively to enable intelligent inference within highly constrained embedded environments. Although each mechanism addresses a specific aspect of computational efficiency, memory management, execution performance, or security, their effectiveness arises from their integration within a unified inference architecture. Table 9.1-A1 summarizes these foundational mechanisms and highlights their respective contributions to energy-efficient embedded AI execution. Figure 9.1-A1 complements this summary by illustrating how data, computation, memory resources, and security functions interact within a representative ultra-low-power inference engine.

Ultimately, ultra-low-power on-device AI inference engines transform embedded hardware from conventional sensing and communication endpoints into **self-contained intelligent computational agents** capable of performing localized perception, inference, and decision-making at the extreme edge of distributed AI networks. They provide the computational substrate upon which higher-level embedded intelligence capabilities—including model compression, multimodal sensor fusion, adaptive inference, deterministic decision loops, and safety-constrained autonomy—can be implemented.

Nevertheless, specialized inference hardware alone does not make sophisticated AI models suitable for deployment on resource-constrained devices. Most contemporary neural networks are developed and trained using cloud-scale computational infrastructure, where memory capacity, processing power, and energy availability are substantially greater than those available within embedded platforms. Directly transferring these models to low-power inference engines can exceed available memory, computational throughput, and energy budgets.

Consequently, cloud-trained AI models must undergo systematic architectural and computational optimization before deployment at the extreme edge. Model compression, quantization, pruning, and knowledge distillation transform computationally intensive neural networks into compact, efficient, and hardware-compatible representations while seeking to preserve the accuracy and functional capabilities required by the target application.

This transition from cloud-scale model development to embedded-scale computational efficiency establishes the foundation for the next component: **AI Model Compression, Quantization, and Pruning for Edge Deployment**.

b. AI Model Compression, Quantization, and Pruning for Edge Deployment

On-device AI requires neural-network models that are compact, computationally efficient, and capable of predictable execution within the stringent memory, processing, latency, and energy constraints of embedded hardware. Although contemporary AI models are frequently developed and trained using cloud-scale computational infrastructure, their direct deployment on ultra-low-power embedded platforms is often impractical. Models containing millions or billions of parameters may exceed the available memory capacity, computational throughput, and energy budgets of microcontroller-based systems and other resource-constrained edge devices.

To overcome these limitations, cloud-trained neural networks must undergo systematic optimization before deployment. AI model compression, quantization, pruning, knowledge distillation, and computational graph optimization collectively transform large-scale neural architectures into streamlined representations suitable for embedded inference. From an architectural perspective, these techniques function as **cognitive distillation mechanisms**, preserving the essential representational capabilities and decision-making behavior of the original models while reducing redundant parameters, numerical precision, memory requirements, and computational operations.

Importantly, model optimization is not simply a process of making neural networks smaller. It involves balancing model accuracy, computational complexity, memory utilization, inference latency, energy consumption, and hardware compatibility. The objective is to produce an edge-native model that retains sufficient intelligence for its intended application while operating reliably within the physical and computational constraints of its deployment environment.

Four complementary optimization approaches form the foundation of this transformation.

i. Precision Reduction and Quantization — Adapting Neural Computation to Embedded Hardware

Precision reduction and quantization are fundamental neural-network optimization techniques that adapt computational representations to the numerical capabilities and resource constraints of embedded processing hardware. Quantization reduces the numerical precision used to represent neural-network weights, input tensors, intermediate activations, and, where applicable, computational values generated during inference. By replacing conventional high-precision floating-point representations with more compact numerical formats, quantization reduces model storage requirements, memory-transfer overhead, computational complexity, and energy consumption while potentially increasing inference throughput.

Conventional neural-network models are frequently trained and executed using floating-point representations, such as FP32 (32-bit floating point) and FP16 (16-bit floating point). Although these formats provide substantial numerical precision and dynamic range, their computational and memory requirements can exceed the capabilities of resource-constrained embedded platforms. Consequently, embedded inference engines increasingly employ lower-precision numerical formats, including INT8 (8-bit integer), INT4 (4-bit integer), FP8 (8-bit floating point), and specialized low-bit representations. Some highly optimized architectures also employ binary or ternary weight representations when application requirements permit more aggressive numerical approximation.

The primary advantage of quantization is its ability to reduce the computational and memory costs associated with neural-network execution. For example, representing model weights using INT8 rather than FP32 reduces the theoretical weight-storage requirement by approximately fourfold. Similarly, INT4 representations can reduce weight-storage requirements by approximately eightfold relative to FP32. These reductions can substantially decrease memory bandwidth requirements, improve cache utilization, and enable larger models or intermediate tensors to fit within limited on-chip SRAM capacity.

However, quantization introduces numerical approximation errors because continuous or high-resolution numerical values must be represented using a smaller set of discrete values. Consequently, quantization must balance computational efficiency against model accuracy, numerical stability, and application-specific performance requirements.

Quantization Fundamentals and Numerical Representation

Quantization converts floating-point values into lower-precision numerical representations through a process involving numerical scaling, rounding, and range restriction. Scaling establishes the relationship between the original floating-point values and their corresponding integer representations, while zero-point adjustment allows the quantized representation to accommodate numerical distributions that may not be centered around zero.

The reconstructed values approximate the original numerical values, but some information is inevitably lost during conversion. The magnitude of this approximation error depends on the available numerical levels, the selected scaling parameters, the distribution of the original values, and the occurrence of numerical values outside the representable range.

The selection of appropriate quantization parameters is therefore critical to preserving neural-network accuracy. If the numerical range is too narrow, larger values may become saturated or clipped. Conversely, if the range is unnecessarily broad, smaller numerical variations may become indistinguishable after quantization.

Quantization can also be classified according to how numerical scaling parameters are assigned across a neural network:

- **Per-Tensor Quantization:** A single scaling factor and zero-point are applied to an entire tensor. This approach simplifies implementation and reduces quantization metadata, making it suitable for hardware accelerators with relatively simple integer arithmetic pipelines.
- **Per-Channel Quantization:** Separate scaling factors are assigned to individual channels, particularly in convolutional and linear layers. This approach accommodates variations in the numerical distributions of different output channels and can improve quantization accuracy, especially for neural-network weights.
- **Symmetric Quantization:** The numerical representation is centered around zero, generally using a zero-point of zero. This simplifies integer arithmetic and is particularly advantageous for weight quantization.
- **Asymmetric Quantization:** A nonzero zero-point allows the quantized representation to accommodate numerical distributions that are not centered around zero. This approach can improve the utilization of available quantization levels, particularly for activation tensors.

The appropriate quantization granularity depends on the statistical distribution of model parameters, hardware support, computational overhead, and accuracy requirements.

Major Quantization Strategies for Embedded AI Deployment

Several quantization strategies are particularly important for optimizing neural-network inference on embedded platforms.

❖ **Hardware-Aligned Precision Reduction**

Hardware-aligned precision reduction maps neural-network weights, activations, and computational operations to numerical formats directly supported by embedded processing architectures, including neural processing units (NPUs), digital signal processors (DSPs), graphics processing units (GPUs), and specialized AI accelerators.

This approach considers not only the numerical precision of model parameters but also the underlying hardware execution pathways. For example, an embedded NPU may provide highly optimized INT8 multiply-accumulate (MAC) operations, allowing quantized neural-network layers to execute more efficiently than equivalent FP32 operations.

During quantized execution, integer-valued weights and activations are processed through optimized arithmetic units. Accumulated intermediate results are commonly maintained at higher precision, such as INT32, to reduce the likelihood of numerical overflow during repeated multiply-accumulate operations. The accumulated results are subsequently rescaled and converted into the numerical representation required by the next computational layer.

Hardware-aligned quantization is particularly important because theoretical reductions in arithmetic complexity do not automatically translate into equivalent execution-speed improvements. Actual performance depends on the accelerator's supported instruction set, arithmetic throughput, memory hierarchy, data alignment, and availability of optimized low-precision computational kernels.

❖ **Quantization-Aware Training (QAT)**

Quantization-aware training incorporates simulated quantization operations into the neural-network training or fine-tuning process. Rather than training exclusively with full-precision numerical representations and converting the resulting model afterward, QAT exposes the network to quantization-related numerical errors during optimization.

The simulated quantization process is incorporated into the forward computational graph, allowing the model to learn parameters that are more tolerant of reduced numerical precision.

During training, the network repeatedly evaluates the effects of reduced-precision representations on weights and activations. Its parameters are subsequently adjusted to compensate for quantization-related distortions and preserve important numerical relationships within the network.

Because rounding operations are not differentiable in the conventional sense, QAT implementations commonly employ a straight-through estimator (STE) to approximate gradients through simulated quantization operations. This enables gradient-based optimization to proceed despite the presence of discrete numerical transformations.

QAT is particularly valuable when deploying computationally demanding models using INT8, INT4, or other aggressive low-precision representations, where straightforward conversion may cause unacceptable accuracy degradation. Although QAT generally requires additional training or fine-tuning resources, it can produce models that maintain better inference accuracy under constrained numerical precision.

❖ **Post-Training Quantization (PTQ)**

Post-training quantization converts an already-trained floating-point neural network into a lower-precision representation without requiring complete retraining.

This approach is particularly attractive for embedded deployment because it reduces optimization time, training infrastructure requirements, and model-development complexity.

PTQ typically involves two principal operations:

- **Weight Quantization:** Floating-point model weights are converted into lower-precision numerical representations using selected scaling factors and quantization ranges.
- **Activation Calibration:** A representative calibration dataset is passed through the pretrained model to estimate the statistical distributions and numerical ranges of intermediate activations.

Calibration methods may employ minimum-maximum range estimation, percentile-based clipping, or more sophisticated optimization techniques to identify quantization parameters that minimize numerical approximation errors.

More advanced PTQ techniques may evaluate the differences between original and quantized layer outputs or estimate the effects of quantization errors on the network's final predictions rather than considering individual tensor reconstruction errors alone.

PTQ is especially useful when pretrained models must be rapidly adapted to embedded hardware or when retraining is impractical because of limited computational resources, proprietary model constraints, or restricted access to the original training data.

However, models with highly sensitive activation distributions, substantial numerical outliers, or complex computational dependencies may experience noticeable accuracy degradation under aggressive PTQ. In such cases, improved calibration, selective precision retention, or subsequent quantization-aware fine-tuning may be necessary.

❖ **Mixed-Precision Quantization**

Mixed-precision quantization assigns different numerical precisions to individual neural-network layers, channels, or computational operations according to their sensitivity to quantization errors and their contribution to overall inference performance.

Not all neural-network layers respond equally to numerical precision reduction. Some layers tolerate INT4 or INT8 representations with minimal accuracy degradation, whereas others may require FP16, FP32, or higher-precision accumulation to preserve numerical stability.

Mixed-precision optimization therefore seeks to identify an appropriate balance between computational efficiency and model accuracy.

For example, an embedded vision network may execute most convolutional layers using INT8 while retaining higher precision for numerically sensitive operations or selected final classification layers. Similarly, transformer-based models may use reduced-precision matrix multiplication while maintaining higher precision for normalization, accumulation, or numerically sensitive attention operations.

This selective allocation enables embedded inference engines to exploit the efficiency of low-precision arithmetic without imposing unnecessary numerical restrictions on every computational component.

The effectiveness of mixed-precision quantization depends on the ability to identify precision-sensitive layers, the availability of hardware-supported numerical formats, and the execution efficiency of the underlying compiler and runtime environment.

❖ **Quantization and Computational Energy Efficiency**

Quantization provides an additional pathway for reducing the energy consumption of embedded neural-network inference.

The energy required for neural computation is influenced by both arithmetic operations and data movement. Reducing the numerical width of weights and activations can decrease memory-transfer requirements, improve on-chip storage utilization, and reduce the energy associated with arithmetic execution.

The overall energy consumption of an embedded inference workload can be understood through three principal components:

- **Computational Energy:** Energy consumed by arithmetic operations, including multiplication, accumulation, activation functions, and other neural-network computations.
- **Memory-Access Energy:** Energy required to access registers, SRAM, and external memory for retrieving weights, activations, and intermediate results.
- **Communication Energy:** Energy associated with transferring data among processing elements, memory subsystems, and interconnected computing resources.

The energy associated with data movement can be particularly significant in embedded AI architectures because accessing external memory generally requires more energy than accessing nearby registers or on-chip SRAM.

Consequently, quantization can provide benefits beyond reducing the arithmetic complexity of individual operations. By decreasing tensor sizes, it can improve data locality, reduce memory

traffic, and increase the probability that frequently accessed model parameters and activations remain within limited on-chip memory resources.

Nevertheless, actual energy savings depend on hardware architecture, memory organization, data-reuse patterns, accelerator utilization, and the efficiency of quantized execution kernels. Unsupported numerical formats may require additional conversion operations or software emulation, potentially eliminating some of the expected performance benefits.

❖ **Accuracy–Efficiency Trade-Off and Quantization Selection**

Quantization introduces an inherent trade-off between numerical precision and computational efficiency. More aggressive precision reduction generally decreases storage requirements and can improve inference throughput, but it also increases the potential for numerical distortion and model accuracy degradation.

Accordingly, quantization strategies are selected according to the operational requirements of the target embedded application.

- **INT8 Quantization:** Frequently provides a practical balance between inference accuracy, memory efficiency, and hardware acceleration support. It is widely applicable to embedded vision, classification, object detection, and sensor-processing workloads.
- **INT4 Quantization:** Provides greater model compression and can reduce memory-transfer requirements substantially, but generally requires more careful calibration or quantization-aware training to preserve accuracy.
- **FP16 Quantization:** Provides reduced storage and arithmetic requirements relative to FP32 while retaining a wider dynamic range than many integer formats. It is useful for accelerators that provide efficient half-precision floating-point execution.
- **FP8 Quantization:** Offers additional reductions in numerical representation size while retaining floating-point characteristics. Its suitability depends on available hardware support and the numerical sensitivity of the model.
- **Binary and Ternary Quantization:** Employ extremely compact numerical representations and can substantially simplify arithmetic operations. However, their aggressive approximation characteristics restrict their suitability to applications and architectures specifically designed to tolerate such representations.

A practical deployment strategy frequently begins with INT8 quantization, followed by layer-wise accuracy evaluation. If the resulting model satisfies application requirements, more aggressive compression may be unnecessary. If accuracy degradation exceeds acceptable limits,

QAT, per-channel quantization, improved calibration, or mixed-precision execution can be introduced selectively.

Ultimately, quantization is evaluated using multiple performance indicators rather than model size alone. These include inference accuracy, execution latency, energy per inference, peak memory consumption, memory bandwidth, and sustained computational throughput under representative operating conditions.

Integration into Embedded and Edge AI Architectures

Quantization is therefore more than a numerical optimization technique. It represents a systematic adaptation of neural computation to the architectural capabilities, memory organization, and energy constraints of embedded processing platforms.

By reducing the precision of model parameters and intermediate activations, quantization enables neural networks to operate within smaller memory footprints while exploiting specialized low-precision arithmetic units available in NPUs, DSPs, GPUs, and other embedded AI accelerators.

When combined with hardware-aware model optimization, efficient SRAM utilization, structured pruning, operator fusion, and memory-efficient execution scheduling, quantization contributes to a broader optimization strategy for embedded neural-network deployment.

This integration is particularly important for edge AI systems operating under strict power, thermal, memory-capacity, and real-time latency constraints. Applications such as autonomous robotics, industrial inspection, intelligent transportation, wearable sensing, and distributed AIoT systems can benefit from quantized inference because computational workloads can be executed closer to their data sources without continuously depending on high-bandwidth communication with centralized computing infrastructure.

However, the effectiveness of quantization ultimately depends on the compatibility among the trained model, numerical representation, compiler, runtime environment, and target accelerator. A model that is mathematically quantized but executed through inefficient software pathways may not achieve the expected reductions in latency or energy consumption.

Consequently, successful embedded AI deployment requires quantization to be treated as a hardware–software co-optimization process in which numerical precision, model accuracy, memory hierarchy, computational architecture, and operational requirements are jointly considered.

ii. Structural and Unstructured Pruning — Eliminating Redundant Neural Computation

Pruning is a fundamental neural-network optimization technique that reduces model complexity by removing parameters, neurons, channels, filters, attention heads, or computational connections that contribute relatively little to the model's predictive performance. Through this process, the original network is transformed into a more compact computational structure while attempting to preserve its essential representational capabilities, feature-extraction characteristics, and decision-making accuracy.

Modern neural networks frequently contain substantial parameter redundancy, particularly in overparameterized architectures designed to achieve high predictive accuracy across complex datasets. Although this redundancy can improve learning capacity and model generalization, it also increases memory requirements, computational workloads, energy consumption, and inference latency. These overheads can become significant when deploying neural networks on embedded platforms with restricted SRAM capacity, limited processing throughput, constrained power budgets, and real-time execution requirements.

Pruning addresses these limitations by identifying and eliminating computational components that have relatively little influence on the network's output. Unlike quantization, which reduces the numerical precision of existing parameters, pruning reduces the number of parameters or computational structures that must be stored and potentially executed. Consequently, pruning and quantization are complementary optimization techniques that can be combined to achieve greater model compression and computational efficiency.

Major Pruning Strategies for Embedded AI Deployment

Two major pruning strategies are particularly relevant to embedded neural-network deployment: structured pruning and unstructured pruning. Their effectiveness depends on the organization of the resulting network, the capabilities of the target processing architecture, and the availability of optimized execution mechanisms.

- **Structured Pruning**

Structured pruning removes entire groups of neural-network parameters or identifiable computational structures, including neurons, convolutional filters, channels, attention heads, and other architectural components.

Unlike approaches that eliminate individual weights, structured pruning modifies the dimensions of the underlying neural-network operations. For example, removing selected channels from a convolutional layer reduces the number of input or output feature maps processed by subsequent operations. Similarly, removing unnecessary attention heads from a

transformer architecture reduces the computational resources required for corresponding attention operations.

Because structured pruning produces more regular reductions in network dimensions, it can directly decrease model storage requirements, arithmetic workloads, intermediate activation sizes, and memory-transfer overhead.

Several forms of structured pruning are particularly important:

- **Neuron Pruning:** Removes individual neurons from fully connected layers when their contributions to the network's predictive performance are relatively limited. This reduces the dimensions of associated weight matrices and the number of computations required during inference.
- **Channel Pruning:** Eliminates selected feature-map channels from convolutional layers. This reduces the number of input and output channels involved in subsequent convolution operations, potentially decreasing both computational complexity and intermediate activation storage.
- **Filter Pruning:** Removes entire convolutional filters that contribute relatively little to feature extraction. This reduces the number of output feature maps generated by convolutional layers and can simplify subsequent processing stages.
- **Attention-Head Pruning:** Removes redundant or less influential attention heads from transformer-based architectures. This can reduce attention-related computational overhead and memory requirements, particularly in embedded language-processing and multimodal inference applications.
- **Block or Group Pruning:** Eliminates predefined groups of weights or computational units. This approach produces more regular sparse structures and can improve compatibility with hardware accelerators that support block-sparse execution.

Structured pruning is especially valuable for embedded NPUs, DSPs, and other accelerators that are optimized for regular tensor operations and dense matrix multiplication. By reducing the dimensions of computational operators rather than introducing arbitrary zero-valued weights, structured pruning can translate model compression into more predictable reductions in actual execution time.

However, removing entire computational structures may affect feature representation more substantially than removing individual weights. Consequently, structured pruning generally requires careful importance estimation, layer-wise evaluation, and, where necessary, model fine-tuning to recover accuracy.

❖ Unstructured Pruning

Unstructured pruning removes individual neural-network weights according to their relative importance or contribution to model performance. This approach typically evaluates weight magnitude, sensitivity, gradient information, or other importance-estimation criteria to identify parameters that can be eliminated with relatively limited effects on predictive accuracy.

Magnitude-based pruning is among the most widely used approaches. It assumes that weights with relatively small absolute values often contribute less to the network's output and can therefore be removed with limited accuracy degradation.

The resulting model contains sparse weight matrices in which a substantial proportion of parameters are represented as zeros or omitted from compressed storage.

Unstructured pruning offers considerable flexibility because individual parameters can be removed without requiring entire neurons, channels, or filters to be eliminated. This allows the pruning process to preserve important connections while removing less influential weights across different layers.

Its principal advantages include:

- **Fine-Grained Parameter Reduction:** Individual weights can be selectively removed, allowing pruning to target redundancy at a more detailed level than structured approaches.
- **High Compression Potential:** Large proportions of individual parameters can potentially be eliminated while maintaining acceptable predictive accuracy, depending on model architecture and application requirements.
- **Flexible Importance-Based Optimization:** Different importance criteria can be applied to individual weights, allowing pruning decisions to account for parameter magnitude, sensitivity, and their contribution to network performance.
- **Compatibility with Sparse Representations:** The resulting weight matrices can be stored using compressed sparse formats, potentially reducing model-storage requirements and memory-transfer overhead.

However, unstructured pruning introduces irregular computational patterns that can complicate execution on conventional embedded hardware. Although zero-valued weights may be eliminated from storage, their removal does not necessarily translate into equivalent reductions in inference latency.

Conventional GPUs, NPUs, and other AI accelerators frequently rely on optimized dense matrix multiplication and multiply-accumulate pipelines. Irregular sparsity can introduce indexing overhead, noncontiguous memory accesses, load-balancing difficulties, and reduced processing-element utilization. These additional costs may offset some of the computational savings obtained through pruning.

Unstructured pruning is therefore most effective when the target hardware provides specialized sparse-computation instructions, zero-skipping mechanisms, compressed sparse data representations, or optimized sparse matrix multiplication kernels.

❖ **Block and Pattern-Based Structured Sparsity**

Between conventional structured and unstructured pruning, block and pattern-based approaches provide additional opportunities for hardware-aware optimization.

Block pruning removes predefined groups of weights, such as small matrix regions or computational blocks, rather than eliminating individual parameters arbitrarily. This creates more regular sparsity patterns that can be easier to represent in memory and process using parallel hardware architectures.

Pattern-based sparsity follows predefined structural arrangements that are specifically supported by an accelerator. For example, certain hardware architectures support fixed sparsity patterns in which a prescribed number of weights within a group must be zero. Such arrangements allow specialized execution units to skip predetermined operations without requiring the same degree of irregular indexing associated with unrestricted unstructured pruning.

These approaches can provide a compromise between the fine-grained compression flexibility of unstructured pruning and the hardware execution efficiency of structured pruning.

Their effectiveness, however, depends on the sparsity patterns supported by the target accelerator, compiler, and inference runtime.

Pruning Methodologies and Model Recovery

Pruning is generally implemented through an iterative optimization process involving parameter-importance estimation, selective removal, model evaluation, and, where necessary, retraining or fine-tuning.

Several pruning methodologies are commonly employed in neural-network optimization:

- **Magnitude-Based Pruning:** Removes weights with relatively small absolute values. It is computationally straightforward and widely applicable to pretrained neural networks.

- **Sensitivity-Based Pruning:** Evaluates how removing individual parameters or computational structures affects model accuracy. Parameters with relatively limited influence on predictive performance are prioritized for removal.
- **Gradient-Based Pruning:** Uses gradient information to estimate the contribution of parameters to the training objective and identify candidates for elimination.
- **Iterative Pruning:** Removes a portion of parameters or computational structures, evaluates the resulting network, and repeats the process until the desired compression level or accuracy threshold is reached.
- **One-Shot Pruning:** Removes selected parameters in a single pruning operation or a limited number of operations. This can simplify the optimization process but may require careful selection of pruning criteria to avoid excessive accuracy degradation.

Following pruning, the remaining network may undergo fine-tuning to recover performance lost through parameter removal. During this process, the retained weights are adjusted to compensate for the absence of eliminated parameters and restore important feature representations.

The amount of fine-tuning required depends on the original network architecture, the pruning strategy, the proportion of parameters removed, and the complexity of the target application.

Pruning and Computational Efficiency in Embedded Architectures

The effectiveness of pruning must be evaluated in the context of the underlying hardware architecture. Reducing the number of model parameters does not automatically produce proportional improvements in inference speed, energy efficiency, or computational throughput.

For example, unstructured pruning may substantially reduce the number of nonzero weights while providing limited latency improvements on hardware designed primarily for dense matrix operations. Similarly, an excessively aggressive pruning strategy may reduce computational workloads but introduce accuracy degradation that makes the resulting model unsuitable for its intended application.

Structured pruning generally provides more predictable execution benefits because it reduces the dimensions of the computational operators themselves. These reductions can improve processing-element utilization, reduce intermediate activation storage, and simplify memory-access patterns.

The actual benefits of either approach depend on several hardware-related considerations:

- **Sparse-Computation Support:** Whether the target accelerator provides dedicated instructions or execution mechanisms for exploiting zero-valued parameters.
- **Memory Organization:** Whether compressed or reduced-dimensional weight representations can be transferred and accessed efficiently.
- **Data Alignment:** Whether the resulting computational structures conform to the alignment and tensor-layout requirements of the accelerator.
- **Parallel Execution Efficiency:** Whether the pruned network maintains sufficient computational regularity to utilize available processing elements effectively.
- **Compiler and Runtime Optimization:** Whether the deployment software can recognize and exploit the resulting sparsity patterns without introducing excessive execution overhead.

Consequently, pruning strategies must be selected according to the target inference architecture rather than solely according to theoretical parameter reduction.

Accuracy–Compression Trade-Off and Pruning Selection

Pruning introduces an inherent trade-off between model compression and predictive accuracy. More aggressive parameter removal generally increases compression potential, but it also increases the possibility of losing important feature representations and computational relationships within the network.

The appropriate pruning strategy therefore depends on the accuracy requirements, model architecture, available computational resources, and operational constraints of the target application.

For example, an embedded vision system may benefit from channel pruning because reducing convolutional dimensions can directly decrease computational workloads and intermediate feature-map storage. A transformer-based edge inference system may benefit from selective attention-head pruning when certain heads contribute relatively little to the model's output. Conversely, an accelerator with dedicated sparse-matrix execution capabilities may benefit from unstructured or block-based pruning.

Pruning is consequently evaluated using multiple deployment metrics, including:

- **Model Compression:** Reduction in stored model parameters and overall model size.
- **Computational Reduction:** Decrease in arithmetic operations and computational workload.

- **Inference Latency:** Actual reduction in execution time on the target hardware.
- **Memory Efficiency:** Reduction in weight storage, intermediate activation requirements, and memory-transfer overhead.
- **Energy Consumption:** Reduction in energy required to execute representative inference workloads.
- **Predictive Accuracy:** Preservation of the model's classification, detection, regression, or other application-specific performance.
- **Hardware Utilization:** Ability to maintain efficient execution across available processing elements and memory subsystems.

A practical deployment strategy often begins with moderate pruning, followed by accuracy evaluation and hardware-level benchmarking. If structured pruning provides sufficient reductions in latency and memory requirements, additional unstructured sparsity may not be necessary. Where greater compression is required, block-based or hardware-supported sparse pruning can be introduced selectively.

Integration into Embedded and Edge AI Architectures

Pruning is therefore more than a model-compression technique. It represents a systematic reduction of unnecessary neural-network computation to better align model complexity with the processing, memory, and energy capabilities of embedded hardware.

By eliminating redundant parameters and computational structures, pruning can reduce model-storage requirements, decrease arithmetic workloads, improve memory utilization, and support more efficient neural-network execution on resource-constrained platforms.

When combined with quantization, efficient SRAM utilization, operator fusion, memory-aware execution scheduling, and hardware-specific compiler optimization, pruning contributes to a broader strategy for developing compact and energy-efficient embedded AI systems.

This integration is particularly important for edge AI applications operating under strict power, thermal, memory-capacity, and real-time latency constraints. Autonomous robotics, industrial inspection, intelligent transportation, wearable sensing, and distributed AIoT systems can benefit from appropriately pruned neural networks because reduced computational requirements enable more inference workloads to execute locally, potentially reducing dependence on remote computing infrastructure.

However, successful pruning requires coordination among model architecture, pruning methodology, hardware capabilities, compiler optimization, and inference-runtime support. A

highly compressed network may provide limited practical benefits if its resulting computational structure cannot be executed efficiently by the target accelerator.

Consequently, pruning is treated as a hardware-aware neural-network optimization process in which model accuracy, parameter redundancy, computational structure, memory organization, and execution efficiency are considered together. The ultimate objective is not simply to eliminate neural-network parameters, but to produce a smaller and more efficient computational architecture that preserves the predictive capabilities required by its intended embedded application.

iii. Knowledge Distillation — Transferring Model Intelligence into Compact Architectures

Knowledge distillation is a model-compression and knowledge-transfer technique that enables computationally efficient neural networks to reproduce important capabilities of larger, more sophisticated models. Rather than directly reducing the numerical precision of an existing network or removing selected parameters, knowledge distillation transfers learned representations, predictive behavior, and decision-making characteristics from a larger neural network into a smaller and more resource-efficient architecture.

This approach addresses an important challenge in embedded and edge AI deployment: sophisticated neural networks often require substantial computational resources to achieve high predictive accuracy, whereas embedded platforms operate under restricted memory capacity, processing throughput, power availability, and thermal constraints. Knowledge distillation provides a means of preserving important aspects of a high-capacity model's learned intelligence while reducing the computational requirements of the deployed network.

In a conventional distillation framework, the larger neural network functions as a **teacher model**, while the smaller network serves as a **student model**. The teacher typically possesses greater representational capacity and may have been trained using extensive datasets, sophisticated architectures, and substantial computational resources. The student, by contrast, is specifically designed to operate efficiently within the resource constraints of the target deployment environment.

Rather than learning exclusively from labeled training examples, the student is trained to reproduce selected behavioral characteristics of the teacher. These characteristics may include predicted probability distributions, intermediate feature representations, relationships among predicted classes, and task-specific decision patterns.

An important advantage of this approach is that the student does not necessarily need to reproduce the teacher's internal architecture. A compact convolutional network, for example,

may learn to approximate the predictive behavior of a much larger vision transformer. Similarly, a lightweight acoustic recognition network may acquire useful representations from a more computationally intensive speech-processing model.

Knowledge distillation therefore separates the process of acquiring sophisticated learned representations from the computational architecture ultimately used for inference.

Major Knowledge-Distillation Strategies for Embedded AI Deployment

Several knowledge-transfer mechanisms are particularly important for developing compact neural networks suitable for embedded inference.

❖ **Soft-Target Learning**

Soft-target learning transfers knowledge through the probability distributions generated by the teacher model rather than relying exclusively on categorical ground-truth labels.

In conventional supervised learning, a classification model is typically trained to assign a high probability to the correct class and low probabilities to alternative classes. However, this representation provides limited information about relationships among incorrect predictions.

A teacher model produces a probability distribution across multiple candidate classes, reflecting not only its most likely prediction but also its relative confidence in alternative outcomes.

For example, an image-classification teacher may identify an image as a particular animal while assigning relatively high probabilities to other visually similar categories. These secondary predictions communicate information about similarities among classes that may not be explicitly represented in the original categorical labels.

During distillation, the student learns to reproduce these probability distributions, allowing it to acquire additional information about class relationships and the teacher's decision-making behavior.

A commonly employed technique uses temperature scaling to control the smoothness of the teacher's probability distributions. Higher temperatures produce softer distributions that expose relationships among alternative predictions, whereas lower temperatures produce sharper distributions that emphasize the most likely class.

Soft-target learning is particularly useful when transferring knowledge from large classification models into compact embedded networks because it provides a richer supervisory signal than conventional hard-label training alone.

❖ **Feature-Level Distillation**

Feature-level distillation transfers intermediate representations generated within selected teacher-network layers to corresponding or compatible student-network layers.

Deep neural networks progressively transform input data into increasingly abstract representations. For example, convolutional vision networks may initially identify edges, textures, and local patterns before developing higher-level representations of objects, shapes, and semantic relationships.

These intermediate representations contain useful information about how the teacher extracts and organizes features from its input data.

Feature-level distillation uses this information to guide the student's internal representation-learning process. During training, selected student-layer outputs are encouraged to approximate corresponding teacher representations or otherwise preserve important feature relationships.

Because teacher and student architectures may have different dimensions, channel counts, or layer organizations, feature-level distillation may employ additional projection layers, feature-alignment modules, or representation-matching mechanisms.

This approach is particularly valuable when the student network is substantially smaller than the teacher. Instead of reproducing the teacher's entire computational structure, the student learns selected intermediate representations that contribute to effective feature extraction and prediction.

Feature-level distillation is especially relevant to embedded computer vision, object detection, semantic segmentation, industrial inspection, and multimodal sensor-processing applications.

❖ **Behavioral and Relational Distillation**

Behavioral and relational distillation transfers knowledge about the relationships among inputs, intermediate representations, and predicted outputs rather than focusing exclusively on individual predictions.

A teacher model may develop useful relationships among different input samples, feature representations, or output categories. These relationships can communicate structural information about the task that is not fully captured by conventional supervised labels.

Several forms of relational knowledge transfer are particularly relevant:

- **Similarity-Based Distillation:** The student learns to preserve similarities and differences among feature representations generated by the teacher. This helps maintain relationships among related input samples.

- **Distance-Based Distillation:** The student learns to reproduce selected geometric relationships among representations, allowing it to approximate the organization of the teacher's learned feature space.
- **Attention-Based Distillation:** The student learns to reproduce selected attention patterns or attention-related representations generated by the teacher. This is particularly useful when transferring knowledge from transformer-based architectures.
- **Output-Relation Distillation:** The student learns relationships among predicted classes or outputs, enabling it to approximate aspects of the teacher's decision behavior.

These approaches can improve the student's ability to preserve meaningful relationships within the learned representation space without requiring it to reproduce the teacher's complete architecture.

Relational distillation is particularly useful in applications involving complex feature dependencies, multimodal perception, object recognition, and sensor fusion.

❖ **Task-Specific Student Optimization**

The effectiveness of knowledge distillation depends heavily on the architecture and computational characteristics of the student model.

Unlike conventional model compression, which generally modifies an existing network, knowledge distillation allows the student architecture to be designed specifically for the intended embedded application.

For example, a computationally intensive teacher model used for visual perception may transfer its learned capabilities into a compact convolutional network optimized for an embedded NPU. Similarly, a large acoustic recognition model may transfer knowledge into a lightweight network designed for execution on a low-power DSP or microcontroller.

Student-model optimization considers several deployment requirements:

- **Inference Latency:** The student must execute predictions within the response-time requirements of the target application.
- **Memory Capacity:** Model parameters, intermediate activations, and computational buffers must fit within available memory resources.
- **Energy Consumption:** The architecture minimizes computational and memory-access energy during continuous or repeated inference.

- **Hardware Compatibility:** Neural-network operators, tensor dimensions, and numerical representations align with the supported execution capabilities of the target processor.
- **Predictive Accuracy:** The student must retain sufficient task-specific performance to satisfy application requirements.
- **Operational Reliability:** The compressed model maintains consistent behavior under representative environmental conditions and variations in input data.

This hardware-aware design process ensures that the student is optimized not simply to imitate the teacher but to deliver useful predictive capabilities within the practical limitations of its deployment environment.

❖ **Multi-Teacher and Self-Distillation Approaches**

Beyond conventional teacher–student learning, additional distillation strategies provide opportunities to improve knowledge transfer and reduce dependence on a single pretrained teacher.

- **Multi-Teacher Distillation:** A student learns from multiple teacher models, each of which may contribute specialized knowledge. For example, separate teachers may provide expertise in object detection, semantic segmentation, acoustic recognition, or sensor interpretation. The student integrates selected information from these sources into a unified and more compact architecture.
- **Self-Distillation:** A model transfers knowledge from one of its own training stages, intermediate representations, or earlier versions to another stage of the same model. This approach can improve representation learning without requiring a separate, substantially larger teacher architecture.
- **Online Distillation:** Teacher and student models participate in a coordinated training process in which knowledge is transferred dynamically rather than relying exclusively on a previously completed teacher model.
- **Cross-Modal Distillation:** Knowledge learned from one modality is transferred to a model operating on another modality or a reduced set of input modalities. For example, a student processing visual information may learn representations from a teacher trained using both visual and depth information.

These approaches are particularly relevant to distributed AIoT and multimodal edge systems, where computationally expensive models may combine information from multiple sensors

while compact deployment models operate using more limited sensing and processing resources.

❖ **Knowledge Distillation and Training Optimization**

Knowledge distillation generally involves a coordinated training process in which the student learns from both conventional training labels and information generated by the teacher.

The teacher model is first trained or otherwise established as a sufficiently capable reference network. Its outputs, intermediate representations, or other selected knowledge signals are then used to guide student training.

Depending on the distillation strategy, the student may receive supervisory information from several sources:

- **Ground-Truth Supervision:** Original labeled training examples provide direct information about the expected task outputs.
- **Teacher-Generated Supervision:** The teacher's probability distributions and predictions provide additional information about its learned decision behavior.
- **Intermediate Representation Supervision:** Selected internal teacher representations guide the student's feature-extraction process.
- **Relational Supervision:** Similarity relationships, attention patterns, or other structural information guide the organization of student representations.

The relative importance of these supervisory signals depends on the application, teacher architecture, student capacity, and training methodology.

A critical consideration is that the student cannot necessarily reproduce every capability of the teacher. If the student architecture is substantially smaller, its representational capacity may impose fundamental limitations on the knowledge it can retain.

Consequently, effective distillation requires selecting appropriate teacher signals, designing a sufficiently capable student architecture, and balancing predictive accuracy against computational efficiency.

Following distillation, the student may undergo additional optimization through quantization, pruning, operator fusion, or hardware-specific compilation before deployment.

Knowledge Distillation for Embedded and Edge AI Applications

Knowledge distillation is particularly valuable in embedded applications where sophisticated

perception, recognition, and decision-making capabilities must be preserved within substantially smaller computational architectures.

Several application areas illustrate its practical significance:

- **Embedded Vision:** Large image-recognition and object-detection models can transfer learned visual representations into compact networks suitable for resource-constrained cameras, robotic platforms, and intelligent transportation systems.
- **Acoustic Recognition:** Computationally intensive speech and sound-recognition models can transfer acoustic representations into lightweight networks optimized for DSPs and low-power embedded processors.
- **Industrial Anomaly Detection:** Large models trained to recognize complex equipment behaviors can transfer selected feature representations into compact inference models suitable for continuous equipment monitoring and predictive maintenance.
- **Gesture Recognition:** Sophisticated motion-recognition models can transfer temporal and spatial representations into smaller networks designed for wearable devices, human–machine interfaces, and embedded robotics.
- **Multimodal Sensor Fusion:** Large teacher architectures can integrate information from cameras, microphones, inertial sensors, and other sensing modalities before transferring selected learned representations into compact student networks suitable for distributed edge deployment.

An important advantage is that the computationally intensive teacher does not necessarily need to execute during normal embedded inference. Once knowledge transfer and student optimization are completed, the compact student can operate independently using its own reduced computational resources.

This separation between knowledge acquisition and deployment execution is particularly beneficial for low-power edge systems that cannot continuously support large neural-network models.

Accuracy–Efficiency Trade-Off and Student-Model Selection

Knowledge distillation introduces a trade-off between the predictive capabilities inherited from the teacher and the representational capacity of the student.

A smaller student generally requires fewer parameters, less memory, and lower computational throughput than its teacher. However, excessive architectural compression may prevent the student from reproducing important feature relationships or complex decision boundaries.

Accordingly, student-model selection considers multiple performance indicators:

- **Knowledge Retention:** The extent to which the student preserves the teacher's useful predictive behavior and learned representations.
- **Predictive Accuracy:** The student's performance on representative application datasets and operational conditions.
- **Model Size:** The memory required to store the student parameters and associated model metadata.
- **Inference Latency:** The actual time required to execute the student on the target hardware.
- **Energy Efficiency:** The energy consumed during representative inference workloads.
- **Memory Utilization:** The requirements associated with model weights, intermediate activations, and computational buffers.
- **Hardware Compatibility:** The extent to which the student architecture can exploit available processing units and optimized execution kernels.

A practical deployment strategy begins by establishing a sufficiently capable teacher model and identifying the predictive capabilities that must be preserved. A compact student architecture is then selected according to the target platform's memory, processing, and energy constraints. Distillation is performed using appropriate combinations of output-level, feature-level, and relational supervision, followed by application-specific validation and hardware benchmarking.

The resulting student is evaluated independently rather than assuming that successful imitation of the teacher automatically guarantees satisfactory deployment performance.

Integration into Embedded and Edge AI Architectures

Knowledge distillation is therefore more than a conventional model-compression technique. It represents a transfer of learned computational intelligence from a high-capacity neural network into a smaller architecture designed around the operational requirements of embedded hardware.

Unlike quantization, which primarily changes numerical representation, or pruning, which removes portions of an existing network, knowledge distillation transfers learned behavior into a potentially different and more efficient architecture. This distinction allows the student network to adopt a fundamentally different computational organization while preserving selected capabilities of the teacher.

When combined with quantization, structured pruning, efficient SRAM utilization, operator fusion, and hardware-aware execution scheduling, knowledge distillation contributes to a broader optimization strategy for embedded neural-network deployment.

For example, a large teacher model may first transfer its learned representations into a compact student architecture. The resulting student can subsequently undergo INT8 quantization and selective structured pruning to reduce its memory requirements and computational workload further. The optimized student can then be compiled and deployed on an embedded NPU, DSP, or other specialized inference accelerator.

This integrated approach is particularly important for autonomous robotics, industrial automation, intelligent transportation, wearable sensing, and distributed AIoT systems operating under strict power, memory, thermal, and real-time latency constraints.

However, successful knowledge distillation requires careful coordination among teacher-model quality, student-model capacity, training data, knowledge-transfer mechanisms, and target hardware characteristics. A student that reproduces the teacher's predictions effectively during training may still experience accuracy degradation when exposed to different operational conditions or more restricted deployment inputs.

Consequently, knowledge distillation is treated as a hardware-aware model-transfer and optimization process in which learned representations, predictive accuracy, student architecture, memory requirements, and execution efficiency are considered together. The ultimate objective is not simply to create a smaller neural network, but to preserve the most valuable capabilities of a sophisticated model within a computational architecture that can operate efficiently and reliably at the embedded and edge level.

iv. Computational Graph Optimization and Operator Fusion — Minimizing Data Movement

Beyond reducing model parameters and numerical precision, efficient edge deployment requires optimization of the computational operations through which neural networks execute. Even when a neural network has been successfully compressed through quantization, pruning, or knowledge distillation, its execution may remain inefficient if the computational graph generates unnecessary intermediate results, performs redundant operations, or requires excessive data movement between processing elements and memory subsystems.

Computational graph optimization addresses these limitations by transforming the execution structure of a neural network to improve compatibility with the memory hierarchy, instruction set, parallel-processing capabilities, and computational characteristics of the target device.

A computational graph represents a neural network as a collection of interconnected operations, including convolution, matrix multiplication, activation functions, normalization, pooling, attention, and tensor transformations. During conventional execution, these operations may be implemented as separate computational kernels, with intermediate tensors transferred between successive operations.

Although this execution model provides architectural flexibility, it can introduce considerable overhead in embedded environments. Intermediate tensors may require temporary storage in SRAM or external memory, while repeated kernel launches, memory allocation, synchronization, and data-format conversions consume additional computational resources and energy.

Computational graph optimization reduces these overheads by restructuring operations, eliminating unnecessary intermediate computations, and organizing data movement around the capabilities of the target processing architecture.

(1) Major Computational Graph Optimization Strategies for Embedded AI Deployment

Several optimization techniques are particularly important for improving neural-network execution efficiency on embedded platforms.

❖ **Operator and Kernel Fusion**

Operator fusion combines multiple sequential neural-network operations into a single computational execution sequence or optimized kernel. Instead of executing each operation independently and repeatedly transferring intermediate results between memory and processing units, the fused implementation performs several operations within a coordinated execution pathway.

For example, a conventional convolutional processing sequence may involve convolution, bias addition, normalization, and activation. When these operations are implemented independently, intermediate feature maps may be written to memory after each stage and subsequently retrieved by the next operation.

Operator fusion can combine these operations into a single optimized kernel, allowing intermediate results to remain in registers or local on-chip memory until the complete computation is performed.

This approach provides several important benefits:

- **Reduced Intermediate Memory Traffic:** Intermediate tensors do not necessarily need to be written to and retrieved from memory between successive operations.

- **Lower Memory-Capacity Requirements:** Temporary storage requirements can be reduced because intermediate results may be consumed immediately by subsequent operations.
- **Reduced Kernel-Launch Overhead:** Combining multiple operations decreases the number of independent kernel invocations and associated execution-management overhead.
- **Improved Data Locality:** Intermediate values can remain close to the processing elements that generate and consume them.
- **Reduced Energy Consumption:** Avoiding unnecessary memory transfers decreases the energy associated with accessing SRAM and external memory.
- **Improved Execution Efficiency:** Coordinated execution can reduce synchronization overhead and improve utilization of available computational resources.

Operator fusion is particularly valuable in convolutional neural networks, where convolution, bias addition, activation functions, and normalization frequently occur in successive processing stages.

Some inference optimizations also eliminate operations entirely. For example, batch-normalization parameters can frequently be incorporated into the preceding convolution or linear-layer parameters during inference preparation. This process, commonly called batch-normalization folding, removes the need for a separate normalization operation during execution.

However, fusion opportunities depend on operator dependencies, numerical precision, memory availability, and hardware execution constraints. Excessive fusion may increase register pressure, require larger intermediate storage within a kernel, or reduce scheduling flexibility. Consequently, the fusion strategy must balance reductions in memory traffic against the resource requirements of the resulting computational kernel.

❖ **Memory Layout and Dataflow Optimization**

Memory layout and dataflow optimization reorganize tensor representations, memory allocation, buffering strategies, and data-access patterns to improve locality and reduce unnecessary movement between computational and storage resources.

Neural-network operations frequently process multidimensional tensors containing weights, input features, intermediate activations, and output data. The physical arrangement of these

tensors in memory can significantly influence execution efficiency because different processing architectures favor different data organizations and access patterns.

For example, convolutional workloads may use different tensor layouts depending on whether the target accelerator is optimized for channel-oriented, spatial-oriented, or blocked data processing.

An inefficient memory layout may require additional data rearrangement, transposition, or copying before an operation can execute. These transformations introduce overhead that can offset the computational benefits of an otherwise optimized neural-network model.

Memory layout optimization addresses this problem by aligning tensor organization with the execution requirements of the target hardware.

Important techniques include:

- **Tensor Layout Optimization:** Organizes weights and activations according to the preferred data formats of the target accelerator, reducing unnecessary tensor transformations and improving memory-access efficiency.
- **Memory Reuse and Buffer Management:** Reuses memory locations occupied by intermediate tensors after their values are no longer needed, reducing peak memory consumption.
- **Double Buffering:** Uses alternating memory buffers to overlap data transfers with computational execution, allowing one processing stage to operate while another prepares subsequent data.
- **Tiling and Blocking:** Divides large computational workloads into smaller processing units that fit within available registers, caches, or local SRAM, improving data reuse and reducing repeated external-memory accesses.
- **Dataflow Scheduling:** Organizes the movement of weights, activations, and intermediate results around the computational characteristics of processing elements, minimizing redundant transfers.
- **Memory Access Coalescing and Alignment:** Organizes memory accesses to improve the efficiency of parallel data transfers and satisfy hardware-specific alignment requirements.

These techniques are particularly important in embedded AI accelerators because available on-chip memory is frequently limited. Efficient reuse of locally stored weights and activations can

reduce dependence on external DRAM and improve both energy efficiency and inference latency.

❖ **Compiler-Level Graph Optimization**

Compiler-level optimization transforms a neural-network computational graph into an execution representation that is better suited to the target hardware.

Modern AI compilers analyze model operators, computational dependencies, tensor dimensions, data types, and memory requirements to identify opportunities for simplifying and accelerating inference.

Several compiler transformations are particularly important:

- **Constant Folding:** Evaluates operations involving known constant values during compilation rather than repeating those computations during inference.
- **Dead-Operation Elimination:** Removes computational operations whose results do not contribute to the final model outputs.
- **Graph Simplification:** Eliminates redundant operations, combines compatible transformations, and simplifies computational dependencies.
- **Operator Substitution:** Replaces computational operations with equivalent implementations that execute more efficiently on the target architecture.
- **Kernel Selection and Specialization:** Selects optimized kernels according to tensor dimensions, numerical precision, memory alignment, and hardware capabilities.
- **Precision Propagation:** Coordinates numerical representations across connected operations to minimize unnecessary conversions while maintaining acceptable numerical accuracy.
- **Execution Scheduling:** Reorders independent operations and coordinates their execution to improve processing-element utilization and reduce unnecessary synchronization.

For example, an inference compiler may identify that several consecutive operations can be fused into one kernel, select an optimized INT8 convolution implementation, and reorganize intermediate tensor storage to reduce SRAM consumption.

Hardware-specific compilers may also generate instructions that exploit specialized arithmetic units, vector-processing capabilities, parallel execution pipelines, and dedicated memory-transfer mechanisms.

Consequently, compiler optimization provides an important connection between the abstract computational graph defined by a neural-network model and the actual instructions executed by the embedded processor.

❖ **Memory Hierarchy Awareness and Data Movement Minimization**

Computational graph optimization is closely connected to memory hierarchy management because the energy and latency associated with data movement can represent a substantial portion of total embedded inference costs.

Embedded AI platforms commonly employ hierarchical storage structures consisting of processor registers, local SRAM, shared on-chip memory, cache memory, and external DRAM or other nonvolatile storage.

Each memory level provides different characteristics in terms of access latency, capacity, bandwidth, and energy consumption. Accessing nearby registers or local SRAM is generally more efficient than repeatedly transferring data from external memory.

Consequently, computational graph optimization seeks to maximize the reuse of frequently accessed weights and activations within the closest practical memory levels.

For example, an optimized convolutional workload may retain frequently reused weights in local SRAM while processing successive input tiles. Intermediate feature maps can also be retained within available buffers and reused by subsequent operations rather than repeatedly transferred to external memory.

This approach reduces unnecessary memory traffic while improving computational locality.

The effectiveness of memory hierarchy optimization depends on several factors:

- **Working-Set Size:** The amount of weights, activations, and intermediate data required during a computational stage.
- **Memory Capacity:** The available storage resources within registers, local SRAM, caches, and external memory.
- **Memory Bandwidth:** The rate at which data can be transferred between memory levels and processing elements.
- **Data Reuse:** The frequency with which weights and intermediate activations can be reused without being retrieved again from slower memory.
- **Processing-Element Utilization:** The ability to keep computational units active without waiting for data transfers.

- **Execution Dependencies:** The ordering constraints that determine when intermediate results become available for subsequent operations.

By coordinating these factors, graph and dataflow optimization can reduce memory bottlenecks and improve the sustained performance of embedded inference engines.

❖ **Hardware-Aware Execution Scheduling and Parallelization**

Computational graph optimization also involves organizing operations according to the parallel-processing capabilities of the target embedded architecture.

Neural networks contain computational dependencies that determine which operations must execute sequentially and which can execute concurrently. Identifying independent operations and scheduling them appropriately can improve accelerator utilization and reduce overall inference latency.

For example, certain convolutional operations, independent attention heads, and parallel feature-extraction branches may be executed concurrently when sufficient computational and memory resources are available.

Hardware-aware scheduling coordinates these operations with the available processing elements, arithmetic units, memory interfaces, and data-transfer mechanisms.

Important considerations include:

- **Operator Parallelization:** Identifies computational operations that can execute concurrently without violating data dependencies.
- **Pipeline Scheduling:** Organizes successive computational stages so that data preparation, transfer, and processing can overlap.
- **Load Balancing:** Distributes workloads across available processing elements to avoid computational bottlenecks.
- **Synchronization Management:** Minimizes unnecessary waiting and coordination between parallel computational stages.
- **Resource-Aware Scheduling:** Accounts for available registers, SRAM capacity, processing throughput, and power constraints when determining execution order.

These optimizations are particularly important for embedded NPUs and heterogeneous processing architectures in which CPUs, DSPs, GPUs, and specialized accelerators may participate in different stages of inference.

However, parallel execution is not always beneficial. Excessive concurrency may increase memory contention, synchronization overhead, and instantaneous power consumption. Therefore, scheduling must account for both computational performance and the resource limitations of the target platform.

Integration into Embedded Inference Architectures

Computational graph optimization is particularly important because reducing model parameters and numerical precision does not automatically guarantee efficient hardware execution.

A compact neural network may still exhibit substantial inference overhead if its computational graph contains unnecessary operations, inefficient tensor transformations, excessive intermediate storage, or poorly coordinated memory accesses.

By combining operator fusion, memory layout optimization, compiler transformations, and hardware-aware execution scheduling, embedded inference engines can reduce these overheads and translate model-level optimization into measurable improvements in actual deployment performance.

These transformations are particularly valuable when combined with quantization, pruning, and knowledge distillation. Quantization reduces the numerical representation size, pruning eliminates redundant parameters and computational structures, and knowledge distillation transfers learned capabilities into compact architectures. Computational graph optimization then reorganizes the resulting model so that its operations execute efficiently on the target hardware.

Importantly, graph optimization is generally performed during model compilation, inference preparation, or deployment configuration rather than through modification of the model's learned parameters. Although some graph transformations may fold parameters or simplify model representations, their primary objective is to optimize execution rather than retrain the neural network.

Consequently, computational graph optimization serves as the execution-level complement to model-level compression, ensuring that the benefits of reduced model complexity are realized within the actual embedded hardware environment.

(2) Edge-Native Cognition — Transforming Cloud-Trained Intelligence into Embedded Intelligence

The combined application of quantization, pruning, knowledge distillation, and computational graph optimization enables sophisticated neural-network models to operate within the severe resource constraints of embedded computing platforms.

These techniques address complementary aspects of neural-network deployment. Quantization reduces numerical precision and memory requirements, pruning eliminates redundant parameters and computational structures, knowledge distillation transfers learned capabilities into compact architectures, and computational graph optimization minimizes execution overhead and unnecessary data movement.

Together, they establish a comprehensive optimization pathway through which computationally intensive AI models can be transformed into efficient inference architectures suitable for resource-constrained edge devices.

Depending on model complexity, hardware capabilities, memory organization, and application requirements, highly optimized systems can support inference on microcontrollers and other embedded platforms with less than one megabyte of available RAM and power budgets measured in milliwatts. Such configurations are particularly relevant to lightweight classification, keyword recognition, anomaly detection, and sensor-based inference, although more demanding perception workloads generally require larger memory and computational resources.

❖ **Localized Intelligence and Autonomous Inference**

A central objective of edge-native cognition is to enable embedded devices to perform essential inference locally rather than continuously depending on remote cloud infrastructure.

Traditional cloud-dependent AI architectures frequently transmit sensor data to centralized computing resources, where computationally intensive models perform perception, classification, prediction, and decision support. Although this approach provides access to substantial computational resources, it introduces communication latency, bandwidth requirements, connectivity dependencies, and additional energy costs associated with data transmission.

Edge-native intelligence shifts selected computational responsibilities toward the devices and local processing nodes where information is generated.

By executing optimized neural networks locally, embedded systems can perform immediate interpretation of sensor inputs, identify relevant environmental conditions, detect abnormal behavior, and generate application-specific responses without requiring continuous communication with centralized services.

This capability provides several important advantages:

- **Reduced Communication Latency:** Local inference avoids the additional delays associated with transmitting sensor data to remote processing infrastructure and waiting for returned results.
- **Reduced Network Bandwidth Requirements:** Only selected information, events, or summarized results need to be transmitted rather than continuously streaming raw sensor data.
- **Improved Operational Continuity:** Essential inference capabilities can remain available during temporary network interruptions or periods of limited connectivity.
- **Improved Data Locality and Privacy:** Sensitive sensor information can be processed locally, reducing the need to transmit raw data to external infrastructure.
- **Lower Communication Energy:** Reducing unnecessary wireless transmissions can decrease the energy consumed by battery-powered embedded devices.
- **Faster Local Response:** Time-sensitive perception and control functions can operate closer to the physical processes they monitor or influence.

These characteristics are particularly important for autonomous robotics, industrial automation, intelligent transportation, wearable systems, and other applications requiring responsive and dependable local intelligence.

❖ **Embedded AI Workloads and Edge-Native Capabilities**

Optimized embedded neural networks can support increasingly sophisticated inference workloads directly on resource-constrained devices.

Representative applications include:

- **Real-Time Visual Perception:** Image classification, object detection, lightweight segmentation, and visual feature extraction for intelligent cameras, robotics, and autonomous systems.
- **Acoustic Event Recognition:** Wake-word detection, speech-command recognition, environmental sound classification, and machine-condition monitoring.
- **Predictive Maintenance:** Equipment-state classification, vibration-pattern analysis, abnormal operating-condition detection, and early identification of potential equipment failures.

- **Gesture Recognition and Human–Machine Interaction:** Recognition of hand movements, body gestures, user activities, and interaction patterns using cameras and inertial sensors.
- **Multisensor Data Interpretation:** Local processing and integration of information from cameras, microphones, temperature sensors, accelerometers, gyroscopes, and other sensing devices.
- **Autonomous Perception and Decision Support:** Local interpretation of environmental conditions, object tracking, situation assessment, and context-aware assistance for autonomous and semi-autonomous systems.
- **Intelligent Sensor Monitoring:** Continuous evaluation of sensor signals, detection of abnormal measurements, and identification of changes in operating conditions.

The complexity of these workloads depends on the capabilities of the target processor, the available memory, the inference model, and the required response time. Consequently, embedded AI deployment frequently involves selecting different model architectures and optimization levels for different classes of edge devices.

❖ **Distributed Intelligence Across Edge–Cloud Architectures**

Edge-native cognition does not necessarily eliminate the need for cloud computing. Instead, it establishes a distributed intelligence architecture in which embedded devices, edge gateways, and centralized cloud infrastructure perform complementary computational responsibilities.

In such architectures, computational tasks can be allocated according to their latency requirements, processing complexity, memory demands, and communication constraints.

For example:

- **Embedded Devices:** Perform immediate sensor interpretation, lightweight classification, event detection, and time-sensitive inference.
- **Edge Gateways:** Aggregate information from multiple devices, perform more computationally intensive inference, coordinate local resources, and integrate information across sensor networks.
- **Cloud Infrastructure:** Support large-scale model training, computationally intensive analytics, long-term data management, global optimization, and centralized model development.

This hierarchical organization enables local devices to maintain essential intelligence while benefiting from the computational capabilities of larger edge and cloud resources when connectivity and operational conditions permit.

A distributed architecture can also support model updates and knowledge transfer. More sophisticated models may be trained or refined using centralized computational resources, after which optimized versions are transferred to embedded devices for local inference.

Consequently, edge-native cognition represents a shift from exclusively centralized intelligence toward a distributed model in which computational responsibilities are coordinated across multiple levels of the computing infrastructure.

❖ **Adaptation to Physical and Operational Constraints**

Embedded intelligence must operate within the physical constraints of its deployment environment. Unlike centralized computing infrastructure, embedded devices frequently experience restricted power availability, limited thermal dissipation, variable communication conditions, constrained memory capacity, and continuously changing sensor inputs.

These constraints influence not only model architecture but also the scheduling and execution of inference workloads.

For example, a battery-powered autonomous device may prioritize low-energy inference, whereas an industrial inspection system may prioritize deterministic response times and continuous processing availability.

Similarly, a wearable sensing device may employ highly compact models and intermittent inference to conserve battery capacity, while a robotic platform may require continuous perception and rapid interpretation of multimodal sensor inputs.

Edge-native cognition therefore requires the coordination of several operational considerations:

- **Resource-Aware Inference:** Adjusts computational workloads according to available processing capacity, memory resources, and power budgets.
- **Latency-Aware Execution:** Prioritizes time-sensitive inference operations and minimizes unnecessary processing delays.
- **Energy-Aware Scheduling:** Coordinates inference frequency, computational intensity, and processing activity to maintain acceptable energy consumption.
- **Context-Aware Processing:** Selects relevant sensing and inference operations according to environmental conditions and application requirements.

- **Fault-Tolerant Operation:** Maintains essential inference functions when communication links, external services, or selected computational resources become unavailable.

These capabilities allow embedded systems to maintain useful perception and decision-support functions despite operational variability and resource limitations.

❖ **From Model Optimization to Autonomous Physical Intelligence**

The significance of edge-native cognition extends beyond reducing the size and computational requirements of neural networks. It enables embedded platforms to integrate perception, interpretation, and localized decision-making within the physical environments in which they operate.

In Physical AI systems, embedded intelligence connects neural-network inference with sensing devices, actuators, communication interfaces, and real-time control mechanisms.

For example, an autonomous robotic platform may use compact vision and sensor-fusion networks to identify objects, estimate environmental conditions, and support navigation. An industrial monitoring system may analyze vibration, temperature, and acoustic signals to identify abnormal equipment behavior and initiate appropriate maintenance responses.

In both cases, the optimized neural network functions as part of a larger cyber-physical architecture rather than as an isolated computational model.

This integration requires coordination among perception models, sensor interfaces, processing resources, communication mechanisms, control software, and application-specific safety requirements.

Importantly, local AI inference does not automatically establish full autonomy. Autonomous behavior also depends on reliable state estimation, planning, control, system supervision, and appropriate safety mechanisms. Nevertheless, efficient edge-native inference provides a fundamental computational foundation for these capabilities.

Integration into Distributed Physical AI Architectures

The combined application of model compression, computational graph optimization, and localized inference transforms conventional embedded devices into increasingly capable intelligent computing nodes.

By transferring sophisticated learned capabilities into compact architectures and optimizing their execution for local hardware, edge-native cognition enables distributed systems to interpret their environments, recognize relevant conditions, and support timely operational decisions without continuous dependence on centralized computing resources.

When integrated with multimodal sensing, real-time control, edge–cloud coordination, distributed learning, and adaptive resource management, these capabilities contribute to the development of intelligent Physical AI ecosystems.

Such ecosystems distribute perception and decision-support capabilities across embedded devices, edge gateways, and cloud infrastructure, allowing computational responsibilities to be allocated according to operational requirements and available resources.

In effect, model optimization transforms **cloud-trained intelligence into edge-native cognition**, enabling embedded platforms to function as perceptive, responsive, and computationally efficient agents within distributed Physical AI environments.

The broader architectural significance is that intelligence is no longer confined to centralized computing infrastructure. Instead, it becomes increasingly distributed throughout the physical environment, where embedded systems can interpret local conditions, coordinate with neighboring resources, and contribute to autonomous and context-aware system behavior.

The transformation of cloud-trained neural networks into deployable embedded intelligence requires a coordinated set of optimization techniques that address multiple dimensions of computational efficiency. Quantization reduces numerical complexity, pruning eliminates redundant computation, knowledge distillation transfers learned behavior into compact architectures, and computational graph optimization improves execution efficiency on target hardware. Although each technique addresses a different aspect of model deployment, they are often applied in combination to balance accuracy, memory utilization, computational throughput, inference latency, energy consumption, and hardware compatibility. Collectively, these optimization strategies enable the conversion of large-scale neural models into edge-native architectures capable of operating effectively within the stringent resource constraints of embedded AI platforms. Table 9.1-A2 summarizes the principal model-optimization techniques and their respective roles in preparing neural networks for edge deployment.

Table 9.1-A2 provides a structured overview of the primary optimization techniques used to adapt cloud-trained neural networks for deployment on embedded and edge-computing platforms. The table highlights the objectives, mechanisms, resource benefits, deployment considerations, and representative applications associated with each approach. Rather than focusing solely on reducing model size, these techniques collectively address the broader challenge of aligning AI models with the computational, memory, power, and latency constraints of edge hardware while preserving the predictive capabilities necessary for reliable operation.

Table 9.1-A2 — AI Model Compression, Quantization, and Pruning Techniques for Edge Deployment

Optimization Technique	Primary Objective	Core Mechanism	Resource Benefits	Deployment Considerations	Representative Edge Applications
Hardware	Reduce numerical precision requirements	Convert FP32/FP16 parameters to INT8, INT4, or low-bit formats supported by embedded hardware	Reduced memory footprint, lower bandwidth demand, lower energy consumption	Accuracy-sensitive layers may require higher precision	TinyML, sensor analytics, embedded vision
Quant	Preserve accuracy under low-precision execution	Simulate quantization effects during training or fine-tuning	Improves robustness to quantization error	Increased training complexity	Object detection, industrial monitoring
Post-Training Quantization	Accelerate deployment of existing models	Convert trained models without full retraining	Rapid optimization workflow	May incur larger accuracy reductions than QAT	Edge diagnostics, predictive maintenance
Mixed-Precision Quantization	Balance efficiency and accuracy	Assign different precisions to different layers	Optimized performance–accuracy tradeoff	Requires hardware support for multiple precisions	Autonomous perception, sensor fusion
Structured Pruning	Remove redundant	Eliminate filters, channels,	Reduces model size and	Architecture redesign may be required	MCU-based vision and audio models

	computational structures	neurons, heads, or layers	computational workload		
Unstructured Pruning	Remove low-impact parameters	Eliminate individual weights to create sparsity	Reduced storage requirements	Benefits depend on sparse-computation support	Sparse neural accelerators
Knowledge Distillation	Transfer intelligence into smaller architectures	Train compact student model from larger teacher model	Significant reduction in model complexity	Requires teacher–student training framework	Edge vision, speech recognition
Feature-Level Distillation	Replicate internal representations	Transfer intermediate learned features	Preserves representational quality	Selection of distillation layers is critical	Sensor fusion, anomaly detection
Behavioral Distillation	Mimic teacher decision behavior	Learn output relationships and decision patterns	Retains task performance with fewer resources	Application-dependent effectiveness	Human–machine interaction
Operator Fusion	Reduce execution overhead	Merge multiple neural operations into unified kernels	Lower latency and memory traffic	Hardware-specific implementation	Real-time embedded inference
Memory Layout Optimization	Improve data locality	Reorganize memory allocation	Reduced data movement and	Must match target architecture	Embedded NPUs and DSPs

		and tensor layouts	power consumption		
Compiler-Level Graph	Improve execution efficiency	Constant folding, graph simplification, kernel selection	Faster inference and improved resource utilization	Device-specific optimization pipelines	Production edge deployments

Architectural Significance of Edge Model Optimization Techniques

The optimization techniques summarized in Table 9.1-A2 illustrate that successful edge AI deployment depends on more than simply transferring a trained neural network from a cloud environment to an embedded device. Instead, deployment requires a systematic restructuring of the model so that its computational behavior aligns with the architectural characteristics of the target hardware platform. The techniques presented in the table address this challenge from complementary perspectives, collectively transforming computationally intensive models into efficient and deployable edge-native intelligence.

A central theme throughout the table is the adaptation of neural computation to constrained hardware resources. **Quantization-based techniques**, including hardware-aligned quantization, quantization-aware training, post-training quantization, and mixed-precision optimization, reduce the numerical representation requirements of model parameters and activations. By lowering arithmetic precision, these approaches decrease memory consumption, reduce data-transfer requirements, and improve computational efficiency. At the same time, the distinctions among the various quantization methods illustrate the need to balance implementation simplicity against predictive performance. While post-training quantization provides rapid deployment advantages, quantization-aware training often preserves accuracy more effectively by enabling the model to adapt to reduced numerical precision during training.

The table further demonstrates that reducing computational complexity involves more than modifying numerical representations. **Pruning techniques** directly target structural redundancy within the model architecture. Structured pruning removes entire computational components, such as filters, channels, neurons, or attention heads, thereby producing architectures that can execute more efficiently on many embedded processors. Unstructured pruning, in contrast, creates sparse parameter matrices by eliminating individual weights. Although such sparsity can substantially reduce storage requirements, the corresponding performance gains depend heavily on whether the underlying hardware and software stack can efficiently exploit sparse

computation. This distinction highlights the importance of considering deployment architecture when selecting optimization strategies.

A complementary approach is provided by **knowledge distillation**, which focuses on transferring intelligence rather than compressing an existing architecture directly. Through teacher-student learning frameworks, large neural networks can transfer selected representational and decision-making capabilities to smaller models specifically designed for embedded deployment. The inclusion of feature-level, behavioral, and task-specific distillation methods in the table illustrates that knowledge transfer can occur at multiple levels of abstraction. This enables compact neural architectures to achieve performance levels that would otherwise be difficult to obtain given their limited computational capacity.

The final group of techniques emphasizes the importance of optimizing model execution rather than solely modifying model structure. **Operator fusion, memory-layout optimization, and compiler-level graph optimization** improve the manner in which neural networks execute on hardware by reducing unnecessary memory transfers, minimizing execution overhead, and aligning workloads with device-specific processing capabilities. These techniques address an increasingly important reality of embedded AI systems: energy consumption and performance limitations often arise not only from arithmetic computation but also from data movement throughout the memory hierarchy. Consequently, improving execution efficiency can produce substantial benefits even when the underlying model architecture remains unchanged.

Viewed collectively, the techniques in Table 9.1-A2 form a layered optimization framework that operates across numerical representation, architectural structure, learned knowledge, and execution behavior. Quantization reduces precision requirements, pruning removes redundancy, distillation transfers intelligence into compact architectures, and graph optimization improves hardware execution. Each technique contributes to a different stage of the deployment process, yet all share a common objective: enabling sophisticated AI capabilities to operate effectively within the severe resource constraints characteristic of embedded systems.

Ultimately, the table illustrates the broader architectural transition from cloud-scale intelligence to edge-native cognition. Models that originally require substantial computational resources can be transformed into efficient, hardware-compatible representations capable of supporting real-time perception, anomaly detection, sensor interpretation, autonomous decision support, and other intelligent functions directly at the edge of distributed AI networks. These optimization techniques therefore serve as a critical bridge between large-scale AI model development and practical deployment within Physical AI systems, AIoT devices, and resource-constrained embedded environments.

While Table 9.1-A2 summarizes the principal techniques used to optimize neural networks for embedded deployment, the transformation from cloud-scale intelligence to edge-native cognition is most clearly understood as an integrated optimization workflow. In practice, quantization, pruning, knowledge distillation, and computational graph optimization are not isolated processes but complementary stages within a broader deployment pipeline. Each stage progressively reduces computational complexity, memory requirements, energy consumption, and execution overhead while preserving the representational and decision-making capabilities required by the target application. Figure 9.1-A2 extends the perspective provided in Table 9.1-A2 by illustrating how these optimization processes collectively transform resource-intensive cloud-trained models into compact, efficient, and hardware-compatible architectures suitable for embedded AI systems.

Figure 9.1-A2 presents a conceptual overview of the model-transformation process through which cloud-trained neural networks are adapted for deployment on embedded and edge-computing platforms. The figure illustrates the progressive application of quantization, pruning, knowledge distillation, and execution-level optimizations that collectively convert computationally intensive models into efficient edge-native architectures. In addition to depicting the technical stages of optimization, the figure highlights the deployment objectives that guide these transformations, including reductions in memory usage, computational complexity, inference latency, and energy consumption while maintaining acceptable levels of predictive accuracy and operational reliability.

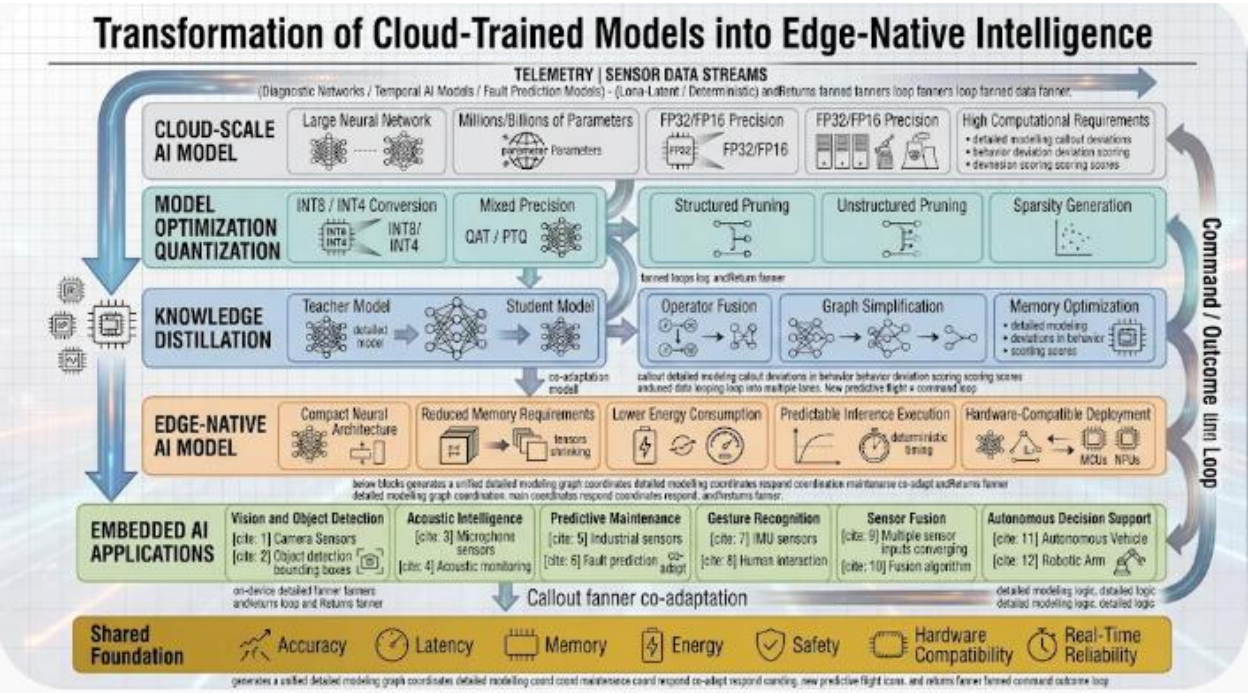

Figure 9.1-A2 — Transformation of Cloud-Trained Models into Edge-Native Intelligence

The figure illustrates the process through which large cloud-trained neural networks are systematically optimized for deployment on embedded and edge-computing platforms. Through quantization, pruning, knowledge distillation, sparsity generation, operator fusion, memory optimization, and computational graph transformation, resource-intensive AI models are converted into compact architectures capable of efficient execution within constrained memory, processing, and energy budgets. The resulting edge-native models support a wide range of embedded AI applications while balancing accuracy, latency, power consumption, hardware compatibility, safety, and real-time operational requirements.

Legend

Figure Element	***Description***
Cloud-Scale AI Model	*Original model developed and trained using cloud-scale computational resources, often containing millions or billions of parameters.*
Model	*Numerical precision reduction using INT8, INT4, mixed precision, quantization-aware training, and post-training quantization techniques.*
Knowledge Distillation Layer	*Transfer of learned behavior from larger teacher models to smaller student models optimized for deployment.*
Pruning and Sparsity Generation Components	*Removal of redundant parameters, channels, filters, neurons, and computational structures to reduce complexity.*
Graph Optimization Components	*Operator fusion, graph simplification, memory-layout optimization, and compiler-level execution improvements.*
Edge-Native AI Model	*Compact, hardware-compatible model optimized for embedded deployment and resource-constrained inference.*
Embedded AI Applications Lay	*Example deployment domains including vision, acoustic intelligence, predictive maintenance, gesture recognition, sensor fusion, and autonomous decision support.*
Telemetry and Sensor Data Streams	*Information acquired from operational environments and supplied to deployed edge models.*
Command and Outcome Control Loop	*Feedback pathway through which optimized models generate operational responses and influence physical systems.*

Shared Foundation Metrics	*Deployment objectives including accuracy, latency, memory efficiency, energy efficiency, safety, hardware compatibility, and real-time reliability.*

From Model Optimization to Edge-Native Cognition

Figure 9.1-A2 illustrates that edge deployment is not a single optimization step but a multi-stage architectural transformation process that converts cloud-trained intelligence into a computational form compatible with embedded hardware. The figure emphasizes that successful deployment requires coordinated modifications to numerical representation, model structure, learned knowledge, and execution behavior, all while preserving the functional capabilities needed by the target application.

The transformation begins with the **cloud-scale AI model**, which represents the environment in which most contemporary neural networks are initially developed. These models typically leverage high-performance training infrastructure and large memory capacities, allowing researchers and engineers to prioritize predictive performance without being constrained by the limitations of deployment hardware. However, the computational demands associated with such architectures often exceed the resources available on embedded devices.

The first stage of adaptation involves **model optimization and quantization**, where numerical representations are modified to reduce computational cost. The figure highlights multiple quantization pathways, including INT8 and INT4 conversion, mixed-precision execution, quantization-aware training, and post-training quantization. These approaches collectively reduce memory consumption and arithmetic complexity while aligning model execution with the capabilities of embedded processors, NPUs, and DSPs.

The figure further emphasizes the role of **knowledge distillation**, which addresses deployment challenges from a different perspective. Rather than compressing the original model directly, distillation transfers selected representational and decision-making capabilities from a large teacher model into a smaller student model. This process enables compact neural architectures to achieve performance levels that would otherwise require substantially greater computational resources.

Additional reductions in model complexity are achieved through **pruning and sparsity generation**. By removing redundant parameters and computational pathways, pruning simplifies neural architectures and decreases storage and processing requirements. The distinction between structured and unstructured pruning visible within the figure underscores the importance of aligning optimization strategies with the capabilities of the target hardware

platform.

The next stage involves **computational graph optimization**, which improves execution efficiency without necessarily changing the learned behavior of the model. Operator fusion, graph simplification, and memory-layout optimization reduce unnecessary data movement and improve compatibility with the memory hierarchy and processing architecture of embedded devices. The figure thereby reinforces a key principle of edge AI design: optimizing computation often requires optimizing data movement as much as arithmetic operations.

Collectively, these transformations produce the **edge-native AI model**, which occupies the central outcome stage of the optimization pipeline. The characteristics shown in the figure, including compact architecture, reduced memory requirements, lower energy consumption, predictable execution behavior, and hardware compatibility, represent the primary objectives of edge-oriented model engineering. Rather than simply creating a smaller network, the optimization process creates a model capable of operating reliably under the practical constraints imposed by embedded systems.

The figure also demonstrates that optimization ultimately serves practical application requirements. The lower deployment layer highlights representative domains, including visual perception, acoustic intelligence, predictive maintenance, gesture recognition, sensor fusion, and autonomous decision support. These applications illustrate the diverse operational contexts in which optimized models enable intelligent behavior directly at the point of data generation.

Particularly noteworthy is the presence of the **shared foundation metrics** extending across the bottom of the figure. Accuracy, latency, memory efficiency, energy consumption, safety, hardware compatibility, and real-time reliability collectively define the engineering objectives that guide optimization decisions. The figure therefore conveys an important architectural insight: successful edge deployment involves balancing multiple competing requirements rather than maximizing any single performance metric.

Taken together, Figure 9.1-A2 demonstrates how model optimization functions as a bridge between cloud-scale learning and embedded intelligence. Through a combination of quantization, pruning, distillation, and execution optimization, large neural networks are transformed into hardware-compatible computational assets capable of supporting autonomous perception, decision-making, and control within distributed Physical AI systems. The resulting edge-native models establish the computational foundation upon which real-time intelligent behavior can be delivered within constrained deployment environments.

The architectural significance of this transformation extends beyond computational efficiency. Once intelligence is embedded within physical devices, neural-network outputs increasingly

influence real-world operations. A visual recognition model may initiate a robotic response; an anomaly-detection model may trigger an industrial shutdown procedure; and a perception model may provide control inputs to an autonomous vehicle or unmanned aerial system. In these applications, inference accuracy must be accompanied by predictable execution, bounded processing latency, and appropriate operational safeguards.

Consequently, reducing model size and computational complexity is only one part of preparing AI for physical deployment. The optimized model must also operate within a real-time computational framework that coordinates sensor acquisition, preprocessing, neural inference, decision evaluation, and physical actuation. Execution delays, timing variability, missed deadlines, or unreliable outputs can undermine system performance even when the underlying model achieves high predictive accuracy.

This requirement is especially important in safety-sensitive Physical AI applications, where computational decisions must be delivered within defined temporal constraints and integrated with appropriate monitoring, fault-handling, and safety-control mechanisms.

With neural-network models now optimized for embedded hardware, the next architectural challenge is to ensure that their inference results can be translated into timely, predictable, and operationally reliable actions. This transition—from computationally efficient edge-native models to temporally constrained intelligent control—establishes the foundation for the next component: **Deterministic AI Control Loops and Real-Time Decision Execution**.

c. Deterministic AI Control Loops and Real-Time Decision Execution

Deterministic AI control loops and real-time decision execution constitute the temporal foundation of embedded autonomy, ensuring that AI-driven systems can interpret environmental conditions and generate operational responses within defined timing constraints. In robotics, autonomous vehicles, unmanned aerial systems, medical devices, and industrial automation, AI inference outputs frequently extend beyond information processing or analytical functions: they directly influence physical operations involving motors, brakes, servos, actuators, valves, robotic joints, and safety mechanisms. This direct coupling between computational intelligence and physical actuation makes temporal predictability a fundamental architectural requirement.

Unlike conventional AI applications, in which an inference result may tolerate variable processing delays, embedded Physical AI systems must often complete computational and control operations within predefined execution deadlines. A decision that is accurate but delivered too late may become operationally ineffective or even hazardous. Consequently, real-time AI architectures must ensure that sensor acquisition, data preprocessing, neural inference,

decision evaluation, and control-command generation execute within bounded temporal windows. The objective is not necessarily zero timing variation, but sufficiently predictable execution with controlled jitter and, where hard real-time requirements apply, guaranteed compliance with critical deadlines.

From an architectural perspective, deterministic control loops transform embedded platforms into **real-time cognitive agents**, in which AI models continuously interpret sensor information, estimate operational states, evaluate environmental conditions, and generate control actions according to predefined execution schedules. These systems require close coordination among AI model architecture, processing hardware, memory organization, communication interfaces, and real-time operating systems (RTOS). The entire computational pipeline must be designed to satisfy the temporal requirements of the physical process it controls.

Three interconnected architectural mechanisms establish the foundation for predictable AI execution.

i. Architectural Mechanics for Bounded Latency

To ensure that neural-network inference can operate as a predictable computational component within a real-time control system, embedded architectures employ several optimization and execution-control mechanisms:

- **Static Graph Compilation and Memory Pre-allocation:** Neural-network computational graphs, tensor dimensions, and memory requirements are established during compilation or deployment preparation. Static memory allocation and pre-allocated tensor buffers reduce runtime allocation overhead and eliminate many sources of unpredictable memory-management delays. Where dynamic operations are unavoidable, their execution must be bounded and carefully controlled.
- **SRAM Locality and Predictable Memory Access:** Model weights, activation buffers, intermediate tensors, and frequently accessed operational data may be placed in tightly coupled SRAM or other deterministic memory regions. This reduces dependence on external memory transfers and helps minimize latency variability caused by cache misses, memory contention, and bus arbitration. However, predictable access times depend on the complete memory architecture, including competing workloads and hardware access policies.
- **Deterministic Instruction Execution and Hardware Acceleration:** Specialized matrix-multiplication units, convolution engines, and vector-processing accelerators execute neural-network operations using optimized computational pipelines. Hardware-specific

scheduling, fixed tensor dimensions, bounded operator execution, and controlled dataflow help establish predictable processing times. These characteristics allow inference workloads to be integrated into real-time execution frameworks rather than treated as unrestricted background computations.

- **Worst-Case Execution Time Analysis:** Real-time deployment requires evaluating the maximum credible execution time of critical computational operations under specified operating conditions. Worst-case execution time (WCET) analysis considers processor behavior, memory access, accelerator execution, software scheduling, and relevant interference. Establishing defensible timing bounds is particularly important for systems operating under hard real-time constraints.

Together, these mechanisms reduce execution variability and provide the computational predictability required for latency-sensitive embedded intelligence.

ii. Perception-to-Actuation Synchronization — Maintaining Temporal Coherence

A deterministic AI control loop must coordinate the timing of environmental observation, computational interpretation, and physical response. Even when individual processing stages execute efficiently, inconsistent timing between sensor acquisition and actuation can produce outdated decisions, control instability, or degraded system performance.

The perception-to-actuation pipeline therefore requires end-to-end temporal coordination:

- **Synchronized Sensor Acquisition and Inference:** Sensor sampling, timestamp generation, data ingestion, preprocessing, and neural-network execution are coordinated through hardware timers, synchronized clocks, interrupt mechanisms, or RTOS scheduling policies. This ensures that AI inference operates on appropriately timed observations and that the relationship between sensor acquisition and decision execution remains measurable.
- **Bounded End-to-End Loop Latency:** The total delay between capturing a physical state and applying the corresponding control action must remain within the timing requirements of the controlled system. This includes sensor acquisition, preprocessing, inference, decision evaluation, communication, and actuator response. Reducing transport delay is particularly important in high-dynamic applications such as quadrotors, autonomous vehicles, robotic manipulators, and precision motor-control systems.
- **Temporal Consistency and State Validity:** AI decisions must reflect sufficiently recent and internally consistent sensor information. Timestamp-based processing, sensor

synchronization, bounded buffering, and stale-data detection help prevent control decisions from relying on outdated or temporally inconsistent observations.

- **Deadline-Aware Control Execution:** Each control cycle operates according to a defined execution period and deadline. The system must complete its critical computations and deliver the required control output within the available timing budget. When deadlines cannot be met, predefined fault-handling or degraded-operation mechanisms must prevent uncontrolled execution.

For example, an autonomous quadrotor must continuously coordinate inertial measurement unit (IMU) readings, state estimation, control calculations, and motor commands. Delays or excessive timing variability can degrade attitude stabilization and flight performance. Similarly, robotic manipulators require coordinated sensing and actuation to maintain trajectory accuracy, prevent collisions, and respond appropriately to changing physical conditions.

The architectural objective is therefore to preserve **temporal coherence** across the complete perception-to-actuation pathway, ensuring that computational decisions remain synchronized with the physical processes they influence.

iii. Hardware–RTOS Integration — Establishing Predictable Execution and Scheduling

Deterministic AI control requires coordinated operation between embedded processing hardware and real-time software infrastructure. The RTOS manages task scheduling, interrupt handling, resource allocation, and communication among computational components, ensuring that critical AI and control operations receive the processing resources required to meet their deadlines.

Important integration mechanisms include:

- **Priority-Based Task and Interrupt Scheduling:** RTOS schedulers assign execution priorities according to task criticality and timing requirements. Safety-related interrupts and time-critical control tasks can preempt lower-priority activities, subject to carefully designed scheduling and interrupt-latency constraints. This allows critical control operations to remain responsive even when background analytics, communications, or noncritical AI workloads are active.
- **Bounded WCET and Scheduling Analysis:** Critical tasks must have defensible worst-case execution-time estimates that account for processor execution, memory access, accelerator utilization, synchronization, interrupt interference, and scheduling overhead. These estimates support schedulability analysis, helping establish whether the complete control workload can meet its execution deadlines.

- **Task Isolation and Resource Management:** Computational resources, memory regions, accelerator access, and communication channels are managed to prevent noncritical workloads from interfering with time-sensitive operations. Appropriate partitioning and resource reservations improve timing predictability and system resilience.
- **Fault Detection and Safety-Constrained Execution:** Independent monitoring mechanisms detect missed deadlines, abnormal execution times, invalid inference outputs, sensor failures, and communication interruptions. Depending on the application, the system may transition to a predefined safe state, activate an independent protection mechanism, or continue operating under restricted functionality.
- **Safety and Certification Considerations:** Automotive, aerospace, medical, and industrial applications may require formal timing analysis, software verification, hardware qualification, and compliance with applicable functional-safety standards. AI inference components must be evaluated within the complete system safety architecture rather than assumed to be safe solely because they execute within a predictable time interval.

The integration of embedded AI accelerators with deterministic RTOS scheduling provides the foundation for combining intelligent inference with conventional real-time control engineering.

Importantly, computational determinism and functional safety are related but distinct requirements: predictable execution helps establish temporal reliability, while independent verification, fault containment, monitoring, and safety mechanisms address the consequences of incorrect or unreliable decisions.

Real-Time Embedded Autonomy — From Intelligent Inference to Physical Action

By combining bounded inference execution, synchronized perception-to-actuation pipelines, and real-time operating-system coordination, embedded AI systems can translate computational intelligence into timely physical responses. These architectures support applications requiring continuous environmental interpretation and rapid operational adaptation, including:

- **Autonomous flight control:** Real-time attitude estimation, stabilization, navigation, and motor-command generation in unmanned aerial systems.
- **Precision robotic manipulation:** Coordinated perception, trajectory planning, motion control, and actuator synchronization.
- **Industrial motion control:** Adaptive motor control, equipment monitoring, coordinated machinery operation, and rapid response to abnormal operating conditions.

- **Automotive intelligence:** Time-constrained perception and control functions supporting vehicle dynamics, braking assistance, and autonomous driving subsystems.
- **Medical and assistive technologies:** Responsive monitoring, device control, and human–machine interaction under application-specific timing and safety requirements.

These capabilities transform embedded platforms from conventional reactive machines into **real-time autonomous actors**, capable of coordinating perception, computation, and physical execution within defined temporal constraints.

Nevertheless, deterministic execution alone does not guarantee intelligent or safe behavior. A system may complete every computational operation within its prescribed deadline while still making an incorrect decision because of incomplete sensor information, environmental ambiguity, inaccurate model predictions, or conflicting observations from different sensing modalities. Reliable Physical AI therefore requires two complementary capabilities: the ability to make decisions at the appropriate time and the ability to understand the physical environment with sufficient accuracy and contextual awareness.

The ability of an embedded AI system to generate accurate predictions is only one component of effective autonomous operation. In Physical AI environments, intelligent decisions must also be produced within predictable time constraints that are consistent with the dynamics of the controlled process. Achieving this objective requires coordinated architectural mechanisms that govern computation, memory access, scheduling, synchronization, fault management, and control execution. Deterministic AI control loops therefore emerge from the integration of hardware, software, and real-time scheduling strategies that collectively ensure temporal reliability throughout the perception-to-actuation pipeline. Table 9.1-A3 summarizes the principal architectural mechanisms that enable bounded-latency inference, synchronized decision execution, and predictable real-time control in embedded AI systems.

Table 9.1-A3 provides a structured overview of the architectural foundations required to transform embedded AI inference into temporally reliable physical action. The mechanisms presented in the table address three interconnected dimensions of deterministic execution: bounded-latency computation, perception-to-actuation synchronization, and hardware–RTOS coordination. Collectively, these architectural elements help ensure that sensing, inference, decision evaluation, and control-command generation occur within defined timing constraints while maintaining operational reliability and safety. The table illustrates that deterministic AI execution depends not on a single optimization technique but on the coordinated management of computational resources, scheduling policies, memory systems, and execution workflows throughout the embedded platform.

Table 9.1-A3. Architectural Mechanisms for Deterministic AI Control Loops and Real-Time Decision Execution

Architectural Domain	Core Mechanism	Primary Function	Contribution to Deterministic Execution	Potential Challenges	Representative Applications
Bounded Latency Architecture	Static Graph Compilation and Memory Pre-allocation	Establish computational graphs, tensor dimensions, and memory allocations before deployment	Eliminates many sources of runtime allocation delays and execution variability	Supporting dynamic operations while preserving timing guarantees	Industrial controllers, robotic systems
Bounded Latency Architecture	SRAM Locality and Predictable Memory Access	Store model weights, activations, and operational data in deterministic memory regions	Reduces latency variability associated with cache misses, memory contention, and bus arbitration	Limited on-chip memory resources and competing memory-access demands	Embedded AI accelerators, autonomous platforms
Bounded Latency Architecture	Deterministic Instruction Execution and Hardware Acceleration	Execute neural-network workloads using optimized accelerators and fixed	Produces bounded and predictable inference execution behavior	Hardware-specific optimization and portability constraints	NPUs, DSPs, FPGA-based inference platforms

		computational pipelines			
Bounded Latency Architecture	Worst-Case Execution Time (WCET) Analysis	Establish maximum credible execution times for critical computational operations	Supports temporal verification and deadline assurance	Accurately modeling interference and complex hardware behaviors	Safety-critical automation and embedded control systems
Perception-to-Actuation Synchronization	Synchronized Sensor Acquisition and Inference	Coordinate sensing, preprocessing, timestamping, and AI execution	Maintains alignment between environmental observations and computational decisions	Clock synchronization errors and sensor timing drift	Autonomous vehicles, UAVs, robotic systems
Perception-to-Actuation Synchronization	Bounded End-to-End Loop Latency	Control total delay from physical observation to control action	Ensures responsiveness to changing environmental conditions	Communication overhead, processing delays, and actuator response times	Motion-control systems, autonomous navigation
Perception-to-Actuation Synchronization	Temporal Consistency and State Validation	Verify that decisions are based on current, synchronized, and valid observations	Prevents stale or temporally inconsistent data from influencing control decisions	Multisensor synchronization and buffering complexity	Sensor-fusion and environmental-monitoring systems

Perception-to-Actuation Synchronization	Deadline-Aware Control Execution	Complete critical computations and control actions within defined scheduling periods	Prevents deadline violations and uncontrolled execution behavior	Designing appropriate fault-handling and degraded-operation strategies	Cyber-physical systems and safety-critical automation
Hardware–RTOS Integration	Priority-Based Task and Interrupt Scheduling	Allocate processor time according to task criticality and timing requirements	Ensures that AI inference and control tasks receive timely execution resources	Priority inversion, interrupt latency, and resource contention	Autonomous robots, industrial automation platforms
Hardware–RTOS Integration	Bounded WCET and Scheduling Analysis	Evaluate execution-time bounds and verify schedulability across all critical workloads	Establishes defensible timing guarantees and validates deadline compliance	Heterogeneous hardware interactions and mixed-criticality scheduling complexity	Safety-critical robotics, automotive control systems, aerospace flight computers
Hardware–RTOS Integration	Task Isolation and Resource Management	Partition processor time, memory regions, accelerators, and communication resources	Prevents noncritical workloads from interfering with time-sensitive operations	Increased partitioning complexity and resource-management overhead	Mixed-criticality embedded systems

Hardware–RTOS Integration	Fault Detection and Safety-Constrained Execution	Detect missed deadlines, abnormal execution behavior, sensor failures, and invalid inference outputs	Supports graceful degradation, fail-safe transitions, and operational resilience	Balancing safety, availability, and recovery requirements	Medical devices, industrial control, autonomous vehicles
Hardware–RTOS Integration	Safety and Certification Considerations	Support verification, validation, qualification, and compliance with functional-safety requirements	Provides assurance for deployment in regulated and safety-critical environments	Extensive testing, documentation, and certification effort	ISO 26262 automotive systems, DO-178C aerospace systems, IEC 61508 industrial systems

Architectural Significance of Deterministic AI Control Mechanisms

The mechanisms summarized in Table 9.1-A3 demonstrate that deterministic AI execution is fundamentally a systems-engineering challenge involving the coordination of computation, timing, control, and resource management. Real-time autonomous behavior emerges not merely from fast processing but from the ability to produce computational results within predictable and verifiable temporal boundaries. Consequently, the architectural mechanisms described in the table are designed to reduce execution variability, preserve temporal coherence, and support dependable interaction with physical processes.

A useful way to understand the table is to view its mechanisms as operating across three complementary layers of temporal control. The first layer establishes computational predictability, the second preserves synchronization between perception and action, and the third ensures that system resources are managed in a manner consistent with real-time

requirements. Together, these layers create the temporal foundation upon which embedded autonomy depends.

The first group of mechanisms, categorized under **Bounded Latency Architecture**, focuses on controlling the timing characteristics of AI execution itself. Techniques such as static graph compilation and memory pre-allocation reduce runtime uncertainty by eliminating many sources of dynamic computational variability. Similarly, SRAM locality and predictable memory-access strategies seek to minimize latency fluctuations associated with external memory transfers, cache misses, and resource contention. Deterministic hardware acceleration further contributes to predictable execution by employing specialized computational pipelines designed to execute neural-network operations within bounded processing intervals. Complementing these approaches, Worst-Case Execution Time (WCET) analysis establishes defensible timing limits for critical computational tasks, providing a basis for deadline verification and schedulability assessment.

The second architectural domain, **Perception-to-Actuation Synchronization**, extends temporal control beyond individual computational operations and considers the entire control loop from environmental observation to physical response. Synchronized sensor acquisition and inference ensure that AI decisions are based on temporally relevant observations, while bounded end-to-end loop latency controls the total delay between sensing and actuation. Temporal consistency and state validation mechanisms help prevent decision-making based on stale or inconsistent information, which can be particularly problematic in highly dynamic environments. Deadline-aware control execution further ensures that critical decisions are delivered within the temporal constraints imposed by the controlled system. These mechanisms collectively maintain temporal coherence, ensuring that computational decisions remain aligned with the changing state of the physical environment.

The third category, **Hardware–RTOS Integration**, addresses the management of computational resources needed to sustain deterministic execution during operation. Priority-based task and interrupt scheduling ensures that critical control and AI tasks receive processor access according to their timing requirements. Bounded WCET and scheduling analysis extend timing assurance from individual computations to complete workloads, supporting system-level schedulability verification. Task isolation and resource-management mechanisms prevent interference from noncritical activities by partitioning processor time, memory resources, accelerators, and communication channels. Fault-detection and safety-constrained execution mechanisms monitor system behavior for missed deadlines, abnormal execution patterns, and invalid outputs, enabling predefined recovery or safe-state procedures when necessary. Finally, safety and certification considerations recognize that deterministic timing alone does not guarantee

trustworthy operation; formal verification, validation, and compliance activities remain essential in safety-critical domains.

An important observation emerging from the table is that deterministic execution and functional safety are related but distinct architectural objectives. Bounded and predictable execution improves temporal reliability by ensuring that decisions are delivered when required. Functional safety, however, also depends on the correctness of these decisions, the integrity of sensor inputs, the reliability of hardware and software components, and the availability of appropriate monitoring and fault-management mechanisms. As a result, deterministic execution is best understood as one essential element within a broader safety and reliability framework rather than as a complete assurance mechanism.

Collectively, the mechanisms presented in Table 9.1-A3 illustrate how embedded AI systems evolve from computational platforms into real-time autonomous actors capable of interacting with physical environments under defined temporal constraints. By integrating bounded-latency computation, synchronized perception-to-actuation workflows, and RTOS-managed resource coordination, these architectures provide the temporal foundation required for robotics, autonomous vehicles, industrial automation, aerospace systems, medical technologies, and other forms of Physical AI. This capability to transform intelligent inference into timely physical action represents a critical step in the progression from embedded cognition to fully autonomous behavior.

While Table 9.1-A3 summarizes the principal architectural mechanisms that support deterministic AI execution, real-time autonomy emerges from the coordinated interaction of these mechanisms within a continuously operating control system. Bounded-latency computation, synchronized sensing, deadline-aware decision execution, and RTOS-managed scheduling must function together to transform AI inference into reliable physical action. Rather than acting as isolated computational processes, these components participate in a closed-loop architecture in which environmental observations are continuously interpreted, evaluated, and translated into operational responses. Figure 9.1-A3 extends the concepts summarized in Table 9.1-A3 by illustrating the end-to-end real-time decision pipeline that links perception, inference, control generation, and physical execution within a deterministic AI control loop.

Figure 9.1-A3 presents a conceptual architecture for deterministic AI control loops and real-time decision execution in embedded Physical AI systems. The figure illustrates how sensor acquisition, state estimation, neural-network inference, decision evaluation, control generation, and physical actuation are organized within a closed-loop computational framework governed by real-time scheduling and timing constraints. By depicting the flow of information between the physical environment and embedded intelligence components, the figure highlights the

mechanisms through which computational decisions are transformed into timely operational responses while maintaining temporal coherence, bounded latency, and execution predictability.

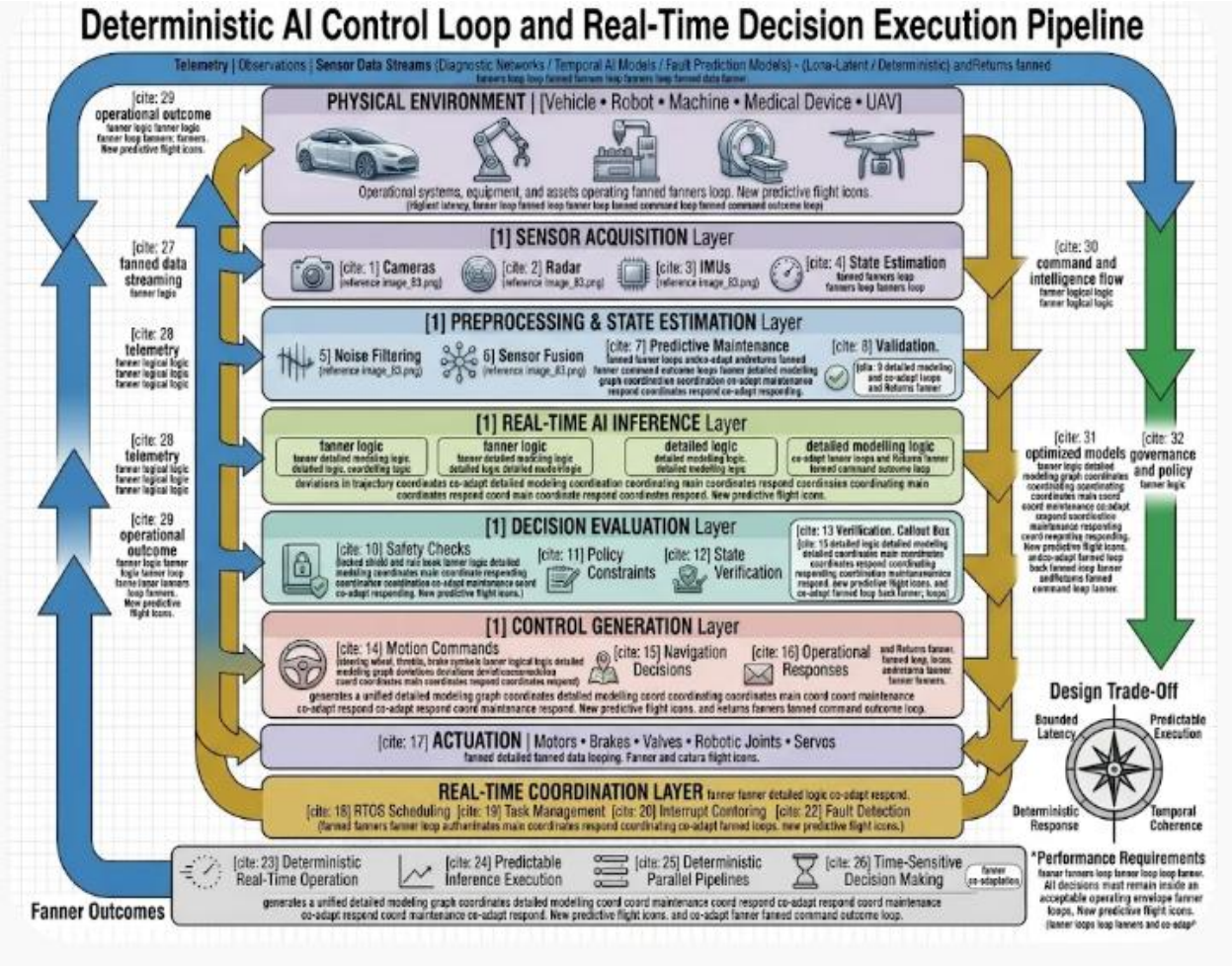

Figure 9.1-A3 — Deterministic AI Control Loop and Real-Time Decision Execution Pipeline

The figure illustrates a closed-loop real-time architecture in which environmental observations are transformed into bounded and predictable control actions through coordinated sensing, preprocessing, neural inference, decision evaluation, control generation, and actuation. Real-time operating system (RTOS) services, timing management, fault monitoring, and scheduling mechanisms operate across the entire pipeline to maintain temporal coherence, meet execution deadlines, and support reliable interaction between computational intelligence and physical systems. The resulting architecture enables embedded AI systems to function as real-time autonomous agents capable of coordinating perception, reasoning, and action within defined temporal constraints.

Legend

Architectural Component	***Description***
Physical Environment Layer	*Represents the external system being monitored and controlled, including vehicles, robots, industrial machines, medical devices, and unmanned systems.*
Sensor Acquisition Layer	*Collects environmental observations through cameras, radar, IMUs, encoders, and other sensing technologies while maintaining temporal synchronization.*
Preprocessing and State Estimation Layer	*Performs signal conditioning, filtering, sensor synchronization, feature extraction, and operational state estimation.*
Real-Time AI Inference Layer	*Executes optimized neural-network models using bounded-latency computational resources and deterministic execution strategies.*
Decision Evaluation Layer	*Applies policy constraints, safety checks, confidence assessment, and state validation before control actions are authorized.*
Control Generation Layer	*Produces actuator commands, navigation instructions, motion-control outputs, or other operational actions.*
Actuation Layer	*Implements physical responses through motors, servos, robotic joints, brakes, valves, and other control mechanisms.*
Real	*Provides RTOS scheduling, interrupt handling, deadline management, resource allocation, and fault monitoring across all execution stages.*
Telemetry and Observation F	*Transfer sensor observations and operational state information throughout the control pipeline.*
Command and Intelligence Flows	*Carry decisions and operational commands toward controlled physical systems.*

Closed	*Continuously update the computational model with information reflecting the consequences of previous control actions.*
Performance and Determinism Metrics	*Latency, temporal coherence, predictable execution, deterministic response, and real-time reliability measures governing system performance.*

From Deterministic Computation to Reliable Physical Action

Figure 9.1-A3 illustrates how deterministic AI architectures transform computational inference into real-time operational behavior through a coordinated perception-to-actuation control loop. Rather than treating AI inference as an isolated computational task, the figure presents intelligence as one component within a larger temporal framework in which sensing, reasoning, decision-making, and physical execution must remain synchronized with the dynamics of the environment.

The process begins within the **Physical Environment Layer**, which represents the external system being observed and influenced. Autonomous vehicles, robots, industrial machines, medical technologies, and unmanned systems continuously generate physical states that must be measured, interpreted, and acted upon. The environment therefore serves simultaneously as the source of observations and the recipient of control actions generated by the embedded AI system.

Environmental information enters the architecture through the **Sensor Acquisition Layer**, where measurements from cameras, radar systems, IMUs, encoders, and other sensors are collected and timestamped. A key architectural objective at this stage is maintaining temporal consistency. Accurate control decisions depend not only on the quality of sensor data but also on knowledge of when those observations were acquired. Consequently, synchronized acquisition mechanisms establish a reliable temporal relationship between sensing and subsequent computational processing.

The **Preprocessing and State Estimation Layer** transforms raw observations into information suitable for higher-level reasoning. Noise filtering, signal conditioning, synchronization, feature extraction, and operational state estimation collectively produce a coherent representation of the system's current condition. This stage reduces uncertainty and provides the contextual information necessary for robust inference and decision-making.

At the center of the architecture is the **Real-Time AI Inference Layer**, where neural-network models generate predictions, classifications, anomaly assessments, state estimates, or control

recommendations. Importantly, the figure emphasizes that these AI computations operate within bounded temporal constraints. Inference must be completed within predictable execution windows so that downstream control operations can occur before critical deadlines are reached. This reflects one of the primary architectural principles of deterministic AI systems: computational accuracy and temporal reliability are equally important components of effective operation.

Following inference, results pass to the **Decision Evaluation Layer**, where additional validation activities occur before actions are executed. Safety checks, policy constraints, state validation procedures, and confidence assessments help ensure that computational outputs remain consistent with operational objectives and system limitations. This layer highlights an important distinction between inference and decision-making. A neural-network prediction alone does not automatically become a control action; additional evaluation may be necessary to ensure safe and appropriate behavior.

The **Control Generation Layer** converts validated decisions into actionable commands suitable for physical execution. Motion-control instructions, navigation decisions, robotic trajectories, braking commands, or other operational responses are generated according to application requirements. These instructions are subsequently delivered to the **Actuation Layer**, where motors, servos, robotic joints, valves, and related mechanisms influence the physical environment.

A defining characteristic of the figure is its representation of **closed-loop feedback**. Every control action modifies the physical environment, generating new observations that reenter the system through the sensing infrastructure. This continuous cycle allows the architecture to adapt to changing conditions and maintain alignment between its internal computational state and the external world.

The figure further highlights the importance of the **Real-Time Coordination Layer**, which operates across all stages of the control loop. RTOS scheduling, interrupt management, deadline monitoring, resource allocation, and fault-detection mechanisms ensure that individual computational components function as an integrated temporal system rather than as independent processes. Without this coordination layer, even highly accurate AI models might fail to meet the timing requirements necessary for dependable operation.

Finally, the performance indicators depicted along the lower portion of the figure emphasize the multidimensional nature of deterministic AI design. Latency, temporal coherence, predictable execution, deterministic response, and real-time reliability must be considered simultaneously. Optimizing a single metric is rarely sufficient; instead, embedded AI systems must balance these

requirements to achieve dependable operation within dynamic physical environments.

Collectively, Figure 9.1-A3 demonstrates that deterministic AI control loops extend beyond neural-network execution to encompass the entire perception-to-action pipeline. Through the integration of synchronized sensing, bounded-latency inference, decision validation, real-time scheduling, and feedback-driven control, embedded AI systems become capable of translating computational intelligence into timely and operationally reliable physical behavior. This capability provides the essential temporal foundation upon which higher-level autonomy and context-aware perception can be built.

This introduces the next architectural challenge: integrating heterogeneous sensor information into a coherent representation of the surrounding environment. Vision, audio, inertial measurement units (IMUs), radar, lidar, thermal imaging, and other sensing technologies provide different but complementary perspectives on physical conditions. Their outputs must be synchronized, interpreted, and combined to support robust environmental understanding and context-aware decision-making.

The transition is therefore from **temporally reliable cognition to multimodal, context-aware perception**. This establishes the foundation for the next component: **On-Device Multimodal AI Sensor Fusion Pipelines**.

d. On-Device Multimodal AI Sensor Fusion Pipelines

On-device multimodal AI sensor fusion pipelines extend embedded intelligence beyond individual sensing capabilities by integrating heterogeneous sensory information into a unified, contextually meaningful representation of the physical environment. Modern Physical AI systems increasingly depend on combinations of vision, audio, inertial measurement units (IMUs), radar, lidar, thermal imaging, proximity sensors, and environmental monitoring devices to perceive physical conditions, recognize objects, estimate motion, identify abnormal events, and support autonomous decision-making. Although each sensor provides valuable information, no individual sensing modality can reliably characterize every aspect of a complex and dynamic environment. Multimodal sensor fusion addresses this limitation by combining complementary observations into a more comprehensive representation of the surrounding physical world.

From an architectural perspective, multimodal fusion transforms embedded devices from collections of independent sensing components into **coordinated perceptual intelligence systems**. Each sensor contributes a distinct information stream, potentially characterized by different spatial resolutions, sampling frequencies, measurement uncertainties, communication delays, and environmental sensitivities. Through signal processing, feature extraction, temporal alignment, statistical estimation, and neural-network-based fusion, these heterogeneous observations can be integrated into a coherent representation that supports perception, prediction, and physical interaction.

This capability represents an important advancement in embedded cognition. Rather than responding to isolated sensor measurements, an AI-enabled device can interpret relationships among multiple observations, evaluate contextual conditions, identify inconsistencies, and generate more informed decisions. Lightweight neural encoders, cross-modal attention mechanisms, temporal fusion networks, and probabilistic estimation techniques enable this integration while remaining compatible with the computational, memory, and energy constraints of embedded inference platforms.

The architecture of an on-device multimodal fusion pipeline can be organized into five interconnected stages.

i. Modality-Specific Feature Extraction — Specialized Neural Encoders for Heterogeneous Sensor Streams

The fusion process begins with the acquisition and preprocessing of sensor information, followed by modality-specific feature extraction. Because different sensors generate fundamentally different data structures, each modality requires appropriate signal-processing and computational techniques.

Lightweight neural encoders transform raw sensor measurements into compact feature representations, or embeddings, that preserve information relevant to the target perception task.

Representative processing architectures include:

- **Vision Processing:** Compact convolutional neural networks (CNNs), MobileNet architectures, and lightweight vision transformers extract spatial features from camera images and video frames. These representations support object recognition, scene understanding, visual tracking, and obstacle detection.
- **Acoustic Processing:** One-dimensional and two-dimensional CNNs, spectrogram-based networks, and lightweight audio transformers analyze acoustic signals for speech recognition, wake-word detection, environmental sound classification, and machinery anomaly detection.
- **Inertial and Motion Processing:** Recurrent neural networks, temporal convolutional networks, and lightweight transformers interpret high-frequency IMU measurements, including acceleration, angular velocity, and orientation-related information. These representations support motion estimation, activity recognition, stabilization, and trajectory analysis.
- **Radar and Lidar Processing:** Point-cloud networks, including PointNet-style architectures, sparse convolutional models, and grid-based neural networks, extract spatial information from three-dimensional measurements and radar range-Doppler representations. These features support object detection, distance estimation, velocity analysis, and environmental mapping.
- **Thermal and Environmental Processing:** Lightweight CNNs, multilayer perceptrons (MLPs), and specialized time-series models interpret thermal distributions, temperature gradients, humidity, pressure, gas concentrations, and other environmental measurements.

The resulting feature embeddings provide a compact representation of each sensing modality, reducing the computational burden associated with transferring raw sensor data directly into a unified fusion network.

ii. Sensor Alignment and Cross-Modal Fusion — Establishing a Unified Perceptual Representation

Following feature extraction, the system must establish meaningful relationships among the

different sensor streams. This requires addressing differences in coordinate systems, measurement scales, sampling frequencies, timestamps, and spatial resolutions.

Sensor calibration and synchronization provide the foundation for reliable multimodal integration. Depending on the application, spatial registration, temporal interpolation, timestamp alignment, and measurement normalization may be required before information from different sensors can be combined.

Three principal fusion strategies are commonly employed:

- **Early Fusion:** Raw sensor measurements or minimally processed features are combined before substantial modality-specific interpretation. This approach allows the network to learn relationships directly from the input data but may require significant computational resources and careful synchronization.
- **Intermediate Fusion:** Each modality is processed independently through a specialized encoder, after which the resulting feature representations are integrated within one or more shared neural-network layers. This approach provides a balance between modality-specific processing and cross-modal interaction and is particularly suitable for resource-constrained embedded AI systems.
- **Late Fusion:** Individual sensor-processing models generate independent predictions, confidence estimates, or decision outputs that are subsequently combined through statistical, probabilistic, or learned decision-level mechanisms. This architecture can provide modularity and support continued operation when individual sensing components become unavailable.

Beyond these conventional approaches, attention-based fusion mechanisms provide more sophisticated ways to integrate heterogeneous information.

Cross-Modal Attention and Adaptive Feature Weighting

Cross-attention mechanisms allow one modality to selectively incorporate relevant information from another modality. For example, visual features may be evaluated in conjunction with radar measurements to improve object localization, while acoustic and visual information may be combined to support human activity recognition.

Context-adaptive weighting mechanisms can also adjust the relative influence of different sensing modalities according to their estimated reliability and relevance.

Examples include:

- In well-illuminated environments, visual information may provide detailed object and scene characteristics.
- In fog, smoke, or other visibility-restricted conditions, radar measurements may provide more reliable distance and motion information.
- During rapid movement, inertial measurements may contribute important motion-related information that complements visual observations.
- Thermal imaging may provide additional information when visible-light imagery becomes less informative.

A shared embedding space can further support joint representation learning, allowing different modalities to contribute to a common perceptual model.

Importantly, adaptive weighting must incorporate sensor-confidence estimation and fault-detection mechanisms. Attention alone does not guarantee that unreliable measurements will be rejected or that the resulting perception will remain accurate under sensor degradation.

iii. Temporal Fusion and Contextual Continuity — Maintaining Perception Across Time

Physical environments are continuously changing. Consequently, multimodal perception cannot rely exclusively on isolated sensor observations or individual inference cycles. Embedded AI systems must maintain temporal continuity by relating current observations to previously estimated environmental conditions and object states.

Temporal fusion mechanisms provide this capability by integrating information across successive time intervals.

Important architectural techniques include:

- **Recurrent and Temporal Memory Structures:** Recurrent neural networks, gated

  recurrent units (GRUs), and lightweight temporal models maintain selected historical information, allowing the system to interpret current observations within a broader temporal context.
- **Temporal Attention Mechanisms:** Temporal attention models identify relevant relationships among observations collected at different times. They can help interpret motion patterns, recognize evolving events, and compensate for asynchronous sensor streams.
- **State Estimation and Filtering:** Kalman filters, extended Kalman filters (EKFs), unscented Kalman filters (UKFs), and particle filters estimate system states by combining

measurements with mathematical models of physical dynamics. Neural-network-assisted state estimation can further incorporate learned representations and nonlinear relationships.

- **Trajectory and Motion Prediction:** Temporal models estimate object movement, velocity, direction, and potential future trajectories, supporting collision avoidance, robotic navigation, and autonomous motion planning.
- **Spatiotemporal Representation Learning:** Specialized architectures combine spatial and temporal information to establish persistent representations of objects, environmental structures, and changing physical conditions.

These mechanisms are particularly important for simultaneous localization and mapping (SLAM), visual-inertial odometry, robotic manipulation, autonomous navigation, human activity recognition, and dynamic obstacle avoidance.

By maintaining continuity across multiple sensing intervals, the embedded system develops a more stable understanding of its environment rather than repeatedly interpreting each sensor observation as an isolated event.

iv. Sensor Confidence, Fault Tolerance, and Graceful Degradation — Maintaining Perceptual Reliability

Multimodal fusion offers an important architectural advantage: the ability to combine complementary sensing capabilities when individual sensors become unreliable. However, sensor diversity alone does not guarantee fault tolerance. Effective robustness requires mechanisms for identifying measurement uncertainty, detecting inconsistent observations, and managing the loss or degradation of individual sensing components.

Several mechanisms contribute to this capability:

- **Sensor Confidence Estimation:** Each sensing modality is associated with an estimated confidence or uncertainty level. These estimates help determine the reliability of individual observations and their contribution to the fused representation.
- **Cross-Modal Consistency Checking:** Measurements from different sensors are compared to identify discrepancies, unexpected relationships, or potentially faulty observations. For example, radar-derived object distance can be compared with visual depth estimates to identify inconsistencies.
- **Missing-Modality Handling:** Fusion architectures are designed to accommodate unavailable or incomplete sensor inputs. Appropriate masking, fallback representations,

and alternative inference pathways help maintain selected perception functions when one or more modalities become unavailable.

- **Sensor Fault Detection and Isolation:** Independent monitoring mechanisms identify sensor failures, calibration drift, abnormal measurements, and communication interruptions. Fault isolation prevents unreliable inputs from silently contaminating downstream perception and decision-making.
- **Graceful Degradation:** When sensor reliability decreases, the system may reduce its operational capabilities, restrict its operating envelope, or transition to a predefined degraded mode. This is particularly important when the remaining sensing modalities cannot provide sufficient information for safe autonomous operation.

For example, an autonomous drone operating in adverse weather may experience reduced visual reliability while continuing to receive inertial and other sensor measurements. Multimodal processing can preserve selected stabilization and state-estimation functions, but the system must also recognize when its remaining perception capabilities are insufficient for continued autonomous navigation.

Accordingly, **perceptual redundancy must be combined with explicit uncertainty management and operational safety constraints**. The objective is not to guarantee uninterrupted autonomy under every condition, but to maintain reliable behavior within the limits of available information and system capabilities.

v. Latency-Bounded Multimodal Execution — Perception Within Embedded Real-Time Constraints

Although multimodal fusion increases perceptual capability, it also introduces additional computational complexity. Processing multiple sensor streams simultaneously can increase memory consumption, accelerator utilization, communication overhead, and inference latency.

These demands must be carefully managed to ensure that the complete perception pipeline remains compatible with the real-time requirements established by the embedded control architecture.

Important optimization mechanisms include:

- **Quantized Multimodal Networks:** Reduced-precision neural architectures decrease memory requirements and accelerate feature extraction and fusion operations on compatible embedded NPUs and DSPs.

- **Fused Computational Graphs:** Operator fusion and hardware-specific graph optimization reduce intermediate memory transfers and improve execution efficiency across modality-specific and shared processing layers.
- **SRAM-Centric Execution:** Local memory allocation, feature-buffer reuse, and optimized tensor layouts reduce unnecessary data movement and improve processing efficiency.
- **Event-Driven Sensor Processing:** Rather than processing every sensor stream continuously at its maximum sampling rate, selected modalities can be activated or processed more intensively when relevant events or environmental conditions are detected.
- **Adaptive Computational Scheduling:** Processing resources are allocated according to sensor importance, task criticality, available energy, and real-time execution requirements.
- **Hierarchical Fusion:** Computationally intensive perception operations can be distributed across embedded processors, local edge accelerators, and higher-level computing nodes when the application permits. Safety-critical local functions remain independent of remote connectivity when required by the system's operational design.

The resulting architecture balances perceptual richness with computational efficiency, allowing embedded systems to maintain context-aware perception without exceeding their available processing, memory, and energy budgets.

Multimodal Fusion as the Foundation of Situationally Aware Embedded Autonomy

The integration of modality-specific neural processing, cross-sensor fusion, temporal estimation, uncertainty management, and latency-bounded execution transforms conventional embedded sensing architectures into **situationally aware intelligent systems**. Rather than relying on isolated measurements, these systems construct increasingly comprehensive representations of their physical environments and use those representations to support perception, prediction, and autonomous decision-making.

Representative applications include:

- **Autonomous Robotics:** Combining visual, inertial, depth, and proximity information for localization, obstacle avoidance, navigation, and manipulation.
- **Unmanned Aerial Systems:** Integrating camera imagery, IMU measurements, radar, and other sensing modalities for flight awareness, motion estimation, and navigation.

- **Industrial Automation:** Combining vibration, acoustic, thermal, pressure, and visual measurements for equipment monitoring, predictive maintenance, and process anomaly detection.
- **Autonomous Transportation:** Integrating camera, radar, lidar, and inertial information for object detection, environmental mapping, vehicle localization, and situational awareness.
- **Human–Machine Interaction:** Combining visual, acoustic, motion, and physiological information to interpret human activity, gestures, and interaction context.
- **Intelligent Environmental Monitoring:** Integrating distributed measurements of temperature, humidity, air quality, chemical conditions, and other environmental variables to identify changing physical conditions.

These capabilities establish multimodal perception as an essential component of Physical AI. However, increasingly sophisticated environmental understanding also introduces additional responsibilities concerning uncertainty, reliability, and safe autonomous behavior.

A system may successfully integrate multiple sensor modalities and still produce an incorrect interpretation because of correlated sensor failures, calibration errors, environmental conditions outside its training distribution, model uncertainty, or conflicting observations. Furthermore, an AI model may generate a high-confidence prediction that is nevertheless incorrect. Consequently, multimodal intelligence must be accompanied by mechanisms that evaluate the reliability of its own perceptual outputs and constrain the actions that can be initiated from those outputs.

The effectiveness of multimodal perception depends not only on the availability of diverse sensing technologies but also on the architectural mechanisms that transform heterogeneous observations into coherent and actionable environmental understanding. Embedded AI systems must extract meaningful features from fundamentally different data sources, establish relationships among multiple sensing modalities, preserve temporal continuity, manage uncertainty, and execute perception algorithms within strict computational and real-time constraints. These requirements necessitate a structured fusion architecture in which multiple processing stages operate together to support robust situational awareness. Table 9.1-A4 summarizes the principal architectural components of on-device multimodal AI sensor fusion pipelines and highlights their respective roles in creating reliable, context-aware embedded perception systems.

Table 9.1-A4 provides a comprehensive overview of the architectural stages and supporting

mechanisms that enable multimodal sensor fusion within embedded AI platforms. These components collectively transform heterogeneous sensor measurements into unified environmental representations capable of supporting perception, prediction, localization, anomaly detection, and autonomous decision-making. The table illustrates how embedded systems integrate modality-specific processing, cross-modal reasoning, temporal estimation, uncertainty management, and resource-aware execution into a coordinated computational framework. By organizing the fusion process into distinct architectural stages, the table highlights the progression from raw sensor acquisition to situationally aware intelligence.

Table 9.1-A4 — Architectural Components of On-Device Multimodal AI Sensor Fusion Pipelines

Fusion Architecture Stage	Primary Functions	Representative Techniques	Contribution to Perception	Key Challenges	Representative Applications
Modality-Specific Feature Extraction	Transform raw sensor measurements into compact feature embeddings	MobileNet CNNs, lightweight transformers, audio CNNs, PointNet, temporal neural networks, MLPs	Extracts modality-specific information while reducing computational burden	Heterogeneous data structures and sampling rates	Vision systems, acoustic monitoring, IMU-based motion analysis
Sensor Alignment and Cross-Modal Fusion	Synchronize and integrate heterogeneous sensor streams into a unified representation	Early fusion, intermediate fusion, late fusion, spatial registration, timestamp alignment, normalization	Establishes relationships among modalities and improves environmental understanding	Calibration errors, temporal misalignment, coordinate transformations	Autonomous vehicles, robotics, environmental monitoring
Cross-Modal	Dynamically adjust	Attention networks,	Improves robustness	Confidence estimation and	Human activity recognition,

Attention and Adaptive Feature Weighting	modality importance according to context and reliability	shared embedding spaces, adaptive weighting mechanisms	under changing operating conditions	sensor reliability assessment	autonomous navigation
Temporal Fusion and Contextual Continuity	Integrate observations across time and maintain state awareness	GRUs, temporal transformers, Kalman filters, particle filters, trajectory prediction networks	Supports tracking, prediction, localization, and motion understanding	Long-term temporal consistency and state uncertainty	SLAM, visual-inertial odometry, robotic control
Sensor Confidence and Uncertainty Management	Evaluate measurement reliability and identify inconsistent observations	Confidence estimation, uncertainty modeling, consistency checking	Reduces influence of unreliable sensor inputs	Accurate uncertainty quantification	Safety-critical perception systems
Fault Detection and Graceful Degradation	Detect sensor failures and maintain operation under degraded conditions	Fault isolation, missing-modality handling, fallback pathways	Enhances resilience and operational reliability	Managing performance degradation safely	Autonomous drones, industrial automation
Latency-Bounded Multimodal Execution	Execute multimodal processing within embedded	Quantized multimodal networks, fused computational graphs, SRAM-	Supports real-time perception under resource constraints	Balancing accuracy and latency requirements	Edge AI platforms, real-time robotics

	timing constraints	centric execution			
Event-Driven and Adaptive Scheduling	Dynamically allocate computational resources according to operational priorities	Event-triggered processing, adaptive workload management	Improves energy efficiency and responsiveness	Scheduling complexity and workload balancing	Battery-powered autonomous devices
Hierarchical Fusion and Distributed Processing	Partition perception workloads across embedded and edge resources	Multi-tier inference architectures, edge-assisted perception	Increases scalability without sacrificing local autonomy	Communication latency and distributed coordination	Smart infrastructure, connected autonomous systems
Situational Awareness Generation	Produce coherent environmental understanding supporting autonomous decision-making	Multimodal neural fusion architectures, contextual reasoning models	Enables context-aware perception and intelligent behavior	Maintaining reliability under uncertainty	Physical AI systems, intelligent automation

Architectural Significance of Multimodal Sensor Fusion Pipelines

From Independent Sensor Streams to Unified Environmental Understanding

The architectural components summarized in Table 9.1-A4 demonstrate that multimodal perception is fundamentally a process of information integration. Rather than relying on a single sensing modality, embedded AI systems combine complementary sources of information to construct a richer and more reliable understanding of their operating environment. This transformation requires multiple layers of processing that progressively convert heterogeneous sensor observations into coherent perceptual representations capable of supporting intelligent action.

The first stage, **Modality-Specific Feature Extraction**, establishes the computational foundation for multimodal fusion. Because cameras, microphones, IMUs, radar systems, lidar sensors, thermal imagers, and environmental sensors each generate different forms of data, specialized processing architectures are required to extract meaningful information from each modality. Lightweight convolutional networks, temporal models, point-cloud encoders, and related neural architectures produce compact feature embeddings that retain task-relevant information while reducing computational burden. These embeddings act as a common computational currency that facilitates subsequent multimodal integration.

Building upon these representations, **Sensor Alignment and Cross-Modal Fusion** establishes relationships among heterogeneous sensing streams. Spatial registration, temporal synchronization, timestamp alignment, and measurement normalization are necessary because each sensing modality observes the environment through a different physical and computational perspective. Early, intermediate, and late fusion strategies provide alternative approaches for integrating information at different stages of processing, allowing designers to balance computational efficiency, information richness, and deployment requirements.

The table further highlights **Cross-Modal Attention and Adaptive Feature Weighting**, which enable the system to dynamically adjust the contribution of individual sensing modalities according to context and estimated reliability. This capability is particularly valuable in real-world environments where sensing conditions vary continuously. For example, visual information may dominate perception under favorable lighting conditions, whereas radar, thermal sensing, or inertial measurements may become more informative under conditions of darkness, adverse weather, or rapid motion. Adaptive weighting therefore allows sensor fusion to remain responsive to changing operational circumstances rather than relying on fixed assumptions regarding sensor importance.

The next major architectural stage, **Temporal Fusion and Contextual Continuity**, extends perception beyond individual observations by integrating information across time. Dynamic physical environments require continuous interpretation rather than isolated analysis of individual sensor frames. Temporal models, filtering algorithms, trajectory estimation techniques, and state-estimation frameworks enable the system to maintain coherent representations of objects, environmental conditions, and physical processes as they evolve. This temporal continuity supports functions such as localization, tracking, navigation, motion prediction, and dynamic obstacle avoidance.

The table also emphasizes that robust perception requires explicit attention to uncertainty and reliability. **Sensor Confidence and Uncertainty Management** provide mechanisms for estimating the trustworthiness of individual observations and fused representations. Because all

sensing technologies are subject to measurement noise, environmental interference, calibration drift, and operational limitations, uncertainty estimation becomes a critical component of intelligent perception. Complementing these mechanisms, **Fault Detection and Graceful Degradation** help ensure that the system can continue operating when individual sensing modalities become unavailable or unreliable. Through confidence estimation, cross-modal consistency checking, fault isolation, and degraded-operation strategies, multimodal systems can maintain selected functionality even under adverse conditions.

The final architectural mechanisms address the practical reality that multimodal interpretation must operate within finite computational resources. **Latency-Bounded Multimodal Execution**, **Event-Driven and Adaptive Scheduling**, and **Hierarchical Fusion and Distributed Processing** provide strategies for reconciling perceptual sophistication with embedded resource constraints. Quantized neural networks, graph optimizations, SRAM-centric execution, adaptive scheduling policies, and distributed processing architectures help ensure that rich multimodal perception remains compatible with real-time operational requirements and energy limitations.

At the highest level, these components collectively support **Situational Awareness Generation**, which represents the ultimate objective of multimodal perception. Rather than producing isolated classifications or sensor-specific interpretations, the fusion architecture creates a unified representation of environmental conditions that can support prediction, planning, navigation, monitoring, and autonomous decision-making. Situational awareness therefore emerges as an architectural property arising from the interaction of multiple sensing modalities, temporal reasoning processes, uncertainty-management mechanisms, and resource-aware computational workflows.

Taken together, the architectural stages summarized in Table 9.1-A4 illustrate how embedded AI systems evolve from collections of independent sensors into coordinated perceptual intelligence platforms. Through the integration of modality-specific processing, cross-modal fusion, temporal continuity, confidence assessment, fault tolerance, and efficient execution strategies, these systems acquire the ability to perceive, interpret, and reason about complex physical environments. Such capabilities provide the perceptual foundation upon which higher-level autonomy, adaptive behavior, and intelligent decision-making can be built.

While Table 9.1-A4 summarizes the principal architectural stages and supporting mechanisms involved in multimodal sensor fusion, the interaction among these components is most clearly understood when viewed as an integrated perception pipeline. In practice, multimodal intelligence emerges through the continuous coordination of sensing, feature extraction, synchronization, cross-modal reasoning, temporal estimation, uncertainty management, and resource-aware execution. These processes collectively transform heterogeneous sensor

observations into a coherent understanding of the surrounding environment while maintaining compatibility with embedded computational constraints. Figure 9.1-A4 extends the conceptual overview presented in Table 9.1-A4 by illustrating how information flows through an on-device multimodal fusion architecture to produce context-aware perception and support autonomous decision-making.

Figure 9.1-A4 presents a conceptual architecture for on-device multimodal AI sensor fusion within embedded Physical AI systems. The figure illustrates how heterogeneous sensor streams are processed through specialized neural encoders, cross-modal integration mechanisms, temporal reasoning models, confidence-management frameworks, and optimization layers to generate situationally aware perceptual representations. By visualizing the complete pathway from sensor acquisition to autonomous decision support, the figure demonstrates how embedded systems integrate multiple sources of information into a unified environmental understanding while operating within practical memory, energy, and real-time processing constraints.



Figure 9.1-A4 — On-Device Multimodal AI Sensor Fusion Pipeline for Context-Aware Embedded Perception

The figure illustrates a hierarchical embedded perception architecture that transforms heterogeneous sensor observations into a unified environmental representation. Through modality-specific feature extraction, sensor alignment, cross-modal fusion, temporal reasoning, confidence estimation, and fault-

management processes, multiple sensing modalities contribute to a coherent situational model capable of supporting autonomous decision-making. Cross-layer optimization mechanisms ensure that perceptual richness is balanced with the memory, energy, latency, and computational constraints of embedded AI platforms.

Legend

Architectural Component	***Description***
Heterogeneous Sensors Layer	*Sources of multimodal observations, including cameras, microphones, IMUs, radar, lidar, thermal imagers, environmental sensors, and GPS receivers.*
Stage 1: Modality-Specific Feature Extraction	*Specialized neural encoders convert raw sensor measurements into compact feature embeddings appropriate for subsequent fusion operations.*
Stage 2: Sensor Alignment and Cross-Modal Fusion	*Calibration, synchronization, registration, and fusion mechanisms establish relationships among heterogeneous sensor streams.*
Stage 3: Cross-Modal Attention and Adaptive Feature Weighting	*Attention and reliability-weighting mechanisms dynamically adjust the influence of each modality according to context and estimated confidence.*
Stage 4: Temporal Fusion and State Estimation	*Temporal models, filtering algorithms, and state-estimation methods integrate observations across time to preserve environmental continuity.*
Stage 5: Confidence and Fault Management	*Uncertainty estimation, consistency validation, fault detection, and graceful degradation mechanisms protect perceptual reliability.*
Situationally Aware Perceptual Model	*Unified representation of environmental conditions supporting interpretation, prediction, and autonomous reasoning.*

Autonomous Actions and Physical Decisions	*Operational outputs generated from fused environmental understanding, including navigation, control, monitoring, and decision support.*
Telemetry and Data Flows	*Information pathways carrying sensor observations, contextual information, and operational state data throughout the architecture.*
Intelligence and Command Flows	*Decision-oriented information supporting autonomous behavior and interaction with physical systems.*
Cross-Layer Embedded Optimization Functions	*Quantization, graph fusion, SRAM-centric execution, adaptive scheduling, event-driven processing, and other efficiency-enhancing mechanisms.*

From Multimodal Sensing to Situational Awareness

Figure 9.1-A4 illustrates how embedded AI systems evolve from collections of independent sensing devices into coordinated perceptual intelligence architectures. Rather than processing sensor observations in isolation, the architecture integrates multiple sources of information to construct a unified understanding of the surrounding environment. This progression from heterogeneous sensing to situational awareness forms the foundation of context-aware embedded autonomy.

The perception process begins within the **Heterogeneous Sensors Layer**, where measurements are acquired from multiple sensing modalities. Cameras provide visual information, microphones capture acoustic events, IMUs measure motion and orientation, radar and lidar characterize spatial structure and object movement, thermal sensors observe heat distributions, and environmental sensors monitor surrounding physical conditions. Each modality contributes information that reflects a different aspect of the environment, creating opportunities for complementary observation while also introducing challenges related to synchronization, calibration, and uncertainty.

The first computational stage, **Modality-Specific Feature Extraction**, transforms raw sensor measurements into compact representations suitable for integration. Specialized neural encoders are used because each modality exhibits distinct signal characteristics and data structures. Feature embeddings generated at this stage reduce the computational burden

associated with processing raw data while preserving information relevant to subsequent perception tasks.

Following feature extraction, the architecture enters the **Sensor Alignment and Cross-Modal Fusion** stage. Here, temporal synchronization, spatial registration, calibration, and fusion operations establish meaningful relationships among observations originating from different sensors. This stage is essential because multimodal reasoning depends upon the system's ability to determine how measurements collected from distinct sensing mechanisms correspond to the same physical environment. The resulting fused representations provide a richer description of environmental conditions than can be obtained from any individual sensor.

The figure next highlights **Cross-Modal Attention and Adaptive Feature Weighting**, where the system evaluates the relative usefulness of different sensing modalities under current conditions. Rather than assigning fixed importance to individual sensors, attention-based mechanisms dynamically adjust feature contributions according to environmental context and estimated reliability. This allows perception to remain effective across changing operational conditions, including variations in illumination, weather, motion, occlusion, and sensor quality.

The **Temporal Fusion and State Estimation** stage expands perception beyond individual observation cycles. Environmental understanding is inherently dynamic; objects move, conditions change, and operational states evolve over time. Temporal reasoning mechanisms therefore incorporate historical context through recurrent models, attention mechanisms, filtering techniques, and state-estimation algorithms. These processes support localization, tracking, trajectory prediction, environmental mapping, and other functions requiring continuity across multiple observations.

A distinguishing feature of the architecture is the explicit inclusion of **Confidence and Fault Management**. The figure emphasizes that effective multimodal perception requires more than information integration; it also requires evaluation of information reliability. Confidence estimation, consistency analysis, fault detection, and graceful degradation mechanisms provide safeguards against sensor failures, calibration errors, communication interruptions, and anomalous observations. This layer ensures that uncertainty becomes an explicit component of perception rather than an unrecognized source of error.

The outputs of the fusion process converge within the **Situationally Aware Perceptual Model**, which represents the architecture's integrated understanding of the external environment. Rather than generating isolated sensor interpretations, the model combines spatial, temporal, and contextual information into a coherent representation capable of supporting higher-level reasoning. This situational awareness enables embedded systems to identify objects, estimate

states, anticipate future conditions, recognize evolving events, and evaluate operational contexts.

The perceptual model subsequently informs **Autonomous Actions and Physical Decisions**, where environmental understanding contributes to navigation, control, monitoring, anomaly detection, interaction, and other autonomous functions. The figure thus illustrates the direct relationship between perception quality and intelligent behavior. Decisions become more robust because they are derived from an integrated environmental representation rather than from isolated sensor measurements.

The architecture further emphasizes the importance of **cross-layer optimization mechanisms**, including quantization, graph optimization, adaptive scheduling, event-driven computation, and memory-efficient execution. These mechanisms ensure that increasingly sophisticated perception capabilities remain compatible with the processing, memory, energy, and latency constraints characteristic of embedded AI platforms.

Collectively, Figure 9.1-A4 demonstrates that multimodal sensor fusion is much more than a technique for combining sensor data. It is a comprehensive architectural framework that integrates heterogeneous sensing, neural representation learning, temporal reasoning, uncertainty management, and efficient execution into a unified perception system. Through these coordinated processes, embedded AI platforms acquire the situational awareness necessary to support autonomous operation within complex and continuously changing physical environments. This capability forms the perceptual foundation upon which higher-level safety supervision, uncertainty-aware reasoning, and trustworthy autonomous behavior can subsequently be built.

The next architectural challenge is therefore to ensure that embedded autonomy remains safe, predictable, and trustworthy even when sensing conditions deteriorate, AI models become uncertain, or operational circumstances exceed predefined limits. The system must recognize not only what it perceives, but also when its perception is insufficient to justify autonomous action.

This transition from **multimodal perceptual intelligence to safety-constrained autonomous behavior** establishes the foundation for the next component: **Safety-Critical Embedded AI Autonomy and Failsafe Cognitive Mechanisms**, where intelligent systems incorporate uncertainty-aware decision-making, independent safety supervision, fault detection, controlled degradation, and predefined safe-state transitions to protect human users, equipment, and the surrounding environment.

e. Safety-Critical Embedded AI Autonomy and Failsafe Cognitive Mechanisms

Safety-critical embedded AI autonomy and failsafe cognitive mechanisms represent the final maturation of on-device intelligence—the stage at which embedded systems not only perceive, interpret, decide, and act, but also continuously **monitor their own reliability, regulate their behavior, and protect against unsafe operating conditions**. In autonomous vehicles, unmanned aerial vehicles (UAVs), industrial robots, medical devices, and mission-critical automation systems, AI increasingly participates in decisions that directly affect human safety, equipment integrity, and environmental stability. Consequently, embedded AI architectures must extend beyond computational efficiency and real-time responsiveness to incorporate explicit mechanisms for uncertainty assessment, fault detection, operational constraint enforcement, and controlled recovery.

From an AI architectural perspective, traditional mechanical and electronic safeguards are complemented by **cognitive safety mechanisms** that evaluate the reliability of perception and decision-making while maintaining independent safety constraints over system behavior. These mechanisms enable an autonomous device to recognize when its information is incomplete, its model may be operating outside its validated domain, or its proposed action could violate physical or operational limits. Rather than allowing the AI model to exercise unrestricted authority, the architecture establishes a layered relationship among perception, decision-making, safety supervision, and actuation. The AI system proposes actions; the safety supervision layer evaluates their permissibility; and the control system executes only actions that satisfy the applicable constraints.

Uncertainty Quantification and Distribution-Shift Detection — Knowing When Not to Trust the Model

A fundamental requirement of safety-critical autonomy is the ability to estimate when an AI prediction or decision may be unreliable. Conventional inference engines generally produce predictions without establishing whether the input conditions are sufficiently similar to those encountered during training and validation. Safety-aware architectures therefore incorporate uncertainty estimation and runtime monitoring to identify potentially unreliable operating conditions.

- **Confidence-Aware Inference and Uncertainty Estimation:** AI models can produce confidence estimates or uncertainty measures alongside their predictions. Two important categories are *aleatoric uncertainty*, associated with inherent ambiguity or noise in the input data, and *epistemic uncertainty*, associated with limitations in the model's learned representation or knowledge. Depending on the model architecture,

uncertainty may be estimated through calibrated probabilities, ensembles, Bayesian approximations, or other specialized techniques. When uncertainty exceeds predefined operating thresholds, the system can reduce speed, increase safety margins, request additional sensor observations, transition to a simpler control strategy, or initiate a controlled handoff.

- **Out-of-Distribution Detection and Model-Drift Monitoring:** Lightweight runtime monitors evaluate whether incoming sensor data or internal model representations depart significantly from validated operating distributions. Techniques may include Mahalanobis-distance measurements, statistical divergence metrics, feature-space similarity analysis, and learned out-of-distribution (OOD) detectors. Distribution shifts can arise from changing illumination, weather, unfamiliar obstacles, sensor aging, mechanical wear, or changes in the operating environment. Detection of such conditions can trigger heightened monitoring, restricted operating modes, or a transition to a predefined safe state.
- **Sensor-Integrity and Input-Consistency Monitoring:** Uncertainty may originate not only within the AI model but also from the sensing infrastructure. Embedded systems therefore monitor signal quality, sensor availability, timing consistency, calibration status, and agreement among independent measurements. For example, disagreement between visual object detection and radar-derived range measurements may indicate sensor degradation, environmental interference, or an unreliable perception result.

These mechanisms allow an embedded AI system to recognize conditions under which its predictions may not provide sufficient reliability for autonomous action. However, uncertainty estimates and drift detectors are themselves imperfect: they can fail to recognize unfamiliar conditions or incorrectly classify valid inputs. Consequently, they function as diagnostic components within a broader safety architecture rather than as independent guarantees of safe behavior.

Heterogeneous Redundancy and Safety Envelopes — Preventing Single-Point Cognitive Failure

Safety-critical autonomy requires protection against failures within individual models, sensors, processing units, and decision pathways. A single neural network does not possess unrestricted authority over critical physical actions solely on the basis of a high-confidence prediction. Instead, AI-generated decisions are evaluated through independent or partially independent verification mechanisms.

- **Dual-Track Cognitive Verification:** High-capacity neural networks can generate perception outputs, trajectories, or control recommendations while a separate deterministic safety layer evaluates their compliance with established constraints. These constraints may include kinematic limits, collision boundaries, geometric restrictions, actuator limits, and physics-based operating envelopes. Techniques such as Control Barrier Functions (CBFs), constraint-based optimization, and model-based verification can help determine whether a proposed action is admissible under specified assumptions.
- **Heterogeneous Perception and Decision Redundancy:** Probabilistic AI perception can be paired with complementary sensing and analytical methods. For example, deep-learning-based visual obstacle detection may be cross-checked against geometric lidar processing, radar range-rate measurements, or inertial constraints. In industrial robotics, AI-generated motion trajectories may be evaluated against predefined workspace boundaries, joint limits, and collision-avoidance constraints before execution.
- **Independent Safety Supervision:** Critical safety decisions do not depend entirely on the same model, data pathway, or processing component responsible for the original AI decision. Where practical, the safety monitor uses a separate implementation, independently derived constraints, or a distinct hardware execution path. This approach reduces the risk that a single software defect or model failure compromises both the primary decision and its verification mechanism.

For example, an autonomous drone may use neural-network-based vision to identify obstacles while a separate safety controller evaluates the proposed flight trajectory against vehicle dynamics, inertial measurements, and collision-avoidance constraints. Similarly, an industrial robot may use AI to generate adaptive motion plans while an independent supervisory controller prevents movement beyond certified workspace boundaries.

The effectiveness of redundancy depends on the degree of independence between its components. Two models trained on similar datasets or operating on the same corrupted sensor stream may exhibit correlated failures. Consequently, robust redundancy requires attention to common-mode failures, sensor diversity, implementation independence, and the reliability of the verification pathway itself.

Context-Aware Safe-State Fallbacks — Knowing How to Retreat Gracefully

When an AI system detects excessive uncertainty, sensor degradation, execution failure, or violation of a safety constraint, it must transition from normal autonomous operation to a predefined fallback behavior. This transition is not simply an emergency shutdown. The

appropriate response depends on the physical system, its current state, environmental conditions, and the consequences of different recovery actions.

- **Deterministic Fallback Policies:** Safety-critical systems define explicit responses for recognized fault conditions. These may include emergency braking, controlled hovering, trajectory cancellation, motion deceleration, robotic-arm retraction, transition to a restricted operating mode, or controlled shutdown. Such responses are implemented through deterministic control logic or independently supervised safety mechanisms rather than relying exclusively on the potentially compromised AI model.
- **Context-Aware Risk Modulation:** A safe response must account for current system dynamics and environmental constraints. A drone experiencing degraded localization may need to stabilize its position before attempting a landing. An autonomous vehicle may need to reduce speed while maintaining sufficient control authority to avoid surrounding traffic. An industrial robot may need to complete a controlled deceleration rather than abruptly remove actuator power if doing so would create additional hazards.
- **Graceful Degradation and Operational-Envelope Restriction:** When selected sensors or AI capabilities become unavailable, the system may continue operating with reduced functionality if the remaining capabilities are sufficient to maintain safety. For example, a mobile robot may transition from autonomous navigation to restricted-speed movement using a reduced sensor configuration. If the available information is insufficient to support safe operation, the system must restrict further actions or enter an appropriate safe state.

  Controlled Recovery and Re-Entry: Returning to normal autonomous operation requires explicit recovery conditions. These may include restoration of sensor integrity, successful diagnostic checks, stable localization, reinitialization of affected components, or authorization from a supervisory controller or human operator. A transient improvement in model confidence does not automatically authorize unrestricted operation.

These mechanisms establish a hierarchy of operational responses, ranging from continued operation under restricted conditions to controlled shutdown. The central principle is that an autonomous system must be able not only to determine what action is desirable, but also to determine when continued autonomous operation is no longer justified.

Hardware Isolation and Execution Integrity — Safety Rooted in Silicon

Software-based safety policies require hardware support to ensure that critical functions remain protected from execution failures, resource interference, memory corruption, and unauthorized

modification. Embedded AI architectures therefore combine cognitive safeguards with hardware-level monitoring, isolation, and execution-integrity mechanisms.

- **Hardware Watchdog Timers and Execution Monitoring:** Dedicated watchdog timers monitor processor activity and verify that critical tasks complete within their permitted execution intervals. If the inference pipeline, supervisory controller, or control task becomes unresponsive or exceeds its allocated timing budget, the watchdog can initiate a recovery action, trigger a safety interrupt, or activate an independent shutdown or protection pathway. Such mechanisms complement Worst-Case Execution Time (WCET) analysis and real-time scheduling; a watchdog alone does not establish that all execution deadlines will be met.

- **Secure Enclaves and Protected Execution:** Hardware-supported security mechanisms, such as ARM TrustZone and secure execution environments, can isolate safety-critical software, protect cryptographic keys, and restrict unauthorized access to sensitive model parameters or control policies. Secure boot and authenticated software updates help establish that approved firmware and model components are loaded during startup and deployment. These protections strengthen execution integrity, although they do not independently eliminate vulnerabilities such as implementation defects, compromised inputs, or all forms of physical and side-channel attack.

- **Execution Partitioning and Resource Isolation:** Safety-critical control and monitoring functions are isolated from experimental, adaptive, or nonessential AI workloads. Hardware memory protection, processor partitioning, dedicated safety cores, and real-time operating-system scheduling can prevent lower-priority or resource-intensive workloads from interfering with critical control tasks. This separation is particularly important when embedded devices execute multiple AI models, sensor-processing pipelines, communication services, and conventional control applications concurrently.

- **Fault Detection, Containment, and Recovery:** Hardware and software monitors can detect abnormal processor behavior, memory errors, communication failures, and execution anomalies. Depending on the platform, faults may trigger task restart, component isolation, processor failover, or transition to a predefined safe operating mode. The architecture maintains recovery mechanisms that operate without compromising the safety functions they are intended to protect.

Together, these mechanisms establish a multilayered protection architecture in which AI inference, deterministic control, independent safety supervision, and hardware integrity mechanisms perform complementary responsibilities. The objective is not to make the AI model infallible, but to ensure that individual failures do not automatically propagate into unsafe

physical behavior.

The Emergence of Self-Monitoring Autonomous Agents

By integrating uncertainty estimation, distribution-shift detection, sensor-integrity monitoring, heterogeneous redundancy, deterministic safety envelopes, context-aware fallback policies, and hardware-enforced isolation, embedded AI systems evolve beyond conventional automation endpoints. They become **self-monitoring autonomous agents** capable of continuously evaluating the reliability of their information, the permissibility of their decisions, and the safety of their intended actions.

This architecture establishes an important distinction between intelligence and trustworthy autonomy. Intelligence enables a device to recognize patterns, interpret its environment, and generate decisions. Trustworthy autonomy additionally requires the ability to identify unreliable conditions, constrain decision authority, detect failures, and transition into safe operating modes. As a result, the system possesses awareness not only of its operational capabilities but also of the conditions under which autonomous action is constrained, suspended, or transferred to alternative control mechanisms.

The architecture of on-device embedded AI now forms a vertically integrated cognition and safety stack. At its foundation, ultra-low-power inference engines provide the computational substrate for localized intelligence. Model compression, quantization, and pruning make increasingly capable neural networks deployable within the memory, energy, and processing constraints of embedded hardware. Deterministic real-time control loops establish the temporal discipline required to translate AI outputs into appropriately synchronized physical actions. Multimodal sensor-fusion pipelines integrate vision, audio, inertial measurements, radar, lidar, thermal information, and environmental telemetry into a coherent representation of the surrounding world. Finally, safety-critical autonomy and failsafe cognitive mechanisms supervise the resulting decisions, enforce operational boundaries, and provide controlled recovery when uncertainty or failure exceeds acceptable limits.

As embedded AI systems assume increasing responsibility for perception, decision-making, and control, reliable operation can no longer depend solely on model accuracy, computational efficiency, or real-time performance. Autonomous systems must also possess the ability to evaluate the reliability of their own information, recognize abnormal operating conditions, constrain potentially unsafe actions, and respond appropriately when uncertainty exceeds acceptable limits. Achieving these objectives requires a multilayered safety architecture that integrates uncertainty assessment, redundancy, independent supervision, controlled fallback mechanisms, and hardware-supported execution integrity. Together, these mechanisms

transform embedded intelligence into trustworthy autonomy by ensuring that autonomous decisions remain subject to continuous evaluation and safety oversight. Table 9.1-A5 summarizes the principal architectural components that enable safety-critical embedded AI autonomy and failsafe cognitive behavior.

Table 9.1-A5 presents the core architectural mechanisms that enable embedded AI systems to operate safely within environments where incorrect decisions may affect human safety, system integrity, or mission success. These mechanisms extend beyond conventional AI inference by incorporating uncertainty estimation, distribution-shift monitoring, redundant verification pathways, safety supervision, controlled recovery procedures, and hardware-level integrity protections. Collectively, they establish a framework for trustworthy autonomy in which intelligent behavior is continuously evaluated against operational constraints and safety requirements before actions are allowed to influence the physical world.

Table 9.1-A5 — Architectural Mechanisms for Safety-Critical Embedded AI Autonomy and Failsafe Cognitive Systems

Safety Architecture Domain	Core Mechanism	Primary Function	Contribution to Trustworthy Autonomy	Potential Limitations	Representative Applications
Uncertainty Quantification and Distribution-Shift Detection	Confidence-Aware Inference	Estimate prediction confidence and uncertainty associated with AI outputs	Identifies potentially unreliable decisions before execution	Confidence estimates may themselves be imperfect or poorly calibrated	Autonomous vehicles, medical diagnostics, robotics
Uncertainty Quantification and Distribution-Shift Detection	Aleatoric and Epistemic Uncertainty Assessment	Distinguish uncertainty caused by noisy observations from uncertainty caused by	Supports risk-aware decision-making and adaptive autonomy	Accurate uncertainty estimation increases computational complexity	Safety-critical perception systems

		model limitations			
Uncertainty Quantification and Distribution-Shift Detection	Out-of-Distribution (OOD) Detection and Model-Drift Monitoring	Detect operating conditions that differ from validated training distributions	Prevents overconfidence in unfamiliar environments	OOD detectors may fail to recognize all novel scenarios	Autonomous navigation, industrial inspection
Uncertainty Quantification and Distribution-Shift Detection	Sensor-Integrity and Input-Consistency Monitoring	Evaluate sensor quality, calibration status, timing consistency, and measurement agreement	Improves reliability of perception inputs	Common-mode sensor failures may remain difficult to detect	Multimodal perception architectures
Heterogeneous Redundancy and Safety Envelopes	Dual-Track Cognitive Verification	Independently verify AI-generated actions using deterministic safety constraints	Prevents unrestricted AI authority over critical actions	Verification logic must remain independent and trustworthy	UAVs, autonomous vehicles, industrial robots
Heterogeneous Redundancy and Safety Envelopes	Heterogeneous Perception and Decision Redundancy	Validate AI outputs using multiple sensing modalities and analytical methods	Reduces susceptibility to individual model or sensor failures	Correlated failures may compromise redundancy	Autonomous transportation systems

Heterogeneous Redundancy and Safety Envelopes	Independent Safety Supervision	Separate safety monitoring from primary AI decision pathways	Limits propagation of software and model failures	Additional hardware and architectural complexity	Aerospace, industrial automation
Context-Aware Safe-State Fallbacks	Deterministic Fallback Policies	Execute predefined safe responses under fault or uncertainty conditions	Supports predictable and verifiable recovery actions	Safe-state selection depends on operational context	Emergency braking, controlled hover, robotic halt
Context-Aware Safe-State Fallbacks	Context-Aware Risk Modulation	Adapt safety responses according to environmental and operational conditions	Enables safer transitions during degraded operation	Context estimation errors may affect effectiveness	Autonomous driving, UAV control
Context-Aware Safe-State Fallbacks	Graceful Degradation and Operational Envelope Restriction	Continue operation with reduced functionality when safe	Preserves selected capabilities during partial failures	Remaining capabilities may still be insufficient for safety	Mobile robots, industrial automation
Context-Aware Safe-State Fallbacks	Controlled Recovery and Re-Entry	Establish explicit conditions for returning to autonomous operation	Prevents premature restoration of full autonomy	Recovery criteria may be difficult to validate completely	Mission-critical autonomous systems

Hardware Isolation and Execution Integrity	Hardware Watchdog Timers and Execution Monitoring	Detect stalled execution, abnormal timing behavior, and task failures	Provides independent runtime supervision	Detects failures but cannot guarantee correctness of decisions	Embedded controllers, real-time AI platforms
Hardware Isolation and Execution Integrity	Secure Enclaves and Protected Execution	Isolate critical software and protect model integrity	Strengthens execution trustworthiness	Does not eliminate all implementation vulnerabilities	Medical devices, autonomous systems
Hardware Isolation and Execution Integrity	Execution Partitioning and Resource Isolation	Separate safety-critical functions from nonessential workloads	Prevents interference with critical operations	Increased system complexity and resource overhead	Mixed-criticality embedded platforms
Hardware Isolation and Execution Integrity	Fault Detection, Containment, and Recovery	Detect, isolate, and recover from hardware and software failures	Improves resilience and operational continuity	Recovery mechanisms require independent validation	Industrial control, aerospace platforms
Integrated Cognitive Safety Architecture	Layered Safety Supervision	Combine uncertainty assessment, redundancy, constraint enforcement, and hardware integrity controls	Establishes trustworthy autonomous behavior under uncertainty and failure conditions	Requires extensive verification and validation	Safety-critical Physical AI systems

Architectural Significance of Safety-Critical Embedded AI Mechanisms

From Autonomous Decision-Making to Trustworthy Autonomous Behavior

The mechanisms summarized in Table 9.1-A5 illustrate a fundamental transition in the evolution of embedded intelligence. Earlier architectural layers focused on enabling perception, inference, control, and multimodal situational awareness. Safety-critical autonomy introduces an additional capability: the system evaluates not only potential decisions but also whether the available information provides sufficient reliability to support autonomous action. Consequently, trustworthy autonomy emerges from the interaction of intelligence and supervision rather than from intelligence alone.

A useful way to interpret the table is to view the safety architecture as a series of protective layers surrounding the AI decision-making process. Each layer addresses a distinct class of risk, ranging from uncertainty in sensory information to execution failures within hardware and software infrastructure. Together, these layers reduce the likelihood that individual faults, degraded inputs, or incorrect model predictions can propagate directly into unsafe physical behavior.

The first architectural domain, **Uncertainty Quantification and Distribution-Shift Detection**, addresses the problem of assessing the reliability of AI-generated outputs. Confidence-aware inference mechanisms provide estimates of prediction certainty, while aleatoric and epistemic uncertainty analysis help distinguish uncertainty arising from ambiguous observations from uncertainty associated with limitations in the model itself. Complementing these capabilities, out-of-distribution detection and model-drift monitoring evaluate whether current operating conditions differ from those represented during model development and validation. Sensor-integrity and input-consistency monitoring extend this analysis to the sensing infrastructure, ensuring that decisions are not based on degraded, inconsistent, or unreliable measurements. Collectively, these mechanisms help the system recognize conditions under which its predictions warrant cautious interpretation.

The second domain, **Heterogeneous Redundancy and Safety Envelopes**, introduces independent verification mechanisms capable of evaluating AI-generated decisions before execution. Dual-track cognitive verification combines learning-based intelligence with deterministic constraint checking, allowing proposed actions to be evaluated against physical limits, safety envelopes, geometric restrictions, and operational policies. Heterogeneous redundancy further strengthens reliability by comparing information derived from different sensing modalities or analytical methods. Independent safety supervision provides an additional layer of protection by separating safety evaluation from the primary AI decision pathway. This

architectural separation helps reduce the risk that a single failure could simultaneously compromise both decision generation and safety verification.

The third domain, **Context-Aware Safe-State Fallbacks**, addresses the system's response to uncertainty, failure, or unsafe operating conditions. Rather than assuming uninterrupted autonomous operation, safety-critical architectures define explicit recovery behaviors for recognized fault scenarios. Deterministic fallback policies, graceful degradation strategies, operational-envelope restrictions, and controlled recovery procedures allow systems to continue operating safely when possible while limiting risk exposure when normal operation can no longer be justified. Importantly, safe-state behavior is context dependent; the appropriate response for an industrial robot, autonomous vehicle, medical device, or UAV may differ substantially according to the physical consequences of failure.

The fourth domain, **Hardware Isolation and Execution Integrity**, emphasizes that safety cannot rely exclusively on software processes. Hardware watchdog timers, execution monitoring mechanisms, secure execution environments, resource partitioning, and fault-containment capabilities provide an independent layer of protection that helps preserve system integrity when software anomalies occur. By separating safety-critical resources from nonessential workloads and protecting critical computational pathways against corruption or interference, these mechanisms ensure that supervisory functions remain operational even when other components experience failures.

The final row of the table, **Integrated Cognitive Safety Architecture**, highlights an important systems-level principle: trustworthy autonomy does not emerge from any single safety mechanism. Instead, it results from the coordinated operation of uncertainty estimation, redundancy management, safety supervision, fallback control, execution integrity, and recovery processes. Each mechanism addresses a different source of risk, and the overall effectiveness of the architecture depends upon their collective interaction.

An important observation emerging from the table is that safety mechanisms do not eliminate uncertainty; rather, they manage uncertainty in a controlled and predictable manner. No uncertainty-estimation method can identify every possible failure mode, no redundancy mechanism is completely immune to correlated errors, and no fallback strategy can guarantee successful recovery under all circumstances. Consequently, safety-critical embedded AI architectures are designed around risk reduction, fault containment, and operational resilience rather than assumptions of perfect perception or perfectly reliable intelligence.

Collectively, the mechanisms presented in Table 9.1-A5 demonstrate how embedded AI systems evolve into self-monitoring autonomous agents capable of evaluating the trustworthiness of

their own information and decisions. By combining uncertainty awareness, independent verification, controlled degradation, hardware-supported protection, and safety-constrained execution, these architectures establish the foundation for dependable autonomous operation in environments where computational decisions carry significant physical consequences. In doing so, they provide the final layer of the embedded cognition stack developed throughout Section 9.1 and prepare the transition toward larger distributed edge–cloud intelligence architectures.

While Table 9.1-A5 summarizes the principal mechanisms that contribute to trustworthy embedded autonomy, safe operation emerges from the coordinated interaction of these mechanisms within a unified cognitive-safety framework. Uncertainty estimation, distribution-shift detection, redundancy management, safety-envelope verification, hardware integrity protection, and controlled fallback procedures do not function as isolated safeguards. Instead, they continuously evaluate information quality, constrain decision authority, and supervise physical execution throughout the autonomous decision cycle. Figure 9.1-A5 extends the architectural perspective presented in Table 9.1-A5 by illustrating how these complementary mechanisms interact to regulate autonomous behavior, authorize or reject AI-generated actions, and maintain safe operation in the presence of uncertainty, faults, or abnormal operating conditions.

Figure 9.1-A5 presents a layered architecture for safety-critical embedded AI autonomy in which perception, decision-making, safety supervision, and physical execution operate as coordinated but distinct functions. The figure illustrates how autonomous decisions are evaluated through multiple verification and safety-assurance mechanisms before being authorized for execution. It further demonstrates how uncertainty monitoring, constraint enforcement, independent supervision, and failsafe recovery pathways collectively support trustworthy autonomous behavior. By organizing these functions into a structured decision-governance framework, the architecture provides a conceptual model for understanding how embedded AI systems can maintain operational safety while retaining autonomous capabilities.

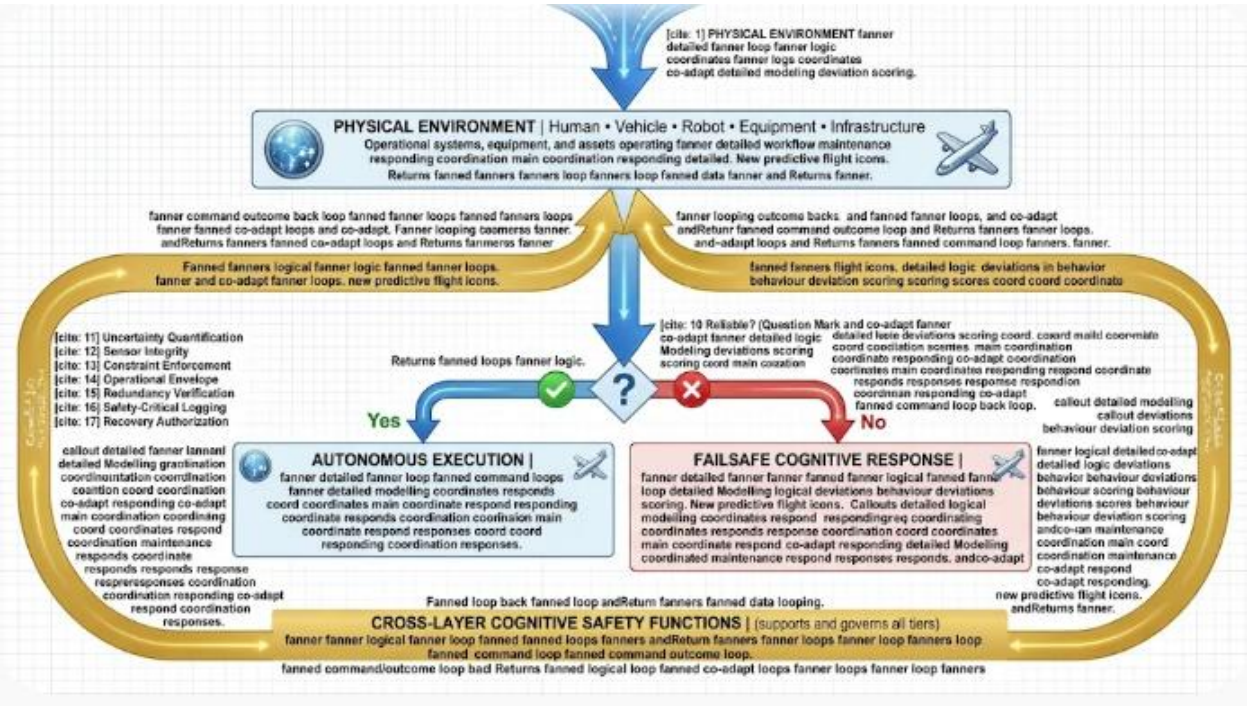

Figure 9.1-A5 — Layered Safety-Critical Embedded AI Autonomy and Failsafe Cognitive Architecture

The figure illustrates a cognitive-safety framework in which AI-generated perceptions and decisions are continuously evaluated by uncertainty-monitoring, verification, constraint-enforcement, and recovery mechanisms before physical execution is authorized. Autonomous actions proceed only when operational reliability and safety criteria are satisfied; otherwise, the system transitions to failsafe response pathways that support graceful degradation, controlled recovery, or safe-state operation. The architecture demonstrates how trustworthy autonomy emerges through the integration of intelligent decision-making, independent safety supervision, and protected execution mechanisms.

Legend

Architectural Element	***Description***
Physical Environment Layer	*Represents the external environment, including human operators, vehicles, robots, industrial equipment, infrastructure, and surrounding operational conditions.*
Autonomous Cognitive Processing Layer	*Generates perception outputs, situational understanding, predictions, and AI-based action recommendations.*

Reliability Assessment Gateway	*Verification point that evaluates whether available information and proposed actions satisfy predefined reliability criteria.*
Uncertainty Quantification Module	*Estimates confidence levels and evaluates uncertainty associated with model predictions and sensor observations.*
Distribution Shift and OOD Monitoring	*Detects operating conditions that differ from validated training and deployment environments.*
Constraint Enforcement Layer	*Verifies compliance with operational limits, safety envelopes, physical constraints, and system policies.*
Independent Verification Mechanisms	*Evaluates AI-generated outputs through complementary analytical or deterministic methods.*
Recovery Authorization Logic	*Determines whether autonomous operation may continue, remain restricted, or return to full functionality.*
Autonomous Execution Pathway	*Supports normal operation when confidence, verification, and safety requirements are satisfied.*
Failsafe Cognitive Response Pathway	*Activates graceful degradation, safe-state transitions, controlled shutdown procedures, or restricted operating modes when risks exceed acceptable limits.*
Cross-Layer Cognitive Safety Functions	*Unified collection of uncertainty management, monitoring, verification, policy enforcement, recovery, and safety-assurance mechanisms.*
Feedback Loops	*Continuous information pathways that monitor outcomes and support adaptation, verification, and recovery processes.*

From Intelligent Autonomy to Trustworthy Autonomy

Figure 9.1-A5 illustrates the architectural distinction between intelligent behavior and trustworthy autonomous behavior. Whereas conventional embedded AI architectures focus primarily on perception, inference, and action generation, safety-critical systems additionally

evaluate whether those actions are authorized, appropriate, and safe for execution under current operating conditions.

The figure therefore represents autonomy as a supervised process in which AI-generated decisions remain subject to continuous validation, constraint enforcement, and safety oversight.

At the top of the architecture is the **Physical Environment Layer**, which represents the real-world operational context in which autonomous systems function. Human users, vehicles, robots, industrial machinery, medical equipment, and infrastructure assets continuously generate conditions that must be observed, interpreted, and managed. Information derived from this environment provides the basis for perception and decision-making, while the consequences of autonomous actions ultimately affect the same environment.

The central portion of the figure represents the **Autonomous Cognitive Processing Layer**, where embedded AI systems perform perception, interpretation, prediction, planning, and decision generation. These processes produce candidate actions that may appear appropriate based on available information. However, the architecture explicitly avoids granting unrestricted authority to these outputs. Instead, proposed actions are passed through a structured evaluation process before execution.

The pivotal component of the architecture is the **Reliability Assessment Gateway**, represented by the decision checkpoint at the center of the figure. This gateway embodies a fundamental principle of safety-critical AI: actions are not executed solely because a model generated them. Rather, the system evaluates whether sufficient evidence exists to support autonomous behavior under current operating conditions.

Several independent mechanisms contribute to this assessment process. **Uncertainty Quantification** evaluates the confidence of model predictions and identifies situations in which the available information may be ambiguous or unreliable. **Distribution-Shift and Out-of-Distribution Monitoring** examines whether current operating conditions differ significantly from those encountered during model validation. **Constraint Enforcement** ensures that candidate actions remain within predefined physical, operational, and safety boundaries. **Independent Verification Mechanisms** further reduce reliance on a single model or computational pathway by evaluating decisions using complementary analytical methods, deterministic rules, or alternative sensing information.

When these evaluation processes determine that conditions remain acceptable, the architecture authorizes progression through the **Autonomous Execution Pathway**. In this mode, the AI system may continue controlling vehicle motion, robotic behavior, navigation decisions,

industrial operations, or other autonomous activities while remaining subject to continuous monitoring and reassessment.

If safety criteria are not satisfied, the system is redirected toward the **Failsafe Cognitive Response Pathway**. This branch illustrates that safety-critical systems require more than fault detection; they require structured responses to uncertainty and failure. Depending on the situation, these responses may include operational restrictions, reduced performance modes, controlled deceleration, safe-state transitions, human intervention requests, or complete shutdown procedures. Importantly, these mechanisms are designed to preserve safety rather than maximize operational performance.

The figure further emphasizes the role of **Recovery Authorization Logic**, which governs transitions back to normal operation. Restarting autonomous behavior simply because uncertainty temporarily decreases may be insufficient in safety-critical environments. Instead, systems often require explicit verification that faults have been resolved, sensors are operating correctly, and safety conditions have been reestablished before unrestricted autonomy is restored.

Surrounding all operational pathways are the **Cross-Layer Cognitive Safety Functions**, which provide continuous supervision throughout the architecture. These functions include uncertainty assessment, drift monitoring, policy enforcement, redundancy management, safety verification, fault handling, and recovery management. Their presence across multiple architectural layers reinforces the principle that trustworthy autonomy emerges from system-wide safety governance rather than from any individual algorithm or component.

A particularly important insight conveyed by the figure is that safety supervision functions independently from AI decision generation. This separation reduces the likelihood that a single software defect, sensor failure, model error, or unexpected environmental condition can simultaneously compromise both the decision process and its safety evaluation. As a result, the architecture offers protection against single-point cognitive failures that could otherwise propagate directly into unsafe physical behavior.

Collectively, Figure 9.1-A5 illustrates the culmination of the embedded AI architecture developed throughout Section 9.1. The architecture integrates intelligent perception, real-time reasoning, uncertainty awareness, independent verification, controlled recovery, and hardware-supported protection into a unified cognitive-safety framework. Through these mechanisms, embedded systems evolve beyond simple autonomous operation and become self-monitoring autonomous agents capable of evaluating the reliability of their own decisions and regulating their actions accordingly. This capability provides the foundation for trustworthy Physical AI

systems and prepares the transition from individual autonomous devices to the larger distributed intelligence architectures explored in the subsequent section on hybrid edge–cloud AI systems.

Together, these architectural layers transform embedded devices from passive sensing and control endpoints into autonomous cognitive systems capable of operating within tightly constrained power, latency, memory, and environmental conditions. Their significance, however, extends beyond standalone device autonomy. When multiple intelligent devices exchange information, coordinate actions, and share computational responsibilities with nearby edge servers and centralized cloud infrastructure, their individual capabilities become components of a larger distributed intelligence architecture. This transition—from localized embedded cognition to networked, collaborative intelligence—establishes the architectural foundation for the hybrid edge–cloud AI topologies examined in the next section.

f. Synthesis for On-Device Embedded AI

The five architectural pillars examined in the preceding sections collectively define the technological foundation of modern on-device embedded AI. Individually, each pillar addresses a specific challenge associated with deploying intelligence in resource-constrained physical environments. Ultra-low-power inference engines provide efficient computational execution; model compression and quantization enable sophisticated neural architectures to operate within limited memory and energy budgets; deterministic decision loops ensure predictable real-time behavior; multimodal sensor fusion establishes contextual awareness; and safety-critical autonomy mechanisms maintain operational reliability under uncertainty. Collectively, however, these capabilities represent far more than the sum of their individual functions.

Taken together, these architectural elements form a unified **embedded cognition stack** capable of perceiving, interpreting, deciding, and acting directly within the physical environment. Unlike conventional embedded systems that execute predefined logic and deterministic control routines, on-device embedded AI continuously adapts its behavior through learned representations, contextual understanding, and autonomous decision-making. The result is a new generation of intelligent edge systems in which computation is not merely localized but cognitively situated within the device itself.

From an AI systems perspective, on-device embedded AI represents the convergence of machine learning, real-time computing, embedded systems engineering, sensor processing, and safety assurance into a single operational architecture. Intelligence is distributed across multiple interacting layers rather than concentrated within a standalone AI model. Computation, perception, decision-making, control, and safety operate as mutually reinforcing functions that collectively enable autonomous behavior under conditions characterized by limited resources, uncertain environments, and strict performance requirements.

This architectural integration is particularly important because embedded intelligence operates at the boundary between the digital and physical worlds. Decisions generated by AI models directly influence actuators, machinery, vehicles, robots, and infrastructure systems. Consequently, successful embedded AI deployments must balance computational performance with deterministic execution, perceptual awareness, and operational trustworthiness. The five architectural pillars examined throughout this section provide the mechanisms through which this balance is achieved.

To consolidate these concepts, Table 9.1-A6 presents a synthesized view of the five core components of on-device embedded AI. Rather than viewing these components as isolated technologies, the table organizes them as complementary cognitive functions that collectively

support localized intelligence, real-time autonomy, and safety-aware operation at the edge. This synthesis provides a useful reference framework for understanding how embedded AI systems transform raw computational capability into autonomous and trustworthy behavior.

On-device embedded AI can be understood as a layered cognitive architecture in which distinct technical capabilities contribute to the broader objective of autonomous operation. Each component addresses a unique aspect of embedded intelligence, ranging from efficient computation and model optimization to environmental perception, real-time control, and safety assurance. Although these capabilities are often studied separately, practical deployments require them to function as an integrated system.

Table 9.1-A6 summarizes the five core components of the on-device embedded AI stack and highlights their respective AI framings, enabling capabilities, and operational contributions. By presenting these elements within a single framework, the table illustrates how modern embedded systems evolve beyond traditional rule-based control architectures and acquire characteristics commonly associated with intelligent agents, including perception, reasoning, adaptation, and self-preservation.

Table 9.1-A6 — Core Components of On-Device Embedded AI

Component	AI Framing	Key Capabilities	Operational Strengths
Ultra-Low-Power AI Inference Engines	**Local Cognitive Processing**	Quantized inference, micro-accelerators, NPU execution, TinyML runtime	Always-on intelligence with minimal energy consumption
AI Model Compression and Quantization	**Cognitive Distillation and Optimization**	INT8/INT4 inference, pruning, knowledge distillation, model compression	Enables advanced AI within constrained memory and power budgets
Deterministic AI Decision Loops	**Real-Time Cognitive Execution**	RTOS integration, deterministic scheduling, bounded-latency inference	Predictable and stable control behavior

Multimodal AI Sensor Fusion Pipelines	**Context-Aware Multimodal Cognition**	Cross-sensor fusion, temporal correlation, perception synthesis	Robust environmental awareness and situational understanding
Safety-Critical AI Autonomy and Failsafe Mechanisms	**Trustworthy Cognitive Safety**	Runtime monitoring, confidence estimation, fault detection, safe fallback	Reliable operation under uncertainty, drift, and failure conditions

Understanding the Embedded AI Cognition Stack

Table 9.1-A6 presents on-device embedded AI as a collection of interconnected cognitive capabilities that work together to enable autonomous operation. A notable feature of the table is its progression from computational foundations toward increasingly sophisticated forms of cognition and operational assurance. The architectural flow begins with efficient local computation and culminates in mechanisms that enable safe and trustworthy autonomy.

This progression mirrors the way intelligence develops within an embedded system. Before a device can perceive its environment, make decisions, or ensure safe operation, it must first possess the computational resources necessary to execute AI workloads efficiently. Similarly, perception depends upon optimized models, decision-making depends upon deterministic execution, and trustworthy autonomy depends upon both situational awareness and safety oversight.

Computational Foundation: Localized Intelligence

The first two components establish the computational foundation of embedded cognition. Ultra-low-power inference engines provide the processing substrate required for continuous local reasoning, while model compression and quantization reshape sophisticated AI models into resource-efficient forms suitable for deployment at the edge. Together, these components enable AI to operate within devices that possess limited memory, limited processing power, and constrained energy resources.

Operational Foundation: Real-Time Cognitive Execution

The third component, deterministic AI decision loops, extends intelligence beyond inference by introducing temporal reliability. AI-generated outputs become operationally meaningful only when they can be executed consistently within known timing bounds. This capability transforms predictive intelligence into actionable intelligence, enabling embedded systems to interact

safely and effectively with dynamic physical processes.

Perceptual Foundation: Context-Aware Cognition

The fourth component introduces environmental awareness through multimodal sensor fusion. By integrating information from multiple sensing modalities, embedded systems acquire a richer and more robust understanding of their surroundings. This capability supports context-aware reasoning and improves resilience to uncertainty, noise, or partial sensor failure.

Trust Foundation: Safe and Reliable Autonomy

The final component provides mechanisms for maintaining operational trustworthiness. Safety-critical autonomy extends embedded intelligence beyond perception and decision-making by enabling systems to evaluate confidence, monitor operational status, detect anomalies, and enforce protective constraints. These capabilities are particularly important in applications where AI decisions directly influence physical outcomes.

An Integrated Cognitive Architecture

Viewed collectively, the components presented in Table 9.1-A6 illustrate the transformation of embedded devices from passive computational platforms into autonomous cognitive systems. Each layer contributes a distinct capability, yet none is sufficient in isolation. Efficient computation without perception provides little situational awareness. Perception without deterministic execution cannot reliably influence physical processes. Autonomy without safety mechanisms may introduce unacceptable operational risks.

Consequently, the true significance of Table 9.1-A6 lies in its depiction of embedded AI as an integrated cognitive architecture. The table demonstrates how computation, optimization, perception, control, and safety combine to create intelligent systems capable of operating independently within complex physical environments while satisfying the stringent constraints that characterize modern edge deployments.

Table 9.1-A6 identifies the five core components that collectively enable on-device embedded AI, emphasizing their individual roles in supporting localized cognition, efficient execution, real-time decision-making, environmental awareness, and operational safety. While the table provides a structured summary of these capabilities, it does not fully illustrate how they interact as an integrated cognitive system. In practical deployments, these components operate as a tightly coupled architectural stack in which each layer depends upon and reinforces the capabilities of the others. Figure 9.1-A6 extends the discussion by presenting a visual representation of this embedded cognition stack, showing how computational efficiency, model optimization, deterministic execution, multimodal perception, and safety assurance are

organized into a unified architecture that enables autonomous intelligence directly on the device.

On-device embedded AI is most effectively understood not as a single technology but as a layered cognitive architecture. Intelligent behavior emerges from the interaction of multiple architectural capabilities that collectively allow an embedded system to perceive its environment, process information, make decisions, and execute actions safely and autonomously. These capabilities must coexist within devices characterized by stringent limitations in power consumption, processing resources, memory capacity, and communication bandwidth.

Figure 9.1-A6 conceptualizes this process as an **embedded AI cognition stack**, illustrating the hierarchical organization of the five foundational components identified in Table 9.1-A6. The figure portrays a progression from computational foundations at the upper layers to higher-order perceptual, decision-making, and safety functions in the lower layers. Together, these layers transform raw computational resources into a coherent cognitive architecture capable of supporting intelligent and trustworthy autonomous behavior at the edge.

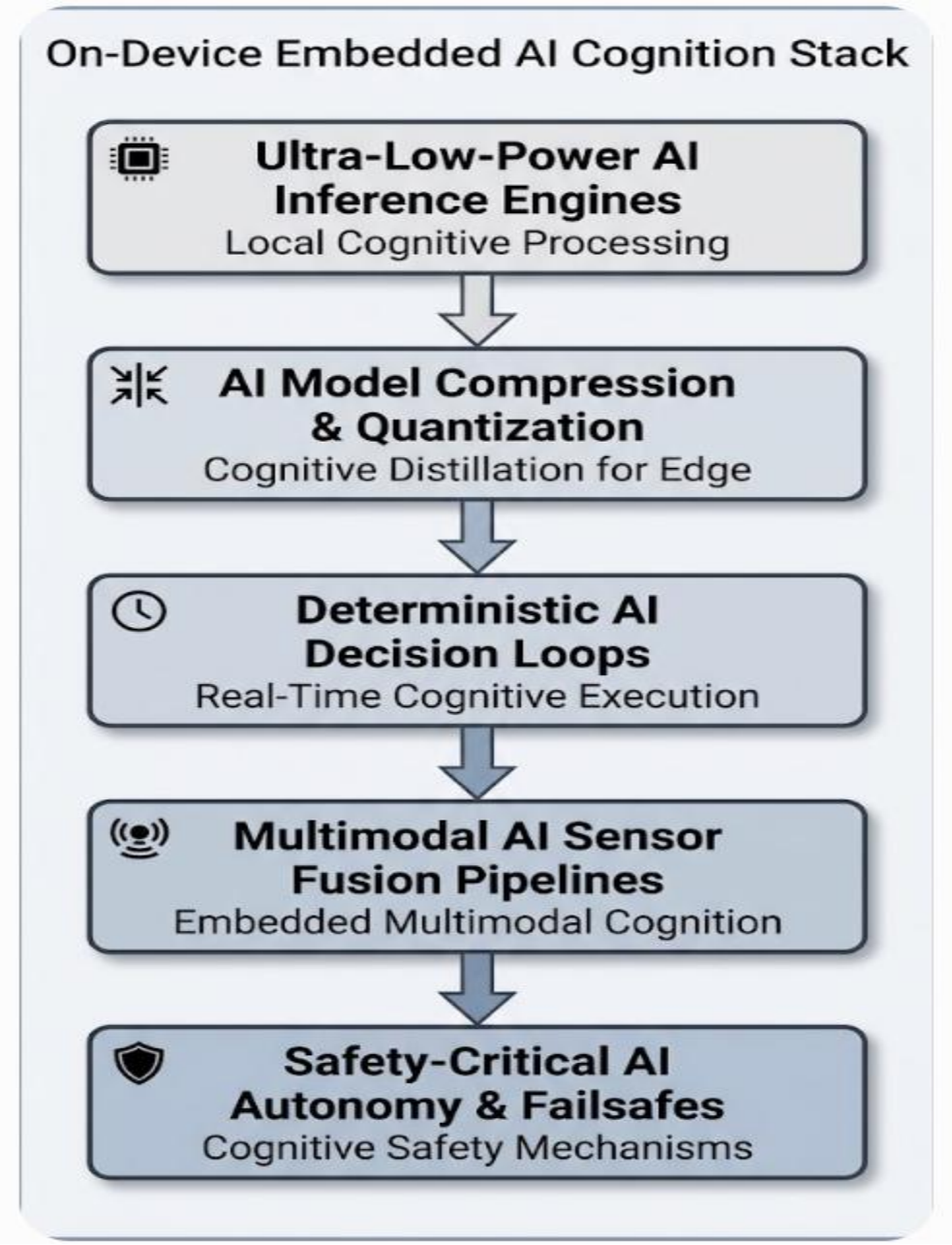

Figure 9.1-A6 — On-Device Embedded AI Architecture (Cognition at the Edge)

The figure illustrates the hierarchical cognition stack that enables embedded devices to perform autonomous intelligence locally. Ultra-low-power inference engines provide the computational foundation for AI execution, model compression techniques adapt sophisticated neural models to constrained hardware environments, deterministic decision loops enable predictable real-time behavior, multimodal sensor fusion establishes contextual awareness, and safety-critical autonomy mechanisms ensure reliable operation under uncertain and dynamic conditions. Together, these layers form a unified architecture that supports efficient, adaptive, and trustworthy edge intelligence.

Legend

Ultra-Low-Power AI Inference Engines
Represents the computational foundation of embedded intelligence. This layer provides efficient local execution of AI models using specialized hardware accelerators, optimized processors, and energy-aware inference mechanisms.

AI Model Compression and Quantization
Represents the transformation of complex AI models into compact, efficient forms suitable for deployment on resource-constrained hardware. Techniques such as quantization, pruning, and knowledge distillation enable advanced AI functionality within limited memory and power budgets.

Deterministic AI Decision Loops
Represents the real-time execution and control layer that translates inference results into predictable actions. This layer ensures temporal reliability through bounded-latency processing, deterministic scheduling, and integration with real-time operating environments.

Multimodal AI Sensor Fusion Pipelines
Represents the perception layer responsible for integrating information from multiple sensing modalities. By combining vision, audio, inertial, environmental, radar, LiDAR, and other sensor data, this layer creates a unified representation of operational context.

Safety-Critical AI Autonomy and Failsafes
Represents the trust and assurance layer. Runtime monitoring, confidence estimation, anomaly detection, fallback strategies, and operational safeguards enable reliable autonomous behavior and help maintain safe operation under uncertain conditions.

Vertical Arrows
Represent the flow of embedded cognition through successive architectural layers. Each layer builds upon the capabilities of the preceding layer, contributing additional functionality and increasing levels of autonomous intelligence.

Hierarchical Layer Ordering
Represents the progression from foundational computational capabilities toward advanced perceptual, decision-making, and safety-oriented functions, illustrating the emergence of trustworthy embedded intelligence.

Understanding the Embedded AI Cognition Stack

Figure 9.1-A6 presents on-device embedded AI as a vertically integrated cognition stack in which intelligence emerges through the interaction of multiple architectural layers. Rather than

depicting isolated technologies, the figure illustrates a progression of cognitive capabilities that collectively transform a resource-constrained embedded device into an autonomous and context-aware system. The architecture highlights how efficient computation, optimized learning models, deterministic execution, environmental perception, and safety assurance combine to support intelligent behavior directly at the edge.

Computational Foundation: Local Cognitive Processing

The uppermost layer of the figure consists of ultra-low-power AI inference engines. This layer serves as the computational substrate upon which all other cognitive capabilities depend. Specialized processors, neural accelerators, and energy-efficient execution frameworks enable continuous local inference while operating within strict power and thermal constraints.

The placement of this layer at the top of the stack reflects its foundational role. Without efficient local computation, subsequent functions such as sensor fusion, decision execution, and autonomous control would be impractical within embedded environments.

Cognitive Distillation for Edge Deployment

Directly beneath the inference layer is AI model compression and quantization. This layer represents the adaptation of sophisticated machine learning models to resource-constrained hardware platforms. Through techniques such as pruning, quantization, and knowledge distillation, large neural architectures are transformed into compact models capable of operating efficiently on embedded devices.

This layer highlights an important principle of embedded AI design: intelligent behavior at the edge depends not only on computational capability but also on the ability to reshape AI models to match the limitations of the deployment environment.

Real-Time Cognitive Execution

The third layer introduces deterministic AI decision loops, which provide the temporal reliability required for autonomous operation. Once a model produces an inference result, that result must be translated into action within predictable time boundaries. Deterministic execution frameworks ensure that decisions occur consistently and reliably, regardless of changes in workload or environmental conditions.

The inclusion of this layer emphasizes that embedded AI extends beyond prediction.

Intelligence becomes operational only when decisions can be executed in a manner that supports continuous interaction with physical systems and processes.

Embedded Multimodal Cognition

The fourth layer, multimodal AI sensor fusion pipelines, provides the perceptual capabilities necessary for environmental awareness. Embedded systems often rely on multiple sensing modalities, each contributing partial information about surrounding conditions. By integrating these diverse data streams, the sensor-fusion layer produces richer contextual understanding than any individual sensor can provide independently.

This layer marks the transition from computational intelligence to situational intelligence, enabling the system to interpret complex environments and respond appropriately to changing conditions.

Cognitive Safety Mechanisms

The final layer consists of safety-critical AI autonomy and failsafe mechanisms. Positioned at the base of the cognition stack, this layer supports the operational trustworthiness of the entire architecture. Confidence monitoring, anomaly detection, redundancy management, and safe-state transitions enable embedded systems to maintain reliable behavior even under degraded conditions, unexpected inputs, or component failures.

The placement of this layer illustrates an important architectural principle: autonomous intelligence must be accompanied by mechanisms that continuously evaluate and constrain system behavior to preserve safety and reliability.

An Integrated Architecture for Edge Intelligence

Taken as a whole, Figure 9.1-A6 illustrates how embedded AI evolves from computational capability into autonomous cognition. The hierarchy does not merely depict a sequence of technologies; it represents the gradual accumulation of capabilities that enable an embedded system to reason, perceive, decide, and act independently within the physical world. Each layer contributes a distinct function, yet all layers operate as a coordinated whole.

The figure also reinforces a broader theme of embedded AI architecture: successful edge intelligence emerges from the integration of efficiency, perception, decision-making, and trustworthiness rather than from any single AI model or processing component. Consequently, on-device embedded AI is best understood as a complete cognitive architecture in which computation, cognition, and operational assurance are tightly intertwined to enable reliable autonomous behavior under real-world constraints.

g. Concluding Perspectives on On-Device Embedded AI

The preceding discussion has examined the architectural foundations that enable artificial intelligence to operate directly within embedded systems. Collectively, the five core components of on-device embedded AI establish a comprehensive framework for localized cognition, enabling devices to perceive, reason, decide, and act independently within dynamic physical environments. Rather than functioning as isolated technologies, ultra-low-power inference engines, model optimization techniques, deterministic decision mechanisms, multimodal perception pipelines, and safety-assurance frameworks operate as a tightly integrated cognitive architecture whose purpose is to deliver intelligent behavior under severe constraints of power, memory, latency, and reliability.

From a systems perspective, on-device embedded AI represents the convergence of embedded computing, machine learning, real-time control, sensor integration, and safety engineering into a unified architectural paradigm. The resulting systems move beyond the traditional role of embedded controllers, which primarily execute predefined logic, and instead exhibit adaptive behavior based on learned representations and contextual understanding. Intelligence becomes embedded not merely in software but within the operational fabric of the device itself, allowing autonomous behavior to emerge at the point of interaction with the physical world.

The progression through the five architectural pillars also reveals an underlying evolution of capability. Ultra-low-power inference engines provide the computational substrate that makes local reasoning possible. Model compression and quantization transform sophisticated AI models into forms suitable for resource-constrained hardware. Deterministic decision loops convert inference outputs into predictable actions within real-time operating environments. Multimodal sensor fusion expands environmental awareness by integrating diverse sources of information into a coherent perceptual model. Finally, safety-critical autonomy and failsafe mechanisms provide the trustworthiness and resilience required for autonomous operation in real-world conditions. Together, these layers transform raw computational resources into a complete embedded cognition stack capable of supporting reliable and adaptive decision-making at the edge.

Table 9.1-A6 and Figure 9.1-A6 summarize this transformation by presenting the five architectural components as a unified framework for on-device intelligence. Viewed collectively, they demonstrate that successful embedded AI systems are not defined by a single algorithm, processor, or model, but by the coordinated interaction of computational efficiency, perceptual awareness, real-time execution, and operational safety. This integrated perspective is essential for understanding how modern autonomous devices achieve robust performance while operating within the constraints imposed by the physical environments in which they are

deployed.

More broadly, on-device embedded AI represents the foundational layer of intelligent cyber physical systems. It is the point at which artificial intelligence becomes embodied, situated, and actionable. Every perception event, control decision, safety intervention, and autonomous response ultimately depends upon the ability of the device to perform intelligent computation locally. In this sense, on-device AI forms the fundamental building block from which more complex forms of distributed and collaborative intelligence emerge.

While localized cognition provides autonomy at the device level, many real-world environments require intelligence that extends beyond the capabilities of a single embedded system. A robot may need information from nearby sensors, autonomous vehicles may need awareness of surrounding traffic conditions, industrial machines may benefit from plant-wide operational visibility, and smart-city infrastructure may require coordinated sensing across thousands of geographically distributed endpoints. In such environments, intelligence becomes most effective when individual cognitive agents are able to communicate, share observations, and coordinate decisions.

This need gives rise to the next major architectural domain: **AI-Driven IoT and Distributed Sensing Networks**. Whereas on-device embedded AI focuses on enabling intelligence within individual devices, AI-driven IoT architectures extend intelligence across interconnected ecosystems of sensors, edge nodes, and autonomous endpoints. The architectural emphasis shifts from localized cognition to collective perception, transforming isolated intelligent devices into collaborative networks capable of generating real-time environmental awareness at unprecedented scale.

The discussion now expands from the intelligence contained within a single embedded device to the intelligence that emerges across entire sensing infrastructures. This transition marks a fundamental progression in embedded AI architecture: the evolution from autonomous devices operating independently to distributed cognitive systems capable of observing, interpreting, and responding to the world as a coordinated whole.

B. AI-Driven IoT and Distributed Sensing Networks

While on-device embedded AI establishes the foundation for localized cognition, many real-world environments require intelligence that extends beyond the capabilities of any single device. Modern industrial systems, smart cities, intelligent transportation infrastructures, environmental monitoring grids, energy networks, and large-scale autonomous ecosystems operate across geographically distributed spaces where observations, events, and decisions are inherently interconnected. In such environments, meaningful intelligence emerges not only from the cognitive capabilities of individual devices but also from their ability to collaborate, share knowledge, coordinate actions, and collectively interpret complex environmental conditions. This broader architectural paradigm gives rise to **AI-driven IoT and distributed sensing networks**, where cognition becomes a distributed property of the network rather than a capability confined to an individual endpoint.

AI-driven IoT and distributed sensing networks represent the evolution of embedded intelligence from isolated cognitive devices into coordinated, environment-scale systems. Once individual nodes can perceive, interpret, decide, and act autonomously, the next architectural progression is enabling them to participate in a larger ecosystem of intelligent agents. Rather than functioning as passive telemetry endpoints that merely transmit sensor measurements to centralized systems, modern IoT devices increasingly perform local reasoning, contextual interpretation, anomaly detection, and adaptive decision-making before communicating with neighboring nodes or edge platforms. Each device contributes localized knowledge while simultaneously participating in a broader network that generates system-wide situational awareness.

This transformation fundamentally changes the role of sensing infrastructures. Traditional sensing networks were designed primarily for data collection, periodically transmitting observations to centralized databases where analysis occurred after the fact. AI-driven sensing networks, by contrast, transform perception into an active, distributed cognitive process. Intelligence is embedded throughout the network, allowing observations to be interpreted close to their source, enabling faster responses, reduced communication overhead, improved operational resilience, and greater scalability. As a result, sensing networks increasingly function as collaborative cognitive systems capable of interpreting environmental conditions, detecting meaningful events, and adapting behavior in real time.

From an architectural perspective, AI-driven IoT networks can be understood as systems of **collective perception**. Whereas on-device embedded AI emphasizes localized cognition within a single device, distributed sensing architectures enable multiple intelligent agents to contribute their observations to a shared understanding of the environment. Individual nodes perceive

only a limited portion of the operational landscape, but through communication and collaboration, the network develops a broader awareness that exceeds the capabilities of any single device. This collective perception enables intelligent infrastructure capable of monitoring large facilities, coordinating transportation systems, optimizing industrial operations, managing energy consumption, and responding dynamically to changing environmental conditions.

The emergence of distributed intelligence is also driven by practical engineering considerations. Continuously transmitting raw sensor data from millions of endpoints to centralized cloud platforms creates significant challenges related to bandwidth consumption, latency, scalability, privacy, energy efficiency, and cybersecurity. Modern AI-enhanced IoT architectures therefore distribute intelligence throughout the sensing hierarchy, allowing data filtering, feature extraction, event detection, anomaly assessment, and decision-making to occur at or near the point of observation. This architectural shift reduces communication overhead while increasing responsiveness and resilience.

In contemporary deployments, distributed sensing networks increasingly combine edge computing, embedded AI, federated learning, adaptive communications, and autonomous policy enforcement into unified cognitive ecosystems. These systems are capable not only of observing environmental conditions but also of continuously improving their behavior through learning, collaboration, and adaptation. Individual devices become participants in a distributed intelligence fabric that evolves over time as knowledge is generated, shared, and refined across the network.

To realize these capabilities, AI-driven IoT architectures rely upon five tightly integrated technological pillars. Intelligent sensor nodes provide localized preprocessing and feature extraction; adaptive sensing mechanisms focus network attention on meaningful events; anomaly detection capabilities support decentralized awareness and rapid response; federated learning enables collective improvement without centralizing sensitive data; and secure communication and policy enforcement mechanisms ensure trustworthy operation across large-scale deployments. Together, these capabilities transform distributed sensing networks into collaborative cognitive systems capable of generating real-time environmental awareness and system-level autonomy.

The transition from on-device embedded AI to AI-driven IoT and distributed sensing networks represents a fundamental expansion in the scope of machine intelligence. In on-device architectures, cognition is localized within a single endpoint, enabling autonomous perception and decision-making at the device level. In distributed sensing environments, however, intelligence becomes a network-wide capability that emerges through the interaction of many autonomous nodes. Achieving this form of collective perception requires a set of architectural

mechanisms that enable intelligent sensing, adaptive observation, decentralized anomaly awareness, collaborative learning, and secure coordination across large populations of devices. Table 9.1-B summarizes these foundational architectural pillars and highlights how each contributes to the creation of distributed cognitive systems capable of operating at environmental and infrastructure scales.

AI-driven IoT and distributed sensing networks differ from conventional sensor networks in a fundamental way: intelligence is embedded throughout the sensing infrastructure rather than being concentrated within a centralized processing platform. Individual devices are no longer limited to collecting and transmitting raw measurements. Instead, they actively participate in perception, interpretation, learning, communication, and governance processes that collectively generate system-wide situational awareness.

The architecture of distributed intelligence therefore depends upon multiple complementary capabilities operating across different layers of the network. Some capabilities focus on improving the intelligence of individual sensing nodes, while others enable collaboration across the broader ecosystem. Together, these layers transform collections of sensors into adaptive cognitive networks capable of observing, understanding, and responding to changing environmental conditions.

Table 9.1-B identifies the five core architectural pillars that support this transformation and provides a framework for understanding how distributed sensing networks evolve from passive monitoring infrastructures into intelligent and collaborative cyber-physical systems.

Table 9.1-B — Core Architectural Pillars of AI-Driven IoT and Distributed Sensing Networks

Architectural Pillar	Primary Objective	Key Technologies	AI Framing	Operational Contribution
AI-Enhanced Intelligent Sensor Nodes with On-Device Preprocessing	Transform raw sensing into local intelligence	TinyML, embedded neural networks, edge preprocessing, feature extraction	Localized perception	Reduces bandwidth and improves response time
AI-Driven Event Detection and Adaptive Sampling Strategies	Focus sensing resources on meaningful events	Event-driven AI models, adaptive sensing algorithms, contextual triggers	Attention-driven sensing	Improves efficiency, battery life, and sensing relevance

Edge-Level AI Anomaly Detection and Autonomous Local Alerting	Detect abnormal conditions in real time	Autoencoders, one-class classifiers, neural density estimation, local alert engines	Distributed situational awareness	Enables rapid decentralized response
Federated AI Learning Across Distributed IoT Devices	Improve network intelligence collaboratively	Federated learning, distributed optimization, model aggregation	Collective learning	Preserves privacy while enabling continuous improvement
Secure AI-Orchestrated Communication, Identity, and Policy Enforcement	Govern secure and trustworthy network operation	Device identity management, behavioral analytics, policy engines, secure enclaves	Cognitive governance	Protects integrity, trust, and operational resilience

Understanding the Distributed Intelligence Architecture

Table 9.1-B presents the architectural foundations through which distributed sensing networks acquire cognitive capabilities. Rather than functioning as independent technologies, the five pillars form a layered framework that progressively expands intelligence from individual sensor nodes to an interconnected ecosystem capable of collective perception, collaborative learning, and adaptive governance. Together, these capabilities define the transition from traditional IoT deployments to AI-enabled sensing infrastructures.

A notable feature of the framework is its progression from local intelligence to network intelligence. The first pillars focus on enhancing the cognitive capabilities of individual nodes, while the later pillars enable collaboration, adaptation, and trustworthy operation across the broader network. As a result, the table can be viewed as a roadmap for understanding how distributed cognition emerges from coordinated interactions among many autonomous devices.

Perceptual Foundation: Intelligent Sensor Nodes

The first architectural pillar, **AI-Enhanced Intelligent Sensor Nodes with On-Device Preprocessing**, establishes the perceptual foundation of distributed cognition. Intelligence begins at the point of sensing, where lightweight AI models perform preprocessing, feature extraction, filtering, and contextual interpretation before data enters the network. By transmitting meaningful representations rather than raw sensor streams, intelligent nodes

reduce bandwidth requirements while increasing responsiveness and scalability.

This capability fundamentally changes the role of sensing devices. Instead of functioning as passive measurement instruments, they become active perceptual agents capable of contributing semantic understanding to the broader network.

Attention Foundation: Adaptive Environmental Observation

The second pillar, **AI-Driven Event Detection and Adaptive Sampling Strategies**, introduces a form of network attention. Rather than continuously allocating sensing resources at fixed intervals, devices dynamically adjust their observational behavior based on environmental context and event significance.

This adaptive sensing capability improves energy efficiency and extends operational lifetime while ensuring that computational and communication resources are directed toward the most relevant environmental phenomena. In this sense, adaptive sampling operates similarly to selective attention mechanisms found in biological cognitive systems, focusing network awareness on meaningful changes rather than routine conditions.

Awareness Foundation: Distributed Situational Intelligence

The third pillar, **Edge-Level AI Anomaly Detection and Autonomous Local Alerting**, expands localized perception into distributed situational awareness. Individual devices continuously analyze their own observations and identify deviations that may indicate equipment failure, security concerns, environmental changes, or operational abnormalities.

Because anomaly detection occurs at the network edge, critical conditions can be recognized and communicated immediately without waiting for centralized processing. This decentralized awareness enhances responsiveness and increases resilience in environments where connectivity may be intermittent or latency-sensitive decisions are required.

Learning Foundation: Collective Cognitive Adaptation

The fourth pillar, **Federated AI Learning Across Distributed IoT Devices**, enables the network to evolve and improve its intelligence over time. Through federated learning mechanisms, devices contribute locally acquired knowledge to a shared learning process while retaining control over their underlying data.

This capability introduces a form of collective learning in which improvements achieved by one subset of devices can benefit the broader network. As a result, intelligence becomes a continuously evolving property of the sensing ecosystem rather than a static capability embedded within individual nodes.

Governance Foundation: Trustworthy Distributed Operation

The fifth pillar, **Secure AI-Orchestrated Communication, Identity, and Policy Enforcement in Industrial IoT**, provides the governance mechanisms necessary for trustworthy distributed autonomy. Large-scale sensing networks operate across complex environments where device authentication, communication integrity, access control, and policy compliance are essential requirements.

AI-assisted governance frameworks continuously monitor behavior, verify identities, enforce policies, and detect threats, ensuring that distributed cognition remains reliable and resilient in the presence of operational uncertainty and cyber-physical risks. This layer establishes the trust required for autonomous devices to collaborate safely across large-scale deployments.

An Integrated Distributed Cognitive Ecosystem

Viewed collectively, the five pillars presented in Table 9.1-B illustrate how intelligence expands beyond the boundaries of an individual device and becomes a property of the network itself. Intelligent sensors generate localized understanding, adaptive sensing mechanisms focus observational resources, anomaly detection establishes decentralized awareness, federated learning supports collective adaptation, and governance frameworks ensure secure collaboration. Together, these capabilities transform distributed sensing infrastructures into cognitive ecosystems capable of perceiving, learning, and responding at scales far beyond the capabilities of any single embedded device.

The architecture summarized in Table 9.1-B therefore represents an important milestone in the evolution of embedded intelligence. Whereas on-device embedded AI enables localized cognition, AI-driven IoT and distributed sensing networks enable collective perception. Through the interaction of many autonomous nodes, intelligence emerges as a network-wide phenomenon capable of supporting real-time environmental awareness, adaptive infrastructure management, and increasingly sophisticated forms of system-level autonomy.

To realize distributed intelligence at scale, AI-driven IoT architectures rely upon several tightly integrated capabilities that collectively transform conventional sensing infrastructures into collaborative cognitive ecosystems. These capabilities span the entire lifecycle of distributed intelligence, from localized perception and adaptive sensing to collaborative learning, anomaly detection, and secure governance. The following architectural pillars provide a conceptual roadmap for understanding how intelligence emerges across interconnected sensing networks.

Core Architectural Pillars of AI-Driven IoT and Distributed Sensing Networks

- **AI-Enhanced Intelligent Sensor Nodes with On-Device Preprocessing**

AI-enhanced intelligent sensor nodes form the foundation of distributed cognition. These nodes integrate lightweight neural encoders directly into sensing hardware, enabling preprocessing, feature extraction, filtering, and noise suppression before information leaves the device. Rather than transmitting raw telemetry, the nodes communicate compact, semantically meaningful representations that reduce bandwidth consumption while improving responsiveness and scalability. Vision sensors may transmit object embeddings instead of full images, acoustic sensors may communicate event signatures rather than continuous waveforms, and environmental sensors may report anomaly scores instead of complete time-series records. Through this transformation, sensing devices evolve from passive data collectors into active cognitive participants within the network.

- **AI-Driven Event Detection and Adaptive Sampling Strategies**

Building upon intelligent sensing, AI-driven event detection and adaptive sampling mechanisms enable devices to dynamically allocate sensing resources according to environmental conditions. Instead of operating at fixed sampling intervals, embedded AI models continuously assess contextual relevance and increase sensing resolution only when meaningful events occur. Motion patterns, vibration signatures, thermal anomalies, acoustic events, or environmental deviations trigger heightened observation rates, while stable conditions enable reduced sampling activity. This adaptive behavior improves energy efficiency, extends operational lifetime, and allows sensing resources to focus on the most significant phenomena.

- **Edge-Level AI Anomaly Detection and Autonomous Local Alerting**

Distributed awareness is further enhanced through edge-level anomaly detection and autonomous local alerting. Individual devices continuously analyze local data streams using lightweight anomaly-detection algorithms, allowing unusual conditions to be identified at the point of observation. Deviations from expected patterns may trigger immediate alerts, notifications, or protective actions without reliance on cloud infrastructure. Such capabilities support rapid response in industrial facilities, smart buildings, transportation systems, and environmental monitoring deployments, ensuring operational resilience even under degraded network connectivity.

- **Federated AI Learning Across Distributed IoT Devices**

Federated learning enables distributed sensing networks to improve collective intelligence without centralizing sensitive information. Rather than transmitting raw data, individual devices train local models and share only model updates, which are aggregated into network-wide intelligence. This approach preserves privacy, reduces communication overhead, and allows learning processes to adapt to geographically diverse operating environments. Through

federated learning, distributed sensing systems become continuously evolving cognitive ecosystems capable of benefiting from the collective experience of thousands or millions of participating devices.

- **Secure AI-Orchestrated Communication, Identity, and Policy Enforcement**

Secure communication and governance mechanisms provide the trust foundation of distributed cognition. AI-assisted security frameworks continuously evaluate device identities, communication patterns, policy compliance, and behavioral integrity. Intelligent policy engines detect anomalies, manage trust relationships, enforce access controls, and respond to suspicious activity through isolation, throttling, or automated remediation actions. Combined with encryption, secure enclaves, and hardware-rooted identity mechanisms, these capabilities ensure that distributed intelligence remains resilient, trustworthy, and resistant to cyber-physical threats.

Table 9.1-B identifies the five foundational pillars that enable AI-driven IoT and distributed sensing networks to move beyond conventional data collection and toward distributed cognition. While the table summarizes the role and contribution of each architectural capability, the operation of large-scale sensing systems cannot be fully understood by examining individual components in isolation. Distributed intelligence emerges through the interaction of intelligent sensor nodes, adaptive sensing mechanisms, anomaly detection capabilities, collaborative learning processes, and secure governance frameworks. Figure 9.1-B provides a systems-level representation of these interactions by illustrating how the architectural pillars combine to form a distributed cognitive stack that transforms localized perception into collective environmental intelligence.

Unlike traditional IoT architectures, which primarily focus on acquiring and transmitting data, AI-driven sensing networks embed intelligence throughout the sensing hierarchy. Individual devices perform local perception and reasoning, edge nodes provide situational awareness, federated learning mechanisms support continuous adaptation, and governance systems ensure secure and trustworthy collaboration. Collectively, these capabilities create a distributed cognitive ecosystem capable of observing, interpreting, and responding to environmental conditions at scales that exceed the capabilities of any individual device.

Figure 9.1-B conceptualizes this ecosystem as a layered distributed intelligence architecture. The figure illustrates the progression from localized perception at intelligent sensing nodes to network-wide learning, coordination, and governance. Each layer contributes a distinct cognitive capability, while the interactions among layers enable the emergence of collective intelligence across the sensing infrastructure.

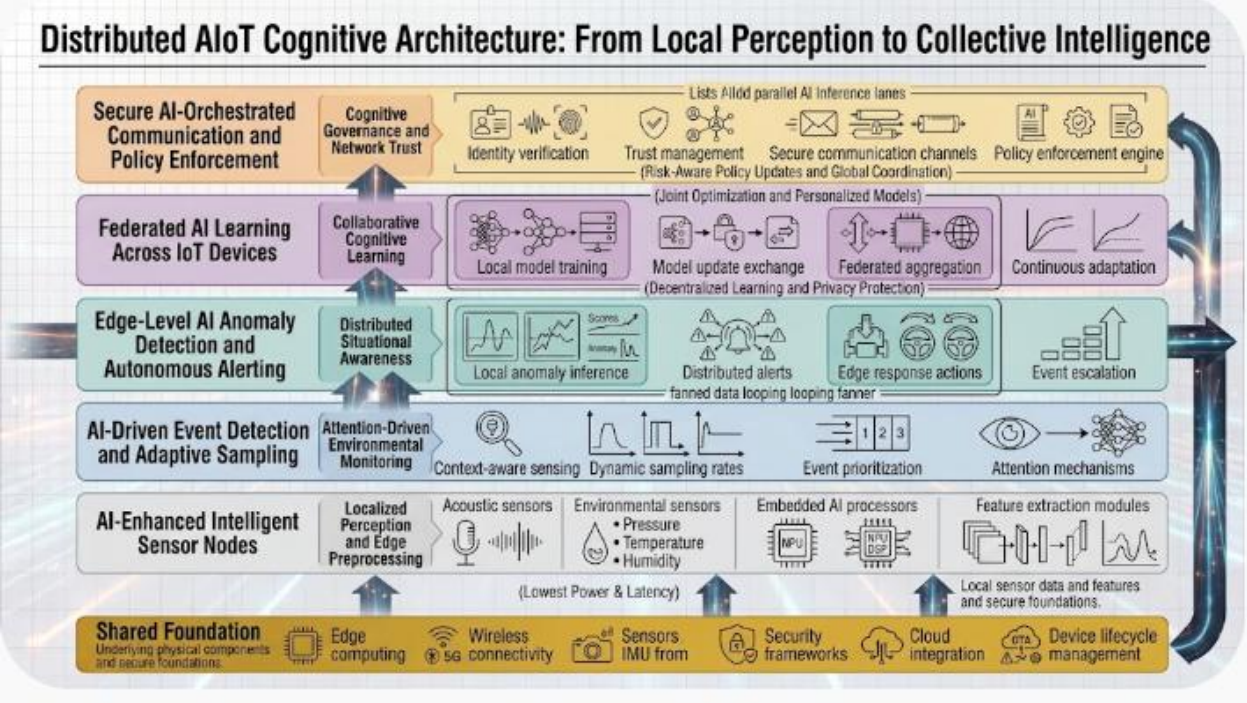

Figure 9.1-B — Distributed AIoT Cognitive Architecture: From Local Perception to Collective Intelligence

The architecture begins with AI-enhanced intelligent sensor nodes that perform local preprocessing and feature extraction, progresses through adaptive sensing and decentralized anomaly awareness, incorporates collaborative federated learning across distributed devices, and culminates in AI-orchestrated communication, policy enforcement, and trust management. Together, these layers transform distributed sensing infrastructures into cognitive ecosystems capable of generating real-time environmental awareness, adaptive behavior, and system-level autonomy.

Legend

- ***AI-Enhanced Intelligent Sensor Nodes***
  This layer represents the perceptual foundation of distributed intelligence. Embedded AI models perform local preprocessing, feature extraction, encoding, filtering, and contextual interpretation directly at the point of sensing.
  AI Framing: *Localized perception and edge processing.*

- ***AI-Driven Event Detection and Adaptive Sampling***
  This layer enables context-aware sensing behavior. AI models dynamically adjust sensing frequency, prioritize significant observations, and focus computational resources on environmentally relevant events.
  AI Framing: *Attention-driven environmental monitoring.*

- ***Edge-Level AI Anomaly Detection and Autonomous Alerting***
  This layer provides decentralized awareness by enabling devices to detect abnormal conditions and initiate local responses without requiring cloud intervention.
  AI Framing: *Distributed situational awareness.*

- ***Federated AI Learning Across IoT Devices***
  This layer facilitates collaborative adaptation by allowing devices to learn from local experiences while contributing to network-wide intelligence without sharing raw data.
  AI Framing: *Collaborative cognitive learning.*

- ***Secure AI-Orchestrated Communication and Policy Enforcement***
  This layer provides trust and governance functions that support secure communication, device authentication, behavioral verification, policy enforcement, and operational integrity across the network.
  AI Framing: *Cognitive governance and network trust.*

- ***Shared Foundation Layer***
  The bottom layer represents the common infrastructure upon which all distributed AIoT capabilities depend:

  - *Edge computing resources*
  - *Wireless connectivity*
  - *Sensor platforms*
  - *Security frameworks*
  - *Cloud integration services*
  - *Device lifecycle management*

- ***Vertical Flow Paths***
  The arrows indicate the progression of intelligence from local sensing activities toward increasingly collaborative, adaptive, and governance-oriented network functions.

Understanding the Distributed AIoT Cognitive Stack

Figure 9.1-B presents AI-driven IoT and distributed sensing networks as a layered cognitive architecture in which intelligence progressively expands beyond the boundaries of individual devices. The figure illustrates how localized perception, adaptive observation, decentralized awareness, collaborative learning, and secure governance collectively contribute to the emergence of system-wide intelligence. Rather than depicting a collection of independent technologies, the figure portrays distributed cognition as an integrated architectural framework through which environmental awareness becomes a shared property of the network.

Localized Perception as the Foundation of Distributed Cognition

The lowest operational layer of the architecture consists of AI-enhanced intelligent sensor nodes. These nodes serve as the network's perceptual interface with the physical world. Through local preprocessing and embedded AI inference, raw observations are transformed into meaningful representations before being communicated to other parts of the system.

This layer establishes a fundamental principle of modern AIoT architectures: intelligence begins at the source of observation. By embedding cognition directly within sensing devices, networks reduce communication overhead while increasing responsiveness and scalability.

Attention-Driven Monitoring and Adaptive Observation

The next layer introduces adaptive sensing behavior. Rather than observing the environment through static sampling schedules, AI-driven event detection allows devices to continuously evaluate contextual significance and allocate sensing resources accordingly.

This capability functions analogously to selective attention in biological systems. Resources are directed toward meaningful environmental changes while routine conditions receive less attention. As a result, the network becomes more energy efficient and operationally focused.

Distributed Situational Awareness

The anomaly detection layer extends local perception into network-wide awareness. Through decentralized anomaly detection and autonomous alert generation, individual nodes actively participate in recognizing unusual conditions and emerging risks.

An important characteristic of this layer is that awareness remains distributed. Intelligence is not dependent upon a centralized authority to identify significant events. Instead, each node contributes its own observations to the broader cognitive ecosystem, increasing responsiveness and resilience.

Collaborative Learning Across the Network

The federated learning layer introduces a crucial dimension of distributed cognition: collective adaptation. Through federated learning mechanisms, knowledge generated by individual devices contributes to the improvement of network-wide models. Intelligence therefore evolves continuously as devices share learned experiences while maintaining local control over their underlying data.

This capability transforms the network from a static sensing infrastructure into a continuously improving cognitive system capable of adapting to changing environments and operational requirements.

Governance, Trust, and Cognitive Security

The uppermost layer emphasizes that large-scale distributed intelligence requires mechanisms for trust and governance. Communication integrity, identity verification, policy enforcement, and behavioral monitoring are essential prerequisites for reliable collaboration among autonomous devices.

By embedding security and governance directly into the architecture, the system can maintain trustworthy operation even in complex and potentially hostile environments. This layer ensures that collective intelligence remains both effective and resilient.

From Local Perception to Collective Intelligence

Viewed as a whole, Figure 9.1-B illustrates a fundamental transition in the evolution of intelligent systems. Intelligence is no longer confined to individual endpoints nor centralized within cloud infrastructure. Instead, cognition emerges through the coordinated activities of many autonomous, perceptive, adaptive, and secure devices operating across a shared environment.

The figure reinforces a central theme of AI-driven IoT architectures: collective intelligence arises when local perception, adaptive sensing, anomaly awareness, collaborative learning, and secure governance operate together as a unified cognitive ecosystem. Through this integration, distributed sensing networks become capable of generating real-time environmental awareness, adaptive infrastructure behavior, and increasingly sophisticated forms of system-level autonomy.

The architectural framework presented in Table 9.1-B and Figure 9.1-B illustrates how distributed intelligence emerges through the coordinated interaction of perception, adaptation, anomaly awareness, collaborative learning, and secure governance. However, collective intelligence cannot arise without first establishing intelligence at the individual node level. Every adaptive sensing decision, anomaly alert, federated learning update, and policy enforcement action ultimately begins with a sensing device's ability to interpret its own observations locally. Consequently, the foundation of AI-driven IoT and distributed sensing networks resides in intelligent sensor nodes equipped with on-device preprocessing capabilities. These nodes represent the first stage of distributed cognition, transforming raw data streams into meaningful representations that can be efficiently shared, analyzed, and integrated across the broader network. Understanding how intelligence is embedded directly within sensing devices therefore provides the starting point for understanding how network-scale cognition emerges from the collaboration of many autonomous endpoints.

a. AI-Enhanced Intelligent Sensor Nodes with On-Device Preprocessing

AI-enhanced intelligent sensor nodes with on-device preprocessing represent the foundational layer of distributed cognition in AI-driven Internet of Things (AIoT) systems. They transform conventional sensing devices—which traditionally operate primarily as data-acquisition endpoints transmitting raw measurements to centralized processors—into intelligent, localized perception modules capable of interpreting sensor signals, extracting relevant features, suppressing noise, identifying meaningful patterns, and generating structured representations directly at the network edge. This architectural transformation shifts IoT from **raw-data collection toward distributed, AI-driven information processing**, enabling individual sensing devices to contribute meaningful intelligence rather than simply forwarding continuous streams of unfiltered telemetry.

In conventional IoT architectures, sensors capture physical phenomena such as temperature, pressure, vibration, motion, sound, light, chemical concentrations, and spatial geometry. Their measurements are transmitted through communication gateways to edge servers or cloud platforms, where computationally intensive filtering, feature extraction, classification, and interpretation are performed. Although this centralized model supports sophisticated analytics, it creates substantial demands on network bandwidth, communication energy, processing infrastructure, and end-to-end response time. It can also introduce unnecessary data exposure when sensitive information, such as video or audio, must be transmitted beyond the device where it originates.

AI-enhanced sensor nodes address these limitations by distributing selected perception and preprocessing functions directly into the sensing layer. Each node performs an initial stage of localized intelligence before communicating with the rest of the network. Instead of transmitting every measurement, it can identify relevant patterns, calculate descriptive features, estimate signal quality, recognize preliminary events, and communicate compact information about its observations. The result is a distributed sensing architecture in which intelligence begins at the point of data acquisition.

Sensor-Native AI Encoders and Localized Perception — Intelligence at the Point of Acquisition

From an explicit AI architectural perspective, intelligent sensor nodes operate as **micro-perception engines**. Each node integrates sensing hardware, embedded processing, local memory, signal-conditioning components, and lightweight AI models optimized for the characteristics of its sensing modality. These models transform physical measurements into representations that are more useful for downstream inference and distributed decision-making.

Different sensor modalities require different preprocessing and encoding strategies:

- **Vision-Based Sensor Nodes:** Camera-equipped nodes use compact convolutional neural networks (CNNs), lightweight vision transformers, or hybrid architectures such as MobileViT-style models to interpret image and video streams. Depending on the application, local processing may include image normalization, motion estimation, object detection, region-of-interest extraction, scene classification, and visual feature encoding. Rather than transmitting every captured frame, a node may report detected objects, their approximate positions, motion vectors, confidence estimates, or selected visual embeddings. This is particularly useful in surveillance, smart buildings, traffic monitoring, industrial inspection, and autonomous robotics.
- **Acoustic and Audio Sensor Nodes:** Microphone-equipped nodes process raw waveforms through digital filtering, windowing, spectral transformation, and feature extraction. Lightweight 1D or 2D CNNs, recurrent neural networks, and compact audio transformers can classify acoustic events, identify abnormal sound patterns, recognize machine operating signatures, or detect selected voice commands. Mel-frequency cepstral coefficients (MFCCs), spectrograms, and learned audio embeddings provide alternative representations for downstream analysis. Applications include industrial acoustic monitoring, equipment fault detection, environmental sound classification, and context-aware voice interfaces.
- **Inertial and Motion-Sensing Nodes:** Accelerometers, gyroscopes, magnetometers, and other inertial measurement units (IMUs) generate high-frequency motion telemetry. Lightweight temporal CNNs, recurrent models, and attention-based encoders can identify movement patterns, estimate activity states, recognize vibration signatures, and detect deviations from expected motion profiles. Local processing may also incorporate sensor calibration, coordinate transformation, orientation estimation, and signal synchronization. These capabilities support wearable sensing, robotics, autonomous navigation, structural monitoring, and industrial motion analysis.
- **Radar and Lidar Sensor Nodes:** Radar and lidar systems generate spatial measurements, range information, velocity estimates, and point-cloud representations. Depending on the hardware and computational budget, intelligent nodes may use grid-based encoders, sparse convolutional networks, compact point-cloud architectures, or specialized radar-processing models. Radar preprocessing may include range-Doppler transformation, clutter suppression, target extraction, and motion estimation, while lidar preprocessing may include point-cloud filtering, geometric segmentation, and spatial feature extraction. These operations produce compact representations of nearby objects,

obstacles, and spatial structures.

- **Environmental and Industrial Sensor Nodes:** Temperature, humidity, pressure, gas, particulate, chemical, and vibration sensors generate measurements that may be individually simple but collectively complex. Lightweight multilayer perceptrons (MLPs), temporal models, statistical learning methods, and compact anomaly-oriented neural networks can interpret measurement trends, identify unusual combinations of environmental variables, and estimate operating conditions. For example, an industrial sensor node may combine temperature, vibration, and pressure measurements to recognize early indicators of equipment degradation.

The choice of model depends on the sensor modality, sampling rate, available processor, memory capacity, energy budget, and required inference latency. A compact CNN may be appropriate for visual classification, while a temporal convolutional network may be better suited to vibration analysis. In many embedded applications, specialized preprocessing algorithms and conventional signal-processing methods operate alongside neural networks rather than being replaced by them.

On-Device Signal Conditioning, Noise Suppression, and Feature Extraction

Before sensor information is transformed into an AI representation, it must be prepared for reliable interpretation. Real-world sensor signals frequently contain noise, interference, missing observations, calibration errors, environmental artifacts, and variations in sampling conditions. If these effects are not addressed, they can propagate through downstream neural networks and degrade the reliability of the entire distributed sensing architecture.

Intelligent sensor nodes therefore incorporate a preprocessing pipeline that combines conventional signal processing with AI-based enhancement and feature extraction.

- **Signal Conditioning and Normalization:** Raw measurements undergo operations such as filtering, scaling, normalization, resampling, and calibration. These procedures establish consistent input characteristics and reduce irrelevant variation before AI inference. Depending on the sensor, preprocessing may include low-pass or band-pass filtering, background subtraction, image normalization, waveform segmentation, or coordinate alignment.
- **AI-Based Noise Suppression and Signal Enhancement:** Lightweight neural networks can identify and suppress selected forms of interference, distinguish meaningful signals from background activity, and improve the quality of measurements under variable operating conditions. For example, acoustic nodes may suppress background noise, vision nodes

may compensate for selected imaging artifacts, and industrial monitoring nodes may separate normal operating vibration from interference. AI-based enhancement complements conventional filtering, particularly when noise characteristics are nonlinear or difficult to model analytically.

- **Feature Extraction and Dimensionality Reduction:** Rather than forwarding complete raw measurements, the node may calculate descriptive features or use a trained encoder to produce a lower-dimensional representation. Examples include spectral energy distributions, motion descriptors, visual object features, temporal signatures, and learned latent representations. This reduces the amount of information that must be communicated while preserving features relevant to downstream inference.
- **Signal-Quality and Confidence Assessment:** The node can evaluate the reliability of its own measurements by monitoring signal-to-noise ratio, saturation, missing samples, sensor consistency, calibration status, and model confidence. These quality indicators can accompany the processed information so that downstream edge systems can distinguish reliable observations from potentially degraded measurements.

An important architectural distinction is that preprocessing preserves information required by subsequent tasks. Excessive filtering, compression, or dimensionality reduction may remove subtle signals that are important for detecting emerging faults or unusual environmental conditions. Consequently, preprocessing models and parameters are validated against actual operating conditions and downstream inference requirements.

Semantic Encoding and Compact Information Representation — From Measurements to Meaning

One of the most important contributions of AI-enhanced sensor nodes is their ability to convert high-volume sensor measurements into compact, semantically meaningful representations. This moves the sensing architecture beyond simple data compression toward **task-oriented information encoding**.

In this architecture, a node may transform raw observations into several complementary forms of information:

- **Descriptive Features:** Numerically summarized characteristics of the signal, such as frequency-domain features, motion statistics, temperature gradients, vibration amplitudes, or object dimensions.
- **Semantic Labels and Classifications:** Interpretable outputs describing detected conditions, such as a machine operating state, a recognized acoustic event, a detected

object category, or an environmental condition.

- **Learned Feature Embeddings:** Compact numerical vectors generated by neural encoders that represent relevant patterns in the original sensor input. These embeddings can be consumed by downstream classification, similarity-search, clustering, or multimodal fusion models.
- **Temporal and Spatial Metadata:** Timestamps, sensor identifiers, spatial coordinates, motion estimates, sampling intervals, and other contextual information needed to interpret observations correctly.
- **Confidence and Data-Quality Indicators:** Estimates of prediction reliability, signal integrity, and potential measurement degradation that help downstream systems evaluate the reliability and usability of an observation.

For example, a camera node in a smart manufacturing environment may process a sequence of video frames locally and produce an object embedding, detected defect category, approximate object location, and confidence estimate. An acoustic node monitoring the same production line may generate a vibration or sound embedding associated with a particular machine state. An edge server can subsequently combine these outputs to determine whether the visual and acoustic observations indicate a common equipment fault.

This approach reduces the need to transmit continuous raw data and allows downstream systems to operate on structured information. However, semantic embeddings are not universally interchangeable with raw measurements. A compressed representation may preserve information useful for one classification task while discarding details needed for another. It may also be difficult to interpret independently or use for forensic reconstruction.

Consequently, a robust AIoT architecture supports **multiple levels of data representation**. Depending on the application, sensor nodes may transmit compact features during normal operation, selected event summaries when activity increases, and short raw-data segments when detailed verification or diagnostics are required. This hierarchical representation strategy balances communication efficiency with the need to preserve access to sufficiently detailed evidence.

Edge-Native Computation and Resource-Aware AI Execution

Intelligent sensor nodes typically operate under substantial hardware constraints. Unlike cloud servers, they may have limited processor performance, restricted memory, small energy-storage capacity, and stringent thermal and physical design requirements. Their AI models must therefore be selected and optimized according to the actual computational capabilities of the

device.

Several hardware and software mechanisms support efficient local intelligence:

- **Low-Power Processing Architectures:** Microcontrollers, digital signal processors (DSPs), embedded neural processing units (NPUs), and specialized AI accelerators execute sensor preprocessing and inference within constrained power budgets. The appropriate architecture depends on model complexity, required throughput, latency, and energy consumption.
- **Model Compression and Quantized Inference:** Neural networks can be optimized using post-training quantization, quantization-aware training, pruning, and knowledge distillation. Integer-based computation, including INT8 and, where supported, lower-precision formats, can reduce memory requirements and computational energy. The resulting performance depends on the model, hardware instructions, and operator implementation.
- **Memory-Aware Processing:** Local SRAM, efficient buffering, data reuse, and optimized tensor layouts reduce unnecessary data movement between processing units and memory. Because memory access can consume a significant portion of the energy required for embedded inference, minimizing data transfers is often as important as reducing arithmetic operations.
- **Task-Specific Execution Scheduling:** Sensor acquisition, signal conditioning, AI inference, and communication tasks can be scheduled according to their timing requirements and computational priorities. Critical sensing operations may receive predictable execution resources, while less urgent analytical functions operate opportunistically.
- **Adaptive Computational Allocation:** The node may adjust inference frequency, model complexity, or preprocessing depth according to observed activity, battery condition, thermal constraints, and application requirements. More intensive processing can be activated when unusual signals or potentially important events are detected.

These mechanisms allow intelligence to operate close to the physical source of information without requiring every sensing device to execute large, general-purpose AI models. The objective is not to maximize local computational complexity, but to allocate sufficient intelligence to each node to improve the performance of the distributed system as a whole.

Privacy-Preserving Local Processing and Selective Data Transmission

On-device preprocessing also provides an important architectural foundation for privacy-aware AIoT deployments. Many sensor modalities capture information that may reveal personal

behavior, identity, location, activities, or sensitive operational details. Continuous transmission of raw video, audio, biometric, or environmental data can increase exposure to unauthorized access and unnecessary data retention.

By performing selected inference and feature extraction locally, intelligent sensor nodes can reduce the amount of sensitive information leaving the device. For example, a camera node may transmit occupancy counts or object classifications rather than continuous video, while an acoustic node may report recognized environmental events without forwarding complete recordings.

This approach supports several privacy-by-design mechanisms:

- **Local Data Minimization:** Process raw sensor information locally and transmit only the information necessary for the intended application.
- **Selective Raw-Data Retention:** Keep sensitive raw measurements within the device for a limited period or retain only selected segments required for diagnostics, subject to the applicable policy.
- **Representation-Level Privacy Controls:** Evaluate whether transmitted features or embeddings could reveal sensitive information. Learned representations are not inherently anonymous and may retain recoverable information about their source data.
- **Encrypted Communication and Access Control:** Protect transmitted information through authenticated communication channels, encryption, and identity-based access policies.
- **Policy-Aware Data Processing:** Enforce rules governing which data types may be collected, processed, stored, or transmitted, including restrictions associated with user consent and operational requirements.

Local processing therefore reduces unnecessary data movement and can limit privacy exposure, but it does not automatically guarantee privacy. The architecture must consider the information content of transmitted embeddings, the security of the device itself, and the policies governing data access throughout the network.

The Sensor Node as the Foundational Unit of Distributed Cognition

AI-enhanced intelligent sensor nodes establish the first level of intelligence within a distributed AIoT architecture. They determine how physical phenomena are captured, how measurements are conditioned, which features are extracted, and what information is made available to the wider network. By combining sensor-specific AI encoders, local signal processing, semantic representation, resource-aware inference, and privacy-conscious data handling, these nodes

transform conventional sensing infrastructure into a distributed population of intelligent perception modules.

Their importance extends beyond reducing communication bandwidth or moving computation closer to the data source. They establish a decentralized information-processing model in which intelligence is distributed across the sensing infrastructure itself. Each node contributes localized knowledge about its environment, while gateways, edge servers, and cloud platforms integrate information from multiple sources to construct broader situational awareness.

This creates a scalable foundation for distributed intelligence across smart buildings, industrial facilities, transportation networks, energy infrastructure, environmental monitoring systems, and large-scale sensor deployments. Nevertheless, continuously processing and transmitting information is not always the most efficient operating strategy. Even an intelligent sensor node can waste energy and communication resources if it performs unnecessary inference or samples its environment at a fixed, excessive rate.

The architectural capabilities discussed thus far illustrate how intelligent sensor nodes extend sensing beyond simple measurement acquisition to include localized perception, feature extraction, semantic interpretation, and resource-aware information processing. Rather than functioning as passive telemetry sources, these devices perform an initial stage of intelligence directly at the point of observation, transforming raw physical measurements into structured representations that can support distributed decision-making across larger AIoT systems. Achieving this capability requires the coordinated integration of sensing hardware, preprocessing pipelines, AI encoders, semantic representation mechanisms, resource-management strategies, and privacy-conscious communication controls. Table 9.1-B1 summarizes the principal architectural components that enable AI-enhanced sensor nodes to operate as distributed micro-perception systems within modern AIoT infrastructures.

Table 9.1-B1 presents a structured overview of the major architectural components that transform conventional sensing devices into intelligent AI-enhanced sensor nodes. The table organizes these components according to their functional roles within the sensing and preprocessing pipeline, beginning with physical data acquisition and progressing through feature extraction, semantic encoding, resource-aware execution, privacy management, and communication. Collectively, these components establish the foundation for distributed cognition at the sensing layer, enabling AIoT systems to generate meaningful information closer to the source of data generation while reducing communication overhead and improving operational responsiveness.

Table 9.1-B1 — Architectural Components of AI-Enhanced Intelligent Sensor Nodes with On-Device Preprocessing

Architectural Component	Primary Function	Representative Techniques	Information Produced	Resource Considerations	Representative Applications
Sensor-Native Acquisition	Capture physical phenomena from the environment	Cameras, microphones, IMUs, radar, lidar, temperature, vibration, pressure, environmental sensors	Raw measurements and telemetry streams	Sampling rate, sensor precision, power consumption	Smart buildings, robotics, industrial monitoring
Modality-Specific AI Encoders	Transform raw measurements into task-relevant feature representations	MobileNet CNNs, lightweight transformers, audio CNNs, temporal CNNs, PointNet-style architectures, MLPs	Feature embeddings and encoded representations	Memory footprint, model complexity, inference latency	Vision analytics, acoustic intelligence, motion recognition
Signal Conditioning and Normalization	Improve data quality and establish consistent inputs for downstream processing	Filtering, scaling, calibration, resampling, normalization, coordinate alignment	Cleaned and standardized measurements	Processing overhead and signal preservation	Industrial instrumentation, environmental sensing

AI-Based Noise Suppression and Signal Enhancement	Reduce interference and improve signal interpretability	Denoising autoencoders, lightweight enhancement networks, adaptive filtering	Enhanced signal representations	Additional computational cost	Audio processing, vibration monitoring, imaging systems
Feature Extraction and Dimensionality Reduction	Compress information while preserving task-relevant characteristics	Spectral analysis, latent embeddings, statistical descriptors, encoder networks	Compact feature vectors	Trade-off between compression and information retention	Predictive maintenance, anomaly detection
Signal-Quality and Confidence Assessment	Evaluate reliability of observations and local inference outputs	SNR estimation, calibration monitoring, confidence scoring, anomaly detection	Quality indicators and confidence metrics	Monitoring complexity and false-alarm management	Safety-critical monitoring systems
Semantic Encoding and Classification	Convert measurements into meaningful, interpretable information	Classification models, anomaly detectors, event-recognition networks	Labels, events, object categories, operating states	Application-specific model selection	Smart surveillance, industrial diagnostics
Temporal and Spatial Metadata Integration	Preserve contextual information needed for	Timestamping, geolocation, motion estimation,	Contextual metadata and observation history	Storage and synchronization requirements	Tracking, localization, distributed sensing

	interpretat-ion	sensor identity management			
Resource-Aware AI Execution	Execute AI workloads within embedded hardware limitations	Quantized inference, model compression, memory-aware execution	Efficient local intelligence	Processing, memory, and energy constraints	Battery-powered edge devices
Adaptive Computational Allocation	Dynamically adjust workload according to operating conditions	Event-triggered inference, adaptive scheduling, dynamic model scaling	Optimized computational resource usage	Balancing responsiveness and efficiency	Wearables, remote monitoring systems
Privacy-Preserving Local Processing	Minimize exposure of sensitive information	Local inference, feature-only transmission, selective retention	Privacy-filtered outputs	Privacy-performance trade-offs	Healthcare, smart homes, workplace monitoring
Selective Communica-tion	Transmit only relevant information to higher-layer infrastruct-ure	Event summaries, embeddings, confidence reports, compressed telemetry	Structured information rather than raw data	Communica-tion bandwidth limitations	Large-scale AIoT deployments

From Raw Measurements to Distributed Cognition

The architectural components summarized in Table 9.1-B1 illustrate a fundamental shift in the role of sensing devices within intelligent systems. Traditional sensor architectures primarily

function as measurement collectors that forward raw observations to centralized processing resources. In contrast, AI-enhanced sensor nodes perform a substantial portion of perception and interpretation directly within the sensing layer. As a result, intelligence becomes distributed throughout the sensing infrastructure rather than concentrated exclusively within edge servers or cloud platforms.

A useful way to understand the table is to view the sensor node as a layered information-processing architecture. Each component contributes to the progressive transformation of raw physical measurements into increasingly meaningful representations capable of supporting higher-level analytics and distributed decision-making.

At the foundation of this architecture is the **Sensor-Native Acquisition Layer**, which interfaces directly with the physical environment. Cameras, microphones, inertial sensors, radar systems, lidar sensors, temperature probes, vibration monitors, and environmental sensors capture observations describing the state of the surrounding world. These raw signals provide the informational basis for all subsequent processing activities, but in their original form they often contain noise, redundancy, and variability that limit their immediate usefulness.

The next stage consists of **Signal Conditioning and Normalization** together with **AI-Based Noise Suppression and Signal Enhancement**. These components improve signal quality before AI inference occurs. By filtering interference, correcting calibration differences, normalizing measurements, and enhancing relevant features, the preprocessing pipeline increases the reliability of downstream analysis. This stage is particularly important because errors or distortions introduced at the sensing layer can propagate throughout the entire distributed system if left unaddressed.

Following preprocessing, **Modality-Specific AI Encoders** and **Feature Extraction Mechanisms** transform sensor signals into compact computational representations. Different sensing modalities require specialized processing approaches because visual imagery, acoustic waveforms, inertial measurements, point clouds, and environmental telemetry all possess distinct characteristics. Neural encoders and feature-extraction algorithms therefore act as modality-specific perception engines, producing embeddings and descriptors that preserve task-relevant information while reducing computational and communication requirements.

The table further highlights the growing importance of **Semantic Encoding and Classification**. Rather than transmitting only numerical measurements, intelligent sensor nodes can generate higher-level representations such as object categories, activity labels, machine operating states, anomaly indicators, or event descriptions. This capability moves the architecture beyond data transmission and toward information generation. Consequently, downstream systems can

operate on semantically meaningful observations rather than reconstructing meaning from large volumes of raw data.

Equally important are the mechanisms supporting **Signal-Quality and Confidence Assessment** and **Temporal and Spatial Metadata Integration**. Confidence estimates, signal-quality indicators, timestamps, location references, and contextual information help downstream systems evaluate the reliability and significance of received observations. These additional descriptors provide critical context that helps transform isolated measurements into interpretable and trustworthy information sources.

The table also emphasizes that sensor intelligence must operate within practical hardware limitations. Components related to **Resource-Aware AI Execution** and **Adaptive Computational Allocation** address this challenge by optimizing AI workloads according to available processing power, memory capacity, energy reserves, and operational priorities. Quantized inference, memory-aware execution, dynamic scheduling, and event-triggered processing enable sophisticated sensing capabilities without exceeding the constraints of embedded hardware platforms.

Another significant architectural dimension involves **Privacy-Preserving Local Processing** and **Selective Communication and Data Transmission**. By extracting relevant features and semantic information locally, sensor nodes can reduce the need to transmit sensitive raw data beyond the device where it is generated. Carefully designed communication strategies allow only the most relevant information to be shared with upstream edge and cloud resources, thereby reducing bandwidth consumption while supporting privacy-aware operation.

Taken together, the components presented in Table 9.1-B1 demonstrate that AI-enhanced sensor nodes function as far more than sophisticated measurement devices. They serve as distributed micro-perception systems capable of interpreting environmental conditions, evaluating information quality, generating semantic representations, managing computational resources, and selectively communicating information throughout the broader network. This transformation establishes the sensor node as the foundational unit of distributed cognition within AIoT architectures.

In this distributed model, intelligence originates at the sensing layer rather than only at centralized computational platforms. Individual nodes contribute localized knowledge, edge infrastructure integrates information across multiple devices, and higher-level systems develop broader situational awareness from the collective observations of the sensing network. Consequently, AI-enhanced sensor nodes provide the architectural foundation upon which scalable, efficient, and context-aware AIoT systems are built.

While Table 9.1-B1 identifies the principal architectural components that enable intelligent sensor nodes to perform localized perception and preprocessing, the functional relationships among these components are most clearly understood when viewed as an integrated sensing and information-processing pipeline. In practice, sensor acquisition, signal conditioning, feature extraction, semantic encoding, confidence assessment, resource management, and communication operate as interconnected processes that progressively transform raw measurements into structured information. This coordinated processing enables distributed cognition to originate directly within the sensing infrastructure rather than exclusively within higher-level computing platforms. Figure 9.1-B1 extends the concepts summarized in Table 9.1-B1 by illustrating how information flows through an AI-enhanced sensor node and how local intelligence contributes to broader AIoT perception and decision-making architectures.

Figure 9.1-B1 presents a conceptual architecture for an AI-enhanced intelligent sensor node equipped with on-device preprocessing capabilities. The figure illustrates the flow of information from physical observation through sensing, feature extraction, state estimation, semantic interpretation, and localized decision support. It demonstrates how embedded AI transforms sensor measurements into structured representations that can be efficiently communicated to edge gateways, distributed AI platforms, and cloud-based analytical systems. By integrating sensing, preprocessing, inference, and information management within a single architecture, intelligent sensor nodes become foundational elements of distributed AIoT cognition.

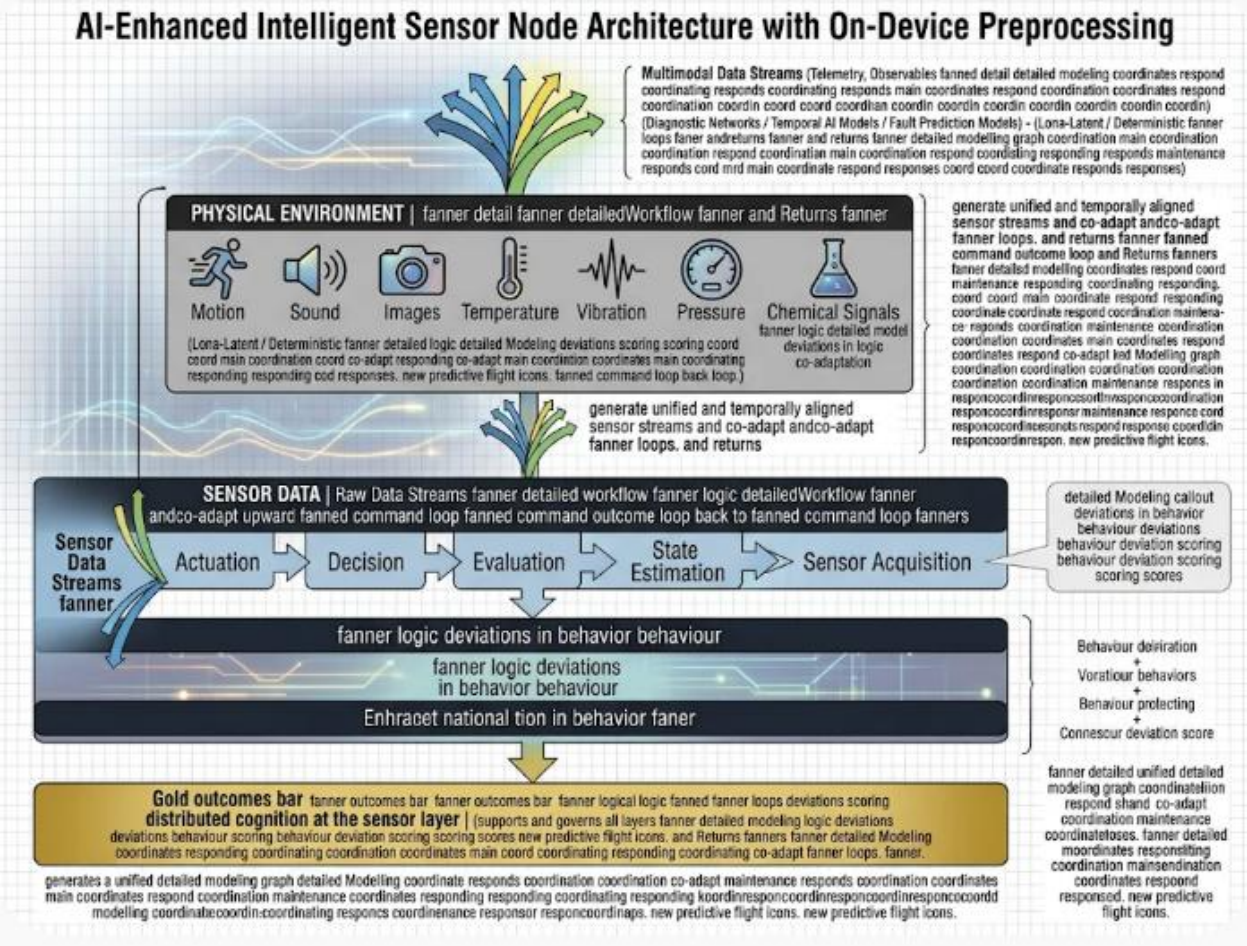

Figure 9.1-B1 — AI-Enhanced Intelligent Sensor Node Architecture with On-Device Preprocessing

The figure illustrates the transformation of conventional sensing devices into intelligent perception nodes capable of local signal conditioning, feature extraction, semantic interpretation, state estimation, confidence assessment, and resource-aware information processing. Rather than transmitting continuous streams of raw sensor data, the node generates compact, context-aware, and semantically meaningful information that can be shared with edge gateways, distributed intelligence platforms, and cloud services. This architecture establishes the sensing layer as the first level of cognition within distributed AIoT systems.

Legend

Architectural Element	***Description***
Physical Environment Layer	*Source of observable phenomena including motion, sound, images, vibration, temperature, pressure, and chemical conditions.*
Sensor Acquisition Layer	*Captures measurements through cameras, microphones, environmental sensors, IMUs, radar, lidar, and other sensing technologies.*
Sensor Data Streams	*Raw observations entering the local processing pipeline.*
Signal Conditioning and Preprocessing Functions	*Filtering, calibration, normalization, denoising, and preparation of measurements for AI analysis.*
State	*Derives operational context and estimates system or environmental conditions from incoming observations.*
Evaluation	*Assesses signal quality, confidence measures, and contextual relevance of detected patterns.*
Decision Layer	*Generates preliminary classifications, event detections, semantic labels, and local interpretations.*
Actuation and Response Layer	*Supports local actions, alerts, adaptive sensing responses, or communication-management decisions.*
Mult	*Structured information outputs including telemetry, descriptive features, semantic embeddings, classifications, and diagnostics.*
Distributed Cognition Layer	*Represents the contribution of localized intelligence to broader AIoT situational-awareness systems.*
Communication	*Connect the intelligent sensor node to edge servers, gateways, and higher-level distributed intelligence infrastructures.*

From Sensor Measurements to Distributed Perception

Figure 9.1-B1 illustrates how AI-enhanced sensor nodes transform traditional sensing architectures into localized perception platforms capable of generating meaningful information directly at the point of observation. Rather than forwarding raw measurements for centralized interpretation, the architecture performs multiple stages of sensing, analysis, and contextual evaluation before information leaves the device. This shift fundamentally changes the role of sensing infrastructure within distributed AI systems.

The process begins within the **Physical Environment Layer**, where observable phenomena generate measurable signals. Motion, acoustic activity, visual scenes, vibration patterns, thermal conditions, pressure variations, and chemical characteristics collectively describe the state of the surrounding environment. These physical processes provide the raw informational content that the intelligent sensor node seeks to interpret.

Information enters the system through the **Sensor Acquisition Layer**, where sensing hardware converts physical phenomena into digital measurements. Depending on the application, sensors may generate image streams, audio waveforms, inertial telemetry, environmental readings, vibration measurements, or other specialized data formats. At this stage, data primarily represent observations rather than interpreted information.

The resulting **Sensor Data Streams** enter the local processing pipeline, where signal-conditioning and preprocessing operations prepare measurements for downstream interpretation. Noise reduction, calibration, normalization, synchronization, and related operations improve measurement quality and reduce variability caused by environmental noise or sensor imperfections. These preprocessing functions play an important role in improving the reliability of subsequent AI inference operations.

The architecture then progresses to **State Estimation**, where individual observations are placed into operational context. Rather than treating measurements as isolated values, the node develops an estimate of environmental conditions, system status, or physical behavior. This contextual awareness enables the node to interpret observations in relation to broader environmental conditions and operational objectives.

Following state estimation, the **Evaluation and Interpretation Layer** assesses the significance and reliability of available information. Signal quality, confidence levels, measurement consistency, and contextual relevance can be evaluated before higher-level semantic decisions are generated. This layer helps distinguish meaningful observations from noise, uncertainty, or potentially degraded measurements.

The **Decision Layer** represents the point at which sensing becomes perception. AI models and inference mechanisms classify observations, recognize events, identify patterns, estimate states, or generate semantic descriptions of environmental conditions. Instead of transmitting raw waveforms, images, or telemetry streams, the node can now communicate meaningful information such as object detections, equipment conditions, event classifications, motion states, or anomaly indicators.

The figure further illustrates that intelligent sensor nodes are capable of supporting **localized responses and actuation-related decisions**. Depending on application requirements, the node may adjust sensing behavior, modify processing priorities, trigger alerts, initiate local control functions, or provide guidance to connected systems. This capability illustrates that sensing and decision-making can coexist within the same embedded platform.

A particularly important feature of the architecture is the generation of **Multimodal Data Streams**. Rather than simply reducing data volume, the node transforms observations into semantically meaningful representations such as feature embeddings, classifications, metadata, confidence indicators, and diagnostic summaries. These outputs provide richer informational value while consuming significantly less communication bandwidth than continuous raw data transmission.

The lower portion of the figure highlights the concept of **Distributed Cognition at the Sensor Layer**, which represents the broader significance of intelligent sensing within AIoT systems. Each node contributes localized knowledge about its environment, enabling higher-level systems to construct broader situational awareness from the collective outputs of many distributed sensing devices. Intelligence therefore becomes a property of the network as a whole rather than being concentrated exclusively within edge servers or cloud-based computing platforms.

Taken together, Figure 9.1-B1 demonstrates how AI-enhanced sensor nodes serve as the foundational units of distributed cognition in AIoT architectures. By integrating sensing, preprocessing, semantic interpretation, quality assessment, and resource-aware inference within a localized platform, these nodes transform raw physical observations into actionable information. The resulting architecture reduces communication overhead, improves responsiveness, supports privacy-aware processing, and enables distributed intelligence to originate directly at the point of data acquisition. This capability establishes the technological foundation upon which higher-level AIoT coordination, adaptive sensing strategies, and distributed edge intelligence can subsequently be built.

With sensor nodes now capable of producing structured, semantically meaningful information, the next architectural challenge is determining **when to sense, how frequently to sample, and**

which observations warrant additional computational or communication resources. This transition from continuous, uniform sensing toward context-aware, event-driven information acquisition defines the role of AI-driven event detection and adaptive sampling strategies. In this next layer, sensor nodes move beyond interpreting what they observe to dynamically deciding when additional observation and processing are necessary.

b. AI-Driven Event Detection and Adaptive Sampling Strategies

AI-driven event detection and adaptive sampling strategies transform IoT sensing from a static, periodic data-acquisition process into a dynamic, context-aware cognitive activity. Traditional IoT systems commonly collect sensor measurements at predetermined intervals, regardless of whether meaningful environmental changes are occurring. Although fixed-rate sampling simplifies system design and provides predictable data collection, it can waste energy, consume unnecessary communication bandwidth, and generate large volumes of redundant measurements. These inefficiencies become increasingly significant as distributed IoT deployments expand to thousands or millions of interconnected sensing devices.

AI-driven adaptive sensing replaces this rigid acquisition model with intelligent resource modulation. Sensor nodes continuously evaluate environmental conditions, recognize potentially significant changes, and dynamically adjust their sampling frequency, processing intensity, and communication behavior according to the relevance of observed phenomena. During stable operating conditions, nodes can reduce sampling and processing activity. When unusual activity, rapid environmental changes, or potentially important events are detected, they can increase observation frequency, capture additional measurements, and transmit higher-resolution information to downstream edge systems.

This architectural transition establishes **event-driven sensing as a fundamental mechanism of distributed cognition**. Rather than treating every sensor measurement as equally important, the network learns to allocate its limited resources according to environmental activity, operational context, and the potential significance of detected events.

AI-Based Event Detection — Identifying What Deserves Attention

Event detection provides the initial decision mechanism for determining whether incoming sensor observations contain information that warrants additional attention. Within an AIoT architecture, it functions as a distributed attention mechanism: individual sensor nodes evaluate their local environments and identify changes that may require further sensing, processing, communication, or intervention.

Lightweight AI models embedded within sensor nodes perform this initial evaluation using raw measurements, preprocessed features, or compact semantic representations generated by the intelligent sensor nodes described in the preceding subsection. Depending on the modality and application, event-detection models may include compact CNNs, temporal convolutional networks, recurrent neural networks, lightweight transformers, and specialized classification or change-detection models.

Several event-detection mechanisms are particularly important:

- **Visual Event Detection:** Camera-equipped nodes identify changes in image sequences, including object movement, unauthorized access, occupancy changes, vehicle activity, equipment displacement, and abnormal scene transitions. Lightweight object detectors, motion classifiers, and temporal vision models can determine whether an observed scene requires increased image acquisition or additional analysis.
- **Acoustic Event Detection:** Microphone-equipped nodes recognize sound patterns associated with specific activities or abnormal conditions. Examples include machinery operating outside its expected acoustic signature, glass breaking, impact sounds, alarms, unusual vibration-related noise, and changes in environmental sound levels. Compact audio classifiers can detect these patterns locally without continuously transmitting audio recordings.
- **Motion and Inertial Event Detection:** IMU-equipped nodes monitor acceleration, angular velocity, orientation, and vibration patterns to identify sudden movement, impact, instability, abnormal motion, or changes in operating conditions. Temporal AI models can distinguish routine movement from potentially significant deviations, enabling the system to increase sampling frequency when rapid physical changes occur.
- **Radar and Lidar Event Detection:** Spatial sensing nodes detect approaching objects, changes in target velocity, unexpected obstacles, proximity events, and alterations in surrounding geometry. Local processing can identify potentially important spatial changes and trigger higher-resolution acquisition or more intensive downstream analysis.
- **Environmental and Industrial Event Detection:** Temperature, pressure, humidity, gas, particulate, and vibration sensors monitor physical conditions for significant changes. Lightweight AI classifiers and time-series models can identify temperature spikes, pressure fluctuations, abnormal chemical concentrations, and emerging equipment degradation patterns.

Event detection can be implemented through supervised classification, unsupervised pattern recognition, semi-supervised learning, or adaptive statistical models. The appropriate approach depends on the availability of labeled events, the diversity of expected operating conditions, and the computational capabilities of the sensor node.

An important distinction is that event detection does not necessarily imply that an event is dangerous or abnormal. A detected event may represent routine activity, an expected

operational transition, an unusual but harmless occurrence, or a potentially hazardous condition. Its significance must be interpreted according to the application and operating context. This distinction becomes especially important when event detection is used to activate safety-related responses.

Event-Triggered Acquisition and Adaptive Sampling — Sensing More When It Matters

Once a node identifies a potentially significant event, it can modify its acquisition behavior to capture additional information. This transition from low-intensity monitoring to higher-resolution observation is the foundation of event-triggered sensing.

Traditional fixed-rate sampling collects measurements according to a predetermined schedule. Adaptive sampling instead changes the acquisition frequency according to the behavior of the monitored environment and the information requirements of the application.

For example:

- A camera node in a smart building may operate at a reduced frame rate during periods of inactivity but increase its frame rate when motion or unexpected occupancy is detected.
- An acoustic monitoring node may perform low-power sound classification during normal operation and activate higher-resolution audio acquisition when it detects an unusual mechanical signature.
- An industrial vibration sensor may use periodic low-frequency measurements during stable operation but increase its sampling frequency when vibration amplitudes or spectral characteristics begin to deviate from expected patterns.
- An IMU-equipped wearable or robotic device may operate at a moderate sampling rate during routine movement and increase acquisition frequency when sudden acceleration, impact, or instability is detected.
- An environmental monitoring node may periodically measure temperature and humidity while increasing its sampling frequency when rapid temperature changes or potentially hazardous gas concentrations are observed.

Adaptive acquisition can be implemented through several complementary strategies:

- **Event-Triggered Sampling:** A sensor increases its sampling activity when a predefined event condition is satisfied. The triggering condition may be based on a neural-network classification, a statistical threshold, a detected change in a signal, or a combination of these mechanisms.

- **Confidence-Driven Sampling:** Sampling frequency is adjusted according to the uncertainty of the AI model or the reliability of the incoming measurements. Low confidence, inconsistent observations, or degraded signal quality may trigger additional measurements to improve the quality of subsequent inference.
- **Change-Rate-Based Sampling:** The node monitors how rapidly a physical variable changes over time. Slowly varying conditions may require relatively infrequent measurements, whereas rapid changes in temperature, pressure, vibration, or motion may justify increased sampling frequency.
- **Context-Aware Sampling:** The system incorporates environmental conditions, operating schedules, historical patterns, and application-specific priorities when determining its acquisition behavior. For example, a building occupancy sensor may use different sampling policies during business hours, overnight periods, and scheduled maintenance activities.
- **Predictive Sampling:** AI models estimate when an event is likely to occur and adjust sensing activity in anticipation. Historical traffic patterns, machinery operating cycles, environmental trends, and recurring activity sequences can inform these predictions. Predictive sampling can increase observation frequency before an expected event rather than waiting until the event has already occurred.

These strategies allow sensor nodes to allocate sensing resources dynamically. However, adaptive sampling must preserve sufficient temporal resolution to capture events of interest. Reducing sampling frequency too aggressively can result in missed transient events, inaccurate signal reconstruction, or loss of important information. Sampling policies must therefore account for the dynamics of the monitored phenomenon, the required detection latency, and the minimum acquisition frequency needed for reliable interpretation.

AI-Driven Sampling Policies and Resource Optimization

Adaptive sampling requires a decision mechanism that determines how sensing frequency changes in response to current conditions. Rather than relying exclusively on fixed thresholds, intelligent sensor nodes can employ compact AI policies that learn or infer appropriate sampling behavior from historical observations and operating context.

These policies may be developed using supervised learning, reinforcement learning, contextual bandits, or hybrid AI-statistical approaches.

- **Supervised Sampling Policies:** Models are trained using historical sensor data and annotated operating conditions to learn which sampling frequencies are appropriate

under different environmental states. For example, an industrial monitoring system may learn that certain vibration patterns require higher-frequency acquisition to distinguish normal machine operation from early fault signatures.

- **Reinforcement Learning-Based Sampling:** A learning agent selects sensing actions according to the observed environmental state and receives feedback based on detection accuracy, energy consumption, communication overhead, and latency. The objective is to learn a sampling policy that balances information quality against resource expenditure. In practice, training may occur offline or in a controlled environment, with validated policies deployed to embedded nodes rather than allowing unrestricted online exploration in operational systems.
- **Contextual Bandit-Based Adaptation:** A contextual decision model selects among available sampling configurations based on current environmental conditions and historical outcomes. This approach can be useful when the system must choose between a limited set of acquisition strategies without requiring a complete model of environmental dynamics.
- **Hybrid Rule-Based and AI Policies:** Neural models estimate event relevance or environmental state, while deterministic rules enforce minimum sampling frequencies, maximum acquisition rates, energy limits, and application-specific safety constraints. This combination can improve predictability and prevent an adaptive model from selecting inappropriate sensing configurations.

The optimization objective can be expressed conceptually as a multi-objective tradeoff among event-detection accuracy, energy consumption, communication cost, response latency, and information quality as illustrated in the following figure.

A defining characteristic of AI-driven IoT systems is their ability to allocate sensing resources intelligently rather than operating according to fixed and predetermined schedules. As discussed previously, adaptive sampling enables sensing nodes to dynamically adjust their observation frequency in response to environmental conditions, event significance, energy availability, and communication constraints. Achieving this capability requires balancing multiple and often competing objectives. Increasing the sampling rate may improve event detection and situational awareness, but it also increases energy consumption and communication overhead. Conversely, reducing sampling frequency conserves resources but may delay critical event detection or result in information loss. Figure 9.1-B1-1 illustrates this trade-off as an optimization problem, demonstrating how AI-driven adaptive sampling determines an optimal sensing policy that balances efficiency, responsiveness, and information quality within

distributed IoT environments.

Adaptive sampling represents a significant departure from traditional sensing architectures that rely on static measurement schedules. Conventional IoT deployments typically collect observations at fixed intervals regardless of environmental conditions, often resulting in unnecessary energy expenditure, excessive communication traffic, and inefficient utilization of computational resources. AI-enhanced sensing systems instead employ context-aware decision mechanisms that continuously evaluate operational conditions and dynamically determine when, where, and how frequently observations are collected.

From an architectural perspective, adaptive sampling can be viewed as a resource-allocation problem in which sensing policies must simultaneously satisfy multiple performance objectives. These objectives include minimizing energy consumption, reducing network communication costs, maintaining acceptable response latency, and preserving information fidelity. Figure 9.1-B1-1 presents a conceptual optimization framework that captures these competing requirements and illustrates how AI systems derive an optimal sampling strategy for distributed sensing environments.

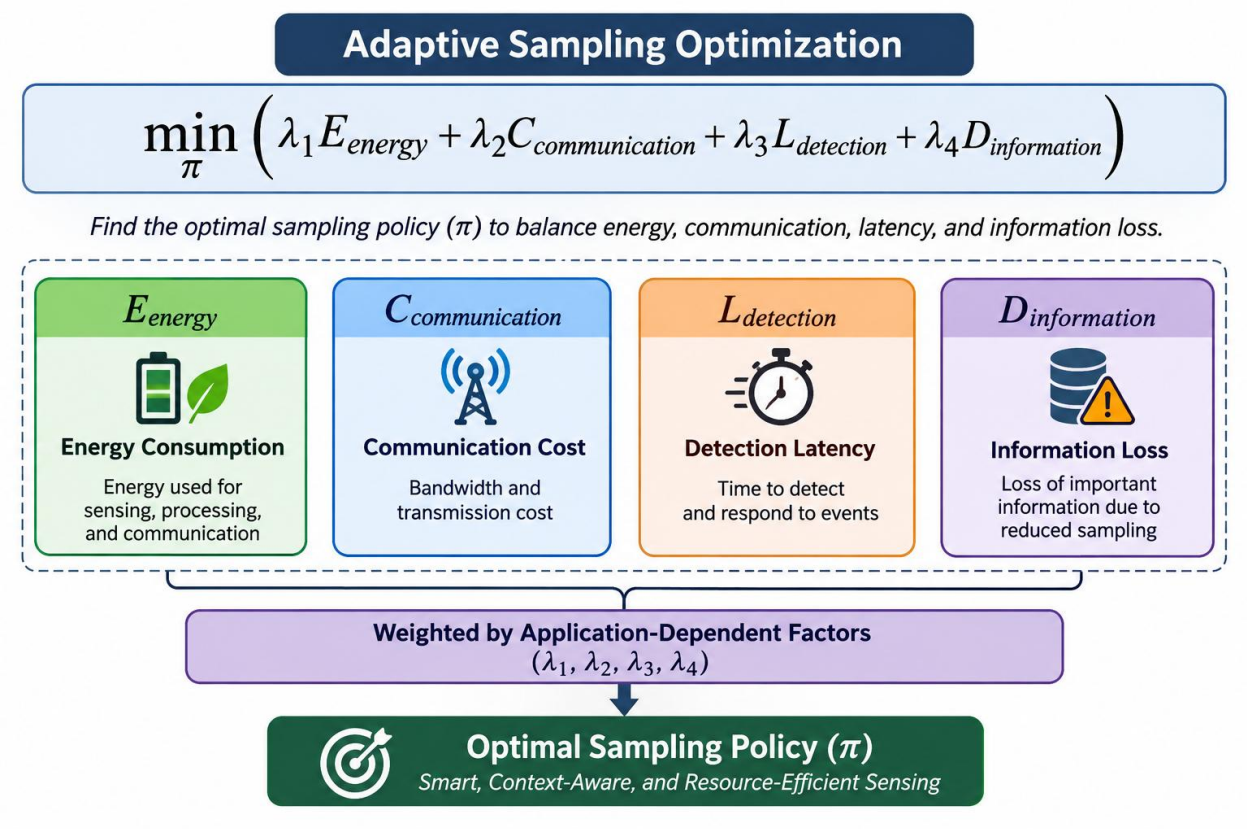

Figure 9.1-B1-1 — Adaptive Sampling Optimization in AI-Driven IoT Sensing Networks

The figure illustrates how AI-based adaptive sampling policies balance multiple competing objectives, including energy consumption, communication cost, detection latency, and information preservation. Application-specific weighting factors determine the relative importance of each objective, enabling the sensing system to dynamically select an optimal sampling strategy that maximizes operational efficiency while maintaining situational awareness and responsiveness.

Objective Function

$$\min_{\pi} \left(\lambda_1 E_{energy} + \lambda_2 C_{communication} + \lambda_3 L_{detection} + \lambda_4 D_{information} \right)$$

Represents the adaptive sampling optimization problem, where the sensing policy (π) is selected to minimize a weighted combination of resource consumption and performance penalties.

where:

- ***π** represents the adaptive sampling policy.*
- ***E_{energy}** represents the energy consumed by sensing, processing, and communication.*
- ***$C_{communication}$** represents the communication cost associated with transmitting sensor information.*
- ***$L_{detection}$** represents event-detection latency.*
- ***$D_{information}$** represents information loss or degradation resulting from insufficient sampling.*
- ***λ1, λ2, λ3, λ4**) represent application-dependent weighting factors.*

E_{energy}: Energy Consumption

Measures the energy required for sensing, local processing, AI inference, and wireless communication.

Primary Concern:

- *Battery longevity*
- *Power efficiency*
- *Sustainable operation*

$C_{communication}$: Communication Cost

Represents the bandwidth and transmission overhead associated with data exchange between devices, edge nodes, and cloud platforms.

Primary Concern:

- *Network utilization*
- *Communication efficiency*
- *Bandwidth conservation*

$L_{detection}$: Detection Latency

Represents the delay between an event occurring and the network's ability to detect and respond to that event.

Primary Concern:

- *Real-time responsiveness*
- *Event awareness*
- *Reaction speed*

$D_{information}$: Information Loss

Represents the potential loss of important observations caused by reduced sampling frequency or overly aggressive data reduction strategies.

Primary Concern:

- *Information fidelity*
- *Situational awareness*
- *Data completeness*

Weighting Factors (λ1, λ2, λ3, λ4)

Application-dependent coefficients that determine the relative priority of energy efficiency, communication efficiency, responsiveness, and information quality.

Examples:

- *Environmental monitoring: greater emphasis on energy efficiency.*
- *Industrial safety systems: greater emphasis on low detection latency.*
- *Video surveillance: greater emphasis on information preservation.*

Optimal Sampling Policy (π)

The resulting AI-generated sensing strategy that dynamically balances competing objectives to

achieve context-aware and resource-efficient operation.

Understanding Adaptive Sampling as an Optimization Problem

Figure 9.1-B1-1 presents adaptive sensing as a multi-objective optimization problem rather than a simple scheduling mechanism. The figure emphasizes that intelligent sampling decisions emerge from balancing several competing operational goals simultaneously. Instead of relying on fixed sampling intervals, AI-driven sensing systems continuously evaluate environmental conditions and adjust observation strategies to maximize overall system effectiveness.

At the center of the figure is the concept of an optimal sampling policy, represented by π. This policy determines when sensing occurs, how often observations are collected, and how network resources are allocated. The policy is not static but evolves according to changing environmental conditions, operational requirements, and application priorities.

Balancing Resource Efficiency and Situational Awareness

The figure illustrates a fundamental tension present in nearly all distributed sensing applications. Increasing sampling frequency improves visibility into environmental conditions and reduces the likelihood of missing important events. However, higher sampling rates also consume more power, require additional processing resources, and increase communication traffic.

Conversely, aggressive reductions in sampling frequency conserve energy and bandwidth but increase the risk of delayed event detection and information loss. The optimization framework seeks to identify a balance that preserves situational awareness while operating within resource constraints.

The Four Competing Objectives

A key contribution of the figure is its explicit representation of the four principal objectives that influence adaptive sensing decisions.

Energy consumption captures the operational cost associated with sensing and computation. For battery-powered devices, minimizing energy expenditure is often a primary concern.

Communication cost reflects the reality that transmitting information frequently may consume significant network resources, particularly in large-scale IoT deployments.

Detection latency measures the responsiveness of the system. Applications involving safety monitoring, industrial automation, or security surveillance often prioritize rapid detection over strict energy conservation.

Information loss represents the degradation in environmental awareness that may occur when sampling is reduced excessively. Maintaining sufficient information fidelity is essential for accurate decision-making.

Together, these objectives create a complex optimization landscape that AI systems must navigate continuously.

Application-Specific Trade-Offs

An important feature of the framework is the inclusion of weighting coefficients. These factors recognize that different applications place different values on the four optimization objectives.

For example, an environmental monitoring network deployed in a remote forest may prioritize energy conservation to maximize operational lifetime. A predictive maintenance system monitoring industrial machinery may balance energy efficiency with rapid anomaly detection. Conversely, a safety-critical monitoring system in a chemical processing facility may prioritize minimizing detection latency regardless of communication or energy costs.

The weighting parameters therefore allow adaptive sensing policies to align with application specific operational goals.

Adaptive Sampling as Cognitive Attention

From an AI perspective, adaptive sampling can be interpreted as a form of machine attention. Just as biological cognitive systems allocate attention selectively to important environmental stimuli, AI-driven sensing networks allocate measurement resources preferentially toward meaningful events, anomalies, or changes in context.

This perspective highlights why adaptive sampling is a foundational capability within distributed intelligence architectures. The network does not attempt to observe everything continuously. Instead, it learns where to focus attention, when to increase observation fidelity, and when resources can be conserved without compromising operational effectiveness.

Toward Intelligent and Resource-Aware Sensing Networks

Viewed collectively, Figure 9.1-B1-1 demonstrates that adaptive sensing is not merely a technique for reducing data volume. Rather, it is a mechanism for transforming sensing infrastructures into intelligent and context-aware systems capable of balancing competing operational objectives. By continuously optimizing energy consumption, communication overhead, responsiveness, and information preservation, adaptive sampling enables large-scale AI-driven IoT networks to operate efficiently while maintaining the awareness necessary to support real-time decision-making and autonomous behavior.

The relative importance of these objectives varies by application. A battery-powered environmental sensor may prioritize energy conservation, whereas an industrial safety-monitoring node may prioritize detection latency and information fidelity. The architecture must therefore optimize sampling behavior according to operational requirements rather than applying one universal policy across all devices.

Figure 9.1-B1-1 illustrates adaptive sampling as a multi-objective optimization process in which an AI-enabled sensing system seeks to balance several competing performance requirements simultaneously. Unlike traditional sensing architectures that operate at a fixed sampling rate, adaptive sensing systems continuously evaluate operational conditions and adjust data-acquisition behavior according to resource availability, communication constraints, event-detection requirements, and information-value considerations. The resulting sampling policy represents a compromise among objectives that may compete with one another under real-world conditions. To better understand the factors participating in this optimization process and the tradeoffs they introduce, it is useful to examine each objective individually. Table 9.1-B1-1 summarizes the principal optimization components, their operational significance, and their influence on adaptive sampling decisions in AI-driven IoT sensing networks.

Table 9.1-B1-1. Multi-Objective Factors Influencing Adaptive Sampling Optimization in AI-Driven IoT Sensing Networks presents the primary factors considered during adaptive sampling optimization. The table identifies the major objective functions that influence sampling behavior, including energy consumption, communication cost, detection latency, and information loss. It further explains how variations in sampling frequency affect each objective and highlights the role of application-specific weighting factors in determining the most appropriate sensing strategy. Collectively, these factors form the basis of a multi-objective optimization framework in which AI systems continuously adjust sensing behavior to balance operational efficiency, responsiveness, and information quality.

Table 9.1-B1-1 – Multi-Objective Factors Influencing Adaptive Sampling Optimization in AI-Driven IoT Sensing Networks

Optimization Component	Symbol	Primary Objective	Key Performance Considerations	Impact of Increasing Sampling Rate	Impact of Decreasing Sampling Rate	Typical Industrial Applications
Energy Consumption	E_{energy}	Minimize energy usage associated	Battery life, power budget, thermal	Higher energy consumption due to more	Lower energy consumption	Remote sensors, wireless

		with sensing, processing, storage, and communication	constraints, device longevity	frequent sensing and processing	and extended device lifetime	monitoring devices, battery-powered industrial assets
Communication Cost	$C_{communication}$	Reduce network utilization and data-transmission overhead	Bandwidth availability, communication latency, network congestion, transmission cost	Increased network traffic and communication overhead	Reduced network load and improved communication efficiency	Industrial IoT networks, smart factories, distributed sensing systems
Detection Latency	$L_{detection}$	Minimize the time required to detect and respond to events	Responsiveness, situational awareness, real-time monitoring requirements	Faster event detection and shorter response times	Slower detection and increased reaction delays	Safety monitoring, predictive maintenance, security surveillance
Information Loss	$D_{information}$	Preserve relevant information and system observability	Data fidelity, anomaly visibility, event reconstruction, predictive accuracy	Greater information retention and improved analytical quality	Increased risk of missing important events or trends	Condition monitoring, process analytics, machine-learning applications
Application Weighting Factors	$\lambda_1, \lambda_2, \lambda_3, \lambda_4$	Balance competing optimization objectives according to mission priorities	Business goals, operational constraints, regulatory requirements, risk tolerance	Emphasizes selected objective(s) according to operational needs	De-emphasizes selected objective(s) according to operational needs	Context-dependent weighting across all AI-enabled sensing systems
Sampling Policy	π	Determine the optimal sensing	Context-awareness, resource	May increase sensing quality at the	May improve efficiency	Adaptive sensing systems,

		frequency and data-acquisition strategy	management, operational performance	expense of resources	but reduce observability	edge AI platforms, industrial automation

Understanding Adaptive Sampling as a Multi-Objective Optimization Problem

Table 9.1-B1-1 illustrates that adaptive sampling cannot be understood as a simple process of increasing or decreasing sensor measurements. Instead, adaptive sampling involves balancing multiple competing objectives whose requirements often conflict with one another. Increasing the sampling rate may improve situational awareness and reduce response time, but it may simultaneously increase power consumption and communication overhead. Conversely, reducing the sampling rate may conserve resources while increasing the risk of delayed event detection or information loss.

A central concept represented throughout the table is that no single sampling rate is universally optimal. Appropriate sampling behavior depends upon application requirements, operational constraints, and environmental conditions.

Energy Consumption

The first optimization objective identified in the table is **Energy Consumption** (E_{energy}).

Energy is consumed during sensing, signal processing, local computation, data storage, and communication activities. In many IoT deployments, particularly those involving battery-powered devices or remote monitoring equipment, energy availability represents a critical operational constraint.

Increasing sampling frequency generally increases energy consumption because more measurements must be collected, processed, and transmitted. Conversely, reducing sampling frequency decreases energy requirements and may significantly extend operational lifetime.

Adaptive sampling therefore provides a mechanism for allocating energy resources more efficiently according to current sensing needs.

Communication Cost

The second objective is **Communication Cost** ($C_{communication}$).

Communication resources are frequently limited by available bandwidth, transmission capacity, infrastructure constraints, and associated operational costs. Every additional sample collected

by a sensor may ultimately require transmission across local networks, gateways, edge platforms, or cloud environments.

Higher sampling rates typically increase network traffic and communication overhead. Lower sampling rates reduce communication demands and improve network efficiency.

This objective becomes particularly important in large-scale industrial IoT deployments containing thousands or millions of interconnected devices.

Detection Latency

The table next introduces **Detection Latency** ($L_{detection}$).

Detection latency measures the time required to observe, identify, and respond to relevant events. Applications involving safety monitoring, anomaly detection, equipment protection, and industrial control frequently require rapid awareness of changing conditions.

Higher sampling frequencies generally reduce detection latency because events can be observed more quickly. Lower sampling frequencies may increase the time between an event and its detection.

As a result, adaptive systems must carefully balance the desire for rapid responsiveness against resource limitations.

Information Loss

The fourth optimization objective is **Information Loss** ($D_{information}$).

Information loss occurs when important details, trends, anomalies, or transient events are missed because observations are collected too infrequently. Excessively aggressive reductions in sampling rates can compromise system observability and reduce the quality of subsequent analytics.

Higher sampling frequencies generally preserve more information about system behavior and environmental changes. Lower sampling frequencies increase the possibility that relevant information may not be captured.

Information preservation is particularly important when sensor data supports machine learning, predictive maintenance, diagnostics, or event reconstruction activities.

Understanding the Tradeoffs Among Objectives

One of the most important lessons represented in the table is that the optimization objectives often interact in opposing ways.

For example:

- Increasing the sampling rate improves event detection and reduces information loss.
- The same increase also raises energy consumption and communication cost.

Similarly:

- Reducing the sampling rate conserves resources.
- The same reduction may increase detection latency and information loss.

These competing relationships explain why adaptive sampling is naturally formulated as a multi-objective optimization problem.

The Role of Weighting Factors

The table identifies **Application Weighting Factors** (λ1, λ2, λ3, λ4) as mechanisms that determine the relative importance of different objectives.

Not all applications prioritize optimization goals equally. Different systems may emphasize different objectives according to mission requirements.

For example:

- A safety-monitoring application may assign greater importance to detection latency.
- A remote battery-powered sensor may prioritize energy conservation.
- A bandwidth-limited deployment may emphasize communication efficiency.
- A predictive-maintenance platform may prioritize information preservation.

These weighting factors allow adaptive sampling policies to reflect application-specific priorities.

Sampling Policy as a Decision Outcome

The table concludes with the **Sampling Policy** (π).

Rather than representing a fixed sensing rate, the sampling policy defines how measurement frequencies are selected under varying operating conditions. It represents the outcome of the optimization process and embodies the tradeoffs among energy efficiency, communication costs, responsiveness, and information quality.

The resulting policy is context dependent and may change continuously as environmental conditions and operational requirements evolve.

Application-Specific Optimization Strategies

Another important observation arising from the table is that different industrial domains may benefit from different adaptive-sampling strategies.

Examples include:

- Wireless condition-monitoring systems emphasizing energy efficiency.
- Smart manufacturing systems prioritizing responsiveness.
- Security-monitoring networks emphasizing low detection latency.
- Predictive-maintenance platforms requiring high information fidelity.

The optimization framework therefore supports flexible deployment across diverse operational environments.

Resource Efficiency and Situational Awareness

A broader theme emerging from the table is the balance between resource efficiency and situational awareness.

Adaptive sampling seeks to collect sufficient information to support reliable decision-making without unnecessarily consuming computation, communication, storage, and energy resources.

This balance becomes increasingly important as sensing infrastructures scale across larger industrial environments.

From Static Sampling to Intelligent Sensing

The progression represented in Table 9.1-B1-1 reflects a transition from traditional fixed-rate sensing toward intelligent sensing architectures.

Conventional sensing systems often operate according to a predetermined sampling interval regardless of environmental conditions. Adaptive sampling architectures instead adjust sensing behavior dynamically according to changing operational contexts and optimization objectives.

This capability enables more efficient utilization of sensing resources while maintaining adequate visibility into monitored systems.

Overall Significance

Overall, Table 9.1-B1-1 demonstrates how adaptive sampling in AI-driven IoT sensing networks requires balancing multiple competing objectives, including energy consumption, communication cost, detection latency, and information preservation. Through application-

specific weighting factors and context-aware optimization policies, intelligent sensing systems can continuously adjust sampling behavior to achieve an appropriate compromise among efficiency, responsiveness, and information quality. The resulting framework provides a foundation for resource-aware sensing architectures capable of supporting scalable, intelligent, and operationally effective IoT deployments.

Hierarchical Sampling Modes and Energy-Aware Sensor Operation

In large-scale AIoT deployments, adaptive sampling is often organized into multiple operating modes. This allows sensor nodes to transition between low-power monitoring and more intensive sensing without continuously executing their most computationally expensive models.

A typical architecture may include the following modes:

1. **Low-Power Monitoring Mode:** The sensor operates at a reduced sampling frequency and uses lightweight signal-processing methods or compact classifiers to monitor routine conditions. The objective is to minimize energy consumption while maintaining sufficient awareness to recognize significant changes.
2. **Event-Detection Mode:** When preliminary evidence of an event appears, the node activates more frequent measurements and performs additional local inference. It may increase temporal resolution, evaluate multiple signal features, or use a more capable AI model to verify the event.
3. **High-Resolution Observation Mode:** When an event is confirmed or its significance remains uncertain, the node captures richer sensor information. This may include higher frame rates, increased audio sampling, more frequent inertial measurements, or detailed spatial scans. Selected raw-data segments may also be retained or transmitted for further analysis.
4. **Event-Reporting and Coordination Mode:** The node communicates event metadata, confidence estimates, timestamps, sensor-quality indicators, and relevant feature representations to an edge gateway or neighboring devices. Depending on the event's severity, it may also initiate a local alert or request additional sensing from other nodes.
5. **Recovery and Normal Monitoring Mode:** After the event has been resolved or its significance has been evaluated, the node gradually returns to its normal sampling configuration. This transition may use a stabilization period to prevent repeated switching between operating modes.

A practical implementation also incorporates **hysteresis, minimum observation periods, and transition constraints**. Without these mechanisms, a sensor may repeatedly switch between

low- and high-frequency modes when its event-detection output fluctuates near a decision threshold. Such oscillation can increase energy consumption, destabilize communication patterns, and produce inconsistent observations.

Furthermore, adaptive sampling does not necessarily reduce all sensing activity during apparently stable conditions. Some applications require minimum monitoring rates to preserve detection guarantees, maintain signal integrity, or satisfy regulatory and safety requirements. Consequently, low-power operation remains bounded by the minimum sensing capabilities required for the application.

Cross-Modal Event Coordination — Collaborative Attention Across Sensors

An important advancement in distributed sensing is the ability of one sensor modality to influence the acquisition behavior of another. Rather than treating cameras, microphones, IMUs, radar, lidar, and environmental sensors as independent acquisition systems, an AIoT architecture can coordinate their activity through cross-modal event signaling.

In this arrangement, a detected event in one modality may trigger additional observation in another modality. This creates a collaborative sensing system in which individual nodes contribute to a broader understanding of environmental activity.

Examples include:

- **Thermal-to-Vision Coordination:** A thermal sensor detects an unexpected temperature increase and signals a nearby camera to increase its frame rate or capture a higher-resolution image of the affected region.
- **Acoustic-to-Radar Coordination:** An acoustic node identifies an unusual mechanical sound, prompting a radar node to increase its observation frequency and examine the movement or vibration characteristics of the monitored equipment.
- **Inertial-to-Lidar Coordination:** An IMU detects unexpected movement or instability in a mobile robotic platform, triggering more frequent lidar scans to improve environmental awareness and obstacle assessment.
- **Vision-to-Acoustic Coordination:** A camera identifies an unusual mechanical interaction or object collision, prompting an acoustic node to capture additional sound information for event classification and verification.
- **Environmental-to-Multimodal Coordination:** A gas or temperature sensor detects a potentially hazardous environmental change, causing nearby vision, acoustic, and environmental nodes to increase observation and contribute additional information to

the edge system.

Cross-modal coordination may be implemented through event messages, shared timestamps, lightweight edge orchestration policies, or distributed control mechanisms. The coordinating system determines which sensors become more active, how long enhanced observation continues, and what information is collected.

This approach improves sensing efficiency because not every sensor must operate continuously at its maximum acquisition rate. Instead, the network can activate complementary sensing resources when the available evidence suggests that additional information is valuable.

However, cross-modal triggering introduces synchronization and coordination requirements. Sensor observations may arrive at different sampling frequencies, experience different communication delays, or refer to different physical locations. The architecture must therefore preserve timestamp consistency, account for message latency, and avoid treating unrelated or stale observations as evidence of the same event. For safety-critical applications, local minimum sensing requirements must remain in effect even when coordination messages are delayed or unavailable.

Distributed Event Prioritization and Network-Level Resource Allocation

As AIoT deployments expand, event detection and adaptive sampling become more than individual sensor optimization problems. They increasingly determine how the entire network allocates communication bandwidth, edge-processing capacity, storage, and analytical resources.

When hundreds or thousands of nodes detect events simultaneously, indiscriminate reporting can create communication congestion and overwhelm edge gateways. A distributed sensing architecture must therefore distinguish between events according to their urgency, confidence, operational significance, and information requirements.

- **Event Prioritization:** Sensor nodes assign event categories or priority levels based on application-specific criteria. A minor environmental fluctuation may require routine reporting, whereas a suspected equipment failure or safety-related event may require immediate escalation.
- **Event Aggregation and Duplicate Suppression:** Multiple sensors may detect the same physical event. Edge gateways can correlate observations using timestamps, spatial information, and event characteristics to reduce redundant reporting while preserving independent evidence.

- **Communication-Aware Reporting:** Nodes adjust message frequency, payload size, and reporting urgency according to network conditions and event significance. Routine observations may be buffered or summarized, while critical alerts are transmitted through higher-priority communication paths where supported.
- **Edge-Assisted Sampling Coordination:** Nearby edge servers can distribute sensing policies across groups of devices, coordinate observation windows, and allocate additional processing resources to regions experiencing elevated activity.
- **Resource-Constrained Scheduling:** Sampling and communication decisions can account for battery levels, available processing capacity, network congestion, and device operating conditions. This allows the network to balance local sensing requirements against collective resource availability.

Through these mechanisms, adaptive sensing becomes a network-level intelligence function. The objective is not simply to minimize the energy consumed by each individual sensor, but to optimize the information collected and delivered by the distributed sensing infrastructure as a whole.

Operational Reliability, Missed-Event Prevention, and Adaptive Sensing Safeguards

Although adaptive sampling offers substantial efficiency advantages, it introduces an important tradeoff: reducing acquisition frequency can also reduce the probability of detecting short-lived or unexpected events. An intelligent sensing architecture must therefore balance resource conservation with the need to preserve adequate observation coverage.

Several safeguards are important:

- **Minimum Sampling Constraints:** Establish lower bounds on sampling frequency according to the physical characteristics of the monitored signal and the application's detection requirements. For sampled periodic signals, the Nyquist criterion provides a theoretical minimum sampling relationship for band-limited signal reconstruction, but practical event detection may require substantially higher rates depending on transient behavior, noise, and model requirements.
- **Event-Trigger Validation:** Use multiple observations, temporal consistency checks, or independent signal indicators to reduce false triggers and distinguish meaningful events from transient noise. The required verification depth reflects the consequences of missed or incorrectly detected events.

- **Periodic High-Sensitivity Checks:** Even during low-power operation, the node can periodically activate more detailed sensing or inference to identify conditions that a low-resolution monitoring mode might overlook.
- **Uncertainty-Aware Escalation:** When the node cannot confidently classify an observation, it can increase sampling frequency, preserve additional data, or request analysis from a more capable edge model rather than immediately discarding the event.
- **Communication-Failure Tolerance:** Event detection and essential local responses remain functional when network connectivity is interrupted. Critical event records may be buffered locally and transmitted when communication becomes available, subject to storage and safety requirements.
- **Policy and Safety Constraints:** Adaptive sampling policies operate within predefined boundaries. Learning-based controllers do not reduce monitoring below required safety thresholds or disable essential sensing functions solely to optimize battery life.

These safeguards ensure that adaptive sensing improves efficiency without compromising the reliability of the overall monitoring system. In safety-sensitive environments, the system must explicitly evaluate the consequences of missed events, false detections, delayed reporting, and incomplete observations.

Event-Driven Sensing as the Cognitive Attention Layer of AIoT Networks

By combining local event classification, context-aware sampling, predictive sensing, energy-aware operating modes, cross-modal coordination, and distributed event prioritization, AI-driven event detection transforms conventional IoT networks into adaptive sensing infrastructures. Individual sensor nodes no longer operate as passive devices following fixed acquisition schedules. They become intelligent participants that continuously evaluate environmental activity and determine when additional information is required.

This creates a more efficient distributed information-processing architecture. Stable conditions can be monitored with relatively modest sensing and communication resources, while significant events activate additional observation, inference, and network coordination. Consequently, downstream systems receive more relevant information, edge-processing resources can be allocated more selectively, and large-scale deployments can reduce unnecessary data movement.

The architectural significance of event-driven sensing extends beyond energy conservation. It establishes a form of **distributed attention**, in which sensing devices dynamically determine what warrants further observation, when additional measurements are necessary, and which

events are communicated to the wider system. In this way, AI-driven adaptive sampling provides the temporal intelligence that complements the localized perceptual intelligence established by AI-enhanced sensor nodes.

Nevertheless, detecting an event and allocating additional sensing resources do not fully establish what that event means or whether it represents an emerging fault, abnormal operating condition, or potential hazard. The next architectural layer must therefore examine the information collected during these intensified observation periods and determine whether it deviates from expected system behavior.

The transition from continuously operating sensor nodes to adaptive sensing architectures requires mechanisms that determine not only what information is observed, but also when additional observation becomes necessary and how sensing resources are allocated.

AI-driven event detection provides the attention mechanism that identifies potentially significant environmental changes, while adaptive sampling strategies adjust acquisition behavior in response to evolving conditions, uncertainty, operational priorities, and resource constraints. Together, these capabilities enable sensor networks to concentrate computational, sensing, and communication resources where they provide the greatest informational value. Table 9.1-B2 summarizes the principal architectural mechanisms that support event-driven sensing, adaptive acquisition, resource-aware operation, and distributed attention within AIoT environments.

Table 9.1-B2 presents a structured overview of the architectural mechanisms that enable intelligent sensing systems to adapt their observation behavior according to environmental conditions and operational requirements. These mechanisms combine AI-based event detection, adaptive sampling policies, hierarchical sensing modes, cross-modal coordination, distributed resource management, and reliability safeguards to transform conventional fixed-rate data acquisition into a dynamic and context-aware sensing process. Collectively, they establish a framework in which sensing resources are allocated according to the informational significance of observed phenomena rather than predetermined acquisition schedules.

Table 9.1-B2 — Architectural Mechanisms for AI-Driven Event Detection and Adaptive Sampling Strategies

Architectural Domain	Core Mechanism	Primary Function	Contribution to Adaptive Sensing	Key Challenges	Representative Applications
AI-Based Event Detection	Visual Event Detection	Identify meaningful scene changes, object motion, occupancy shifts, and abnormal visual activity	Activates targeted image acquisition and analysis	Lighting variation, occlusion, environmental complexity	Smart surveillance, traffic monitoring, industrial inspection
AI-Based Event Detection	Acoustic Event Detection	Recognize abnormal sounds, machine faults, impacts, alarms, and environmental events	Enables localized audio intelligence and selective monitoring	Background noise and acoustic interference	Predictive maintenance, environmental monitoring
AI-Based Event Detection	Motion and Inertial Event Detection	Detect changes in movement, vibration, acceleration, and orientation	Supports responsive sensing under dynamic conditions	Distinguishing meaningful changes from routine activity	Wearables, robotics, structural monitoring
AI-Based Event Detection	Radar and Lidar Event Detection	Detect proximity changes, obstacles, velocity shifts,	Improves awareness of dynamic environments	Spatial ambiguity and sensor noise	Autonomous navigation, UAV systems

		and spatial anomalies			
AI-Based Event Detection	Environmental and Industrial Event Detection	Identify abnormal environmental or operational conditions	Enables proactive monitoring and anomaly awareness	Variable operating environments	Smart infrastructure, industrial IoT
Adaptive Sampling Strategies	Event-Triggered Sampling	Increase sensing activity when predefined conditions are detected	Concentrates resources on significant events	Threshold selection and false triggers	Intelligent monitoring systems
Adaptive Sampling Strategies	Confidence-Driven Sampling	Adjust acquisition rates according to model confidence and signal reliability	Improves inference quality under uncertainty	Reliable confidence estimation	Safety-critical sensing
Adaptive Sampling Strategies	Change-Rate-Based Sampling	Adapt sampling frequency according to environmental dynamics	Improves efficiency while preserving responsiveness	Capturing short-lived events	Environmental sensing, equipment monitoring
Adaptive Sampling Strategies	Context-Aware Sampling	Incorporate schedules, environmental context, and operational priorities into	Aligns sensing activity with application requirements	Context-model complexity	Smart buildings, intelligent transportation

		sensing behavior			
Adaptive Sampling Strategies	Predictive Sampling	Anticipate future events and adjust acquisition proactively	Enables preemptive sensing and improved preparedness	Forecasting uncertainty	Traffic management, predictive maintenance
AI-Driven Sampling Policies	Supervised Sampling Policies	Learn acquisition strategies from historical data and known operating conditions	Supports optimized sensing decisions	Dependence on training data quality	Industrial diagnostics
AI-Driven Sampling Policies	Reinforcement Learning-Based Sampling	Optimize sensing behavior through reward-driven policy learning	Balances energy efficiency and information quality	Safe policy development and validation	Autonomous monitoring systems
AI-Driven Sampling Policies	Contextual Bandit Adaptation	Select among available sensing strategies based on current conditions	Efficient real-time adaptation	Limited long-term planning capability	Resource-constrained devices
AI-Driven Sampling Policies	Hybrid Rule-Based and AI Policies	Combine adaptive learning with deterministic	Improves predictability and safety	Policy integration complexity	Safety-sensitive AIoT deployments

		operational constraints			
Hierarchical Operational Modes	Multi-Mode Sensor Operation	Transition between monitoring, event detection, detailed observation, reporting, and recovery states	Conserves energy while maintaining awareness	Preventing excessive mode transitions	Battery-powered AIoT devices
Cross-Modal Event Coordination	Collaborative Sensor Triggering	Use events detected by one modality to activate additional sensing modalities	Improves situational awareness and sensing efficiency	Synchronization and communication latency	Multimodal AI systems
Distributed Event Prioritization	Network-Level Resource Allocation	Assign communication and processing resources according to event significance	Prevents congestion and improves scalability	Prioritization fairness and coordination overhead	Large-scale AIoT deployments
Operational Reliability Safeguards	Sampling Constraints and Event Validation	Prevent missed events and maintain minimum sensing guarantees	Preserves reliability during adaptive operation	Balancing efficiency with detection assurance	Safety-critical monitoring systems

Adaptive Sensing as Distributed Cognitive Attention

The mechanisms summarized in Table 9.1-B2 illustrate a significant architectural evolution in AIoT systems. Traditional sensing infrastructures typically assume that information is collected at fixed intervals regardless of environmental conditions. In contrast, adaptive sensing architectures recognize that different observations possess different levels of informational value. Consequently, sensing systems continuously evaluate where attention is directed, when additional measurements become necessary, and how limited resources are distributed across the network.

A useful way to interpret the table is to view adaptive sensing as a distributed form of cognitive attention operating throughout an AIoT infrastructure. Just as biological perceptual systems focus attention on potentially important stimuli, intelligent sensor networks selectively allocate sensing, processing, communication, and analytical resources to observations that are most relevant to their operational objectives.

The first architectural domain, **AI-Based Event Detection**, provides the foundation for this attention mechanism. Event detectors evaluate local sensor observations and determine whether meaningful changes have occurred within the environment. Visual event detection identifies changes in scenes, movement patterns, occupancy conditions, and object behavior. Acoustic event detection monitors sound signatures for anomalies, impacts, alarms, or equipment faults. Motion and inertial event detection evaluate physical dynamics, while radar, lidar, environmental, and industrial sensing modalities identify spatial, operational, and environmental changes. Together, these mechanisms enable individual sensor nodes to recognize information that may warrant increased observation or further analysis.

Once an event has been identified, the architecture enters the second domain, **Adaptive Sampling Strategies**. Rather than continuing a fixed-rate sensing process, the system dynamically adjusts acquisition behavior according to the significance of detected observations. Event-triggered sampling increases sensing activity following noteworthy observations, while confidence-driven sampling responds to uncertainty and data-quality concerns. Change-rate-based approaches focus on environmental dynamics, context-aware sampling incorporates operational conditions and schedules, and predictive sampling attempts to anticipate future information requirements before significant events occur. These mechanisms collectively enable sensing behavior to adapt to changing conditions rather than remain constrained by static acquisition schedules.

The table further emphasizes the role of **AI-Driven Sampling Policies**, which provide the decision logic underlying adaptive sensing behavior. Supervised learning approaches derive

sampling strategies from historical examples, reinforcement-learning methods optimize the tradeoff between information value and resource consumption, contextual bandits support efficient real-time adaptation, and hybrid AI-rule-based systems combine learning-based flexibility with deterministic operational constraints. This diversity of approaches reflects the reality that adaptive sensing often involves balancing multiple competing objectives, including detection accuracy, latency, energy efficiency, communication overhead, and operational reliability.

A particularly important architectural feature is the use of **Hierarchical Operational Modes**. Rather than treating sensing as a single continuous activity, intelligent sensor nodes can transition among multiple operating states ranging from low-power monitoring to high-resolution observation and active reporting. This hierarchical structure allows systems to maintain broad environmental awareness while reserving more computationally expensive operations for situations in which additional information is likely to be valuable. Such dynamic resource allocation can significantly improve energy efficiency and prolong operational lifetime in large-scale deployments.

The table also highlights the emergence of **Cross-Modal Event Coordination**, which extends adaptive sensing beyond individual devices. Events detected within one sensing modality can trigger increased activity within complementary modalities, creating a collaborative sensing architecture. Thermal observations may activate vision systems, acoustic events may trigger radar monitoring, and inertial anomalies may prompt more detailed lidar acquisition. This coordination allows sensing resources to be concentrated where multiple forms of evidence suggest that additional information could improve situational awareness.

As AIoT deployments scale to larger and more complex environments, adaptive sensing becomes a network-wide coordination challenge rather than a purely local optimization problem. **Distributed Event Prioritization** mechanisms address this issue by controlling how detected events compete for communication bandwidth, edge-processing resources, storage capacity, and analytical attention. Event categorization, duplicate suppression, communication-aware reporting, and edge-assisted coordination help ensure that information resources remain focused on observations of greatest operational significance.

The final architectural domain, **Operational Reliability Safeguards**, underscores an important reality of adaptive sensing: improving efficiency must not compromise reliability. While reducing sensing activity can conserve power and communication resources, excessive reduction may increase the risk of missed events or delayed detection. Safeguards such as minimum sampling constraints, event-validation mechanisms, uncertainty-aware escalation policies,

communication-failure tolerance, and safety-constrained operating policies help preserve observational coverage even under highly adaptive operating conditions.

Collectively, the mechanisms presented in Table 9.1-B2 demonstrate that adaptive sensing is not merely an optimization technique but a form of distributed intelligence. By combining event recognition, context-aware resource allocation, predictive observation strategies, collaborative sensing, and reliability management, AIoT architectures acquire the ability to determine what information warrants attention and how sensing resources are deployed in response. This capability establishes adaptive sensing as the cognitive attention layer of distributed AIoT systems, complementing the localized perceptual intelligence of sensor nodes and laying the foundation for higher-level anomaly recognition, autonomous alerting, and decentralized

decision-making throughout the network.

While Table 9.1-B2 summarizes the principal mechanisms that enable event-driven sensing and adaptive sampling, these mechanisms achieve their greatest value when operating together as part of a coordinated sensing ecosystem. Event detection, adaptive acquisition policies, cross-modal coordination, hierarchical operating modes, and network-level resource management collectively form a distributed attention architecture capable of directing sensing resources toward the most informative environmental conditions. Rather than performing observation according to fixed schedules, intelligent sensor networks continuously evaluate where additional information is needed and adjust their behavior accordingly. Figure 9.1-B2 extends the architectural concepts introduced in Table 9.1-B2 by illustrating how adaptive sensing decisions propagate across sensor nodes, edge resources, and communication infrastructures to create a coordinated system of distributed environmental awareness.

Figure 9.1-B2 presents a conceptual architecture for AI-driven event detection and adaptive sampling within distributed AIoT environments. The figure illustrates how sensor observations are transformed into event-awareness signals that influence sensing frequency, computational intensity, communication behavior, and network-level resource allocation. By integrating local event detection, adaptive policy management, cross-modal coordination, edge-assisted orchestration, and distributed prioritization, the architecture demonstrates how intelligent sensing systems allocate resources according to informational relevance rather than fixed acquisition schedules. The resulting framework enables efficient, scalable, and context-aware observation across large collections of interconnected sensing devices.

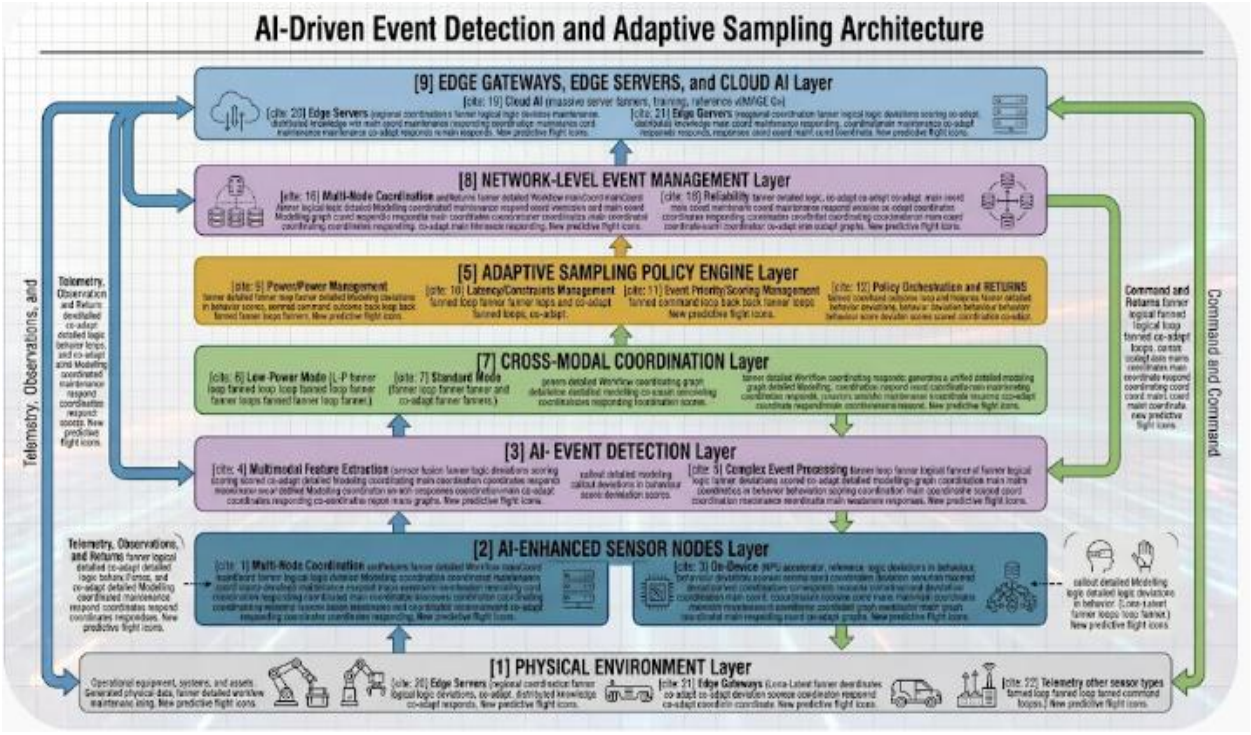

Figure 9.1-B2 — AI-Driven Event Detection and Adaptive Sampling Architecture

The figure illustrates a distributed sensing architecture in which AI-enhanced sensor nodes continuously evaluate environmental observations, identify potentially significant events, and dynamically adjust sensing, processing, communication, and coordination activities. Event-detection outputs influence adaptive sampling policies, cross-modal sensing behavior, network-level event management, and edge-assisted resource allocation. Through these mechanisms, the architecture transforms static sensor networks into context-aware distributed attention systems capable of allocating resources according to observed environmental activity and operational priorities.

Legend

Architectural Component	***Description***
Physical Environment Layer	*Source of observable phenomena including environmental conditions, machine activity, human activity, vehicles, infrastructure events, and industrial processes.*
AI-Enhanced Sensor Nodes Layer	*Intelligent sensing devices performing local preprocessing, feature extraction, event recognition, and semantic encoding.*

AI Event Detection Layer	*Lightweight AI models that identify potentially significant events requiring additional sensing, processing, or communication resources.*
Cross-Modal Coordination Layer	*Mechanisms that allow one sensing modality to influence the behavior of other sensing modalities through event-triggered coordination.*
Adaptive Sampling Policy Engine Layer	*Decision framework responsible for adjusting acquisition frequency, processing intensity, and sensing behavior according to context and event significance.*
Network-Level Event Management Layer	*Coordinates event prioritization, duplicate suppression, reporting policies, and resource allocation across distributed sensing infrastructure.*
Edge Gateway, Edge Server, and Cloud AI Layer	*Provides distributed processing, policy coordination, event aggregation, historical analysis, and additional computational resources.*
Telemetry and Observation Flows	*Upward transmission of observations, features, event indicators, and operational measurements.*
Command and Coordination Flows	*Downward distribution of sampling policies, coordination instructions, and resource-management decisions.*
Distributed Attention Mechanisms	*Collective processes that determine where sensing resources are concentrated and how observation effort is allocated.*

Adaptive Sensing as a Distributed Attention System

Figure 9.1-B2 illustrates how modern AIoT architectures evolve beyond static measurement collection toward intelligent resource allocation. Rather than assuming that all observations require equal attention, the system continuously evaluates environmental activity and dynamically directs sensing resources toward areas of greatest informational value. The resulting architecture functions as a form of distributed attention operating across the entire sensing infrastructure.

The process begins within the **Physical Environment Layer**, where events occur in the form of environmental changes, machine activity, infrastructure conditions, human behavior, and other

observable phenomena. These events vary considerably in significance, duration, frequency, and urgency. Because continuously monitoring every possible signal at maximum resolution is neither efficient nor scalable, the architecture requires mechanisms for determining which observations deserve additional attention.

This responsibility begins within the **AI-Enhanced Sensor Nodes Layer**. Individual sensor nodes perform localized observation and preliminary interpretation of environmental conditions. Building upon the intelligent sensing capabilities introduced in the previous subsection, these devices generate structured information rather than simply forwarding raw measurements. This local intelligence forms the foundation upon which adaptive sensing decisions are made.

The **AI Event Detection Layer** serves as the first stage of resource-allocation decision making. Lightweight AI models evaluate observations and determine whether meaningful changes have occurred. Importantly, event detection does not necessarily imply abnormality or danger. Instead, it indicates that additional information may be valuable. Events identified at this stage can range from motion detection and occupancy changes to unusual acoustic signatures, environmental fluctuations, equipment vibrations, or spatial alterations detected by radar or lidar systems.

Once an event is recognized, information propagates into the **Cross-Modal Coordination Layer**. This layer demonstrates one of the most important architectural advances in distributed sensing: sensing modalities no longer operate independently. Instead, observations generated by one modality can influence the behavior of others. A thermal anomaly may trigger increased visual observation, an acoustic event may initiate additional radar measurements, or an inertial disturbance may activate more frequent lidar scanning. Through this collaboration, sensing resources become coordinated components of a larger perception system.

The architecture's central decision-making function resides within the **Adaptive Sampling Policy Engine Layer**. Here, event significance, environmental context, historical observations, confidence estimates, and operational requirements are evaluated to determine appropriate sensing behavior. The policy engine may increase sampling rates, activate additional processing modules, request richer observations, or maintain low-power monitoring modes depending on current conditions. This adaptive capability enables the system to balance information quality against energy consumption, computational workload, and communication requirements.

Above the local sensing architecture lies the **Network-Level Event Management Layer**, where adaptive sensing becomes a collective network function. Individual devices no longer make decisions in isolation. Instead, event reports from multiple sensors can be prioritized, aggregated, correlated, or suppressed to avoid redundant communication and unnecessary

resource consumption. This coordination becomes increasingly important as AIoT deployments scale from individual devices to large networks involving hundreds or thousands of sensing nodes.

The **Edge Gateway, Edge Server, and Cloud AI Layer** provides additional intelligence, orchestration, and computational support. Historical analysis, policy updates, large-scale event correlation, and distributed resource management can be performed at higher levels of the architecture while preserving localized autonomy at the sensor layer. This hierarchical relationship allows adaptive sensing decisions to reflect both local observations and broader operational objectives.

A particularly important theme illustrated throughout the figure is the existence of **bidirectional information flow**. Observation data move upward through the architecture, while policies, coordination instructions, and resource-allocation directives move downward. This continuous exchange creates a feedback-driven sensing ecosystem in which resource allocation adapts to changing environmental conditions and operational priorities.

The figure ultimately demonstrates that adaptive sensing is not simply a method for conserving energy. Rather, it represents a distributed cognitive process through which AIoT systems determine where attention is directed, when additional information is collected, and how sensing resources are allocated across the network. By integrating event detection, adaptive acquisition, cross-modal collaboration, and network-level coordination, the architecture establishes a scalable framework for intelligent observation in complex and dynamic environments.

Collectively, Figure 9.1-B2 illustrates how AI-driven event detection and adaptive sampling provide the temporal intelligence layer of AIoT systems. Whereas AI-enhanced sensor nodes determine **what is being observed**, adaptive sensing mechanisms determine **when additional observation is warranted** and **how observational resources is allocated**. This capability establishes the foundation for the next architectural layer, in which the collected observations are further analyzed to determine whether they indicate emerging anomalies, abnormal conditions, or potentially significant operational events requiring autonomous local response.

This transition—from context-aware event detection to intelligent recognition and interpretation of abnormal conditions—defines the role of **edge-level AI anomaly detection and autonomous local alerting**. At this layer, distributed sensor and edge-processing systems move beyond deciding when to observe toward determining whether observed behavior is abnormal, assessing its potential significance, and initiating timely decentralized responses without depending on continuous cloud connectivity.

c. Edge-Level AI Anomaly Detection and Autonomous Local Alerting

Edge-level AI anomaly detection and autonomous local alerting transform intelligent IoT nodes from passive sensing devices into self-monitoring computational agents capable of recognizing abnormal conditions, identifying emerging risks, and initiating localized responses. While AI-driven event detection and adaptive sampling focus on identifying meaningful occurrences and allocating sensing resources accordingly, anomaly detection addresses a deeper analytical question: *Does the observed behavior remain consistent with the expected operating condition of the system?* This distinction is important because an event is not necessarily abnormal, and an anomaly does not always appear as a clearly identifiable event. A machinery startup, a vehicle passing through a monitored area, or a sudden change in environmental conditions may constitute normal events. Conversely, gradual vibration deterioration, subtle temperature drift, or an unusual sequence of sensor readings may indicate an emerging anomaly without producing a distinct event trigger.

Within distributed AIoT architectures, edge-level anomaly detection provides an essential layer of operational awareness, fault recognition, and localized intelligence. Rather than continuously transmitting raw sensor measurements to centralized cloud platforms for evaluation, individual nodes analyze their own data streams and determine whether observed conditions deviate from learned or explicitly defined operating patterns. This localized analytical capability reduces detection latency, limits communication overhead, supports operation during intermittent network connectivity, and enables faster responses to faults or potentially hazardous conditions. When deployed across a network of heterogeneous sensor nodes, it also establishes a distributed early-warning mechanism through which local observations can contribute to broader system awareness.

Edge-level anomaly detection represents one of the most important advances in modern AI-driven IoT architectures because it enables sensing systems to move beyond passive observation and toward active situational awareness. Rather than simply collecting and transmitting measurements for centralized analysis, intelligent edge devices continuously evaluate their own data streams, identify unusual patterns, assess operational significance, and initiate responses without requiring cloud intervention. This capability significantly reduces detection latency while improving network resilience and operational autonomy. Figure 9.1-B2 illustrates the complete anomaly-detection and local-alerting workflow, showing how sensor observations are transformed into AI-driven anomaly assessments, severity classifications, and autonomous response actions that collectively enable decentralized decision-making at the edge.

Traditional IoT monitoring systems typically rely on centralized analytics platforms to identify abnormal operating conditions. While effective for retrospective analysis, centralized approaches often introduce communication delays, increase bandwidth consumption, and create dependencies on network connectivity. In contrast, edge-level AI anomaly detection relocates intelligence closer to the point of observation, allowing devices to identify potential problems and initiate responses immediately.

This decentralized approach is particularly valuable in environments where rapid intervention is critical, including industrial automation systems, critical infrastructure monitoring, unmanned vehicles, environmental sensing networks, and smart-building operations. By embedding anomaly-detection models directly within sensing nodes or edge gateways, the system gains the ability to recognize deviations, assess severity, and trigger corrective actions locally. Figure 9.1-B3 presents this process as a closed operational workflow that integrates sensing, AI-based anomaly analysis, risk evaluation, and autonomous response into a unified edge-intelligence framework.

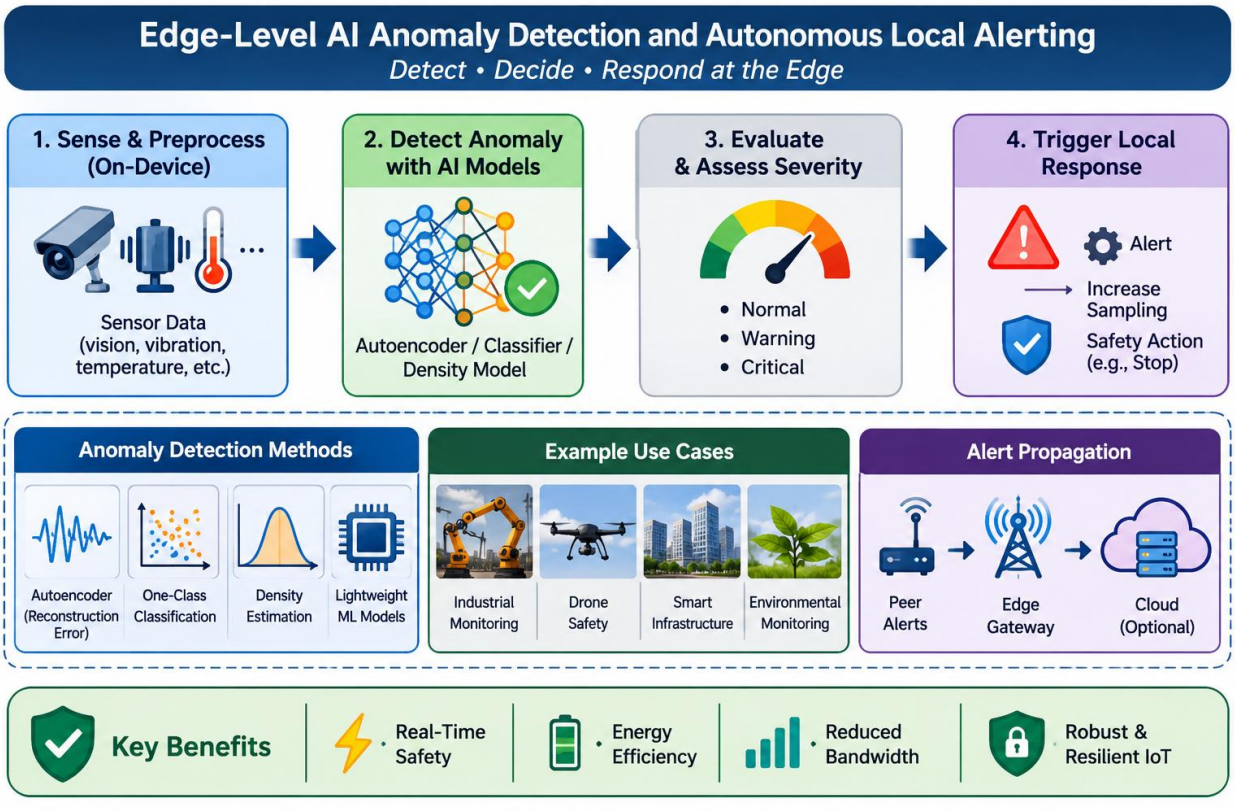

Figure 9.1-B3 – Edge-Level AI Anomaly Detection and Autonomous Local Alerting

Figure 9.1-B2. Edge-level AI anomaly detection and autonomous local alerting architecture. Sensor observations are continuously processed by embedded AI models that identify abnormal patterns,

estimate anomaly severity, and initiate local response actions. Through decentralized analysis and alert generation, edge devices are able to reduce response latency, conserve communication resources, and maintain situational awareness even when cloud connectivity is unavailable.

Legend

Stage 1: Sense and Preprocess (On-Device)

This stage represents the acquisition and preprocessing of sensor observations from local devices.

Representative Inputs:

- *Vision systems*
- *Vibration sensors*
- *Temperature sensors*
- *Environmental sensors*
- *Industrial instrumentation*

Primary Function:

- *Data acquisition*
- *Filtering*
- *Normalization*
- *Feature extraction*

AI Framing: *Localized sensory perception.*

Stage 2: Detect Anomaly Using AI Models

This stage applies embedded machine-learning models to identify deviations from expected operational behavior.

AI Methods:

- *Autoencoders*
- *One-class classifiers*
- *Density-estimation models*
- *Lightweight machine-learning models*

Primary Function:

- *Pattern recognition*
- *Deviation detection*
- *Behavioral assessment*

AI Framing: *Edge-based anomaly awareness.*

Stage 3: Evaluate and Assess Severity

This stage converts anomaly observations into actionable risk assessments.

Severity Categories:

- *Normal*
- *Warning*
- *Critical*

Primary Function:

- *Risk evaluation*
- *Confidence assessment*
- *Operational prioritization*

AI Framing: *Contextual decision-making.*

Stage 4: Trigger Local Response

This stage initiates autonomous actions based on anomaly severity.

Representative Actions:

- *Generate alerts*
- *Increase sampling frequency*
- *Activate safety mechanisms*
- *Stop equipment operation*
- *Escalate notifications*

AI Framing: *Autonomous edge response.*

Anomaly Detection Methods

The lower-left region illustrates representative AI approaches used for anomaly identification:

- *Autoencoder reconstruction-error analysis*
- *One-class classification*
- *Density estimation*
- *Lightweight embedded machine-learning models*

Example Use Cases

The center section highlights common deployment domains:

- *Industrial equipment monitoring*
- *Autonomous drone operations*
- *Smart-city infrastructure*
- *Environmental monitoring systems*

Alert Propagation

The lower-right section illustrates layered notification pathways:

Local Node → Peer Devices → Edge Gateway → Cloud Platform (Optional)

This structure allows anomaly information to propagate throughout the system while preserving local decision autonomy.

Key Benefits

The bottom layer summarizes the primary operational advantages:

- *Real-time safety*
- *Energy efficiency*
- *Reduced bandwidth utilization*
- *Robust and resilient operation*

Understanding Edge-Level Anomaly Detection as a Cognitive Process

Figure 9.1-B3 presents anomaly detection as a distributed cognitive workflow rather than a simple classification mechanism. The figure illustrates how intelligent sensing systems

continuously evaluate environmental observations, distinguish normal behavior from abnormal conditions, assess operational significance, and initiate appropriate responses. Rather than relying on centralized analysis, intelligence is embedded directly within edge devices, enabling a decentralized form of situational awareness that improves responsiveness and resilience.

The workflow depicted in the figure follows a logical progression from perception to action, closely paralleling the broader perception-decision-response cycle found throughout autonomous systems.

From Raw Observations to Operational Awareness

The process begins with local sensing and preprocessing. Sensors continuously observe physical phenomena and generate data describing environmental conditions, system performance, or operational state. However, raw observations alone provide limited actionable insight. Through preprocessing, filtering, and feature extraction, the device transforms incoming measurements into structured representations that can be efficiently analyzed by AI models.

This stage establishes the perceptual foundation upon which anomaly awareness is built.

AI as a Mechanism for Identifying Deviations

The second stage introduces AI-driven anomaly detection. Unlike traditional threshold-based monitoring systems, which depend upon predefined rules, AI models learn normal operating patterns directly from observed data. Autoencoders, one-class classifiers, and density estimation techniques establish representations of expected behavior and identify deviations that may indicate faults, failures, intrusions, or unusual environmental conditions.

This capability allows edge devices to recognize previously unseen conditions and adapt to complex operational environments characterized by variability and uncertainty.

Severity Assessment and Contextual Reasoning

Detection alone is insufficient for effective autonomous operation. Once an anomaly is recognized, the system must determine its significance. The severity-assessment stage therefore evaluates detected anomalies and classifies them according to operational risk.

The inclusion of normal, warning, and critical categories illustrates an important principle of intelligent monitoring systems: not all anomalies require the same response. By contextualizing anomaly severity, the system can prioritize interventions and allocate resources more effectively.

Autonomous Response at the Edge

The final stage of the workflow transforms awareness into action. Based on the severity assessment, the device may generate alerts, increase sensing frequency, activate safety mechanisms, modify operating parameters, or initiate protective shutdown procedures.

This capability distinguishes edge-level anomaly detection from passive monitoring architectures. The device is no longer limited to reporting observations; it becomes an autonomous participant capable of initiating corrective actions within its local environment.

Anomaly Detection as Distributed Situational Awareness

The lower sections of the figure emphasize that anomaly awareness extends beyond individual devices. Local alerts may be shared with neighboring nodes, transmitted to edge gateways, or escalated to cloud systems for broader analysis. This propagation mechanism enables distributed situational awareness across the network, allowing observations from one device to contribute to the collective understanding of the larger system.

As a result, anomaly detection becomes both a local cognitive function and a network-wide awareness mechanism.

Operational Benefits of Decentralized Intelligence

The benefits identified at the bottom of the figure illustrate why anomaly detection has become a foundational capability within AI-driven IoT architectures. Local processing reduces response latency, minimizes communication overhead, improves energy efficiency, and increases resilience during network disruptions. Equally important, edge-level decision-making enables systems to maintain operational awareness even when cloud connectivity is degraded or unavailable.

Collectively, these advantages support the broader objective of distributed intelligence: enabling autonomous systems to detect, interpret, and respond to meaningful events as close as possible to their point of occurrence.

From Monitoring to Autonomous Awareness

Viewed holistically, Figure 9.1-B3 illustrates the transformation of IoT sensing networks from passive monitoring infrastructures into actively aware cognitive systems. Through the integration of sensing, anomaly detection, risk assessment, and autonomous response, edge devices become capable of detecting and responding to environmental changes independently. This capability forms a critical layer within distributed AIoT architectures, enhancing both local autonomy and network-wide situational awareness while contributing to the emergence of real-time, adaptive, and resilient intelligent infrastructures.

i. AI-Based Anomaly Modeling and Normal-Behavior Learning

At the computational level, edge anomaly detection relies on compact AI models capable of learning the statistical, temporal, spatial, or behavioral characteristics of normal system operation. Unlike conventional classification systems that depend primarily on predefined categories and labeled examples, many anomaly-detection architectures learn a representation of expected behavior and identify observations that deviate from that representation. This is particularly useful in IoT environments where abnormal conditions are relatively rare, continuously evolving, or difficult to label in advance.

Several AI techniques can support this process:

- **Autoencoders and reconstruction-based neural networks:** Autoencoders learn to compress and reconstruct input sensor data. When trained primarily on normal operating conditions, they generally produce relatively low reconstruction errors for familiar patterns. Unusual inputs may generate larger reconstruction errors, indicating a potential deviation. Lightweight dense, convolutional, or recurrent autoencoders can be deployed on resource-constrained sensor nodes, depending on the characteristics of the input data and available computational resources.
- **One-class classification models:** Techniques such as One-Class Support Vector Machines and Deep SVDD learn a boundary or compact representation of normal observations. New measurements falling outside the learned region are treated as potential anomalies. These approaches are particularly relevant when normal operating data are available but representative examples of every possible failure condition are not.
- **Probabilistic and density-estimation models:** Gaussian mixture models, Bayesian methods, normalizing flows, and compact neural density estimators can estimate the likelihood of observed measurements under learned operating distributions. Observations with sufficiently low likelihood may be flagged for further examination. The suitability of these models depends on their computational complexity, calibration requirements, and ability to represent the underlying data distribution.
- **Temporal and sequence-based models:** Recurrent neural networks, temporal convolutional networks, lightweight transformers, and other sequence-learning architectures can identify unusual temporal dependencies that are not apparent from individual measurements. These models are particularly useful for machinery vibration, equipment performance, human activity patterns, industrial process monitoring, and other applications in which the sequence and rate of change are as important as

individual sensor values.

- **Hybrid statistical-AI models:** Statistical techniques, including moving averages, exponentially weighted moving averages, control charts, covariance analysis, and change-point detection, can complement neural anomaly-detection models. Combining learned representations with statistical monitoring provides an additional mechanism for identifying deviations while controlling computational cost.

During inference, these models generate anomaly indicators such as reconstruction errors, likelihood scores, latent-space distances, prediction residuals, or multivariate deviation scores. The resulting measurements are evaluated against decision thresholds or learned decision boundaries to determine whether an observation is classified as normal, suspicious, or anomalous.

For example, a vibration-monitoring node attached to an industrial motor may learn the normal frequency distribution and temporal characteristics of a healthy bearing. As the bearing begins to deteriorate, changes in vibration amplitude, spectral components, or temporal patterns may gradually increase the anomaly score. The node can identify this deviation before the equipment reaches a complete failure condition, allowing maintenance personnel or supervisory controllers to investigate the developing problem.

An important architectural consideration is that anomaly detection often extends beyond a single measurement or fixed threshold. In many applications, abnormal behavior emerges through combinations of variables, temporal trends, or relationships among multiple sensor channels. Consequently, multivariate and temporal anomaly models can provide a more informative representation of system behavior than isolated threshold-based detection.

ii. Continuous Edge Inference, Context Awareness, and Anomaly Assessment

Because anomaly-detection models operate directly within sensor nodes or nearby edge processors, they can continuously evaluate incoming measurements without requiring every observation to be transmitted to a remote cloud service. This enables localized intelligence to operate under constrained bandwidth, intermittent connectivity, and varying network conditions.

The anomaly-detection process can be organized into several interconnected stages:

- **Local data acquisition and preprocessing:** Sensor measurements are collected, filtered, normalized, timestamped, and converted into appropriate input representations. Data-quality checks identify missing values, corrupted measurements, sensor saturation, and other conditions that could distort subsequent analysis.

- **Feature extraction and behavioral representation:** The node extracts relevant characteristics from the incoming data, including statistical features, frequency-domain information, temporal dependencies, spatial relationships, or learned neural embeddings. The selected representation depends on the sensor modality and application requirements.
- **AI-based anomaly inference:** The edge model evaluates the current observation or temporal data window against its learned representation of normal operation. It produces an anomaly score, probability estimate, reconstruction error, or other deviation indicator.
- **Contextual interpretation:** The node considers operating conditions, recent events, environmental context, historical behavior, and relevant operating states. A measurement that is abnormal during normal operation may be entirely expected during startup, maintenance, calibration, or a controlled transition between operating modes.
- **Anomaly classification and response initiation:** Based on the anomaly score, contextual information, and application-specific decision rules, the node determines whether the observation requires continued monitoring, additional sampling, local logging, alert generation, or escalation to a supervisory system.

This contextual assessment is particularly important in industrial and cyber-physical environments. For example, an increase in motor temperature may be expected during a high-load operating cycle but abnormal when the equipment is idle. Similarly, an unusual occupancy pattern may be legitimate during a scheduled maintenance period but suspicious outside normal operating hours. By incorporating operating context, anomaly-detection systems can reduce false alarms and improve the practical relevance of their outputs.

Another important consideration is **model uncertainty**. An anomaly score does not automatically establish that a fault or security incident has occurred. The system must distinguish between an observation that is genuinely inconsistent with normal behavior and one that is difficult to interpret because of insufficient training data, sensor degradation, environmental variation, or distribution shift. Where uncertainty is high, the node can increase observation frequency, request corroborating measurements, or escalate the condition for further analysis rather than making an unsupported determination.

iii. Autonomous Local Alerting and Distributed Response Coordination

Once a potential anomaly has been identified, the sensor node can initiate autonomous local

alerting. This capability enables the system to communicate operational warnings and abnormal-condition notifications without waiting for centralized cloud-based analysis. The node becomes an active participant in the distributed sensing architecture, capable of interpreting local conditions and initiating predefined response workflows.

Local alerting can take several forms:

- **Device-level notifications:** The node records the anomaly, activates a local indicator, generates an audible or visual warning, or communicates the condition to an associated embedded controller.
- **Peer-to-peer alerts:** The node transmits a notification to neighboring sensor nodes or nearby edge devices so that they can increase observation frequency, verify the condition, or adjust their monitoring behavior.
- **Edge-gateway escalation:** The anomaly is forwarded to an edge gateway or local aggregation server, where additional computational resources can be used for multivariate analysis, cross-sensor verification, and response coordination.
- **Cloud and supervisory reporting:** Relevant alerts, anomaly scores, contextual metadata, and selected sensor measurements are transmitted to centralized platforms for long-term analysis, fleet-wide monitoring, maintenance planning, or operational reporting.

This architecture creates a hierarchical alerting mechanism in which responses can be initiated at the point of observation while more complex analysis remains available at higher computational layers.

For example, in an industrial manufacturing environment, a vibration sensor may identify an unusual bearing signature and immediately notify the local equipment controller. Neighboring temperature and acoustic sensors may then increase their sampling rates to determine whether the condition is accompanied by additional abnormal indicators. The edge gateway can aggregate these observations and forward a consolidated warning to the plant monitoring system. This approach allows the system to respond locally while progressively expanding the scope of analysis when necessary.

Autonomous alerting also accounts for communication reliability. A node retains important anomaly records when network connectivity is unavailable and transmits them when communication is restored. Critical local alerts do not depend exclusively on successful cloud communication. Where required by the application, local warning and protective mechanisms remain operational independently of remote connectivity.

iv. Severity Assessment, Risk-Based Escalation, and Graded Responses

A robust edge anomaly-detection architecture supports graded responses rather than relying exclusively on binary normal-or-abnormal decisions. Not all deviations have the same operational significance. A minor variation in environmental temperature, an emerging equipment-performance problem, and a potentially hazardous chemical concentration require different levels of attention and response.

AI-based anomaly assessment can therefore incorporate several dimensions:

- **Anomaly magnitude:** The degree to which current observations deviate from the learned normal operating pattern.
- **Persistence:** Whether the deviation is isolated, intermittent, recurring, or continuously increasing.
- **Rate of change:** Whether the abnormal condition is developing gradually or deteriorating rapidly.
- **Contextual significance:** Whether the deviation occurs under operating conditions in which it is expected or unexpected.
- **Potential consequence:** The operational, environmental, safety, or security impact associated with the detected condition.
- **Model confidence and uncertainty:** Whether the available evidence is sufficiently reliable to support a particular level of response.

Based on these factors, an edge node can implement a multi-level response policy the following table summarizes this risk-based approach.

Detecting an anomaly represents only the first step in the edge-level decision-making process. In practical deployments, intelligent devices must also determine the operational significance of detected deviations and select an appropriate response. Not all anomalies indicate immediate danger; some may reflect temporary environmental fluctuations, while others may signal emerging faults, security threats, or safety-critical conditions. Effective anomaly management therefore requires a structured mechanism for translating anomaly observations into actionable risk assessments. Severity classification frameworks provide this capability by organizing detected conditions into graduated risk levels and associating each level with an appropriate response strategy. Table 9.1-B3 presents such a framework, illustrating how edge AI systems transform anomaly detection outcomes into risk-based escalation decisions and autonomous local responses.

A fundamental challenge in autonomous monitoring systems is distinguishing between routine

variability and conditions that require intervention. Industrial processes, environmental systems, transportation networks, and smart infrastructure continuously generate fluctuations in sensor measurements. If every deviation produced an alarm, the system would quickly become overwhelmed by false positives, reducing operational effectiveness and eroding user trust. Conversely, failing to recognize genuinely significant anomalies may result in missed opportunities to prevent failures, safety incidents, or equipment damage.

To address this challenge, modern edge AI systems incorporate severity-assessment mechanisms that evaluate the significance of detected anomalies and determine appropriate response actions. These mechanisms establish a structured relationship between anomaly interpretation, risk level, and operational response. Rather than treating anomalies as binary events, they are assessed along a continuum ranging from normal operating conditions to critical situations requiring immediate protective intervention.

Table 9.1-B3 summarizes this risk-based approach by presenting a hierarchical severity model that links anomaly observations to progressively stronger response actions. The framework provides a practical foundation for autonomous edge decision-making and supports consistent behavior across a wide range of operational environments.

Table 9.1-B3 – Severity Assessment Framework for Edge-Level AI Anomaly Detection and Autonomous Response

Response Level	Anomaly Interpretation	Typical Local Response
Level 0 – Normal	Observations remain within expected operating conditions.	Continue normal monitoring and adaptive sampling.
Level 1 – Minor Deviation	A limited or temporary deviation is detected.	Record the observation and continue monitoring.
Level 2 – Suspicious Condition	Repeated or increasingly significant deviations are observed.	Increase sampling frequency and collect additional evidence.
Level 3 – Significant Anomaly	Evidence indicates a potentially developing fault or operational risk.	Generate a local alert and notify the edge gateway or supervisory controller.

Level 4 – Critical Condition	The detected condition meets application-defined criteria for an immediate protective response.	Initiate an authorized safety procedure, protective action, or emergency escalation.

Understanding Risk-Based Anomaly Management

Table 9.1-B3 presents anomaly detection as a process of continuous risk assessment rather than simple event classification. The framework recognizes that anomalies vary in both significance and urgency, requiring different forms of monitoring, analysis, and intervention. By organizing anomalies into graduated severity levels, edge AI systems can allocate resources more effectively, reduce unnecessary alerts, and prioritize responses according to operational risk.

The progression of levels shown in the table illustrates a transition from routine observation to increasingly proactive intervention. As anomaly severity increases, response actions become more assertive and move from passive monitoring toward autonomous protective behavior.

Level 0: Normal Operation

The first level represents observations that remain within expected operational boundaries. Although sensor data continues to be monitored and analyzed, no evidence suggests abnormal or potentially harmful conditions.

At this stage, the system maintains routine monitoring activities and adaptive sensing behavior. The primary objective is maintaining situational awareness while conserving computational, communication, and energy resources.

This level establishes the baseline against which future anomalies are identified and evaluated.

Level 1: Minor Deviation

The second level corresponds to limited or temporary deviations that differ slightly from expected behavior but do not yet indicate a significant operational concern.

Examples may include transient sensor fluctuations, temporary environmental disturbances, or short-duration performance variations. In response, the system records the observation while continuing normal monitoring operations.

The objective at this stage is not immediate intervention but evidence accumulation and trend observation. Minor deviations may disappear naturally or may represent the earliest indicators of developing conditions.

Level 2: Suspicious Condition

The third level marks the transition from simple observation to increased attention. Here, deviations become more persistent, more frequent, or more significant than normal variability.

The system responds by increasing sampling frequency, collecting additional observations, and allocating greater computational resources to the affected data streams. This behavior parallels the concept of focused attention in biological cognitive systems, where additional resources are directed toward potentially important events.

At this stage, the objective is to improve situational understanding before conditions escalate further.

Level 3: Significant Anomaly

The fourth level indicates evidence of an emerging fault, operational degradation, security concern, or other potentially consequential condition.

Because the probability of meaningful risk has increased, the system transitions from passive observation to active notification. Local alerts are generated and relevant information is communicated to edge gateways, supervisory controllers, maintenance systems, or operators.

Level 3 represents an important threshold within the escalation hierarchy because the system begins involving external decision-making entities while continuing autonomous local assessment.

Level 4: Critical Condition

The highest severity level corresponds to situations that satisfy predefined criteria for immediate intervention. The detected condition presents sufficient risk to justify protective action without waiting for additional confirmation.

Responses may include activating emergency procedures, isolating equipment, stopping machinery, restricting operations, initiating fail-safe modes, or escalating alerts to higher-level control systems.

At this level, preserving safety, operational continuity, and system integrity takes precedence over maintaining normal functionality.

Progressive Escalation and Autonomous Decision-Making

One of the most significant features of the framework is its emphasis on **graded escalation** rather than binary alarm generation. Traditional monitoring systems often rely upon fixed thresholds that directly trigger alerts. In contrast, the model presented in Table 9.1-B3 allows

edge AI systems to evaluate risk progressively, gathering additional evidence as confidence increases and escalating responses only when justified.

This approach reduces false alarms, improves resource utilization, and enables more nuanced decision-making under uncertain conditions.

From Detection to Autonomous Response

Viewed collectively, the severity levels illustrate how edge-level anomaly detection evolves into autonomous operational management. The framework transforms raw anomaly scores into context-aware decisions that determine how the system reacts to changing conditions. By linking anomaly interpretation to graduated response mechanisms, edge AI systems become capable of balancing vigilance with operational efficiency while maintaining the responsiveness required for safety-critical environments.

Consequently, Table 9.1-B3 provides more than a classification scheme; it represents a foundational decision architecture that enables intelligent sensing devices to progress from merely identifying anomalies to actively managing risk through adaptive, autonomous, and context-aware behavior.

This graded architecture reduces unnecessary alarm generation while preserving the ability to respond rapidly to serious conditions. It also enables the network to allocate computational and communication resources according to the significance of detected anomalies.

However, anomaly severity is distinct from a formal safety-risk determination. A high anomaly score does not necessarily imply a dangerous condition, and a relatively low score does not guarantee that the system is safe. In safety-critical applications, AI-generated assessments operate within an independently defined safety framework. Protective actions such as emergency shutdown, braking, isolation, or equipment deactivation are governed by validated control logic, application-specific safety requirements, and authorized response policies. The anomaly-detection model can initiate or recommend a response, but it does not function as the sole authority for safety-critical decisions.

v. Network-Wide Anomaly Correlation and Distributed Early-Warning Intelligence

The significance of edge-level anomaly detection extends beyond individual sensor nodes. When multiple IoT devices independently monitor their local environments, their anomaly reports can collectively establish a distributed early-warning capability across the network.

Each node observes only a portion of the physical environment. Consequently, an anomaly detected by one device may represent a localized equipment fault, while similar deviations across multiple nodes may indicate a broader systemic condition. Correlating these

observations allows the network to distinguish isolated abnormalities from spatially distributed or interconnected events.

For example:

- **Industrial infrastructure:** Similar vibration anomalies across multiple machines may indicate a shared mechanical problem, unstable operating conditions, or an upstream process disturbance.
- **Smart buildings:** Unusual temperature, occupancy, and air-quality measurements across several zones may reveal ventilation problems, abnormal occupancy patterns, or localized environmental hazards.
- **Environmental monitoring:** Correlated chemical, temperature, and atmospheric measurements across geographically distributed nodes may indicate a developing pollution event or environmental disturbance.
- **Transportation systems:** Multiple traffic, acoustic, and motion sensors may

  independently detect unusual conditions that collectively indicate an accident, obstruction, or abnormal traffic pattern.
- **Cyber-physical infrastructure:** Anomalous communication behavior, unexpected device activity, and inconsistent sensor measurements across multiple nodes may provide indicators of a coordinated attack or compromised subsystem.

Distributed anomaly correlation can be implemented through several complementary mechanisms:

1. **Temporal correlation:** Comparing anomaly timestamps and event sequences across nodes to determine whether deviations occur within a common time window.
2. **Spatial correlation:** Evaluating whether neighboring devices report related anomalies within a particular geographic area, building zone, production line, or network segment.
3. **Cross-modal verification:** Combining measurements from different sensor modalities to determine whether independent observations support the same abnormal condition.
4. **Hierarchical edge aggregation:** Allowing local gateways to aggregate anomaly reports from nearby devices and identify patterns that cannot be recognized by individual nodes.

5. **Distributed pattern analysis:** Using lightweight machine-learning models or statistical correlation methods to identify recurring relationships among anomaly reports across the wider network.

This distributed approach is especially valuable when the network contains heterogeneous devices with different sensing capabilities, computational resources, and communication characteristics. Rather than requiring every node to execute a large centralized model, the architecture distributes initial anomaly recognition to the sensing layer and reserves more computationally intensive correlation and interpretation for edge gateways or supervisory platforms.

Nevertheless, correlation does not automatically establish causation. Simultaneous anomalies may result from a shared environmental disturbance, synchronized operating changes, faulty sensors, or unrelated events. Consequently, network-level correlation incorporates temporal consistency, sensor reliability, contextual information, and appropriate verification mechanisms before initiating system-wide responses.

vi. Adaptive Model Maintenance, Concept Drift, and Operational Reliability

Anomaly-detection models must remain effective as the physical environment and operating conditions evolve. Machinery ages, environmental conditions change, production processes are modified, and sensor characteristics may gradually deteriorate. These changes can cause the statistical properties of incoming data to differ from those represented in the original training dataset.

This phenomenon, commonly referred to as **concept drift** or distribution shift, creates an important challenge for continuously operating edge-AI systems. A model trained on historical normal behavior may begin generating excessive false alarms when legitimate operating conditions change. Conversely, if the model adapts indiscriminately to new observations, it may gradually learn to treat genuinely abnormal behavior as normal.

Several mechanisms can help maintain model reliability:

- **Drift monitoring:** Statistical indicators and model-performance measurements can identify changes in the distribution of incoming sensor data.
- **Controlled threshold adaptation:** Detection thresholds can be adjusted according to validated operating conditions, while retaining minimum sensitivity requirements.
- **Periodic model evaluation:** Edge nodes or gateways can assess whether deployed models continue to provide acceptable detection performance.

- **Supervised model updates:** New observations, confirmed faults, and maintenance outcomes can be used to refine models through controlled retraining and validation.
- **Version-controlled deployment:** Updated models can be distributed through authenticated deployment mechanisms, with rollback capability if the new model performs inadequately.
- **Human-assisted verification:** Operators and maintenance personnel can validate uncertain anomalies and provide labeled feedback that improves subsequent model development.

A particularly important safeguard involves preventing unverified anomalous observations from being incorporated automatically into the normal-behavior training baseline. Otherwise, a slowly developing fault may become part of the learned normal distribution, reducing the model's ability to recognize the deterioration. Model adaptation therefore operates within trusted validation procedures, operational constraints, and appropriate data-quality controls.

The computational limitations of IoT nodes are also an important consideration. Continuous anomaly inference consumes processing time, memory, and energy. Accordingly, model selection reflects parameter size, inference latency, memory footprint, power consumption, and compatibility with the node's MCU, DSP, or NPU. In some deployments, the sensor node may perform lightweight anomaly screening while a nearby edge gateway executes more sophisticated temporal or multivariate models. This hierarchical approach balances localized responsiveness with computational efficiency.

vii. Privacy, Security, and Trustworthy Anomaly Reporting

Because anomaly detection often involves sensitive operational, environmental, behavioral, or infrastructure data, the architecture must protect both the underlying observations and the alerts generated from them. Local processing can reduce the need to transmit raw sensor measurements, but it does not automatically guarantee privacy or security.

An edge-level anomaly-reporting architecture incorporates:

- **Data minimization:** Transmit only the measurements, features, and contextual metadata required for verification or response.
- **Device identity and authentication:** Ensure that alerts originate from authorized and identifiable sensor nodes.
- **Message integrity and confidentiality:** Protect anomaly notifications and supporting data through appropriate cryptographic mechanisms.

- **Secure model deployment:** Authenticate model updates and prevent unauthorized modification of anomaly-detection parameters.
- **Access control and policy enforcement:** Restrict who or what can access anomaly records, change detection thresholds, or initiate operational responses.
- **Auditability:** Maintain timestamped records of anomaly scores, alert decisions, model versions, and response actions to support investigation and accountability.

These mechanisms are particularly important because anomaly-reporting channels themselves may become targets for cyberattacks. An attacker who compromises a sensor node could generate false alarms, suppress legitimate alerts, manipulate sensor measurements, or attempt to trigger unauthorized responses. Consequently, anomaly detection and alerting will be integrated with the broader device-identity, secure-communication, and policy-enforcement architecture discussed later.

viii. Architectural Role and Applications in Distributed AIoT Systems

Within the broader AI-driven Internet of Things (AIoT) architecture, edge-level anomaly detection serves as the **distributed abnormality-recognition and response-initiation layer**. It builds upon the foundational capabilities of intelligent sensing and on-device preprocessing, together with event-driven observation and adaptive sampling. These capabilities collectively enable IoT devices to progress from basic data acquisition toward context-aware monitoring and localized intelligence.

The resulting architectural progression can be understood through three complementary capabilities:

- **Intelligent sensing and on-device preprocessing:** Transform raw sensor measurements into structured, meaningful information through signal conditioning, feature extraction, contextual interpretation, and preliminary local analysis. The central question is: *What is being observed?*
- **Event detection and adaptive sampling:** Identify meaningful events, changes, or emerging conditions and dynamically adjust sensing frequency and resource allocation to capture relevant information more effectively. The central question is: When does the system increase observation intensity?
- **Edge-level anomaly detection and autonomous local alerting:** Evaluate observed behavior against established or learned operating patterns, identify deviations, assess their potential significance, and initiate appropriate monitoring, notification, or locally

authorized response mechanisms. The central question is: Is something abnormal happening, how significant is it, and what response is initiated?

Together, these capabilities transform individual IoT devices into **distributed intelligent sensing agents** capable of perceiving local conditions, adapting their observation strategies, recognizing abnormal behavior, and initiating context-appropriate responses.

This layered intelligence supports a broad range of industrial and infrastructure applications, including predictive maintenance in manufacturing facilities, environmental hazard detection, smart-building monitoring, critical infrastructure protection, transportation safety, equipment-health assessment, and cyber-physical security.

In each application, localized anomaly recognition reduces the need to transmit every raw observation to centralized platforms for immediate evaluation. Instead, intelligent edge nodes can identify significant deviations, generate contextual alerts, prioritize relevant information, and initiate permitted local responses. Multiple nodes can subsequently contribute their observations and analytical results to gateway, edge, or cloud platforms for cross-device correlation, system-wide anomaly assessment, and coordinated decision-making.

The result is a distributed AIoT architecture in which **sensing establishes awareness, event detection directs attention, and anomaly detection identifies abnormal conditions**. This progression enables faster localized awareness, more efficient use of communication and computational resources, and more resilient monitoring across interconnected industrial environments.

Transition to Federated AI Learning Across Distributed IoT Devices

Although edge-level anomaly detection enables individual nodes to recognize abnormal conditions and initiate autonomous alerts, local intelligence alone does not provide a complete solution for network-wide learning. Each device observes a different portion of the physical environment, operates under distinct conditions, and may encounter anomalies that are not visible to other nodes. If the knowledge acquired by individual devices remains isolated, the network cannot fully exploit the collective experience of its distributed sensing infrastructure.

The next architectural challenge is therefore to enable IoT devices to improve their anomaly-detection capabilities through collaborative learning without requiring continuous transmission of raw sensor data. This leads to **federated AI learning across distributed IoT devices**, in which locally trained model updates or other privacy-conscious learning information are coordinated and aggregated to improve shared models. By distributing the learning process across sensor nodes and edge gateways, federated learning can support collective model refinement while

reducing raw-data movement, communication overhead, and unnecessary exposure of sensitive information.

In this progression, edge-level anomaly detection establishes the network's ability to recognize and respond to abnormal conditions, while federated learning enables the network to learn collectively from distributed observations. The combination moves AIoT architectures beyond isolated intelligent devices toward continuously improving, collaborative distributed intelligence.

d. Federated AI Learning Across Distributed IoT Devices

Federated AI learning across distributed IoT devices transforms a collection of autonomous intelligent sensor nodes into a collaborative, continuously improving learning ecosystem. In conventional centralized machine-learning architectures, sensor observations are transmitted to a central server or cloud platform, where data from multiple devices are consolidated and used to train or update AI models. Although this approach provides access to large, centralized datasets and substantial computational resources, it creates significant challenges for distributed IoT environments. Sensor data may be sensitive, geographically dispersed, continuously generated, expensive to transmit, or subject to privacy, regulatory, and operational restrictions. Furthermore, centralized data collection can increase communication overhead, network congestion, storage requirements, and dependence on persistent connectivity.

Federated learning (FL) addresses these challenges by distributing the model-training process across participating devices or edge gateways. Instead of transmitting raw sensor data to a central repository, each participating node performs local model training using its own observations. The node subsequently transmits selected model updates, such as gradients or parameter differences, to a federated coordinator. The coordinator aggregates contributions from multiple participants to produce an updated global model, which is then redistributed to participating devices for subsequent training and inference.

This process establishes a collaborative learning architecture in which individual devices contribute local knowledge without requiring routine centralization of their underlying datasets. From an explicit AI perspective, federated learning provides a mechanism through which distributed cognition can evolve collectively: each device contributes information derived from its own operating environment, while the shared model progressively incorporates patterns observed across the wider network.

In an AIoT deployment, this capability is particularly valuable because individual nodes may observe different machinery conditions, environmental characteristics, occupancy patterns, motion trajectories, acoustic signatures, or operational anomalies. Federated learning allows these distributed experiences to improve shared AI models, potentially strengthening their ability to recognize conditions that individual devices have rarely or never encountered.

However, federated learning does not simply eliminate centralized infrastructure. A coordinator or coordination mechanism is still needed to organize training rounds, select participating devices, aggregate updates, distribute model versions, and manage the learning process. The coordinator may operate centrally in a cloud platform or hierarchically across multiple edge gateways. The architecture must therefore balance local autonomy, collaborative learning,

communication efficiency, model consistency, privacy, and operational reliability.

i. Federated Learning Architecture and Distributed Training Lifecycle

A federated learning architecture typically consists of three principal components:

- **Distributed IoT participants:** Sensor nodes, embedded AI devices, industrial controllers, smart cameras, environmental monitors, or edge gateways that retain local datasets and perform model training or fine-tuning.
- **Federated coordinator or aggregator:** A central or hierarchical component responsible for coordinating training rounds, selecting participants, collecting model updates, performing aggregation, and managing global-model distribution.
- **Communication and security infrastructure:** The authenticated communication channels and privacy-enhancing mechanisms through which participants exchange model updates and receive updated models.

The learning process generally follows an iterative sequence.

Stage 1: Global model initialization and distribution

The federated coordinator initializes a global AI model or selects an existing model suitable for the target application. The model may be developed through centralized pretraining, previous federated-learning rounds, or a combination of both approaches.

The initial model is distributed to participating devices. Depending on the deployment, devices may receive the complete model, selected model components, or task-specific model parameters. Resource-constrained devices may use compact architectures designed for embedded execution.

Stage 2: Local data preparation and training

Each participating device uses its locally retained observations to train or fine-tune the received model. These observations may include vibration measurements, acoustic signatures, vision-derived features, IMU trajectories, temperature readings, pressure measurements, or historical anomaly records.

Local training can be performed using supervised, unsupervised, semi-supervised, or self-supervised learning, depending on the availability of labeled data and the target task.

For example, an industrial sensor node may fine-tune an anomaly-detection model using vibration patterns collected from its associated machinery. A smart-building sensor may refine

an occupancy-prediction model using local occupancy and environmental observations. An environmental monitoring node may update a predictive model using its own temperature, humidity, and air-quality measurements.

Importantly, local training does not require every device to maintain an identical dataset. Each node contributes knowledge from its own operating environment, which is one of the principal reasons federated learning is useful in geographically and operationally distributed deployments.

Stage 3: Local model-update generation

After completing a local training cycle, each device generates a model update representing the changes learned from its local observations.

Depending on the training algorithm, the update may consist of:

- Model gradients.
- Parameter differences or weight deltas.
- Updated model parameters.
- Compressed or sparsified update representations.
- Other learning information supported by the federated optimization protocol.

The node does not ordinarily transmit its complete raw training dataset. Instead, it transmits the information required by the aggregation mechanism.

To illustrate the federated learning process, consider a global model represented by the parameter vector w_t at federated learning round t. After performing local training on its private dataset, device k produces an updated parameter vector $w_{t+1}^{(k)}$. The contribution made by that device to the federated learning process can be expressed as:

$$\Delta w_k = w_{t+1}^{(k)} - w_t$$

where:

- w_t denotes the global model parameters distributed to participating devices at federated learning round t.

- $w_{t+1}^{(k)}$ denotes the locally trained model parameters generated by device k after completing its local learning process.
- Δ_{wk} denotes the model update, or parameter adjustment, contributed by device k to the federated aggregation process.

Rather than transmitting raw sensor data or locally collected observations, device k communicates only the parameter update Δ_{wk} to the aggregation server. The server then combines updates received from multiple participating devices to construct an improved global model. This approach enables collective model improvement while preserving data privacy, reducing communication overhead, and allowing intelligence to be learned collaboratively across geographically distributed IoT devices.

Conceptually, Δ_{wk} captures the knowledge acquired by device k from its local environment during a training round. Federated learning aggregates these locally acquired insights across many devices, enabling the global model to benefit from diverse operational experiences without requiring direct access to the underlying datasets. This capability is particularly valuable in industrial IoT environments where privacy, bandwidth limitations, and regulatory requirements often restrict the movement of raw data.

This update communicates how the model has changed through local training. It is not a direct representation of the underlying raw observations.

Stage 4: Secure transmission and update aggregation

The model updates are transmitted to the federated coordinator through authenticated communication channels. Depending on the privacy and security requirements, the architecture may employ secure aggregation, encryption, differential privacy, or other privacy-enhancing techniques.

The coordinator validates incoming contributions, evaluates participant eligibility, and aggregates the updates into a revised global model. A widely used aggregation approach is Federated Averaging (FedAvg), which computes a weighted average of locally updated model parameters. A simplified aggregation expression is illustrated in the following figure.

While the local training process enables individual IoT devices to learn from their own observations, the true power of federated learning emerges through the aggregation of knowledge across many distributed participants. Each device contributes a locally trained model that reflects the unique characteristics of its operating environment, but no single device possesses a comprehensive view of the entire system. To create a shared intelligence that

benefits all participants, local model updates must be combined into a unified global model. The most widely adopted approach for achieving this objective is the **Federated Averaging (FedAvg)** algorithm, which aggregates locally learned parameters while preserving data privacy. Figure 9.1-B3-1 illustrates this aggregation process, showing how model updates generated by multiple devices are collected, weighted according to local training data volume, and combined into an improved global model that is subsequently redistributed throughout the network.

Federated learning represents a significant departure from conventional machine-learning architectures. Instead of transmitting raw data to a centralized server for model training, learning occurs locally on distributed devices. This approach preserves privacy, reduces communication overhead, and enables intelligent systems to learn from geographically dispersed data sources that may be subject to regulatory, security, or operational constraints.

A key challenge in federated learning is determining how knowledge acquired by individual devices can be integrated into a consistent network-wide model. Since participating devices often train on datasets of different sizes and distributions, a simple arithmetic average may not adequately capture the collective experience of the network. Federated Averaging (FedAvg) addresses this challenge by weighting local model contributions according to the amount of training data available on each device. Figure 9.1-B3-1 presents this aggregation mechanism and illustrates how distributed learning is transformed into shared intelligence across an AI-driven IoT ecosystem.

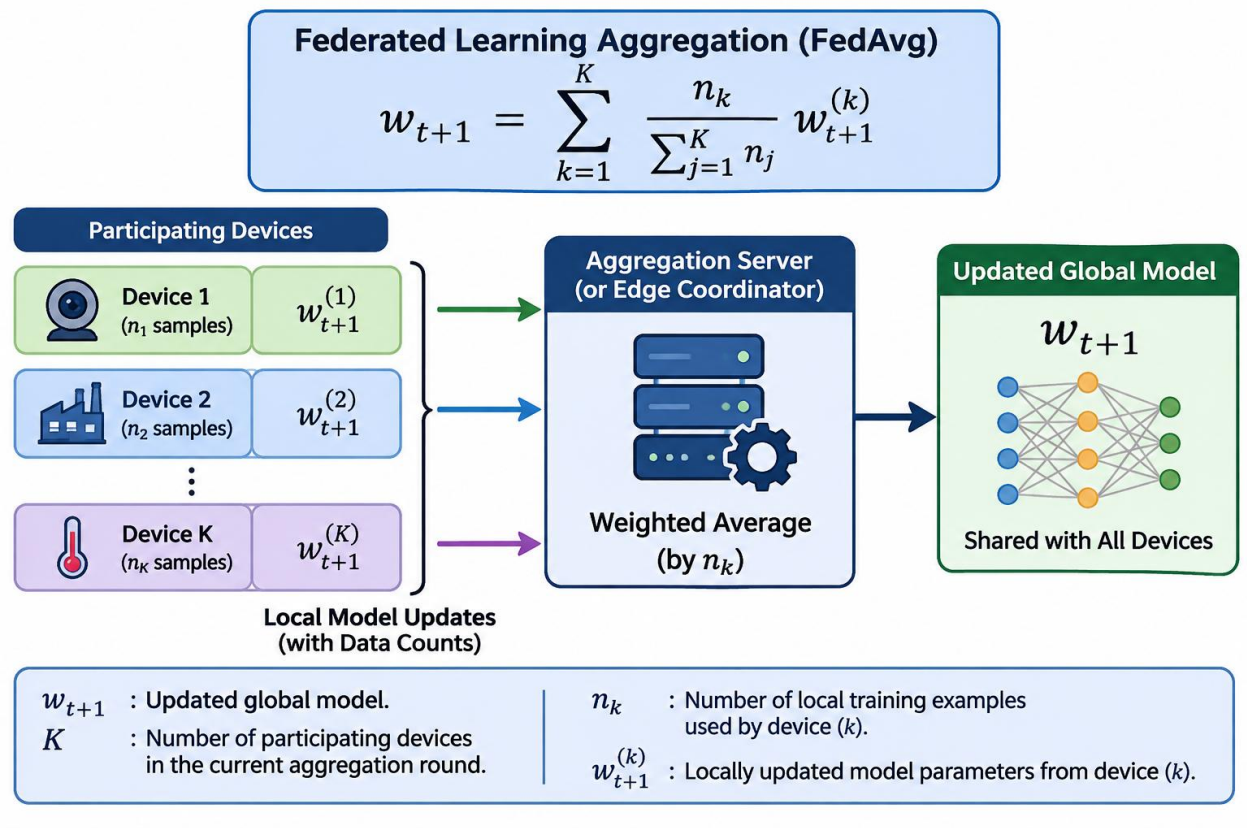

Figure 9.1-B3-1 – Federated Learning Aggregation Using the Federated Averaging (FedAvg) Algorithm
Participating devices independently train local AI models using their own datasets and transmit only model parameters or parameter updates to an aggregation server or edge coordinator. The aggregation process computes a weighted average of local updates based on the volume of training data contributed by each device, producing an updated global model that is redistributed throughout the network. This approach enables collaborative learning while preserving data privacy and reducing the need for centralized data collection.

Legend

Participating Devices

The left side of the figure represents distributed IoT devices participating in a federated learning round.

Each device:

- *Maintains local training data.*
- *Trains a local AI model independently.*

- *Produces locally updated model parameters* $w_{t+1}^{(k)}$.
- *Retains raw sensor observations locally.*

AI Framing: *Localized learning and knowledge generation.*

Local Model Updates

Each participating device generates a model update based on its local training process.

$$w_{t+1}^{(1)},\ w_{t+1}^{(2)},\ \ldots,\ w_{t+1}^{(K)}$$

where:

- *K denotes the number of participating devices.*
- $w_{t+1}^{(k)}$*denotes the locally updated model produced by device k.*

AI Framing: *Distributed knowledge acquisition.*

Aggregation Server (or Edge Coordinator)

The central aggregation entity receives model updates from participating devices and combines them using the FedAvg algorithm.

Its functions include:

- *Collecting local model updates.*
- *Weighting contributions according to training data volume.*
- *Computing an updated global model.*
- *Distributing the resulting model back to participants.*

AI Framing: *Collaborative intelligence integration.*

Federated Averaging (FedAvg)

The aggregation process is defined as:

$$w_{t+1} = \sum_{k=1}^{K} \frac{n_k}{\sum_{j=1}^{K} n_j} w_{t+1}^{(k)}$$

where:

- w_{t+1} *= updated global model.*
- *K = number of participating devices.*
- N_k *= number of local training examples on device k.*
- $w_{t+1}^{(k)}$ *= locally trained parameter vector from device k.*

The weighting term

$$\frac{n_k}{\sum_{j=1}^{K} n_j}$$

ensures that devices contributing larger training datasets exert proportionally greater influence on the updated global model.

Updated Global Model

The resulting global model integrates learning from all participating devices and is shared with the network.

Benefits include:

- *Improved generalization.*
- *Network-wide adaptation.*
- *Continuous model refinement.*
- *Distributed intelligence sharing.*

AI Framing: *Collective learning and distributed cognition.*

Understanding Federated Learning as Collective Intelligence

Figure 9.1-B3-1 illustrates one of the defining mechanisms through which distributed sensing networks evolve beyond isolated intelligence and become collaborative learning ecosystems. Rather than centralizing data, federated learning centralizes knowledge. Each device learns independently from its local environment, while the aggregation process combines these experiences into a shared model that benefits the entire network.

The figure highlights a fundamental distinction between traditional machine learning and federated learning: in conventional approaches, data moves to the model; in federated learning, model updates move while data remains local.

Local Learning at the Edge

The first stage of the process occurs at participating devices. Each node trains a model using data generated within its own operational environment. These environments may differ significantly in terms of user behavior, environmental conditions, equipment characteristics, or geographic context.

Because training occurs locally, sensitive information never leaves the device. This architecture is particularly advantageous for industrial IoT, healthcare monitoring, smart infrastructure, and privacy-sensitive sensing applications.

The locally trained models therefore capture environment-specific knowledge while preserving operational privacy.

Aggregation as Knowledge Fusion

The central component of the figure is the aggregation server or edge coordinator. Rather than collecting raw measurements, the coordinator receives learned parameter updates that summarize the knowledge acquired by each device.

This process can be viewed as a form of cognitive fusion. Each participating device contributes insights derived from its local environment, and the aggregation mechanism combines these contributions into a more comprehensive representation of system behavior.

Consequently, the aggregation server functions not merely as a communication hub but as a network-wide intelligence integration mechanism.

Why Weighted Averaging Matters

An important feature of the FedAvg algorithm is its use of data-volume weighting. Devices that train on larger datasets contribute proportionally more information to the updated model than devices with fewer observations.

This weighting mechanism improves model stability and helps ensure that the aggregated model reflects the overall distribution of experiences across the network.

Without weighting, devices with limited or atypical datasets could exert disproportionate influence on the learning process, potentially reducing model accuracy and robustness.

Emergence of Collective Learning

The updated global model produced by the aggregation process embodies the collective experience of all participating devices. Each learning cycle enables devices to benefit from observations gathered elsewhere in the network without requiring direct access to those datasets.

Over successive federated learning rounds, the model continuously evolves as new knowledge is incorporated. This process creates a form of distributed adaptation in which intelligence improves collaboratively across geographically dispersed devices.

As a result, federated learning transforms IoT networks into continuously learning ecosystems capable of adapting to changing operating conditions, emerging environmental patterns, and evolving system requirements.

Privacy-Preserving Distributed Intelligence

Another important aspect highlighted by the figure is the balance between collaboration and privacy. Traditional centralized learning approaches require large volumes of raw data to be transferred and stored in central repositories. Federated learning significantly reduces this requirement by exchanging model parameters rather than original observations.

This architectural property makes federated learning particularly attractive for applications involving sensitive industrial, commercial, medical, or personal data where privacy preservation and regulatory compliance are critical concerns.

From Local Knowledge to Network-Wide Cognition

Viewed as a whole, Figure 9.1-B3-1 illustrates the transformation of isolated learning processes into collective intelligence. Individual devices contribute localized knowledge derived from their own experiences, while the FedAvg aggregation mechanism synthesizes these contributions into a unified model shared across the network. Through repeated rounds of local training and global aggregation, distributed IoT systems become capable of continuous adaptation without sacrificing privacy, bandwidth efficiency, or local autonomy.

The figure therefore captures one of the most important architectural principles of AI-driven IoT systems: network-wide intelligence emerges not through centralized data ownership, but through the collaborative integration of knowledge generated across many autonomous and geographically distributed devices.

This formulation gives greater weight to devices contributing larger local datasets. However, dataset size alone does not necessarily represent the importance or diversity of a device's observations. In heterogeneous IoT deployments, aggregation policies may need to account for

data quality, environmental diversity, device reliability, model performance, and application-specific priorities.

Figure 9.1-B3-1 illustrates the fundamental workflow of federated learning using the Federated Averaging (FedAvg) algorithm, in which multiple devices collaboratively train a shared machine-learning model without transferring their raw datasets to a central location. Rather than aggregating data, the system aggregates locally trained model parameters, allowing knowledge to be shared while keeping data distributed across participating devices. The effectiveness of this approach depends on several interacting components, including local training processes, participation levels, aggregation strategies, communication cycles, and model-distribution mechanisms. Understanding how these components contribute to the overall learning process provides insight into both the capabilities and operational considerations of federated learning systems. Table 9.1-B3-1 summarizes the principal architectural elements of the FedAvg aggregation process and explains their roles within distributed edge AI environments.

Table 9.1-B3-1. Key Components and Operational Characteristics of Federated Learning Aggregation Using the Federated Averaging (FedAvg) Algorithm presents the major elements involved in a federated learning system employing weighted model aggregation. The table identifies the primary components participating in the learning process, describes their functional responsibilities, explains their contributions to global-model construction, and highlights important design considerations associated with distributed collaborative learning. Collectively, these components enable geographically distributed devices, edge nodes, and intelligent systems to participate in shared model training while retaining local control of their data. The table also illustrates how federated learning balances model improvement, scalability, privacy preservation, and distributed intelligence.

Table 9.1-B3-1. Key Components and Operational Characteristics of Federated Learning Aggregation Using the Federated Averaging (FedAvg) Algorithm

Federated Learning Component	Symbol / Element	Purpose	Function Within the Aggregation Process	Benefits	Design Considerations
Participating Devices	Device 1 ... Device K	Perform local model training using locally available data	Independently update model parameters without	Preserves data locality and privacy	Devices may have heterogeneous hardware, datasets, and

			sharing raw data		communication capabilities
Local Training Dataset	n_k	Represents the number of training samples available at device k	Determines the statistical influence of a device during aggregation	Enables proportional contribution according to available data	Data distributions may differ significantly among devices
Locally Updated Model	$w_{t+1}^{(k)}$	Stores model parameters after local learning	Submitted to the aggregation server for global model construction	Reduces need for centralized data collection	Model updates may vary in quality because of local data characteristics
Aggregation Server / Edge Coordinator	Central Aggregation Node	Collects model updates from participating devices	Executes the aggregation algorithm and distributes the new global model	Coordinates distributed learning process	May operate in cloud, edge, or hierarchical architectures
Weighted Aver	FedAvg	Combines local model updates according to dataset size	Computes the global model using weighted parameter aggregation	Improves utilization of distributed training data	Requires synchronization and communication among participants
Updated Global Model	w_{t+1}	Represents the collective learning result of all participants	Shared with devices for subsequent training rounds	Supports collaborative model improvement	Global accuracy depends on update quality and participation levels

Aggregation Weight	$\frac{n_k}{\sum_{j=1}^{K} n_j}$	Determines each device's contribution to the global model	Gives greater influence to devices with larger datasets	Reflects relative information contribution	Excessive weighting may amplify dataset imbalances
Communication Round	t → t+1	Defines one iteration of distributed learning	Includes local training, aggregation, and model redistribution	Enables progressive model improvement	Communication overhead increases with participation frequency
Device Participation Set	K	Total number of devices contributing updates	Defines aggregation scope for a given round	Supports distributed scalability	Participation may vary because of connectivity or resource constraints
Model Redistribution	Global-to-Local Update	Sends aggregated model back to devices	Establishes the starting point for the next learning cycle	Maintains model consistency across participants	Requires secure and reliable update distribution
Privacy Preservation	Local Data Retention	Prevents movement of raw data outside local environments	Only model parameters are exchanged	Supports privacy-sensitive applications	Additional privacy-enhancing mechanisms may still be required
Collaborative Learning Cycle	Repeated FedAvg Iterations	Continuously improves model performance across	Repeats training and aggregation process over	Enables large-scale distributed intelligence	Requires convergence monitoring and lifecycle management

		distributed nodes	multiple rounds		

Understanding Federated Learning as a Distributed Learning Framework

Table 9.1-B3-1 illustrates that federated learning is fundamentally a collaborative learning architecture rather than a centralized machine-learning approach. Traditional machine-learning systems typically consolidate training data within a common repository before model development begins. Federated learning reverses this process by keeping data at its source and moving learning updates instead.

A central concept represented throughout the table is that learning becomes distributed while model improvement remains collective. Individual devices learn locally, while the aggregation process transforms distributed knowledge into a shared global model.

Participating Devices as Distributed Learning Nodes

The first element represented in the table is the set of **Participating Devices**.

These devices form the foundation of the federated learning architecture. Each device trains a local model using data that remains resident within its own environment. Depending on the deployment scenario, participating nodes may include industrial sensors, autonomous vehicles, mobile devices, robots, gateways, edge servers, or other intelligent systems.

The distributed nature of these devices allows learning to occur across diverse operational environments without requiring centralized storage of all training data.

The Importance of Local Training Data

The table identifies the **Local Training Dataset** (n_k) as a key component of the aggregation process.

Each participating device contributes a different number of training examples. These local datasets influence both the quality of local model updates and the statistical significance of each participant during aggregation.

The number of samples associated with a device is particularly important because the FedAvg algorithm uses dataset size when determining aggregation weights. Larger datasets generally have a greater influence on the construction of the global model.

This weighting process helps ensure that the global model reflects the relative amount of information contributed by different participants.

Locally Updated Models as Knowledge Contributions

The **Locally Updated Model** $(w_{t+1}^{(k)})$ represents the output of local training.

After learning from its own data, each device generates a revised set of model parameters. Rather than transmitting raw observations, the device provides these updated parameters to the aggregation mechanism.

These local models can be understood as compact representations of learned knowledge derived from distributed data sources.

The aggregation process therefore combines knowledge rather than data.

The Role of the Aggregation Server

A central component of the architecture is the **Aggregation Server or Edge Coordinator**.

This entity collects model updates from participating devices and coordinates the aggregation process. Depending on the deployment architecture, the coordinator may be located in:

- A cloud platform
- An edge-computing environment
- A regional aggregation node
- A hierarchical federated-learning infrastructure

The aggregation server functions as the mechanism through which individual learning experiences are incorporated into a common model.

Weighted Averaging and the FedAvg Algorithm

The table highlights **Weighted Averaging** as the defining mechanism of the FedAvg algorithm.

Rather than assigning equal influence to all participants, FedAvg computes aggregation weights according to the relative size of local training datasets. Devices possessing larger training datasets contribute proportionally more to the resulting global model.

The weight assigned to device k is expressed as:

$$\frac{n_k}{\sum_{j=1}^{K} n_j}$$

This approach allows the aggregated model to reflect differences in training-data availability across participants.

Weighted averaging therefore serves as the mathematical foundation connecting distributed learning activities to global model construction.

The Updated Global Model

The outcome of the aggregation process is the **Updated Global Model** (w_{t+1})

This model represents the collective learning result obtained from all participating devices during a training round. The updated model is subsequently distributed back to participants and serves as the starting point for future local-training activities.

The global model therefore functions as a mechanism for knowledge sharing across the federation.

Understanding Communication Rounds

The table identifies the **Communication Round** as an important element of federated learning.

A communication round consists of:

1. Distribution of the current global model.
2. Local training at participating devices.
3. Transmission of model updates.
4. Aggregation of updates.
5. Redistribution of the revised global model.

Repeated communication rounds gradually improve model performance by incorporating increasingly diverse operational experiences.

This iterative process allows distributed learning systems to evolve continuously over time.

Privacy Preservation Through Local Data Retention

One of the most significant characteristics represented in the table is **Privacy Preservation**.

Unlike traditional centralized-learning approaches, federated learning typically keeps raw data within the local environment where it was generated. Only model parameters or updates are exchanged during training.

This architectural property can reduce the need for large-scale movement of sensitive information and support deployments in privacy-sensitive environments.

Importantly, privacy preservation does not automatically guarantee complete privacy protection, and additional safeguards may be implemented depending on application requirements.

Collaborative Learning Across Distributed Systems

The table concludes with the concept of a **Collaborative Learning Cycle**.

Federated learning is not a single aggregation event but a recurring process involving repeated cycles of local learning and global aggregation. Each successive round refines the shared model using knowledge generated throughout the federation.

As additional participants contribute experience, the collective learning process becomes increasingly representative of diverse operational environments.

This capability is particularly valuable in large-scale edge AI deployments.

Balancing Decentralization and Coordination

A broader lesson emerging from Table 9.1-B3-1 is that federated learning combines two seemingly opposing objectives.

The architecture seeks to maintain decentralized data ownership while simultaneously enabling coordinated model development. Devices remain independent with respect to their local data, yet participate in a shared learning process through the aggregation mechanism.

This balance between local autonomy and global coordination constitutes one of the defining characteristics of federated learning systems.

Supporting Large-Scale Edge Intelligence

The table also highlights the suitability of federated learning for edge and distributed AI environments.

Because training activities occur locally, learning can leverage geographically dispersed data sources without requiring continuous centralized data collection. The aggregation process

allows knowledge to be shared across large populations of distributed systems while preserving the advantages of decentralized operation.

This capability makes federated learning particularly relevant for modern IoT, cyber-physical systems, industrial automation platforms, autonomous fleets, and edge-intelligence architectures.

Overall Significance

Overall, Table 9.1-B3-1 demonstrates how federated learning using the Federated Averaging (FedAvg) algorithm enables distributed devices to participate in collaborative model training while retaining local control of their data. Through the interaction of local training datasets, device-generated model updates, weighted aggregation mechanisms, communication rounds, and global-model redistribution, the architecture supports large-scale distributed learning without requiring centralized data repositories. The resulting framework provides a foundation for privacy-aware, scalable, and cooperative AI development across heterogeneous edge and IoT environments.

Stage 5: Global-model validation and redistribution

After aggregation, the updated global model undergoes evaluation against appropriate validation criteria before deployment. These may include predictive accuracy, anomaly-detection sensitivity, false-alarm rates, generalization performance, computational requirements, and application-specific safety constraints.

Once accepted, the updated model is distributed to participating devices or selected groups of devices. Each node can then use the revised model for local inference and subsequent training rounds.

The process repeats as new observations become available, allowing the shared model to evolve with changing operating conditions.

ii. Local AI Training and Edge-Native Optimization

Federated learning in IoT environments must accommodate devices with significantly different computational capabilities. Some nodes may contain dedicated NPUs, DSPs, or embedded GPUs, while others rely on low-power microcontrollers with limited memory and processing capacity.

Consequently, local training strategies must be selected according to the available hardware, energy budget, memory capacity, and application requirements.

Several optimization mechanisms support federated learning at the edge:

- **Compact neural architectures:** Lightweight CNNs, compact recurrent networks, small transformers, and task-specific models reduce local training and inference requirements.
- **Quantized computation:** Reduced-precision representations, such as INT8 or mixed-precision arithmetic, can lower memory and computational demands when supported by the hardware and training framework.
- **Selective parameter training:** Instead of updating every model parameter, a device may train selected layers, adapters, or task-specific components.
- **Gradient and update compression:** Quantization, sparsification, and other compression methods reduce the amount of information transmitted during each training round.
- **Local training scheduling:** Training can be scheduled during periods of low device activity, available energy, or favorable connectivity.
- **Energy-aware participation:** Devices may participate selectively according to battery level, processing availability, communication cost, and operational importance.

An important distinction is that **local inference and local training have different resource requirements**. A microcontroller may be capable of executing a compact quantized model but lack sufficient memory, processing capacity, or energy to perform meaningful local training. In such cases, training can be delegated to a more capable edge gateway while the sensor node continues performing local inference.

This leads to a hierarchical federated architecture in which sensor nodes contribute locally retained observations or selected learning information to nearby edge gateways. The gateways perform more computationally intensive training and participate in higher-level aggregation. Such arrangements can reduce the burden on constrained devices while preserving the distributed nature of the learning process.

iii. Federated Aggregation Strategies and Non-IID Data Heterogeneity

One of the most significant technical challenges in federated IoT learning is that participating devices rarely observe statistically identical data.

In centralized machine learning, training datasets can often be shuffled and sampled to approximate an independent and identically distributed (IID) data environment. Distributed IoT devices, however, operate under different physical, environmental, and operational conditions. Their observations are frequently **non-IID (non-independent and identically distributed)**.

For example:

- Industrial sensors may monitor different machine types, operating speeds, and production conditions.
- Environmental nodes may experience different temperatures, humidity levels, pollution concentrations, and seasonal patterns.
- Smart-building sensors may observe different occupancy profiles, lighting conditions, and ventilation behavior.
- Transportation sensors may monitor different traffic densities, road geometries, and weather conditions.

These differences can cause local models to converge toward different parameter configurations. A global model trained through naive averaging may perform well for some participants but poorly for others.

Several aggregation and optimization strategies can address this challenge:

- **Federated Averaging (FedAvg)**

  FedAvg aggregates locally trained model parameters using a weighted average. It is relatively straightforward and communication-efficient, making it a common starting point for federated-learning deployments. However, substantial differences among local datasets can cause instability or reduce global-model performance.

- **Federated Proximal Optimization (FedProx)**

  FedProx introduces a proximal regularization term into local optimization to limit excessive divergence from the current global model. This can improve training stability when participating devices have heterogeneous datasets or different amounts of local computation.

- **Control-Variate-Based Optimization (SCAFFOLD)**

  SCAFFOLD uses control variates to correct differences between local and global optimization directions. It is designed to reduce client drift and improve convergence under heterogeneous data distributions.

- **Personalized Federated Learning**

  Personalized approaches recognize that a single global model may not be optimal for every device. They combine shared model components with locally adapted parameters, allowing devices to benefit from collective learning while preserving sensitivity to their specific operating environments.

- **Clustered and Hierarchical Federated Learning**

  Devices with similar operating characteristics can be grouped into clusters, allowing them to participate in more specialized aggregation processes. Alternatively, local gateways can aggregate updates from nearby devices before contributing to a higher-level global model.

This is particularly useful in large-scale industrial and geographically distributed deployments, where a single aggregation process may not adequately represent all operational environments.

A key architectural principle is that **global generalization and local specialization function as complementary objectives**. The global model captures common patterns across the network, while personalized or cluster-specific components preserve knowledge associated with particular environments, device types, or operating conditions.

iv. Privacy-Preserving Federated Learning and Protection of Model Updates

One of the principal motivations for federated learning is to reduce the need to centralize sensitive raw data. However, keeping raw data on individual devices does not automatically guarantee privacy.

Model gradients and parameter updates can sometimes reveal information about the local training data. Under certain conditions, attackers may use gradient inversion, membership inference, or related techniques to infer characteristics of the observations used during training.

Therefore, federated IoT architectures incorporate appropriate privacy-enhancing mechanisms.

- **Secure Aggregation**

  Secure aggregation enables a coordinator to compute an aggregate of multiple participants' updates without directly inspecting each individual contribution in plaintext.

  Cryptographic protocols can use masking and related techniques so that individual updates remain protected while their combined contribution can be recovered by the authorized aggregation process.

  This is particularly valuable when model updates may contain information about sensitive industrial processes, building occupancy, personal activity, or environmental observations.

- **Differential Privacy**

Differential privacy provides a mathematical framework for limiting the influence of individual records on the released output of a computation.

In federated learning, noise may be added to gradients or aggregated updates to reduce the possibility of inferring information about individual training examples or participating clients.

However, differential privacy introduces a trade-off between privacy protection and model utility. Excessive noise can reduce model accuracy, weaken anomaly-detection sensitivity, or slow convergence. Privacy parameters and clipping mechanisms must therefore be selected according to the application and threat model.

- **Encryption and Protected Communication**

  Cryptographic mechanisms protect model updates while they are transmitted between

  devices and aggregation services. Transport encryption, authenticated communication, and appropriate key-management procedures help prevent unauthorized interception or modification.

  Homomorphic encryption may allow selected computations to be performed directly on encrypted data, although its computational and communication overhead can make it impractical for many resource-constrained IoT deployments.

- **Trusted Execution Environments**

  Trusted execution environments can provide isolated execution areas for sensitive aggregation or model-processing operations. Depending on the platform, they may protect selected operations and cryptographic material from some forms of compromise within the surrounding software environment.

  However, trusted execution environments do not eliminate all hardware attacks, side-channel risks, implementation vulnerabilities, or privacy leakage through model outputs.

These techniques address different aspects of the threat model and are not interchangeable. Encryption protects information in transit or during selected computations; secure aggregation limits visibility into individual updates; differential privacy limits information leakage from released results; and trusted execution environments provide hardware-supported isolation.

A robust federated architecture may combine several of these mechanisms according to the sensitivity of the data, computational constraints, and required level of assurance.

v. Communication-Efficient Learning and Network-Aware Federated Orchestration

Federated learning reduces the need to transmit raw sensor data, but it can still generate substantial communication traffic. Large neural networks may require the exchange of millions of parameters, and repeated training rounds can create significant network overhead.

This challenge becomes more pronounced in large-scale IoT deployments containing thousands or millions of intermittently connected devices.

Communication-efficient federated learning therefore requires coordination between AI optimization and network-management mechanisms.

Several strategies are particularly relevant:

- **Update compression:** Quantization, sparsification, and encoding techniques reduce the size of model updates.
- **Local computation between communication rounds:** Devices perform multiple local optimization steps before transmitting an update, reducing communication frequency.
- **Selective parameter exchange:** Only relevant model layers or parameters are transmitted when full-model updates are unnecessary.
- **Participant selection:** The coordinator selects devices according to data diversity, computational capability, connectivity, energy availability, and learning contribution.
- **Asynchronous aggregation:** Updates can be incorporated as they arrive rather than requiring every device to complete training simultaneously.
- **Hierarchical aggregation:** Nearby sensor nodes transmit updates to local gateways, which aggregate contributions before communicating with higher-level coordinators.
- **Connectivity-aware scheduling:** Training rounds are coordinated around network availability, communication cost, and device operating conditions.

Participant selection is particularly important in resource-constrained environments. A device with a low battery level, unstable connectivity, or limited processing capacity may be temporarily excluded from a training round without preventing the wider network from progressing.

However, participant selection that consistently excludes devices operating in less common environments may introduce representational bias into the learning process. Under such conditions, the global model may become biased toward well-connected, high-capacity, or

statistically dominant participants.

Federated orchestration must therefore balance communication efficiency with representational diversity. The goal is not simply to minimize the number of transmitted updates, but to obtain sufficient and appropriately diverse learning contributions to improve the shared model.

vi. Federated Learning Across Heterogeneous IoT Devices and Sensor Modalities

Large-scale AIoT deployments rarely consist of identical devices. A distributed network may contain smart cameras, acoustic sensors, vibration monitors, environmental nodes, wearable devices, radar systems, and industrial controllers.

These devices differ in:

- Processing architecture and computational capability.
- Memory capacity and energy availability.
- Sensor modalities and input representations.
- Sampling rates and data quality.
- Local data distributions and operating environments.
- Communication protocols and connectivity.
- Model architectures and application-specific objectives.

This heterogeneity creates additional challenges for federated learning.

For example, a vibration sensor and an environmental monitoring node may both contribute to predictive maintenance, but their raw measurements have different structures and statistical characteristics. A single neural architecture may not be appropriate for both modalities.

Several architectural approaches can support heterogeneous participation:

- **Shared representation learning**

  Different sensor modalities can use modality-specific feature extractors while contributing to a shared latent representation or higher-level predictive model. This allows the system to learn common relationships without requiring identical raw inputs.

- **Federated transfer learning**

Knowledge acquired from one group of devices can be transferred to another group through shared parameters, pretrained models, adapters, or other transferable representations. This is useful when some devices have limited local training data.

- **Personalized model components**

  A common global model can be combined with local output layers, adapters, or calibration parameters. This allows each device to retain specialized knowledge while benefiting from network-wide learning.

- **Cluster-based federation**

  Devices with similar hardware, sensor modalities, or operating environments can participate in separate federated-learning groups. Their aggregated models can subsequently contribute to a broader hierarchy of shared intelligence.

- **Knowledge distillation across heterogeneous devices**

  A larger or more capable model may act as a teacher, transferring learned knowledge to smaller student models suitable for resource-constrained devices. Depending on the architecture, this transfer can be coordinated through shared predictions, logits, representations, or other permitted information rather than requiring identical model parameters.

An important distinction is that conventional parameter averaging generally assumes compatible model architectures and parameter structures. When devices use fundamentally different neural architectures, direct parameter aggregation may not be possible. In such cases, federated distillation, shared representations, common model components, or task-specific aggregation mechanisms may be more appropriate.

vii. Continuous Learning, Concept Drift, and Distributed Model Evolution

Federated learning provides a foundation for continuous adaptation as the physical environments monitored by IoT networks change over time.

Industrial machinery ages, environmental conditions vary seasonally, occupancy patterns evolve, and operating procedures are modified. These changes can cause the statistical characteristics of incoming observations to differ from those represented in the original training data.

This phenomenon, commonly described as concept drift or distribution shift, can reduce model accuracy and reliability if deployed models are not periodically evaluated and updated.

Federated learning can help address this challenge by allowing participating devices to contribute new observations through local training cycles. Their updates can improve the shared model's ability to recognize changing patterns across the deployment.

For example, a predictive-maintenance network may initially learn normal vibration characteristics from newly installed machinery. As equipment ages, the vibration patterns may gradually change. Local devices can use newly collected measurements to refine their models, while aggregation allows relevant learning to be shared across compatible equipment groups.

However, continuous learning introduces an important risk: **the system must not automatically learn every new observation as normal behavior**. A device experiencing a developing mechanical fault could inadvertently incorporate abnormal patterns into its local training dataset. If these updates are aggregated without appropriate validation, the global model may gradually lose sensitivity to the very fault it is intended to detect.

A trustworthy federated-learning architecture incorporates:

- Data-quality screening before local training.
- Validation of newly observed operating conditions.
- Controlled separation of normal and anomalous observations.
- Model-performance monitoring across representative device groups.
- Version-controlled model distribution and rollback mechanisms.
- Evaluation for catastrophic forgetting and performance degradation.
- Human or expert review for high-impact model changes.
- Detection of malicious or anomalous model contributions.

Model updates undergo evaluation before deployment, particularly when they influence safety-critical perception, anomaly detection, or autonomous control functions.

In addition, the architecture distinguishes between **model adaptation** and **model authorization**. A model may improve through federated training, while deployment remains subject to validation, security review, and application-specific approval requirements.

viii. Federated Learning Security, Byzantine Resilience, and Model Integrity

Although federated learning reduces centralized data collection, it introduces a distributed attack surface. Participating devices may be compromised, malicious participants may submit

manipulated updates, and an attacker may attempt to influence the global model through poisoning or coordinated participation.

Relevant threats include:

- **Data poisoning:** Malicious or corrupted local training data influence the model update.
- **Model poisoning:** A participant deliberately submits manipulated gradients or parameter updates.
- **Backdoor attacks:** An attacker attempts to introduce behavior that causes the model to produce targeted incorrect outputs under specific conditions.
- **Sybil attacks:** An adversary creates or controls multiple apparent participants to influence aggregation.
- **Free-riding:** A participant submits updates without performing the expected local training.
- **Model-update inference:** An attacker attempts to extract sensitive information from individual updates.
- **Unauthorized model replacement:** An attacker attempts to distribute a modified or unapproved model to participating devices.

Several defensive mechanisms can improve the integrity of federated learning:

- **Participant authentication:** Verify device identity before accepting model contributions.
- **Update validation:** Check parameter dimensions, numerical ranges, update norms, and protocol compliance.
- **Robust aggregation:** Use techniques such as coordinate-wise median, trimmed mean, or other robust aggregation methods when appropriate to reduce the influence of outlier updates.
- **Anomaly monitoring:** Identify suspicious participant behavior and unusual update patterns.
- **Secure model distribution:** Authenticate model packages and verify their integrity before installation.
- **Audit and provenance tracking:** Maintain records of participant identities, training rounds, model versions, and aggregation decisions.

- **Controlled rollback:** Restore a previously validated model when an update produces unacceptable performance or security behavior.

Robust aggregation methods can reduce the influence of certain malicious or anomalous updates, but they do not guarantee protection against all poisoning attacks. Their effectiveness depends on assumptions about the number of compromised participants, data heterogeneity, model architecture, and attacker behavior.

Similarly, authenticated device identity does not guarantee that a device's training data are trustworthy. Identity verification, secure communication, update validation, and model evaluation must operate as complementary safeguards.

These requirements connect directly to subsection **B(e), Secure AI-Orchestrated Communication, Identity, and Policy Enforcement**, where the broader security architecture governing distributed AIoT interactions is examined.

ix. Architectural Design Patterns for Federated AIoT Deployment

The placement of federated-learning functions depends on the scale of the deployment, device capabilities, network topology, and privacy requirements.

Three architectural patterns are particularly relevant.

- **Centralized Federated Coordination**

  In a centralized coordination model, distributed IoT devices communicate with a central federated server, which manages training rounds and aggregates model updates.

  This approach simplifies global model management and provides a consistent coordination point. It is suitable for deployments with reliable connectivity and a manageable number of participating devices.

  However, it can create a coordination bottleneck and introduce dependence on the availability of the central aggregation service.

- **Hierarchical Edge Federated Learning**

  In a hierarchical architecture, sensor nodes communicate with nearby edge gateways.

  Each gateway aggregates local updates and forwards a consolidated contribution to a higher-level coordinator.

  This approach reduces long-distance communication, supports regional or operational specialization, and distributes aggregation workloads.

For example, a manufacturing facility may contain several production lines, each with a local edge gateway responsible for coordinating vibration, acoustic, and temperature-monitoring nodes. The gateways can aggregate updates locally before contributing to a facility-wide or enterprise-wide model.

- **Decentralized or Peer-Assisted Federated Learning**

  In decentralized arrangements, participants or edge clusters exchange learning information through peer-to-peer or other distributed coordination mechanisms without relying exclusively on a single central aggregator.

  This can improve resilience and reduce dependence on a central coordination point. However, it introduces additional challenges involving synchronization, consistency, participant discovery, trust establishment, and communication overhead.

  The choice among these patterns is based on operational requirements rather than assuming that one architecture is universally superior.

Figure 9.1-B3-1 illustrated how the Federated Averaging (FedAvg) algorithm aggregates local model updates into a shared global model, enabling distributed devices to learn collaboratively without exchanging raw data. While this aggregation process represents the computational core of federated learning, practical federated AI systems involve a much broader lifecycle encompassing data preparation, local training, secure communication, model validation, redistribution, continuous adaptation, and governance. Successfully deploying federated learning within AI-driven IoT environments therefore requires careful coordination of multiple architectural processes, each with distinct responsibilities and design constraints. Table 9.1-B4 expands the discussion beyond the aggregation stage and presents the complete federated learning lifecycle, highlighting the functions, responsibilities, and engineering considerations associated with each stage of distributed model development and deployment.

Federated learning is often introduced as a privacy-preserving machine-learning paradigm in which distributed devices collaboratively train a shared model without transferring locally collected data. Although this description captures the fundamental concept, it represents only a portion of the operational complexity involved in real-world deployments. A production-scale federated learning system must support model initialization, local data management, training coordination, secure update exchange, global model aggregation, validation, redistribution, continuous adaptation, and governance oversight.

Each stage of this lifecycle contributes to the overall effectiveness, security, scalability, and trustworthiness of the learning process. Failures or weaknesses at any stage can affect model

quality, degrade system performance, introduce security vulnerabilities, or compromise the reliability of autonomous decision-making. As a result, federated learning is best understood not as a single algorithm but as a comprehensive architectural framework that coordinates distributed learning activities across large populations of participating devices.

Table 9.1-B4 provides a structured overview of this framework by organizing the federated learning process into ten interrelated stages. Together, these stages illustrate how local intelligence is transformed into continuously evolving collective intelligence while maintaining privacy, robustness, and operational accountability.

Table 9.1-B4 – Federated AI Learning Stages, Architectural Responsibilities, and Design Considerations

Federated Learning Stage	Principal AI/Computational Function	Architectural Responsibility	Key Design Considerations
1. Global model initialization	Establish initial model parameters and architecture.	Coordinator distributes the initial model to eligible participants.	Model compatibility, device capability, model size, version control.
2. Local data preparation	Filter, normalize, label, and organize locally retained observations.	IoT node or edge gateway prepares its local training dataset.	Data quality, privacy, representativeness, sensor reliability.
3. Local model training	Optimize model parameters using local observations.	Participating device performs local training or fine-tuning.	Compute capacity, memory, energy, training time, non-IID data.
4. Update generation	Calculate gradients, parameter deltas, or other learning contributions.	Local participant generates an update for aggregation.	Update size, numerical stability, compression, model compatibility.
5. Secure update exchange	Protect learning contributions during transmission and aggregation.	Communication infrastructure authenticates participants and protects updates.	Encryption, secure aggregation, differential privacy, key management.

6. Global aggregation	Combine contributions into a revised shared model.	Federated coordinator applies an aggregation algorithm.	FedAvg, FedProx, SCAFFOLD, participant weighting, robustness.
7. Model validation	Evaluate model quality, generalization, and operational suitability.	Coordinator or designated validation service assesses the updated model.	Accuracy, false positives, false negatives, drift, poisoning, safety constraints.
8. Model redistribution	Deliver the approved global or personalized model to participants.	Coordinator and edge gateways distribute authorized model versions.	Authentication, integrity verification, compatibility, rollback.
9. Continuous adaptation	Repeat learning as new observations and operating conditions emerge.	Distributed participants and coordinators manage subsequent training rounds.	Concept drift, energy-aware scheduling, participant diversity, catastrophic forgetting.
10. Governance and audit	Maintain accountability for learning and model deployment.	Security and policy services monitor identities, permissions, updates, and decisions.	Provenance, access control, audit records, model approval, regulatory requirements.

The table illustrates that federated learning is not simply a model-averaging algorithm. It is a distributed lifecycle involving local computation, communication, aggregation, validation, deployment, and governance. Its effectiveness depends on the coordination of all these functions.

Table 9.1-B4 presents federated learning as a complete architectural lifecycle rather than a standalone model-training technique. The framework begins with the establishment of an initial model and concludes with governance, auditing, and continuous adaptation, reflecting the reality that distributed learning systems operate as ongoing processes rather than isolated training events. The table demonstrates how technical, operational, and governance functions interact to support trustworthy collaborative learning across distributed IoT environments.

A notable feature of the framework is its progression from model preparation and local learning toward aggregation, validation, deployment, and long-term lifecycle management. This progression mirrors the way distributed intelligence is continuously generated, refined, and maintained throughout the operation of a federated AI ecosystem.

Model Foundation: Initialization and Data Preparation

The first two stages establish the foundation upon which collaborative learning is built. Global model initialization defines the initial architecture, parameter structure, and participation framework that will guide subsequent learning activities. Local data preparation then ensures that each participating node organizes, filters, labels, and validates its locally retained observations before training begins.

These foundational stages are particularly important because the quality of local data directly influences the quality of the resulting global model. Federated learning preserves data locality, but preserving data locality does not automatically guarantee data quality. Consequently, data preparation remains a critical responsibility of participating devices and edge infrastructure.

Learning Foundation: Local Training and Update Generation

The third and fourth stages represent the core learning process. During local training, each participating device optimizes model parameters using its own observations and environmental experiences. The resulting updates capture knowledge derived from local operating conditions and are subsequently transformed into parameter updates suitable for aggregation.

This phase highlights one of the defining characteristics of federated learning: knowledge is acquired locally but contributes to collective intelligence globally. Each device functions as an independent learning agent while simultaneously participating in a larger collaborative ecosystem.

Security Foundation: Secure Update Exchange

The fifth stage recognizes that collaborative learning requires secure communication among distributed participants. As model updates move through the system, mechanisms such as encryption, secure aggregation, authentication, and differential privacy protect learning contributions from interception, manipulation, and unauthorized access.

This stage is particularly significant in industrial IoT environments where federated learning often operates across heterogeneous devices, organizational boundaries, and potentially hostile communication environments.

Integration Foundation: Global Aggregation

The sixth stage combines local learning contributions into a unified global model. Algorithms such as FedAvg, FedProx, SCAFFOLD, and related aggregation methods synthesize the experiences of distributed devices into a shared representation capable of benefiting the entire network.

This stage represents the point at which individual learning experiences become collective intelligence. The aggregation process transforms geographically dispersed observations into a common model that reflects knowledge accumulated across the entire sensing ecosystem.

Assurance Foundation: Validation and Redistribution

The seventh and eighth stages focus on quality assurance and model deployment. Validation evaluates model performance, robustness, safety, and generalization capability before deployment decisions are made. Redistribution then propagates approved model versions back to participating devices.

These stages ensure that learning remains beneficial and operationally safe. Without validation, model improvements could be offset by degradation caused by concept drift, data imbalance, adversarial updates, or unexpected environmental changes.

Adaptation Foundation: Continuous Learning

The ninth stage recognizes that federated learning is fundamentally an ongoing process. New observations, changing environmental conditions, evolving operational requirements, and emerging system behaviors continuously generate opportunities for additional learning.

Through successive training rounds, devices continually contribute new knowledge to the collaborative learning ecosystem. This capability allows federated systems to adapt over time without requiring complete retraining from scratch.

Governance Foundation: Accountability and Trust

The final stage addresses governance, oversight, and accountability. As federated AI systems increasingly influence operational decision-making, maintaining trust becomes essential. Governance mechanisms monitor identities, permissions, updates, model provenance, approval workflows, security compliance, and auditability.

This stage highlights an important principle of distributed AI systems: successful learning requires not only technical effectiveness but also organizational accountability and operational transparency.

A Layered Architecture for Collaborative Intelligence

Viewed collectively, the ten stages presented in Table 9.1-B2 illustrate that federated learning is far more than a privacy-preserving alternative to centralized machine learning. The framework encompasses the entire lifecycle through which distributed knowledge is acquired, protected, integrated, validated, deployed, and continuously improved.

The stages can also be viewed as five broader functional layers:

- **Foundation Layer:** Model initialization and data preparation.
- **Learning Layer:** Local training and update generation.
- **Security Layer:** Secure update exchange and protection mechanisms.
- **Integration Layer:** Aggregation, validation, and redistribution.
- **Governance Layer:** Continuous adaptation, auditing, and accountability.

This layered perspective demonstrates how federated learning transforms independent IoT devices into participants within a coordinated learning ecosystem. Through the interaction of these architectural stages, distributed sensing networks become capable of generating collective intelligence while preserving privacy, maintaining security, and supporting continuous adaptation across large-scale AI-driven environments.

Table 9.1-B4 examined federated learning as a complete operational lifecycle, highlighting the stages, responsibilities, and design considerations that govern distributed model development across AI-enabled IoT environments. While the table provides a structured view of the federated learning process, understanding how these stages interact within a real deployment requires examining the flow of models, updates, and security mechanisms across participating devices. In practice, federated learning functions as a collaborative ecosystem in which individual IoT nodes perform local training, contribute protected model updates, and collectively improve a shared intelligence model through coordinated aggregation. Figure 9.1-B4 visualizes this ecosystem by illustrating how industrial, building, and environmental IoT nodes participate in a secure federated learning architecture, demonstrating the relationships among local learning, protected update exchange, model aggregation, and global model redistribution.

One of the central challenges in distributed artificial intelligence is balancing collaborative learning with privacy preservation. Traditional machine-learning architectures often require data from multiple locations to be collected and centralized before training can occur. While this approach can improve model quality, it raises concerns regarding bandwidth consumption, privacy protection, data ownership, regulatory compliance, and operational security.

Federated learning addresses these challenges by distributing the learning process itself. Each participating IoT device trains locally using its own observations and transmits only learned model parameters or parameter updates rather than raw sensor data. A federated coordinator then combines these contributions into an updated global model that can be redistributed throughout the network. Figure 9.1-B4 illustrates this collaborative learning architecture and

demonstrates how distributed devices contribute to the formation of network-wide intelligence while retaining local control of their underlying data.

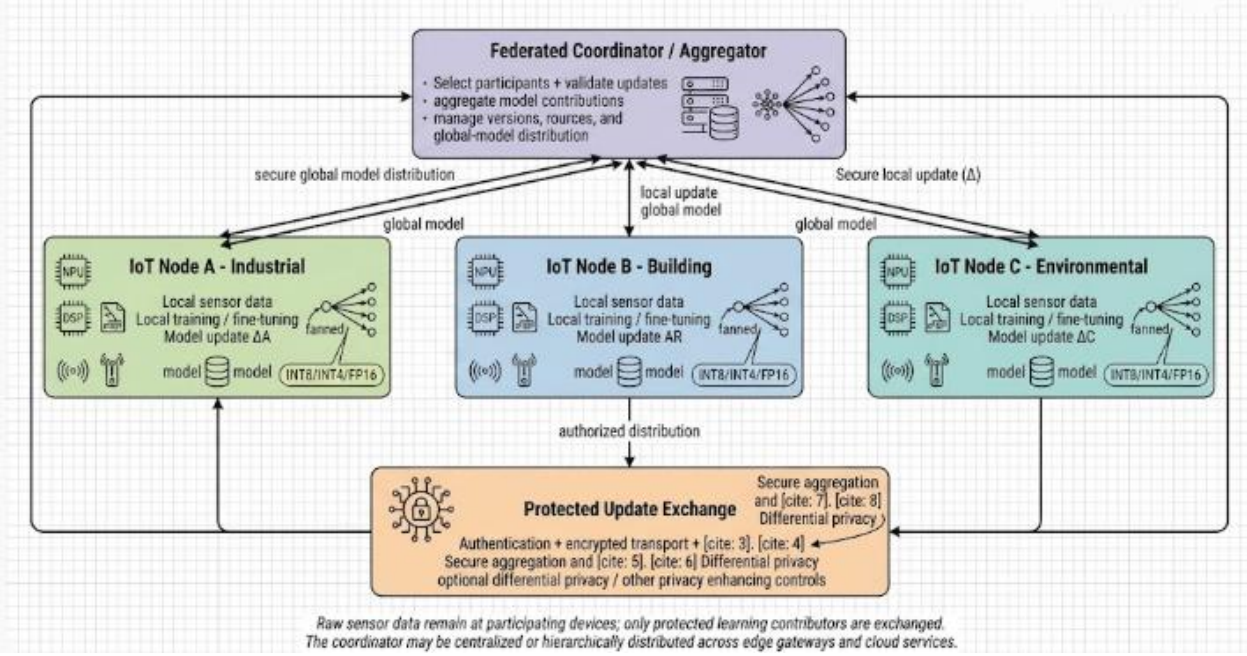

Figure 9.1-B4 – Federated AI Learning Across Distributed IoT Devices

Participating IoT nodes independently train AI models using locally retained sensor observations and transmit protected model updates to a federated coordinator or aggregation server. The coordinator validates, aggregates, and redistributes an improved global model to participating devices. Through secure update exchange and iterative aggregation, the network collectively improves model performance while preserving data privacy, reducing communication overhead, and supporting continuous adaptation across diverse operational environments.

Legend

Federated Coordinator / Aggregator

The upper layer of the figure represents the federated learning coordinator responsible for managing collaborative model development across participating devices.

Primary Responsibilities:

- *Selecting participants*
- *Validating received updates*
- *Aggregating local model contributions*
- *Managing model versions*

- *Coordinating global model distribution*

AI Framing: *Collective intelligence coordination.*

IoT Node A – Industrial Environment

Represents an industrial device participating in federated learning using locally collected operational observations.

Functions:

- *Local data retention*
- *Model training or fine-tuning*
- *Generation of parameter updates (ΔA\Delta AΔA)*

Examples:

- *Manufacturing equipment*
- *Predictive maintenance systems*
- *Industrial monitoring platforms*

AI Framing: *Industrial knowledge acquisition.*

IoT Node B – Building Environment

Represents smart-building devices that contribute locally learned knowledge derived from occupancy, environmental, and operational observations.

Functions:

- *Local sensing*
- *Edge inference*
- *Local model adaptation*

AI Framing: *Infrastructure intelligence.*

IoT Node C – Environmental Environment

Represents distributed environmental sensing platforms.

Functions:

- *Ecological monitoring*

- *Climate sensing*
- *Environmental anomaly detection*
- *Local model improvement*

AI Framing: *Environmental intelligence generation.*

Local Training and Fine-Tuning

Each participating node trains the current global model using local data unavailable to other participants.

Outputs include:

$$\Delta A, \Delta B, \Delta C$$

which represent locally learned parameter updates.

AI Framing: *Distributed knowledge generation.*

Protected Update Exchange

This layer represents the privacy-preserving communication process used to protect model contributions.

Security Mechanisms:

- *Authentication*
- *Encryption*
- *Secure aggregation*
- *Differential privacy*
- *Privacy-enhancing technologies*

AI Framing: *Trust-preserving model collaboration.*

Global Model Distribution

The coordinator redistributes the updated global model to participating devices after aggregation.

Primary Objectives:

- *Knowledge sharing*

- *Continuous model improvement*
- *Network-wide adaptation*

AI Framing: *Collective knowledge dissemination.*

Model Formats

The figure highlights lightweight deployment formats such as:

- *INT8*
- *INT4*
- *FP16*

These optimizations support efficient execution on resource-constrained IoT hardware.

The figure illustrates a representative federated-learning architecture involving heterogeneous IoT participants and a federated coordinator. Each device retains its local sensor data and performs local model training or fine-tuning. Model updates are exchanged through protected communication mechanisms and aggregated by the coordinator. The revised global model is subsequently redistributed to participating devices, enabling the network to improve collectively without routinely centralizing raw sensor observations.

The coordinator may operate as a centralized cloud service or as part of a hierarchical edge-cloud architecture. Authentication, encryption, secure aggregation, and other privacy-enhancing mechanisms provide cross-cutting protection for model-update exchange and model distribution.

Understanding Federated Learning as a Distributed Cognitive Ecosystem

Figure 9.1-B4 presents federated learning as a distributed cognitive ecosystem in which intelligence emerges through collaboration among geographically dispersed and operationally diverse IoT devices. Rather than concentrating data within a centralized repository, the architecture distributes learning across participating nodes and aggregates only the knowledge acquired through local training. The figure illustrates how collective intelligence can be achieved without sacrificing privacy, autonomy, or operational efficiency.

The architecture highlights a defining principle of modern AIoT systems: learning becomes a network-wide activity while data remains local.

Local Learning as the Foundation of Collective Intelligence

At the device level, each IoT node functions as an independent learning agent. Industrial

systems, smart-building sensors, and environmental monitoring devices each encounter unique operating conditions and therefore generate distinct forms of knowledge. Local training enables devices to adapt models using observations specific to their environments while preserving ownership of locally generated data.

This distributed learning capability is particularly valuable because real-world environmental conditions are rarely identical across all locations. Knowledge acquired by one node may complement information collected elsewhere, creating opportunities for collaborative improvement.

Protected Knowledge Exchange

The figure emphasizes that federated learning shares model knowledge rather than operational observations. The protected update exchange layer allows participants to contribute learning outcomes while preserving data privacy and reducing security risks.

This architectural distinction is particularly important in industrial IoT environments where sensitive operational information, proprietary process data, or regulated datasets cannot be centralized. By exchanging model updates instead of raw observations, the framework balances collaboration with confidentiality.

Aggregation as Knowledge Synthesis

The federated coordinator functions as the cognitive integration mechanism of the architecture. Local model updates generated by participating devices are validated, combined, and transformed into an improved global model.

Conceptually, this process resembles distributed knowledge synthesis. Individual devices learn from local experience, while aggregation produces a shared intelligence model that reflects the collective experiences of the broader network. Over time, this process allows the global model to become increasingly robust and generalizable.

Continuous Adaptation Across Diverse Environments

An important feature of the architecture is its ability to support continuous learning. Once the updated global model is redistributed, participating devices begin another cycle of local adaptation. Each training round incorporates new environmental observations, allowing the model to evolve alongside changing operational conditions.

This cyclical process transforms the network into a continuously learning ecosystem capable of adapting to emerging patterns, shifting environmental conditions, changing equipment behavior, and evolving user requirements.

Privacy, Scalability, and Trust

The protected update exchange layer also highlights the broader operational benefits of federated learning. Because raw sensor data remains localized, bandwidth requirements are reduced, privacy risks are minimized, and regulatory compliance becomes easier to achieve. Simultaneously, secure aggregation, encryption mechanisms, and authentication controls enhance trust within the collaborative learning process.

These features make federated learning particularly attractive for large-scale AIoT deployments where both scalability and privacy must be maintained.

From Local Knowledge to Collective Intelligence

Viewed as a whole, Figure 9.1-B4 illustrates the transition from isolated learning to collaborative intelligence. Industrial systems, building-management platforms, environmental monitoring nodes, and other edge devices contribute locally acquired knowledge to a shared learning process without surrendering control of their underlying data. Through iterative cycles of local training, protected knowledge exchange, aggregation, and redistribution, intelligence emerges as a property of the entire network rather than any single participant.

The figure therefore captures one of the most significant architectural innovations in AI-driven IoT systems: the ability to create continuously evolving, privacy-preserving, and globally adaptive intelligence through the coordinated collaboration of many distributed devices.

x. Integration with the Broader Distributed AIoT Architecture

Federated learning occupies a distinct position within the broader AI-driven IoT and distributed sensing architecture. It builds upon the capabilities developed in the preceding discussions:

- **AI-enhanced intelligent sensor nodes:** Establish localized perception and on-device preprocessing, producing structured information from raw sensor observations.
- **AI-driven event detection and adaptive sampling:** Determine which observations are important and when additional sensing resources are allocated.
- **Edge-level AI anomaly detection and autonomous local alerting:** Recognize abnormal behavior and initiate appropriate local monitoring or response mechanisms.
- **Federated AI learning:** Enable distributed devices to improve shared or personalized models through coordinated local training and model-update aggregation.

- **Secure AI-orchestrated communication, identity, and policy enforcement:** Establish the trust, security, and governance mechanisms required for devices and AI services to exchange information and execute authorized operations.

This progression represents a transition from individual intelligent sensing capabilities toward collaborative, continuously evolving network intelligence.

Importantly, federated learning complements rather than replaces centralized cloud training. Cloud platforms may still provide initial model development, large-scale experimentation, benchmarking, and computationally intensive retraining. Federated learning extends this process by incorporating knowledge from distributed operational environments while reducing the need to centralize raw data.

A hybrid approach can therefore combine centralized pretraining, local federated adaptation, hierarchical aggregation, and controlled model redistribution. This is particularly valuable in large-scale Physical AI deployments, where intelligence must operate across geographically distributed devices while responding to local environmental and operational conditions.

Transition to Secure AI-Orchestrated Communication, Identity, and Policy Enforcement

Federated learning enables distributed IoT devices to contribute to shared intelligence, but collaborative learning also increases the importance of trust and governance across the network. Sensor nodes, edge gateways, aggregation services, and cloud platforms must exchange model updates, distribute model versions, communicate anomaly reports, and coordinate learning policies. Each interaction introduces potential security, privacy, and operational risks.

Consequently, distributed intelligence requires more than secure data transmission. The architecture must establish verifiable device identities, authenticate participating services, protect model-update exchanges, validate software and model integrity, and enforce policies governing which devices may communicate, contribute to training, access information, or initiate operational actions.

This leads to **secure AI-orchestrated communication, identity, and policy enforcement**, the next architectural layer of distributed AIoT systems. It establishes the mechanisms through which collaborative intelligence remains authenticated, controlled, auditable, and resilient as the network expands from individual intelligent sensor nodes into a large-scale distributed ecosystem.

e. Secure AI-Orchestrated Communication, Identity, and Policy Enforcement in Industrial IoT

Secure AI-orchestrated communication, identity, and policy enforcement form the governance and trust foundation of distributed intelligence in industrial Internet of Things (IIoT) environments. As IoT networks evolve from collections of connected sensing devices into intelligent, federated, and increasingly autonomous systems, their communication infrastructure must provide more than conventional data transmission. It must establish trustworthy device identities, authenticate interactions, protect information exchanges, detect suspicious behavior, and enforce operational policies across distributed devices, edge gateways, industrial controllers, and cloud platforms.

In industrial environments, these capabilities are particularly important because IoT devices may monitor production processes, coordinate robotic systems, manage infrastructure, collect sensitive operational information, and participate in safety-related control functions. A compromised sensor, unauthorized controller, manipulated model update, or malicious communication channel can affect not only data confidentiality but also system availability, operational integrity, and physical safety. Consequently, security and governance cannot be treated as external additions to the AI architecture. They must be integrated into the design and operation of the distributed intelligence infrastructure.

From an explicit AI perspective, secure orchestration introduces an intelligent security and governance layer that continuously evaluates the behavior, context, and operational legitimacy of interactions across the network. AI models can analyze communication patterns, identify deviations from established device behavior, detect potentially compromised nodes, and support adaptive threat assessment. Policy engines can combine these AI-generated assessments with deterministic rules, cryptographic identity verification, access-control policies, and application-specific safety constraints.

This creates a distributed security architecture in which intelligence supports the identification and assessment of threats, while formally defined security policies determine which actions are permitted. The distinction is essential: **AI can recommend or initiate a security response, but authorization and enforcement must remain governed by explicit, verifiable policies.**

The architecture can be organized around five complementary capabilities:

- Cryptographic device identity and continuous trust assessment.
- AI-driven communication monitoring and threat detection.
- Context-aware secure communication and adaptive network protection.

- Distributed policy enforcement and access governance.
- Hardware-rooted security, model integrity, and resilient operation.

i. Cryptographic Device Identity and Continuous Trust Assessment

Industrial IoT networks may contain thousands of devices manufactured by different vendors, deployed across multiple facilities, and connected through heterogeneous communication technologies. Establishing the identity and trustworthiness of these devices is therefore a fundamental requirement.

Traditional identity mechanisms commonly rely on digital certificates, cryptographic keys, hardware identifiers, and authentication protocols. These mechanisms establish whether a device possesses credentials associated with an authorized identity. However, successful authentication does not necessarily establish that the device remains uncompromised or is behaving correctly.

For example, an industrial sensor may authenticate successfully using a valid certificate but subsequently exhibit unusual communication behavior because its firmware has been compromised. Similarly, a legitimate gateway may begin transmitting unexpected quantities of data after an unauthorized configuration change.

To address this limitation, AI can complement cryptographic authentication with continuous behavioral and contextual trust assessment.

(a). Hardware-Rooted Device Identity

Device identity begins with a trustworthy mechanism for establishing and protecting device credentials. Relevant technologies include:

- **Public Key Infrastructure (PKI):** Digital certificates and public-key cryptography establish verifiable identities for devices, gateways, and services.
- **Hardware Security Modules (HSMs):** Dedicated security hardware protects cryptographic keys and performs sensitive cryptographic operations.
- **Trusted Platform Modules (TPMs):** Hardware-based security components can protect credentials and support platform-integrity measurements.
- **Secure Elements:** Dedicated hardware components provide protected storage and cryptographic functionality for constrained devices.
- **Device Attestation:** A device provides evidence about its hardware, firmware, boot state, or software configuration so that a verifier can assess whether it satisfies

established integrity requirements.

These mechanisms establish the cryptographic and hardware foundation for device trust. AI-based behavioral analysis operates above this foundation rather than replacing it.

(b). AI-Based Behavioral Identity and Trust Assessment

Once a device has been authenticated, AI models can establish and monitor its normal operational behavior.

For example, an industrial vibration sensor may normally transmit measurements at regular intervals to a nearby gateway. A sudden change in message frequency, destination, data volume, or protocol usage may indicate a configuration error, compromised firmware, or unauthorized activity.

Lightweight AI models can analyze several behavioral characteristics:

- Communication frequency and timing.
- Message size and transmission patterns.
- Destination addresses and communication relationships.
- Protocol usage and command sequences.
- Device resource utilization and processing behavior.
- Historical access patterns and operational context.
- Changes in device configuration or software state.

Possible AI techniques include statistical anomaly detection, clustering, isolation forests, lightweight neural networks, and sequence-based behavioral models.

The resulting assessment can contribute to a dynamic trust score or risk classification. However, such a score functions as supporting evidence rather than a replacement for cryptographic authentication.

A device with a valid identity but suspicious behavior may be assigned a higher risk classification and subjected to additional verification, restricted permissions, or increased monitoring.

(c). Zero-Trust Device Access

A zero-trust security architecture assumes that no device or communication session is trusted solely because it is connected to an internal industrial network.

Access decisions consider identity, authorization, device integrity, resource sensitivity, and contextual conditions. Relevant principles include:

- Authenticate devices and services before granting access.
- Apply least-privilege permissions.
- Continuously evaluate access conditions.
- Restrict communication to explicitly authorized relationships.
- Revalidate trust when relevant security conditions change.
- Record and audit access decisions.

AI can strengthen zero-trust architectures by identifying suspicious behavior and prioritizing additional verification. However, access permissions are enforced through explicit policy rules and reliable identity mechanisms.

ii. AI-Driven Communication Monitoring and Threat Detection

Conventional network security mechanisms commonly rely on predefined signatures, known attack patterns, protocol rules, and access-control lists. These mechanisms remain essential, but they may be insufficient when industrial networks contain highly heterogeneous devices and experience evolving operational conditions.

AI-driven communication monitoring extends traditional security mechanisms by learning patterns associated with normal network behavior and identifying deviations that may indicate emerging threats.

(a). Network Traffic and Protocol Anomaly Detection

AI models can analyze communication metadata and, where authorized, selected protocol-level information to identify suspicious activity.

Potential indicators include:

- Unusual increases in communication volume.
- Unexpected message timing or transmission frequency.
- Unauthorized communication between previously isolated devices.
- Repeated authentication failures.
- Unexpected command sequences.

- Unusual protocol transitions.
- Abnormal connections to external destinations.
- Unexpected changes in device-to-gateway communication patterns.

Lightweight classifiers, autoencoders, clustering algorithms, and sequence-learning models can operate at edge gateways or industrial security monitoring nodes.

For example, an industrial controller may normally exchange a predictable set of messages with a production-line gateway. If the controller suddenly begins communicating with an unfamiliar external endpoint, an AI monitoring system may flag the behavior for further investigation.

Importantly, an unusual communication pattern does not automatically indicate a cyberattack. Legitimate maintenance, software updates, production changes, and emergency operating conditions can also produce deviations. AI-generated alerts therefore require interpretation within their operational context.

(b). Detection of Spoofing, Cloned Identities, and Unauthorized Devices

AI-based behavioral monitoring can complement cryptographic identity verification by detecting inconsistencies between an authenticated device's expected behavior and its observed activity.

Examples include:

- A device identifier appearing simultaneously at geographically or operationally incompatible locations.
- Two devices presenting similar identifiers but exhibiting different communication characteristics.
- A legitimate device generating unexpected command sequences.
- A newly connected device attempting to communicate with restricted industrial assets.
- A previously inactive device suddenly initiating high-volume communication.

These observations can help identify potential spoofing, cloned identities, or unauthorized device connections.

Nevertheless, behavioral similarity alone cannot establish whether two devices possess the same identity. Cryptographic authentication, certificate validation, and device attestation remain necessary for reliable identity verification.

(c) . Detection of Coordinated and Distributed Attacks

Industrial IoT attacks may involve multiple compromised devices rather than a single isolated node.

For example, several compromised sensors may generate coordinated traffic, manipulate telemetry, or distribute misleading information to influence an industrial monitoring system.

Distributed AI monitoring can correlate observations from multiple gateways and security monitoring nodes to identify patterns that may not be visible from a single device.

Potential techniques include:

- Distributed anomaly correlation.
- Graph-based network behavior analysis.
- Temporal sequence modeling.
- Cross-device event correlation.
- Federated threat intelligence.
- Risk-based alert prioritization.

This enables the network to identify potentially coordinated behavior and distinguish isolated operational anomalies from broader security incidents.

However, distributed monitoring must account for incomplete observations, delayed communication, inconsistent timestamps, and false correlations. Centralized or hierarchical security services may still be required for cross-facility threat analysis.

iii. Context-Aware Secure Communication and Adaptive Network Protection

Industrial IoT systems exchange information through wired and wireless technologies, including Ethernet, industrial Ethernet, Wi-Fi, cellular networks, and low-power wireless protocols. These communication channels differ in bandwidth, latency, reliability, energy consumption, and security capabilities.

A secure communication architecture must protect information while accommodating these operational constraints.

AI can support this process by evaluating communication context, prioritizing security monitoring, and recommending appropriate network responses.

(a). Risk-Aware Communication Management

Communication policies can consider several contextual variables:

- Device identity and authorization status.
- Communication destination and purpose.
- Data sensitivity and operational importance.
- Network conditions and connection reliability.
- Current threat indicators.
- Application latency requirements.
- Device energy and computational constraints.

For example, a routine environmental measurement may be transmitted through an established authenticated channel, while a security-critical alarm may receive higher transmission priority and additional integrity verification.

However, security requirements are not relaxed solely to reduce communication overhead. Encryption, authentication, and integrity protections remain governed by the applicable security policy and threat model.

AI optimizes permitted communication behavior within these constraints rather than independently determining whether essential security protections are required.

(b). Adaptive Network Segmentation and Isolation

Network segmentation limits the extent to which a compromised device can affect other parts of an industrial environment.

Industrial networks may be divided into zones according to operational function, sensitivity, and trust level. For example:

- Sensor and data-acquisition networks.
- Industrial control and automation networks.
- Edge computing and analytics networks.
- Enterprise information systems.
- External cloud and remote-management environments.

AI-based monitoring can identify unusual communication relationships and recommend changes to segmentation or access policies.

If a sensor node exhibits suspicious behavior, the security architecture may restrict its

communication to an authorized monitoring gateway while preserving essential diagnostic or safety-related functions.

Such isolation requires careful design. Abruptly disconnecting a device that participates in a safety-related process may create additional operational risks. Consequently, isolation policies distinguish among ordinary monitoring devices, control devices, and safety-related components.

(c). Secure Communication Under Intermittent Connectivity

Industrial IoT deployments may operate in environments where communication links are unreliable or temporarily unavailable.

A robust architecture therefore support:

- Local authentication and authorization where feasible.
- Secure message buffering and delayed transmission.
- Message integrity verification after reconnection.
- Replay protection through timestamps, sequence numbers, or nonces.
- Local security monitoring during network interruptions.
- Controlled synchronization of security events.
- Explicit expiration and revocation handling for credentials and permissions.

AI models operating at the edge can continue monitoring local communication behavior even when cloud connectivity is unavailable.

However, previously cached permissions and credentials remain governed by expiration, revocation, and offline-operation policies. Local autonomy does not constitute an uncontrolled bypass of centralized security governance.

iv. Distributed Policy Enforcement and Access Governance

Policy enforcement determines what each device, application, gateway, and AI service is permitted to do.

In distributed industrial systems, policies must govern not only access to information but also

the use of computational resources, model updates, communication channels, and physical control interfaces.

For example, a vibration sensor may be authorized to transmit measurements to a predictive-maintenance gateway but not to issue commands to a robotic controller. A federated-learning participant may be permitted to submit model updates but not to distribute an unapproved global model.

AI can assist policy evaluation by interpreting operational context and identifying circumstances requiring additional restrictions. However, the final authorization process remains anchored in explicit and auditable policies.

(a). Distributed Policy Decision and Enforcement

A practical architecture separates policy evaluation from policy enforcement.

The **Policy Decision Point (PDP)** evaluates access requests against applicable identity, authorization, context, and security rules.

The **Policy Enforcement Point (PEP)** applies the resulting decision by allowing, denying, restricting, or monitoring the requested action.

In an industrial IoT architecture:

- An edge gateway may host policy-decision services for a local device group.
- An industrial controller may enforce restrictions on permitted control commands.
- A security service may evaluate access requests involving sensitive telemetry.
- A cloud governance service may distribute enterprise-wide policies.
- Local enforcement components may continue applying cached, authorized policies during temporary disconnection.

AI-based risk assessment can provide contextual information to the PDP. The PEP then applies the explicit authorization decision.

This separation helps prevent an AI model from becoming an unrestricted authority over security-sensitive operations.

(b). Context-Aware Access Control

Traditional role-based access control (RBAC) assigns permissions according to defined roles. Attribute-based access control (ABAC) evaluates attributes associated with the subject,

resource, action, and operating environment.

In industrial IoT, ABAC can consider:

- Device identity and organizational ownership.
- Operational role and assigned function.
- Resource sensitivity.
- Location or network zone.
- Time and maintenance status.
- Current security posture.
- Requested operation and its potential impact.

For example, a maintenance technician's authorized service device may receive temporary access to a particular industrial controller during an approved maintenance window. The same device may be denied access to that controller outside the authorized period.

AI can support risk evaluation by analyzing contextual information and detecting unusual access patterns. The policy engine nevertheless enforces permissions using explicit rules, approved attributes, and auditable authorization decisions.

(c). Policy Enforcement for Federated AI Learning

Because federated learning enables devices to exchange model updates, the policy architecture must govern the learning lifecycle as well as ordinary device communication.

Relevant policies include:

- Which devices may participate in federated training.
- Which datasets or model components may be used locally.
- Which model updates may be transmitted.
- Which aggregation services may receive updates.
- Which privacy mechanisms are required.
- Which model versions may be distributed.
- Which devices may install or execute updated models.
- Which model changes require validation or human approval.

For example, a manufacturing sensor may be authorized to contribute updates to a predictive-maintenance model but prohibited from sharing information with an unrelated building-occupancy model.

Similarly, a device may be allowed to download a global model but not install it until its signature, version, compatibility, and deployment authorization have been verified.

This establishes a direct architectural connection between Secure AI-Orchestrated Communication, Identity, and Policy Enforcement in Industrial IoT and the preceding discussions on Federated AI Learning Across Distributed IoT Devices.

(d). Safety-Constrained Policy Enforcement

Security authorization and physical safety authorization are related but distinct responsibilities.

A communication request may be cryptographically authenticated and authorized while still being unsafe in the current physical operating context.

For example, a legitimate industrial controller may issue a motion command that violates a machine's permitted operating envelope because of incorrect sensor information or an erroneous AI-generated decision.

Therefore, policy enforcement incorporates independently defined safety constraints.

Relevant mechanisms include:

- Verified operating limits.
- Command validation and range checking.
- Safety interlocks.
- Deterministic control constraints.
- Independent safety controllers.
- Emergency-stop mechanisms.
- Safe-state transition procedures.

AI may help identify potentially unsafe commands or unusual operational conditions, but safety-critical restrictions remain independent of probabilistic AI decisions.

v. Hardware-Rooted Security, Model Integrity, and Resilient Operation

AI-orchestrated security depends on the integrity of the hardware, firmware, software, models,

and communication services implementing the security architecture.

If an attacker compromises the device's boot process, modifies its firmware, replaces its AI model, or alters its policy configuration, higher-level security mechanisms may no longer operate as intended.

Hardware-rooted protection and execution integrity therefore provide essential safeguards.

(a). Secure Boot and Firmware Integrity

Secure boot establishes a chain of trust during device initialization. Each stage verifies the integrity and authenticity of the next software component before allowing execution.

Additional protections include:

- Signed firmware and software packages.
- Secure firmware-update mechanisms.
- Cryptographic verification of model packages.
- Version control and rollback protection.
- Protected configuration storage.
- Controlled recovery procedures.

These mechanisms help prevent unauthorized software or model replacements.

(b). Trusted Execution and Hardware Isolation

Trusted execution environments, secure elements, hardware security modules, and dedicated security processors can isolate selected security-sensitive operations from ordinary application execution.

For example, an embedded device may use a secure element to protect cryptographic keys while its main processor performs sensor preprocessing and AI inference.

A gateway may isolate identity verification, cryptographic operations, and policy enforcement from less-trusted applications.

However, hardware isolation does not guarantee complete protection against all attacks. Vulnerabilities in firmware, hardware implementations, interfaces, and side-channel behavior may still introduce risks.

Security architecture therefore combines hardware isolation with secure software development,

monitoring, access control, and regular updates.

(c). AI Model Integrity and Provenance

AI models themselves are security-sensitive assets.

An attacker who replaces an anomaly-detection model with a manipulated version may cause the system to overlook abnormal conditions. Similarly, a compromised communication-monitoring model may suppress alerts or generate misleading security assessments.

Model governance therefore includes:

- Cryptographically signed model packages.
- Model-version identification.
- Verified model provenance.
- Controlled model distribution.
- Integrity checks before installation and execution.
- Validation before deployment.
- Rollback to previously approved versions.
- Monitoring for unexpected changes in model behavior.

Model updates originating from federated learning undergo appropriate validation before deployment to operational devices.

This is particularly important in industrial systems where an inaccurate or manipulated model could influence monitoring, maintenance, or control decisions.

(d). Execution Monitoring and Fault Containment

Security and policy-enforcement components must remain operationally reliable.

Relevant mechanisms include:

- Watchdog timers.
- Process and resource monitoring.
- Execution-time monitoring.
- Fault detection and recovery.

- Memory and process isolation.
- Redundant security services where justified.
- Local fallback policies.
- Audit logging and event preservation.

Watchdogs can detect certain forms of stalled or unresponsive execution, while execution monitoring can identify deviations from expected resource or timing behavior. Neither mechanism alone establishes deterministic timing or functional safety.

For safety-critical functions, independent and appropriately engineered safety mechanisms must remain available even if an AI security component becomes unavailable.

vi. AI-Orchestrated Security Across Distributed Edge-Cloud Architectures

The security responsibilities of an industrial IoT network are distributed across multiple architectural tiers.

A sensor node may authenticate itself and protect local observations. An edge gateway may analyze communication behavior and enforce device-level policies. An industrial security service may correlate events across multiple production lines. A cloud platform may provide enterprise-wide threat intelligence, centralized policy management, and large-scale security analytics.

This produces a hierarchical security architecture.

(a). Device-Level Security

At the device level, security functions include:

- Hardware-rooted identity.
- Secure boot and firmware integrity.
- Local authentication.
- Protected key storage.
- Lightweight behavioral monitoring.
- Local access restrictions.
- Secure communication with authorized gateways.

These mechanisms provide foundational protection for individual IoT nodes.

(b). Edge-Level Security Orchestration

Edge gateways provide a more capable environment for security analytics and policy coordination.

They can perform:

- AI-based network anomaly detection.
- Device behavior correlation.
- Local threat classification.
- Dynamic access-policy evaluation.
- Communication isolation.
- Security-event prioritization.
- Federated update validation.
- Local security-event logging.

Because edge gateways are closer to the physical devices, they can often respond more quickly than cloud-only security services.

(c). Cloud-Level Security Intelligence and Governance

Cloud platforms provide broader computational and organizational capabilities, including:

- Cross-facility security analytics.
- Large-scale threat intelligence.
- Enterprise identity management.
- Central policy administration.
- Long-term security-event analysis.
- Model training and evaluation.
- Security compliance reporting.
- Global configuration and model-version management.

Cloud services can identify threats spanning multiple facilities or geographic regions, while edge systems continue enforcing local policies.

(d). Hierarchical Security Coordination

The most practical architecture often combines these three levels.

For example, an industrial sensor may detect unusual communication behavior and report the event to its local gateway. The gateway evaluates the event alongside observations from neighboring devices and applies an appropriate local restriction. A higher-level security service subsequently correlates the event with activity across other facilities and may distribute updated detection models or security policies.

This allows local security autonomy to coexist with global security coordination.

The architecture also defines the behavior that occurs when connectivity between tiers is interrupted. Local security components retain the ability to enforce essential policies, while deferred synchronization and controlled recovery procedures restore consistency when connectivity returns.

vii. Architectural Design Principles for Trustworthy AI-Orchestrated Industrial IoT

The integration of AI, identity, communication, and policy enforcement introduces several important design principles.

First, **identity must be verifiable**. AI-based behavioral analysis can strengthen device trust assessment, but cryptographic authentication and hardware-rooted credentials remain the foundation of identity verification.

Second, **security decisions remain explainable and auditable**. When a device is restricted, isolated, or denied access, the architecture records the relevant policy, identity information, contextual evidence, and enforcement decision.

Third, **AI operates within defined authority boundaries**. AI-generated risk scores may support policy decisions, but critical permissions, safety interlocks, and emergency-control functions remain governed by explicit control mechanisms rather than being delegated to an unconstrained probabilistic model.

Fourth, **security remains distributed without becoming inconsistent**. Local devices and gateways retain the ability to enforce essential policies during connectivity disruptions, while centralized governance maintains policy versions, authorization rules, and audit consistency.

Fifth, **security mechanisms must respect real-time operational requirements**. Authentication, encryption, monitoring, and policy evaluation introduce computational and communication overhead. Their implementation must account for latency, throughput, memory, and energy constraints without weakening mandatory security protections.

Finally, **security must cover the entire AI lifecycle**. Model development, training, federated aggregation, validation, deployment, inference, updates, and retirement all introduce potential attack surfaces. Protecting only the communication channel is insufficient if the model itself can be manipulated or replaced.

The preceding discussion examined how artificial intelligence supports the sensing, analytics, and decision-making functions that allow industrial IoT systems to operate with greater autonomy and efficiency. Such capabilities, however, depend on a foundation of trust. As industrial environments become more connected, distributed, and data-driven, every device, communication channel, software update, and learned model becomes a potential point of vulnerability. A compromised sensor may corrupt analytics, an unauthorized controller command may disrupt production, and a tampered model may silently degrade the quality of automated decisions. Intelligence at the edge and in the cloud therefore cannot be separated from the mechanisms that establish who or what is permitted to participate in the system, what actions they may perform, and how those actions are verified and recorded. The following section turns from functional intelligence to protective intelligence, considering how AI-enabled techniques are combined with established security technologies to govern identity, behavior, communication, and policy enforcement across industrial IoT architectures.

Table 9.1-B5 organizes the security and governance responsibilities of an AI-enabled industrial IoT environment into twelve functional layers. Unlike a conventional security taxonomy, which often treats cryptography, network defense, and access control as independent disciplines, the table presents these functions as an integrated and mutually reinforcing structure. For each layer, it identifies the principal function being performed, the AI techniques and supporting technologies that enable it, the enforcement mechanisms through which decisions become operational controls, and a representative industrial application that illustrates its practical relevance. Read from left to right, each row traces a path from security objective, to analytical capability, to technical enforcement, to real-world outcome. Read from top to bottom, the rows move from foundational concerns such as device identity and hardware protection toward system-wide concerns such as distributed orchestration, safety constraints, and regulatory accountability.

Table 9.1-B5 - AI-Orchestrated Security, Identity, and Policy Enforcement Functions in Industrial IoT

Security and Governance Layer	Principal Function	AI Techniques and Supporting Technologies	Enforcement Mechanisms	Representative Industrial Application
1. Device identity and authentication	Establish and verify the identity of IoT nodes, gateways, and services.	Behavioral profiling, anomaly detection, contextual risk assessment; PKI, digital certificates, TPMs, secure elements.	Mutual authentication, certificate validation, device attestation, credential management.	Authenticating industrial sensors and controllers before network access.
2. Behavioral trust assessment	Evaluate whether authenticated devices continue to behave consistently with expected operating patterns.	Statistical learning, clustering, isolation forests, lightweight neural anomaly detectors.	Risk-based verification, restricted permissions, increased monitoring, controlled isolation.	Detecting compromised or misconfigured vibration sensors and industrial gateways.
3. Communication threat detection	Identify suspicious traffic, abnormal protocol behavior, and potentially coordinated attacks.	Autoencoders, sequence models, graph analytics, distributed anomaly correlation.	Network intrusion detection, traffic filtering, alert escalation, incident response.	Detecting unauthorized communication between production-line devices.
4. Secure communication	Protect information	AI-assisted traffic prioritization and	Encryption, message authentication,	Protecting industrial

	exchange across devices, edge gateways, and cloud services.	contextual risk assessment; TLS, DTLS, IPsec, authenticated protocols.	integrity verification, replay protection, secure key management.	telemetry and control-related communications.
5. Adaptive network segmentation	Limit unauthorized communication and contain compromised devices.	Network behavior analysis, graph-based risk assessment, anomaly correlation.	Network zones, microsegmentation, access-control lists, gateway-level isolation.	Isolating a compromised monitoring node without disrupting unrelated production systems.
6. Context-aware access control	Determine whether a device or service may access a specific resource or perform an operation.	Context classification, risk assessment, behavioral analytics; RBAC and ABAC.	Policy Decision Points, Policy Enforcement Points, least-privilege authorization.	Restricting maintenance-device access to approved controllers and maintenance windows.
7. Federated-learning governance	Control participation in distributed training and protect model-update exchanges.	Update anomaly detection, contribution assessment, model validation, federated analytics.	Participant authorization, secure aggregation, signed model updates, controlled model distribution.	Preventing unauthorized devices from contributing to predictive-maintenance models.
8. Model and firmware integrity	Prevent unauthorized modification or replacement of device software and AI models.	Model-behavior monitoring, provenance analysis, anomaly detection; secure	Digital signatures, integrity verification, version control, approved rollback.	Ensuring only validated anomaly-detection models execute on industrial gateways.

		boot and attestation.		
9. Hardware-rooted protection	Protect cryptographic credentials and isolate sensitive security operations.	Hardware-assisted cryptography and integrity measurement; HSMs, TPMs, secure elements, trusted execution environments.	Protected key storage, isolated execution, secure initialization.	Protecting device credentials and sensitive gateway security functions.
10. Distributed security orchestration	Coordinate local and global security monitoring and response.	Cross-device analytics, threat correlation, federated threat intelligence, risk classification.	Hierarchical policy management, local enforcement, centralized audit, controlled recovery.	Correlating suspicious activity across multiple manufacturing facilities.
11. Safety-constrained enforcement	Prevent authorized but unsafe operations from violating physical operating constraints.	Risk assessment, anomaly detection, contextual decision support.	Safety interlocks, deterministic constraints, independent safety controllers, emergency-stop systems.	Preventing an unsafe robotic motion command from being executed.
12. Audit and compliance governance	Maintain traceability and accountability for security decisions and model deployment.	Log analytics, event correlation, compliance monitoring, anomaly detection.	Immutable or tamper-evident logs, access records, policy versioning, audit procedures.	Maintaining security and operational records for regulated industrial environments.

The twelve layers presented in **Table 9.1-B5** illustrate that AI-orchestrated industrial security is not a single technology, algorithm, or defensive mechanism. Rather, it is a multilayered governance architecture that integrates cryptographic identity, hardware-rooted protection, behavioral intelligence, secure communication, access control, model integrity, and safety-constrained enforcement. Each layer addresses a distinct security responsibility, while their coordinated operation establishes a comprehensive trust framework for distributed industrial intelligence.

For architectural clarity, the twelve layers can be organized into four complementary groups: **(1) Foundational Trust, (2) Detection and Communication Defense, (3) Policy and Model Governance, and (4) System-Wide Assurance**. This grouping reveals how individual security mechanisms build upon one another, progressing from the establishment of device identity to continuous threat assessment, controlled interaction, model protection, and enterprise-wide accountability.

(a) Foundational Trust: Identity, Behavior, and Hardware (Layers 1, 2, and 9)

The foundational trust group establishes the mechanisms through which industrial IoT devices, gateways, and services become identifiable, verifiable, and resistant to unauthorized modification. Its three layers address complementary dimensions of trust: identity verification, behavioral assessment, and hardware-rooted protection.

Layer 1—Device Identity and Authentication establishes the premise on which subsequent security controls depend: every participating device, gateway, and service must have a verifiable identity before receiving access to network resources. Public Key Infrastructure (PKI), digital certificates, cryptographic keys, and trusted hardware components provide the foundation for this assurance. Mutual authentication and device attestation further verify the identities and integrity evidence of communicating entities before access is granted. This is particularly important in industrial environments where devices from different manufacturers and administrative domains must interact securely.

Authentication, however, establishes only that a device possesses valid credentials and satisfies the applicable verification requirements at the time of authentication. It does not necessarily establish that the device remains uncompromised or behaves appropriately after gaining access.

Layer 2—Behavioral Trust Assessment addresses this limitation by extending identity verification into continuous monitoring. Statistical learning, clustering, isolation forests, and lightweight neural anomaly detectors can establish behavioral baselines and identify deviations in communication frequency, message structure, resource utilization, access patterns, and operational activity. For example, an industrial vibration sensor may possess valid credentials

but suddenly transmit measurements at unusual intervals or communicate with an unauthorized gateway. Such behavior may indicate a configuration problem, compromised firmware, or unauthorized activity. The system can respond by increasing monitoring, requiring additional verification, restricting selected permissions, or initiating controlled isolation.

Trust therefore becomes a continuously assessed security condition rather than a one-time authentication outcome. Importantly, behavioral assessments provide supporting evidence; they do not replace cryptographic identity verification or independently establish that a device has been compromised.

Layer 9—Hardware-Rooted Protection provides the underlying protection for sensitive security operations. Hardware Security Modules (HSMs), Trusted Platform Modules (TPMs), secure elements, and Trusted Execution Environments (TEEs) can protect cryptographic keys, support platform-integrity measurements, and isolate selected security-sensitive operations from ordinary application execution. These mechanisms reduce the likelihood that compromise of an application or operating-system component will directly expose protected credentials or security functions. Together, Layers 1, 2, and 9 establish the foundational trust relationship between device identity, observed behavior, and the integrity of the computing platform.

(b) Detection and Communication Defense (Layers 3, 4, and 5)

The second group protects information as it moves across the industrial network and limits the consequences of suspicious or unauthorized communication. Its three layers provide complementary capabilities: threat identification, communication protection, and network-level containment.

Layer 3—Communication Threat Detection applies AI-driven monitoring to identify suspicious traffic, abnormal protocol behavior, unauthorized communication relationships, and potentially coordinated attacks. Autoencoders, sequence-learning models, clustering algorithms, and graph-based analytics can examine communication patterns across individual devices and network segments. For example, an industrial controller that normally exchanges messages with a designated production gateway may suddenly begin communicating with an unfamiliar endpoint. An AI-based monitoring system can identify this deviation and generate an alert for further investigation. Depending on the assessed risk and applicable policies, the system may initiate traffic filtering, additional authentication, or incident escalation.

Layer 4—Secure Communication protects information exchanges through established cryptographic protocols and security mechanisms, including Transport Layer Security (TLS), Datagram Transport Layer Security (DTLS), and Internet Protocol Security (IPsec), where supported by the deployment. Encryption protects confidentiality, while message

authentication, integrity verification, replay protection, and appropriate key-management procedures help protect communication against interception, manipulation, and unauthorized reuse. AI contributes through contextual risk assessment, traffic prioritization, and security-event analysis. However, mandatory cryptographic protections are determined by the applicable security policy and threat model rather than being selectively disabled by an AI model to reduce energy consumption or communication overhead.

Layer 5—Adaptive Network Segmentation limits the potential impact of a security breach when preventive mechanisms are insufficient. Network segmentation, microsegmentation, access-control lists, and gateway-level isolation restrict communication to explicitly authorized relationships. AI-based network behavior analysis and graph-based risk assessment can identify unusual communication paths and recommend containment actions. For example, if a monitoring node exhibits suspicious behavior, the network may restrict its access to an authorized diagnostic gateway without unnecessarily interrupting unrelated production systems. Such isolation must nevertheless account for operational dependencies, particularly when a device participates in control or safety-related processes.

Together, Layers 3, 4, and 5 implement a defense-in-depth strategy: suspicious activity is detected, communication is cryptographically protected, and network segmentation helps contain the consequences of a potential compromise. No individual mechanism is assumed to prevent every attack; resilience emerges from their coordinated operation.

(c) Policy and Model Governance (Layers 6, 7, and 8)

The third group addresses the authorization of device interactions and the protection of AI models and software throughout their operational lifecycles. This group is particularly important in distributed AIoT environments because devices do not merely exchange sensor measurements; they also access resources, contribute to federated learning, receive model updates, and potentially influence physical operations.

Layer 6—Context-Aware Access Control determines whether a device, application, or service is authorized to access a particular resource or perform a requested operation. Role-Based Access Control (RBAC) assigns permissions according to predefined roles, while Attribute-Based Access Control (ABAC) evaluates attributes associated with the requesting entity, resource, action, and operating context. AI-based context classification and behavioral risk assessment can supplement these mechanisms by identifying unusual access patterns or conditions that warrant additional verification.

A Policy Decision Point (PDP) evaluates access requests against established rules, while a Policy Enforcement Point (PEP) applies the resulting authorization decision. This separation supports

consistent least-privilege access across distributed devices and gateways. For example, a maintenance device may receive temporary access to a designated industrial controller during an approved maintenance window but remain unauthorized to access other production systems. AI can provide contextual risk information, but explicit and auditable policies must govern the final authorization.

Layer 7—Federated-Learning Governance extends security enforcement to distributed model training and update exchange. Because federated learning enables devices to contribute locally generated model updates, the architecture must control which participants may join training rounds, which models they may contribute to, and which aggregation services may receive their updates. Relevant mechanisms include participant authentication, contribution assessment,

secure aggregation, communication protection, and model-update validation.

For example, an industrial sensor may be authorized to contribute updates to a predictive-maintenance model but prohibited from participating in an unrelated building-occupancy model. Similarly, a device may be permitted to receive a global model while remaining subject to verification and deployment-approval requirements before installing it. Secure aggregation and differential privacy can provide additional protection, although they address different privacy risks and do not automatically guarantee that malicious or poisoned updates will be excluded. Appropriate validation and monitoring are therefore essential.

Layer 8—Model and Firmware Integrity protects the software and AI models deployed across the industrial network. A compromised anomaly-detection model could suppress important alerts, while manipulated firmware could undermine authentication, communication protection, or policy enforcement. Digital signatures, secure boot, cryptographic integrity verification, model provenance, controlled version management, and approved rollback procedures help ensure that only authorized and validated software components are installed and executed.

Model governance extends throughout the AI lifecycle, including model development, training, validation, distribution, installation, execution, updating, and retirement. In particular, federated-learning outputs do not automatically become trusted production models solely because they have been aggregated. Updated models undergo appropriate validation, integrity verification, and deployment authorization before introduction into operational environments.

Together, Layers 6, 7, and 8 establish governance over both the actions performed by distributed devices and the intelligent models influencing those actions.

(d) System-Wide Assurance: Coordination, Safety, and Accountability (Layers 10, 11, and 12)

The final group extends security governance across the broader industrial architecture. It addresses how local and global security functions coordinate, how cybersecurity controls interact with physical safety requirements, and how security decisions remain traceable and accountable.

Layer 10—Distributed Security Orchestration coordinates security monitoring and response across individual devices, edge gateways, regional infrastructure, and cloud platforms. Cross-device analytics, threat correlation, and federated threat intelligence allow suspicious activity to be examined beyond the boundaries of individual network nodes. For example, an unusual communication pattern detected at one manufacturing facility may be correlated with similar activity at other facilities, revealing a potentially coordinated attack.

A hierarchical orchestration architecture allows local gateways to enforce essential security policies while higher-level services provide broader threat intelligence, centralized policy administration, and enterprise-wide coordination. This arrangement is especially valuable when cloud connectivity is intermittent: local security enforcement can continue using approved policies, while event synchronization and higher-level analysis resume when connectivity becomes available.

Layer 11—Safety-Constrained Enforcement addresses a distinctive requirement of industrial environments: an operation may be authenticated and authorized but still be physically unsafe. Cybersecurity authorization and functional safety are therefore related but separate responsibilities.

For example, a legitimate industrial controller may issue a robotic motion command that violates the machine's permitted operating envelope because of incorrect sensor information, an erroneous AI prediction, or a compromised application. Safety interlocks, deterministic operating constraints, independent safety controllers, and emergency-stop mechanisms must therefore remain capable of preventing unsafe physical actions regardless of whether the originating command appears legitimate.

AI-based risk assessment can support the identification of potentially unsafe conditions; however, enforcement of safety-critical controls remains separate from probabilistic model outputs. Independent safety mechanisms and appropriately engineered fallback procedures continue to provide the foundation for safety assurance.

Layer 12—Audit and Compliance Governance provides the traceability and accountability required to evaluate security operations and demonstrate adherence to organizational and

regulatory requirements. Tamper-evident logs, authenticated access records, policy-version histories, model provenance records, and controlled audit procedures preserve evidence of security decisions and model deployments.

For example, when an industrial gateway restricts a device's access, the system records the relevant identity, applicable policy, contextual evidence, enforcement action, and associated timestamps. Similarly, model deployment records identify the approved model version, its provenance, validation status, and installation history. These records support incident investigation, operational review, compliance assessment, and controlled system improvement.

Together, Layers 10, 11, and 12 ensure that security governance extends beyond individual devices to encompass coordinated enterprise operations, physical safety, and organizational accountability.

Integrated Architecture for Trustworthy Distributed Intelligence

Taken as a whole, the twelve layers demonstrate that AI does not replace established industrial cybersecurity mechanisms; rather, it enhances and coordinates them. Cryptographic protocols, hardware protections, access-control frameworks, and deterministic safety mechanisms provide enforceable security and operational constraints. AI contributes adaptability, contextual assessment, behavioral analysis, and the ability to identify complex patterns that may not be captured by static rules alone.

The four groups are also interdependent rather than isolated. Behavioral trust assessment depends on verifiable device identity; communication threat detection informs network segmentation and incident response; context-aware access control draws on identity, behavioral, and operational information; federated-learning governance depends on secure communication and model integrity; and distributed orchestration coordinates evidence and enforcement across the entire architecture. Audit and compliance governance preserve the records needed to evaluate these activities and establish accountability.

The relationship can be understood as a continuous governance process:

Establish Trust → Monitor Behavior → Detect Threats → Protect Communication → Enforce Policies → Validate Models → Coordinate Responses → Verify Accountability.

Safety-constrained enforcement operates across this process as an independent safeguard, ensuring that security authorization and AI-generated decisions remain consistent with the physical operating limits of industrial systems.

viii. Integration with the Broader AI-Driven IoT and Distributed Sensing Architecture

Secure AI-orchestrated communication, identity, and policy enforcement complete the five-part architectural foundation of AI-driven IoT and distributed sensing networks.

The previous five discussions establish complementary capabilities:

- **AI-Enhanced Intelligent Sensor Nodes with On-Device Preprocessing:** Establish local perception by transforming raw sensor measurements into structured, meaningful information.
- **AI-Driven Event Detection and Adaptive Sampling Strategies:** Allocate sensing and computational resources according to the importance, urgency, and uncertainty of observed events.
- **Edge-Level AI Anomaly Detection and Autonomous Local Alerting:** Identify deviations from expected behavior and initiate appropriate local monitoring or response mechanisms.
- **Federated AI Learning Across Distributed IoT Devices:** Enable distributed participants to improve shared or personalized models through coordinated local training and model-update aggregation.
- **Secure AI-Orchestrated Communication, Identity, and Policy Enforcement:** Establish the identity, trust, communication protection, and governance mechanisms required for secure collaboration and authorized operation.

Together, these capabilities form a distributed intelligence architecture in which perception, attention, anomaly recognition, learning, and governance operate as interconnected functions.

As industrial AIoT environments become increasingly interconnected, securing individual devices and protecting communication channels are no longer sufficient to establish a trustworthy industrial ecosystem. Intelligent sensors, programmable logic controllers (PLCs), robotic systems, edge gateways, autonomous devices, federated learning participants, and cloud services must operate within a coordinated security architecture that continuously verifies identities, evaluates behavioral risks, protects information exchanges, and enforces authorized policies. Furthermore, security mechanisms must extend beyond conventional network protection to address AI-specific threats, model integrity, distributed learning, hardware protection, and safety-constrained autonomous actions. This requires an integrated architecture in which foundational trust, communication defense, policy and model governance, and system-wide assurance operate as complementary layers of protection. Figure 9.1-B5

illustrates this integrated approach, showing how security and governance mechanisms are organized across the industrial AIoT ecosystem and coordinated to establish trustworthy distributed industrial AI.

Figure 9.1-B5 presents a layered security and governance architecture for protecting communication, identity, AI models, and operational decisions across a distributed industrial AIoT environment. It illustrates how heterogeneous industrial components—including sensors, PLCs, robotic arms, wireless devices, edge gateways, edge nodes, federated learning participants, and cloud services—are protected through multiple interconnected security domains.

The architecture is organized into four major functional groups: **Foundational Trust, Detection and Communication Defense, Policy and Model Governance, and System-Wide Assurance**. Each group addresses a distinct category of security and operational requirements, while the cross-layer AI orchestration functions coordinate their activities across the entire ecosystem.

Rather than treating security as a single protective mechanism or a perimeter-based function, the figure establishes a distributed defense architecture in which identity verification, behavioral monitoring, secure communication, access control, model integrity, safety enforcement, auditing, and compliance monitoring are integrated into a common framework. The resulting architecture supports continuous trust evaluation and coordinated protection across devices, networks, AI models, and autonomous industrial operations.

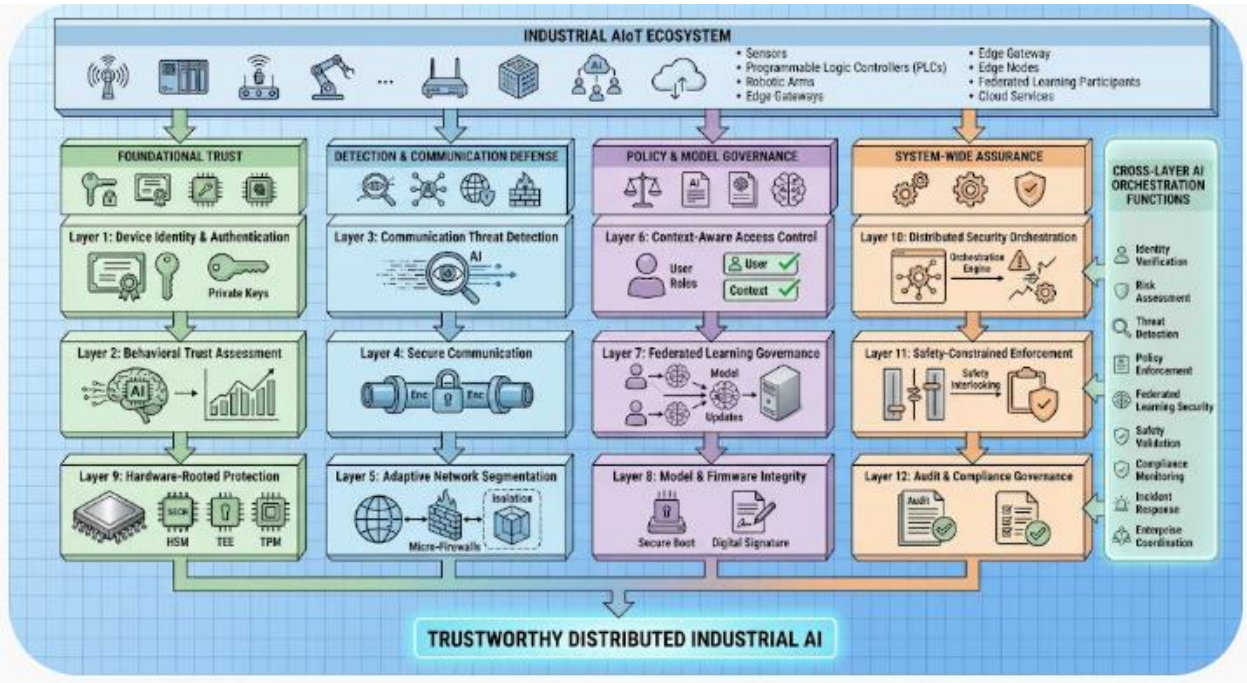

Figure 9.1-B5 – Secure AI-Orchestrated Communication, Identity, and Policy Enforcement Architecture for Industrial IoT

The figure illustrates a multilayered security and governance framework for distributed industrial AIoT systems. Four interconnected functional domains—Foundational Trust, Detection and Communication Defense, Policy and Model Governance, and System-Wide Assurance—provide device authentication, behavioral trust assessment, hardware-rooted protection, communication threat detection, secure communication, adaptive network segmentation, context-aware access control, federated learning governance, model and firmware integrity, distributed security orchestration, safety-constrained enforcement, and audit and compliance governance. Cross-layer AI orchestration coordinates identity verification, risk assessment, threat detection, policy enforcement, federated learning security, safety validation, compliance monitoring, incident response, and enterprise coordination to establish trustworthy distributed industrial AI.

Legend

Architectural Domain	***Layers***	***Primary Responsibilities***
Foundational Trust *(green)*	*Layers 1, 2, and 9*	*Establishes device identity, authentication, behavioral trust assessment, and hardware-rooted protection through mechanisms such as secure elements, trusted execution environments (TEEs), hardware security modules (HSMs), and trusted platform modules (TPMs).*
Detection and Communication Defense *(blue)*	*Layers 3, 4, and 5*	*Identifies communication threats, protects information exchanges through encryption and secure channels, and applies adaptive network segmentation to restrict unauthorized access and limit attack propagation.*
Policy and Model Governance *(purple)*	*Layers 6, 7, and 8*	*Enforces context-aware access control, governs federated learning activities, and protects AI model and firmware integrity through mechanisms such as secure boot and digital signatures.*
System-Wide Assurance *(orange)*	*Layers 10, 11, and 12*	*Coordinates distributed security orchestration, safety-constrained enforcement, and audit and compliance governance across the industrial AIoT environment.*

Cross-Layer AI Orchestration *(right-side panel)*	*Spans all domains*	*Coordinates identity verification, risk assessment, threat detection, policy enforcement, federated learning security, safety validation, compliance monitoring, incident response, and enterprise coordination.*

- ***Industrial AIoT ecosystem:*** *The upper portion identifies the heterogeneous devices, computing platforms, and services participating in the distributed industrial environment.*
- ***Layered security domains:*** *The four central functional groups organize complementary protection mechanisms. Their vertical arrangement illustrates architectural integration rather than requiring every security operation to execute in a fixed sequential order.*
- ***Cross-layer orchestration:*** *The right-side panel represents coordination across the four domains, enabling security intelligence and governance decisions to influence multiple layers.*
- ***Trustworthy distributed industrial AI:*** *The bottom portion represents the intended architectural outcome: an industrial AI ecosystem in which device identity, communication, model behavior, operational policies, and safety requirements are protected through coordinated mechanisms.*

The architectural significance of Figure 9.1-B5 lies in its treatment of industrial AI security as a coordinated, multilayered trust framework rather than a collection of independent protective technologies. In a distributed AIoT environment, a device may be correctly authenticated but still exhibit abnormal behavior; an encrypted communication channel may carry malicious or unauthorized information; and an AI model may produce operationally inappropriate decisions even when its host device and network connections are secure. Consequently, trustworthy industrial AI requires simultaneous protection of device identity, communication integrity, behavioral legitimacy, model authenticity, access authorization, and physical operational safety.

The **four architectural domains** address these complementary requirements, while **cross-layer AI orchestration** connects their security intelligence and enforcement activities. The following interpretation examines each domain and explains how its constituent layers contribute to the protection and governance of distributed industrial intelligence.

- **Domain 1: Foundational Trust: Establishing Device Identity, Behavioral Legitimacy, and Hardware Protection**

The Foundational Trust domain establishes the underlying basis for determining whether participating devices and computing platforms can be recognized, authenticated, and trusted within the industrial AIoT ecosystem. It comprises three layers: device identity and authentication, behavioral trust assessment, and hardware-rooted protection.

Layer 1: Device Identity and Authentication establishes the identity of industrial devices before they are permitted to participate in protected communication or operational activities. Sensors, PLCs, robotic controllers, edge gateways, and other connected components require mechanisms that distinguish legitimate devices from unauthorized or impersonating participants. Cryptographic credentials, digital certificates, authentication protocols, and protected private keys provide the foundation for verifying device identities and establishing authenticated relationships.

Device authentication is particularly important in distributed industrial environments, where devices may be deployed across multiple facilities and communicate through heterogeneous networks. Establishing identity at the device level helps prevent unauthorized participants from accessing industrial data, submitting fabricated telemetry, or attempting to influence operational processes.

However, successful authentication establishes only that a device possesses valid credentials; it does not prove that the device remains uncompromised or behaves appropriately after authentication. This limitation motivates the next layer.

Layer 2: Behavioral Trust Assessment extends identity-based trust by evaluating whether authenticated devices continue to exhibit expected operational behavior. AI-driven monitoring can analyze communication patterns, sensor outputs, processing activity, access requests, and other telemetry to identify deviations from established behavioral profiles.

For example, an authenticated industrial sensor that suddenly transmits unusually frequent messages, reports physically implausible measurements, or communicates with an unexpected destination may warrant additional investigation. Similarly, an edge gateway that begins exhibiting abnormal resource consumption or unusual communication patterns may indicate compromise, malfunction, or configuration errors.

Behavioral trust assessment therefore provides a dynamic dimension of trust evaluation. Rather than assuming that an authenticated device remains trustworthy indefinitely, the architecture continuously evaluates its behavior and can adjust its trust status, access permissions, or monitoring priority according to assessed risk.

Layer 9: Hardware-Rooted Protection provides a stronger foundation for protecting device credentials, cryptographic operations, firmware integrity, and sensitive execution environments. Technologies such as hardware security modules (HSMs), trusted execution environments (TEEs), secure elements, and trusted platform modules (TPMs) help protect cryptographic keys, support secure boot processes, and establish hardware-backed trust measurements.

These mechanisms are particularly important for industrial edge devices and autonomous platforms that may operate in physically accessible or remotely distributed environments. Hardware-rooted protection can make unauthorized modification and credential extraction more difficult, although it does not eliminate all risks associated with compromised software, side-channel attacks, or physical tampering.

Collectively, the three layers establish a foundational trust model: **identity mechanisms determine who or what is participating, behavioral assessment evaluates how authenticated participants operate, and hardware-rooted protection strengthens the integrity of the platforms supporting those activities.**

- **Domain 2: Detection and Communication Defense: Protecting Information Exchanges and Network Boundaries**

The Detection and Communication Defense domain protects the information flows connecting distributed industrial devices, edge platforms, and cloud services. It addresses three complementary requirements: identifying communication threats, securing data exchanges, and restricting the movement of potentially malicious activity across network segments.

Layer 3: Communication Threat Detection applies intelligent monitoring to identify suspicious communication behavior and potential network-based attacks. Industrial AIoT networks generate diverse communication patterns involving periodic sensor reports, control-related messages, equipment telemetry, model updates, and cloud synchronization. Deviations from expected patterns may indicate unauthorized access, scanning activity, denial-of-service attempts, protocol manipulation, or compromised devices.

AI-based detection mechanisms can correlate network traffic characteristics, communication frequency, endpoint relationships, protocol behavior, and contextual operational information to identify potential threats. They can also combine network observations with device-level behavioral information to improve threat assessment.

For example, a gateway that normally communicates with a defined set of industrial devices may suddenly begin receiving unexpected requests from an unfamiliar endpoint. A communication anomaly detection system can identify the deviation, evaluate its potential

significance, and initiate an alert or additional inspection.

Importantly, an AI-generated threat score represents an assessment requiring appropriate interpretation and verification; it does not independently establish that a cyberattack has occurred.

Layer 4: Secure Communication protects information exchanged between industrial devices, gateways, edge servers, and cloud platforms. Encryption, authenticated communication protocols, certificate-based authentication, and cryptographic integrity verification help prevent unauthorized disclosure, interception, and undetected modification of transmitted information.

These protections are essential because industrial AI systems increasingly exchange not only raw sensor measurements but also model parameters, inference results, operational policies, control-related information, and federated learning updates.

For example, when an edge node transmits equipment-health information to a cloud-based predictive maintenance platform, secure communication helps ensure that the information is protected during transmission and that the receiving endpoint can be authenticated.

Nevertheless, encryption alone does not establish the legitimacy of transmitted information. A compromised device may generate malicious data and transmit it through a fully encrypted connection. Secure communication must therefore operate alongside device authentication, behavioral monitoring, and data-validation mechanisms.

Layer 5: Adaptive Network Segmentation restricts communication pathways according to device roles, operational requirements, security classifications, and assessed risks. Rather than allowing unrestricted connectivity across an industrial network, segmentation separates devices and services into controlled communication zones.

AI-assisted network monitoring can help identify abnormal traffic patterns, recommend changes to segmentation policies, and support dynamic isolation of suspicious endpoints. Microsegmentation can further restrict communication between individual workloads, devices, or application components.

For example, if an industrial gateway exhibits suspicious behavior, segmentation policies may restrict its communication to selected monitoring or recovery services while preventing access to sensitive control networks. Such actions must be coordinated with operational requirements to avoid disrupting essential industrial processes.

Together, these layers provide a coordinated communication defense strategy: **threat detection identifies suspicious information flows, secure communication protects legitimate exchanges, and adaptive segmentation limits unauthorized connectivity and potential attack propagation.**

- **Domain 3: Policy and Model Governance: Controlling Access, Distributed Learning, and AI Integrity**

The Policy and Model Governance domain addresses the security and governance requirements associated with AI-enabled industrial operations. Its three layers ensure that access decisions are contextually authorized, distributed learning activities are appropriately protected, and AI models and firmware remain authentic and unaltered.

Layer 6: Context-Aware Access Control extends conventional identity-based authorization by considering the operational context in which an access request occurs. Permissions are evaluated according to factors such as user identity, device role, operational responsibility, system state, location or network context, and applicable security policies.

For example, an authenticated maintenance engineer may be authorized to inspect equipment-health information but not to modify safety-controller configurations or initiate production-critical operations without additional authorization. Similarly, an edge application may be permitted to access selected sensor streams while remaining restricted from unrelated control systems.

Context-aware access control supports the principle of least privilege by ensuring that users, devices, and applications receive only the permissions necessary for their authorized functions.

Layer 7: Federated Learning Governance protects distributed AI training and model-update processes involving multiple industrial devices or facilities. Federated learning enables participating nodes to train models locally and contribute model updates to a coordinating platform without routinely transferring all underlying raw training data.

However, distributing model training does not automatically guarantee privacy or security. Model updates may expose information about local training data, and compromised participants may submit manipulated or poisoned updates. Consequently, federated learning governance must address participant authentication, update integrity, secure aggregation, anomaly detection, privacy protection, and model-validation requirements.

AI-driven monitoring can evaluate update patterns and identify potentially abnormal contributions. Aggregation mechanisms can also incorporate safeguards against compromised or unreliable participants. Where appropriate, secure aggregation and differential privacy may provide additional protection, although these mechanisms introduce their own implementation trade-offs.

The objective is to preserve the benefits of distributed model learning while maintaining control over the integrity, confidentiality, and reliability of the resulting global model.

Layer 8: Model and Firmware Integrity protects the authenticity and integrity of the software and AI components deployed across industrial devices and edge platforms. Models, firmware, runtime libraries, and configuration packages can be targeted through unauthorized replacement, malicious modification, or compromised update channels.

Secure boot mechanisms help verify that a device starts using authorized software components. Digital signatures and cryptographic integrity checks help establish the authenticity of model packages, firmware images, and configuration updates before installation or activation.

For example, when a cloud platform distributes an updated anomaly-detection model to an industrial gateway, the receiving device can verify the package's signature and integrity before accepting it. Version management and rollback controls can further prevent unauthorized or incompatible model changes.

Together, these layers establish governance over access, distributed learning, and deployed AI components. **Context-aware access control determines who or what may perform an operation, federated learning governance protects distributed model evolution, and model and firmware integrity safeguards the authenticity of deployed computational components.**

- **Domain 4: System-Wide Assurance: Coordinating Security, Safety, and Operational Accountability**

The System-Wide Assurance domain extends protection beyond individual devices, communication channels, and AI models to the coordinated operation of the entire industrial AIoT environment. It comprises distributed security orchestration, safety-constrained enforcement, and audit and compliance governance.

Layer 10: Distributed Security Orchestration coordinates security activities across multiple devices, gateways, edge platforms, and cloud services. In a large industrial deployment, security events rarely remain isolated within one component. An abnormal device behavior may affect communication pathways, access permissions, model-update processes, or other connected systems.

Distributed security orchestration correlates information from multiple security layers to support coordinated responses. AI-assisted orchestration can prioritize incidents, evaluate potential impacts, recommend containment actions, and coordinate authorized enforcement mechanisms across different parts of the infrastructure.

For example, if an edge gateway exhibits suspicious behavior, orchestration mechanisms may correlate its authentication history, network activity, software integrity status, and operational dependencies. Based on the resulting risk assessment and established policies, the system may

initiate additional authentication, restrict selected communications, isolate nonessential services, or escalate the incident for human investigation.

The objective is to move from isolated security alerts toward coordinated, context-aware incident management.

Layer 11: Safety-Constrained Enforcement ensures that security responses and AI-supported operational decisions do not violate physical safety requirements. This layer is particularly important in industrial environments where security actions, automated decisions, or system reconfiguration can affect machinery, robotic motion, production processes, and human operators.

For example, isolating a compromised industrial gateway may be necessary to contain a cyber incident, but abruptly disconnecting a device that supports an essential control process could introduce additional operational hazards. Safety-constrained enforcement therefore evaluates protective actions against equipment dependencies, operating conditions, and established safety requirements.

The layer also addresses the need to constrain AI-generated actions within validated operating boundaries. Safety interlocks, safety PLCs, certified controllers, emergency-stop mechanisms, and other independently validated protective systems retain their designated safety authority.

AI orchestration may support risk assessment and response coordination, but it does not independently override established safety mechanisms or assume that a mathematically feasible action is physically safe.

Layer 12: Audit and Compliance Governance provides the mechanisms needed to document, evaluate, and demonstrate that security and operational activities conform to applicable policies and requirements.

Industrial AI systems generate a broad range of events, including authentication attempts, access decisions, model updates, configuration changes, anomaly alerts, safety interventions, and incident responses. Audit mechanisms preserve relevant records, including timestamps, device identities, model and policy versions, decision context, and authorization outcomes.

AI-assisted compliance monitoring can analyze these records to identify policy deviations, recurring weaknesses, unusual operational patterns, and potential governance gaps. It can also support cross-facility auditing and help organizations evaluate whether security and safety controls are being consistently applied.

However, automated compliance indicators function as assessment outputs rather than definitive proof of regulatory compliance. Formal compliance determinations require appropriate evidence, interpretation, and organizational accountability.

Together, these layers establish system-wide assurance: **security orchestration coordinates protection activities, safety-constrained enforcement preserves physical and operational boundaries, and audit and compliance governance establishes traceability and accountability.**

- **Cross-Layer AI Orchestration: Integrating Distributed Security and Governance Functions**

The vertical panel on the right side of Figure 9.1-B5 represents cross-layer AI orchestration. Its role is to coordinate information and protective actions across the four architectural domains rather than operate as an independent security layer.

This orchestration capability integrates nine related functions:

- **Identity Verification:** Correlates device, user, and application identities with authentication and authorization requirements.
- **Risk Assessment:** Evaluates potential threats and operational vulnerabilities using information from devices, networks, models, and system conditions.
- **Threat Detection:** Correlates communication, behavioral, and system-level observations to identify suspicious activity.
- **Policy Enforcement:** Coordinates authorized access restrictions, communication controls, configuration requirements, and security responses.
- **Federated Learning Security:** Monitors participating nodes, model updates, aggregation processes, and distributed training integrity.
- **Safety Validation:** Evaluates proposed actions and security responses against established physical and operational safety requirements.
- **Compliance Monitoring:** Reviews system behavior, configuration changes, and audit records against applicable policies and governance requirements.
- **Incident Response:** Coordinates detection, investigation, containment, recovery, and post-incident evaluation.
- **Enterprise Coordination:** Supports consistent security and governance practices across multiple facilities, operational domains, and distributed industrial platforms.

The integration of these functions allows security intelligence generated at one layer to inform decisions elsewhere in the architecture. For example, behavioral trust assessment may identify a suspicious device, communication threat detection may reveal associated network anomalies, and context-aware access control may restrict the device's permissions. Distributed security orchestration can then coordinate an appropriate response while safety-constrained enforcement evaluates the operational consequences.

This cross-layer interaction is particularly important in industrial AIoT environments because threats and failures can propagate across interconnected components. A compromised device may affect network reliability, introduce corrupted information into an AI model, or disrupt downstream operational processes. Coordinated orchestration helps the system evaluate these relationships rather than treating each event as an isolated technical problem.

Nevertheless, orchestration itself must be secured, governed, and designed for resilience.

Centralized coordination does not constitute a single point of operational failure. Essential local security and safety functions remain effective during communication interruptions, while consequential enforcement actions follow validated authorization procedures.

Toward Trustworthy Distributed Industrial AI

Figure 9.1-B5 illustrates that trustworthy industrial AI requires the integration of multiple protection and governance mechanisms across the complete AIoT ecosystem. Foundational trust establishes the legitimacy and integrity of participating devices. Communication defense protects information exchanges and restricts unauthorized network activity. Policy and model governance control access, distributed learning, and software integrity. System-wide assurance coordinates security responses, preserves physical safety boundaries, and supports operational accountability.

The cross-layer AI orchestration framework connects these domains by correlating security intelligence, evaluating risk, coordinating authorized policies, and supporting incident response across distributed infrastructure.

The architecture reflects a fundamental principle of industrial AI security: **trust cannot be established through device authentication, encryption, or AI-based threat detection alone. It must emerge from the coordinated protection of identities, behaviors, communications, models, operational policies, and physical processes.**

By integrating these capabilities, industrial organizations can establish a more resilient foundation for distributed AIoT operations in which intelligent devices and autonomous systems communicate, learn, and make decisions within defined security, governance, and safety

boundaries. The resulting framework supports the transition from conventionally connected industrial infrastructure toward **trustworthy, security-aware, and safety-constrained distributed industrial intelligence**.

The resulting network is substantially more capable than a conventional sensor grid. Individual nodes can interpret local observations, allocate sensing resources, recognize abnormal conditions, contribute to collective model improvement, and participate in authenticated communication under defined operational policies.

However, the architecture is not interpreted as a completely autonomous security system. Human oversight, security administration, independent safety engineering, and controlled operational procedures remain essential, particularly when decisions affect physical equipment, industrial processes, or human safety.

The central architectural principle is that **distributed intelligence must be matched by distributed trust and enforceable governance**. As the number of intelligent devices increases, security must scale with the intelligence, connectivity, and autonomy of the network.

Section 9.1 establishes the foundation for distributed AI intelligence at the device and sensing-network levels. Intelligent sensor nodes provide localized perception; adaptive sampling allocates sensing resources; anomaly detection supports autonomous local monitoring; federated learning enables collective model evolution; and secure orchestration maintains identity, trust, and policy compliance.

The next architectural challenge concerns how these distributed intelligence capabilities **integrate with larger edge-computing infrastructures and cloud-scale AI platforms**.

Individual IoT devices excel at localized perception, rapid event recognition, low-latency inference, and immediate responses. However, their computational capacity, memory, energy availability, and global situational awareness remain inherently limited. Edge gateways and regional computing platforms provide additional processing capacity, cross-device coordination, and localized data aggregation. Cloud platforms, in turn, offer large-scale computational resources for model training, global optimization, historical analysis, and enterprise-wide intelligence.

Bridging these capabilities requires **hybrid edge–cloud AI architectures**, in which computational workloads are intelligently distributed across embedded devices, edge servers, regional infrastructure, and cloud platforms.

Such architectures determine where inference takes place, which information is transmitted, how models evolve and are distributed, and how autonomous decisions are coordinated across

computational tiers. Their design also incorporates latency requirements, communication constraints, security boundaries, operational resilience, and continued operation during network or cloud-service disruptions.

This transition—from distributed AIoT sensing networks to coordinated edge–cloud intelligence—defines Section 9.2. The architectural focus consequently expands from intelligence distributed across individual devices to hierarchical collaboration among embedded AI systems, edge-computing infrastructure, and cloud-scale AI platforms.

f. Synthesis for AI-Driven IoT and Distributed Sensing Networks

The evolution from isolated intelligent devices to distributed cognitive ecosystems represents one of the most significant architectural shifts in modern embedded AI. While on-device intelligence enables localized perception, decision-making, and autonomy, AI-driven IoT architectures extend these capabilities across interconnected environments, allowing intelligence to emerge through coordination among many autonomous sensing agents. In this paradigm, cognition is no longer confined to individual devices. Instead, perception, reasoning, learning, and governance become distributed functions operating across a network of collaborating nodes.

This transformation fundamentally reshapes the role of sensing infrastructures. Traditional IoT systems primarily serve as data acquisition platforms, continuously collecting and transmitting measurements to centralized processing environments. AI-driven IoT networks, by contrast, embed intelligence throughout the sensing hierarchy. Sensor nodes perform local reasoning, adaptive sensing mechanisms focus attention on meaningful events, edge-level analytics identify anomalies in real time, federated learning enables collective adaptation, and governance frameworks provide the trust required for autonomous collaboration. Together, these capabilities create an intelligent sensing fabric capable of operating at scales ranging from individual facilities to cities, transportation networks, industrial ecosystems, and environmental monitoring infrastructures.

To consolidate these concepts, Table 9.1-B6 presents a synthesized view of the five foundational components that enable distributed cognitive systems. Rather than viewing these capabilities as independent technologies, the table organizes them as complementary architectural functions that collectively support environmental awareness, distributed decision-making, collaborative learning, and trustworthy operation. This framework provides a useful reference model for understanding how AI-driven IoT networks transform collections of sensors into adaptive, resilient, and continuously learning ecosystems.

AI-driven IoT systems derive their intelligence from the interaction of multiple architectural layers, each addressing a distinct aspect of distributed cognition. Some capabilities focus on improving perception at the individual device level, while others enable collaboration, adaptation, and governance across the broader network. Collectively, these layers form the foundation of distributed intelligence, allowing sensing infrastructures to move beyond passive monitoring and toward autonomous environmental awareness.

Table 9.1-B6 summarizes the five core architectural components of AI-driven IoT and distributed sensing networks. For each component, the table identifies its primary AI function, enabling

capabilities, and operational impact. Together, these elements illustrate how sensing, attention, situational awareness, learning, and governance interact to produce scalable and trustworthy distributed intelligence.

Table 9.1-B6 — Core Components of AI-Driven IoT and Distributed Sensing Networks

Component	AI Function	Key Capabilities	Operational Impact
AI-Enhanced Intelligent Sensor Nodes	On-device preprocessing and feature extraction	Lightweight encoders, noise suppression, semantic embeddings	Reduces bandwidth, improves latency, enables real-time local cognition
AI-Driven Event Detection & Adaptive Sampling	Context-aware sensing modulation	Event classifiers, dynamic sampling rates, energy-aware sensing	Extends battery life, focuses sensing on meaningful phenomena
Edge-Level AI Anomaly Detection	Local autonomous anomaly recognition	Autoencoders, density models, one-class classifiers	Enables rapid decentralized response without cloud dependency
Federated AI Learning Across Devices	Distributed model improvement	Local training, global aggregation, privacy-preserving updates	Allows continuous learning across diverse environments
Secure AI-Orchestrated Communication & Policy Enforcement	Cognitive governance and identity verification	AI-based authentication, policy engines, secure enclaves	Ensures trustworthy, tamper-resistant distributed operation

Understanding the Distributed Cognition Framework

Table 9.1-B6 presents AI-driven IoT as a distributed cognition framework composed of five interconnected functional pillars. A notable characteristic of the framework is that the components collectively mirror many of the functions associated with intelligent organisms: perception, attention, self-monitoring, learning, and governance. Although implemented through computational and networking technologies rather than biological processes, the resulting architecture exhibits comparable characteristics of awareness, adaptation, and

coordinated behavior.

The progression of components also illustrates how intelligence scales from the device level to the network level. The lower layers enhance local cognition, while the upper layers increasingly emphasize collaboration, collective learning, and operational trust.

Perceptual Foundation: Intelligent Sensor Nodes

The first component establishes the perceptual foundation of distributed intelligence. AI-enhanced sensor nodes transform raw observations into semantically meaningful representations through local feature extraction, filtering, and preprocessing. This capability reduces communication overhead while increasing responsiveness, enabling intelligence to begin at the point of observation rather than within a centralized analytics platform.

Attention Foundation: Adaptive Sensing

The second component introduces selective attention into the sensing process. AI-driven event detection and adaptive sampling mechanisms continuously evaluate contextual significance and dynamically allocate sensing resources where they provide the greatest value. This capability improves energy efficiency, extends device lifetime, and ensures that network resources remain focused on meaningful environmental events.

Awareness Foundation: Edge-Level Anomaly Detection

The third component expands local perception into situational awareness. Through anomaly-detection models deployed at the edge, devices independently recognize abnormal conditions and initiate local responses without waiting for cloud-based analysis. This capability increases resilience, reduces response latency, and enables decentralized operational awareness across geographically distributed environments.

Learning Foundation: Federated Intelligence

The fourth component introduces collective adaptation through federated learning. Rather than centralizing sensitive data, devices retain local observations and contribute only learned knowledge to the broader system. Through repeated learning and aggregation cycles, the network continuously improves its predictive and analytical capabilities while preserving privacy and reducing bandwidth requirements.

Governance Foundation: Trustworthy Distributed Operation

The fifth component provides the governance mechanisms necessary for secure autonomous collaboration. Identity verification, policy enforcement, authentication, behavioral monitoring, and communication security ensure that distributed intelligence remains trustworthy and

resilient against operational failures and cyber-physical threats. This layer provides the accountability and trust required for large-scale autonomous systems.

An Integrated Distributed Intelligence Architecture

Viewed collectively, the components presented in Table 9.1-B6 illustrate how distributed intelligence emerges from the coordination of multiple cognitive functions. Perception provides awareness of local conditions; adaptive sensing directs attention toward meaningful events; anomaly detection supports situational understanding; federated learning enables collective adaptation; and governance mechanisms maintain trust and control. No individual component is sufficient by itself. Together, however, they create a distributed cognitive architecture capable of monitoring, interpreting, learning from, and responding to complex environmental conditions in real time.

While Table 9.1-B6 provides a functional summary of the five foundational components of AI-driven IoT and distributed sensing networks, the relationships among these components are most clearly understood through a systems-level perspective. Distributed cognition emerges through the continuous interaction of perception, adaptive sensing, anomaly awareness, collaborative learning, and governance rather than through any single capability operating in isolation. Figure 9.1-B6 complements the tabular framework by presenting a layered architectural view of distributed intelligence, illustrating how these components interact to form a unified cognitive fabric capable of supporting real-time environmental awareness, network-wide adaptation, and trustworthy autonomous operation.

AI-driven IoT systems operate as layered cognitive ecosystems in which intelligence is distributed across sensing devices, edge nodes, learning infrastructures, and governance mechanisms. Information flows upward through the architecture as environmental observations are transformed into contextual understanding, anomaly awareness, and collective learning. At the same time, policies, trust mechanisms, and security controls flow downward to regulate device behavior and maintain operational integrity. This bidirectional interaction enables distributed networks to function as coherent intelligent systems despite being composed of many autonomous devices.

Figure 9.1-B6 presents this architecture as a distributed cognition stack, illustrating how localized sensing capabilities evolve into network-wide awareness, collaborative adaptation, and secure governance. The figure provides a structural blueprint for understanding how AI-driven IoT environments achieve scalable, resilient, and trustworthy distributed intelligence.

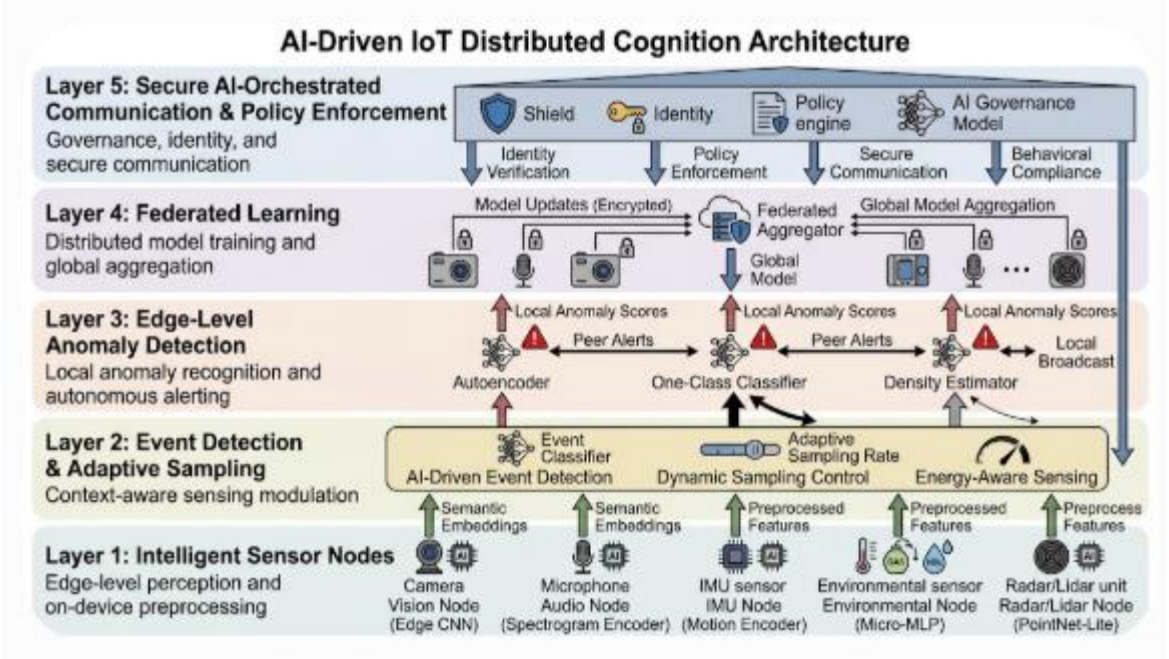

Figure 9.1-B6 — AI-Driven IoT Distributed Cognition Architecture

The figure illustrates the layered cognitive framework that enables distributed sensing networks to transform localized observations into collective intelligence. Intelligent sensor nodes generate semantic representations from raw observations, adaptive sensing mechanisms allocate attention dynamically, anomaly-detection models provide decentralized situational awareness, federated learning enables continuous network-wide adaptation, and secure governance mechanisms ensure trustworthy operation. Together, these layers create a distributed intelligence fabric capable of supporting real-time environmental awareness and autonomous system-level behavior.

Legend

- ***Device Icons:*** *Represent heterogeneous IoT sensors (vision, audio, IMU, environmental, radar/lidar).*
- ***Micro-AI Badges:*** *Indicate on-device preprocessing and feature extraction.*
- ***Classifier Icons:*** *Represent event detection and adaptive sampling modules.*
- ***Anomaly Models:*** *Autoencoders, one-class classifiers, and density estimators used for local anomaly detection.*
- ***Encrypted Update Packets:*** *Federated learning contributions sent securely to the global aggregator.*
- ***Governance Icons:*** *Shield, key, and policy document symbols representing identity, security, and policy enforcement.*
- ***Upward Arrows:*** *Flow of perception, embeddings, anomaly scores, and model updates.*
- ***Downward Arrows:*** *Flow of governance, identity verification, and policy constraints.*

Understanding the Distributed Cognition Architecture

Figure 9.1-B6 presents AI-driven IoT as a **distributed cognition architecture** in which intelligence emerges through the coordinated interaction of sensing, perception, adaptation, learning, and governance mechanisms operating across a network of autonomous devices. Rather than concentrating decision-making within a centralized platform, the architecture distributes cognitive responsibilities throughout the sensing hierarchy, allowing intelligence to develop progressively from local observations to network-wide awareness and collective learning.

The figure illustrates a layered progression of capabilities that collectively transform conventional IoT infrastructures into adaptive cognitive ecosystems. Beginning with intelligent sensing at the network edge and extending through anomaly awareness, collaborative learning, and security governance, each layer contributes a distinct function while simultaneously supporting the capabilities of adjacent layers. The resulting architecture demonstrates how localized cognition evolves into environment-scale intelligence capable of supporting autonomous operation across complex industrial, urban, and environmental systems.

Layer 1: Intelligent Sensor Nodes as the Foundation of Distributed Perception

The lowest layer of the architecture consists of AI-enhanced intelligent sensor nodes that serve as the network's perceptual interface with the physical world. Cameras, microphones, inertial measurement units (IMUs), environmental sensors, and radar or LiDAR systems continuously observe their surroundings and generate streams of raw sensory information.

A significant architectural feature of this layer is the use of **on-device preprocessing and feature extraction**. Rather than transmitting raw sensor data, embedded AI models transform observations into compact semantic representations, embeddings, or preprocessed features that can be consumed by higher-level intelligence services. This approach reduces communication overhead while improving responsiveness and scalability.

The figure highlights the diversity of sensing modalities participating in distributed cognition. Vision nodes, audio systems, motion sensors, environmental monitors, and spatial sensing platforms each contribute specialized perspectives on environmental conditions. Collectively, these sensing modalities form the perceptual foundation from which higher-order intelligence emerges.

Layer 2: Event Detection and Adaptive Sampling as Network Attention

The second layer introduces context-aware event detection and adaptive sampling control. While the sensing layer generates observations continuously, not all observations possess equal

significance. AI-driven event classifiers therefore evaluate incoming information and determine which environmental changes warrant additional attention.

This capability can be understood as a distributed form of **machine attention**. Similar to biological cognitive systems that selectively focus on relevant stimuli, AI-driven IoT networks selectively allocate sensing resources according to contextual importance. Adaptive sampling mechanisms may increase observation frequency when unusual conditions emerge or reduce sensing activity during stable operating periods.

The figure shows dynamic sampling control and energy-aware sensing operating alongside event classification. Together, these functions ensure that sensing resources are allocated efficiently, reducing energy consumption while preserving awareness of important environmental events.

Layer 3: Edge-Level Anomaly Detection as Distributed Situational Awareness

The third layer expands local perception into decentralized situational awareness. At this stage, AI models evaluate incoming features and observations to identify unexpected or potentially significant conditions.

The architecture incorporates multiple anomaly-detection approaches, including autoencoders, one-class classifiers, and density-estimation techniques. Each method contributes a different analytical perspective for recognizing deviations from expected operational behavior.

An important feature illustrated in the figure is the exchange of local anomaly scores and peer alerts among nodes. This capability enables devices to communicate potential concerns before conditions escalate into larger failures. As a result, anomaly detection becomes more than an isolated analytical task; it evolves into a mechanism for creating distributed awareness throughout the network.

This layer represents a critical transition from simple environmental observation to active environmental interpretation.

Layer 4: Federated Learning as Collective Intelligence Formation

The fourth layer introduces federated learning, the mechanism through which distributed experience is transformed into collective knowledge. Rather than centralizing raw sensor observations, participating devices contribute encrypted model updates that summarize what has been learned locally.

The figure illustrates the interaction between local model updates, the federated aggregator, and the resulting global model. Through repeated aggregation and redistribution cycles,

knowledge acquired by individual nodes becomes available to the broader network without requiring the movement of sensitive data.

This architecture enables continuous model improvement while preserving privacy and reducing communication costs. More importantly, it transforms isolated learning processes into a collaborative learning ecosystem. The intelligence of the network therefore becomes greater than the intelligence of any individual node because each participant benefits from experiences gathered across the entire sensing environment.

The federated learning layer serves as the primary mechanism through which distributed cognition evolves over time.

Layer 5: Secure AI-Orchestrated Communication and Policy Enforcement as Cognitive Governance

The highest layer of the architecture provides governance, trust, and security functions that regulate the operation of the entire cognitive ecosystem. Distributed intelligence cannot function effectively unless participating devices can be authenticated, communications can be protected, and operational policies can be consistently enforced.

The figure depicts identity verification, policy enforcement, secure communication channels, and behavioral compliance mechanisms operating across the network. These functions ensure that devices behave according to established policies while protecting the integrity of learning processes and information exchange.

An especially important observation is that governance flows downward through the architecture. While intelligence flows upward from sensing to learning, governance mechanisms provide the constraints and safeguards that maintain trustworthy operation. This bidirectional relationship between cognition and governance is a defining characteristic of modern AI-enabled cyber-physical systems.

The Dual Flow of Intelligence and Governance

One of the most significant insights provided by Figure 9.1-B5 is the existence of two complementary flows operating simultaneously throughout the architecture.

The **upward flow** represents the progression of cognition:

- Raw observations become semantic features.
- Semantic features become detected events.
- Events become anomaly assessments.

- Anomaly assessments contribute to learning updates.
- Learning updates contribute to collective intelligence.

Conversely, the **downward flow** represents governance:

- Policies define acceptable behavior.
- Identity services verify participants.
- Communication controls protect information exchange.
- Compliance mechanisms regulate device actions.
- Security policies constrain autonomous decision-making.

Together, these opposing flows create a balanced architecture in which intelligence can expand and adapt while remaining aligned with operational objectives and security requirements.

From Distributed Sensing to Environment-Scale Intelligence

Viewed as a whole, Figure 9.1-B6 illustrates the architectural evolution of IoT systems from passive sensing infrastructures into fully distributed cognitive ecosystems. The figure demonstrates that intelligence in AI-driven IoT environments emerges not from a single algorithm or centralized platform but from the coordinated interaction of perception, attention, anomaly awareness, collaborative learning, and governance mechanisms distributed throughout the network.

The architecture highlights a fundamental principle of modern AIoT design: **collective intelligence emerges when autonomous sensing nodes are able to perceive locally, reason contextually, learn collaboratively, and operate within a secure governance framework**. Through this integration, distributed sensing networks become capable of real-time environmental awareness, adaptive infrastructure management, continuous learning, and increasingly sophisticated forms of system-level autonomy.

g. Conclusion for AI-Driven IoT and Distributed Sensing Networks

AI-driven IoT and distributed sensing networks represent a fundamental evolution in the architecture of embedded intelligence. Whereas traditional sensing infrastructures were primarily designed to collect, transmit, and store data, modern AI-enabled networks are increasingly capable of perceiving, interpreting, learning from, and responding to environmental conditions in real time. Intelligence is no longer confined to a centralized computing platform or a single embedded device. Instead, it emerges through the coordinated interaction of intelligent sensor nodes, adaptive sensing mechanisms, anomaly-detection systems, collaborative learning frameworks, and secure governance infrastructures distributed throughout the network.

The architectural components examined in this section collectively demonstrate how distributed cognition is achieved. AI-enhanced sensor nodes provide localized perception and semantic understanding at the point of observation. Adaptive event detection and sampling mechanisms direct computational and sensing resources toward meaningful environmental phenomena. Edge-level anomaly-detection systems enable rapid decentralized awareness and response. Federated learning supports continuous network-wide adaptation while preserving data privacy and reducing communication overhead. Finally, AI-orchestrated communication, identity management, and policy enforcement establish the trust and governance necessary for secure autonomous operation.

Taken together, these capabilities transform IoT systems from passive telemetry infrastructures into active cognitive ecosystems. The resulting networks are capable of generating environment-scale situational awareness, coordinating behavior across large numbers of devices, and continuously improving their intelligence through distributed learning processes. This progression reflects a broader shift in the role of AI within cyber-physical systems: intelligence increasingly becomes a property of the network rather than a capability of any individual component.

A notable characteristic of AI-driven IoT architectures is their ability to balance local autonomy with collective intelligence. Individual devices retain the ability to perform independent perception, analysis, and decision-making, while simultaneously participating in larger collaborative processes that support shared awareness and adaptation. This dual capability enables distributed sensing networks to remain responsive under local operating conditions while also benefiting from knowledge and experiences accumulated across the broader ecosystem. Consequently, these architectures provide a foundation for scalable, resilient, and adaptive intelligent systems capable of operating across highly dynamic environments.

The concepts explored throughout this section also highlight the convergence of several

technological domains, including embedded AI, edge computing, distributed systems, machine learning, cybersecurity, and autonomous control. Successful AIoT deployments require the integration of all these disciplines into a coherent architectural framework capable of supporting perception, learning, communication, and governance simultaneously. As intelligent infrastructures continue to expand across industrial facilities, transportation systems, smart cities, environmental monitoring networks, and critical infrastructure, such integrated architectures will become increasingly important for achieving reliable and trustworthy autonomous operation.

More broadly, AI-driven IoT and distributed sensing networks illustrate the transition from **local cognition** to **collective perception**. Individual devices contribute localized observations and specialized knowledge, while the network transforms these contributions into a shared understanding of complex environments. Through this process, intelligence becomes distributed, collaborative, and continuously adaptive, enabling forms of awareness and decision-making that would be impossible for isolated devices acting independently.

Viewed in conjunction with the preceding discussion of on-device embedded AI, this section completes a foundational progression in embedded intelligence architecture. On-device AI establishes the capabilities required for localized cognition and autonomous operation at the edge, while AI-driven IoT networks extend these capabilities across interconnected ecosystems to create distributed environmental awareness and collaborative intelligence. Together, these architectural paradigms form the foundation upon which more advanced edge-cloud, hybrid AI, and large-scale autonomous systems are built, providing the essential building blocks for the next generation of intelligent cyber-physical environments.

Summary

Section 9.1: Embedded Intelligence and Distributed AI-Driven IoT (AIoT) Sensing Networks

Section 9.1, **Embedded Intelligence and Distributed AI-Driven IoT (AIoT) Sensing Networks**, establishes the architectural foundation for distributing artificial intelligence across physical devices, intelligent sensors, and interconnected sensing networks. It examines how AI capabilities are moving beyond centralized cloud platforms and becoming embedded directly into resource-constrained devices, enabling localized perception, real-time inference, autonomous responses, and collaborative learning. This transition transforms conventional IoT infrastructures from passive data-collection systems into distributed intelligent environments capable of interpreting their surroundings, adapting to changing conditions, and coordinating actions with limited dependence on centralized computing resources.

The first part of the section examines **on-device embedded AI processing**, emphasizing the computational, architectural, and safety requirements of deploying intelligence directly within embedded hardware.

The discussion begins with **ultra-low-power on-device AI inference engines**, which provide the computational foundation for localized intelligence. Through specialized microcontrollers, digital signal processors, neural processing units, and dedicated AI accelerators, embedded devices can execute inference workloads within constrained energy, memory, and processing budgets. Techniques such as memory optimization, low-precision computation, operator fusion, and hardware-aware execution enable increasingly capable AI models to operate within the physical limitations of embedded platforms.

Building upon this computational foundation, **AI model compression, quantization, and pruning** address the challenge of deploying sophisticated models within limited hardware resources. Quantization reduces numerical precision and model-storage requirements, pruning removes redundant parameters or structures, and knowledge distillation transfers useful capabilities from larger teacher models into smaller student models. Combined with graph optimization and hardware-aware compilation, these techniques make AI models more suitable for resource-constrained edge deployment while balancing accuracy, computational efficiency, memory consumption, and energy requirements.

The section then explores **deterministic AI control loops and real-time decision execution**, where the primary concern shifts from computational capability to predictable operational behavior. Embedded AI systems must execute perception, inference, decision-making, and actuation within application-specific timing constraints. Static execution planning, bounded memory allocation, real-time operating systems, worst-case execution-time analysis, and

synchronized sensor-to-actuator pipelines help establish predictable execution behavior. Particular attention is given to the distinction between computational determinism and functional safety: meeting real-time deadlines does not, by itself, establish that an AI-driven action is safe.

Next, **on-device multimodal AI sensor fusion pipelines** demonstrate how embedded intelligence can combine information from heterogeneous sensing modalities, including vision, audio, inertial measurement units, radar, lidar, and environmental sensors. Modality-specific feature extraction, temporal synchronization, cross-modal fusion, contextual state estimation, and confidence assessment allow embedded systems to construct richer representations of their physical environments. The discussion also emphasizes missing-sensor conditions, uncertainty management, graceful degradation, and latency-bounded execution, recognizing that sensor diversity alone does not guarantee reliable perception.

The final topic in this part, **safety-critical embedded AI autonomy and failsafe cognitive mechanisms**, addresses the need to constrain autonomous behavior under uncertainty, sensor faults, unexpected operating conditions, and potential system failures. Uncertainty estimation, out-of-distribution detection, heterogeneous redundancy, deterministic safety constraints, watchdog mechanisms, hardware isolation, and context-aware fallback policies provide complementary layers of protection.

A central principle emerges: **AI confidence is not proof of safety, and an AI system cannot serve as the sole authority for validating the safety of its own decisions.** Trustworthy physical autonomy therefore depends on independent safety supervision, effective fault containment, and controlled fallback mechanisms. These safeguards preserve essential protective functions, constrain potentially unsafe actions, and support appropriate transitions to restricted or safe operating modes when the reliability of AI-supported decisions cannot be established.

The second part of Section 9.1 extends these principles from individual embedded devices to **AI-driven IoT and distributed sensing networks**. Rather than treating each sensor as an isolated computational endpoint, this architecture views interconnected sensor nodes as collaborative participants in a broader distributed intelligence system.

The discussion begins with **AI-enhanced intelligent sensor nodes with on-device preprocessing**. These nodes perform localized signal conditioning, noise reduction, feature extraction, data normalization, and AI-based interpretation before transmitting information to other network components. By converting raw measurements into structured features, semantic representations, or compact learned embeddings, intelligent sensor nodes reduce unnecessary communication and support more efficient downstream processing. However, raw

observations may still be retained or selectively transmitted when detailed diagnostics, verification, or model development requires them.

Building upon localized perception, **AI-driven event detection and adaptive sampling strategies** introduce an intelligent mechanism for controlling when, how frequently, and at what resolution sensors acquire information. Instead of relying exclusively on fixed-rate sampling, AI-enabled nodes can adjust their sensing behavior according to event significance, confidence, environmental changes, and application requirements. Event-triggered sampling, predictive sampling, confidence-driven acquisition, and context-aware resource allocation help balance energy consumption, communication overhead, detection latency, and information quality. This establishes sensing as an adaptive process rather than a passive, continuously repeated measurement operation.

The next topic, **edge-level AI anomaly detection and autonomous local alerting**, extends intelligence from recognizing significant events to identifying deviations from expected operating behavior. Compact anomaly-detection models, including autoencoders, one-class classifiers, statistical learning methods, and lightweight neural networks, can identify unusual patterns in industrial machinery, building environments, infrastructure, and distributed sensor networks. Local alerting enables devices and gateways to initiate appropriate monitoring, notification, or escalation procedures without waiting for centralized analysis. When observations from multiple nodes are correlated, localized anomalies can also contribute to network-wide detection of emerging faults, environmental changes, and potential cyber-physical threats. An important distinction is maintained between event detection, which identifies noteworthy occurrences, and anomaly detection, which evaluates deviations from established behavioral expectations.

The section then examines **federated AI learning across distributed IoT devices**, introducing collaborative model improvement without requiring participating devices to centralize their raw sensor data. Each device performs local model training using its own observations and contributes parameter updates or model deltas to a federated aggregation process. A coordinator or hierarchical aggregation architecture combines eligible contributions to produce an updated global model, which can subsequently be redistributed to participating devices. Secure aggregation, differential privacy, update validation, and participant management provide complementary protections and governance mechanisms. Federated learning therefore enables distributed intelligence to evolve through collective experience while reducing the need to transfer sensitive or bandwidth-intensive raw telemetry. Nevertheless, model updates can still present privacy and security risks, and appropriate protection, validation, and governance remain necessary.

Finally, **secure AI-orchestrated communication, identity, and policy enforcement in industrial IoT** establishes the trust and governance foundation required for secure collaboration among distributed intelligent devices. Cryptographic authentication, hardware-rooted identity, behavioral trust assessment, communication threat detection, secure data exchange, network segmentation, and context-aware access control protect interactions across the network. Additional mechanisms govern federated-learning participation, model and firmware integrity, distributed security orchestration, auditability, and safety-constrained enforcement. AI enhances these mechanisms through contextual assessment, behavioral analysis, and adaptive threat detection, while cryptographic protocols, explicit authorization policies, and independent safety controls provide enforceable protection. The overarching principle is that distributed intelligence must be accompanied by distributed trust and verifiable governance.

Taken together, the two parts of Section 9.1 establish a comprehensive architectural progression:

- **Embedded computational intelligence:** Devices acquire the hardware and software capabilities required to execute AI locally.
- **Resource-efficient model execution:** Compression, quantization, pruning, and hardware-aware optimization make AI deployment practical under embedded constraints.
- **Real-time and safety-constrained autonomy:** Deterministic execution strategies, multimodal perception, uncertainty management, and failsafe mechanisms support reliable physical interaction.
- **Distributed sensing and local perception:** Intelligent sensor nodes transform raw measurements into meaningful information.
- **Adaptive sensing and anomaly recognition:** Event-driven acquisition and local anomaly detection enable responsive monitoring and early identification of abnormal conditions.
- **Collaborative model evolution:** Federated learning allows distributed devices to contribute to shared intelligence without routinely centralizing their raw observations.
- **Secure orchestration and governance:** Identity, communication protection, access control, model integrity, and safety constraints establish the trust framework for distributed operation.

The central architectural insight of Section 9.1 is that intelligence in Physical AI and AIoT systems is no longer confined to a centralized computational platform. It is distributed across embedded processors, intelligent sensor nodes, edge-connected devices, and collaborative learning networks. Individual devices provide localized perception and rapid response, while

network-level mechanisms enable adaptive sensing, collective learning, and coordinated governance. This distribution improves responsiveness, resource efficiency, operational resilience, and the ability to function under intermittent connectivity, provided that computational constraints, communication limitations, security requirements, and physical safety boundaries are properly addressed.

Although on-device intelligence and distributed sensing establish a powerful foundation, individual embedded devices and IoT networks remain constrained by their available computational resources and limited global context. More complex AI workloads, cross-device optimization, large-scale model training, and enterprise-wide coordination require cooperation with more capable computing infrastructures.

This leads to the next architectural stage: **hybrid edge–cloud AI systems**, in which embedded devices, edge gateways, regional computing platforms, and cloud services operate as interconnected tiers of a unified intelligence architecture. Section 9.2 examines how these computational resources can be coordinated through intelligent workload partitioning, cloud-assisted industrial AI models, latency-aware inference placement, hierarchical decision-making, and resilient edge–cloud collaboration. The architectural progression therefore moves from intelligence embedded within individual devices and distributed sensing networks toward a broader, coordinated ecosystem of edge–cloud intelligence.

Assessments & Exercises

Section 9.1: Embedded Intelligence and Distributed AI-Driven IoT (AIoT) Sensing Networks

PART I — MULTIPLE CHOICE QUESTIONS (10 Questions)

Instructions: Select the most appropriate answer for each question.

1. Which characteristic most clearly distinguishes on-device embedded AI from cloud-centric AI architectures?

A. Large-scale data storage capabilities
B. Execution of AI inference directly within the endpoint device
C. Continuous dependence on high-bandwidth network connectivity
D. Centralized model training across multiple regions

2. In the context of embedded AI systems, the term local cognition refers to:

A. Global coordination among multiple sensing networks
B. Cloud-based orchestration of distributed devices
C. Intelligent perception and decision-making occurring within an individual device
D. Federated aggregation of model updates

3. Which architectural component enables sophisticated neural-network models to operate within the memory and power constraints of embedded hardware?

A. Federated aggregation
B. Model compression and quantization
C. Distributed governance engines
D. Adaptive routing protocols

4. Deterministic AI control loops are primarily designed to provide:

A. Large-scale cloud scalability
B. Dynamic internet connectivity
C. Predictable and time-bounded decision execution
D. Long-term data archival capabilities

5. The primary purpose of multimodal sensor fusion in embedded AI systems is to:

A. Replace all traditional sensors with neural networks
B. Reduce the need for model training
C. Combine multiple sensing modalities into a unified environmental representation
D. Eliminate communication between edge devices

6. In AI-driven IoT sensing networks, adaptive sampling is used to:

A. Increase sampling rates continuously regardless of conditions
B. Eliminate the use of AI models at sensing nodes
C. Dynamically adjust sensing behavior based on context and event significance
D. Store all sensor readings in centralized cloud repositories

7. Which of the following best describes the role of edge-level anomaly detection?

A. Performing software updates across the network
B. Detecting abnormal conditions locally before cloud analysis is required
C. Encrypting all network traffic
D. Replacing federated learning algorithms

8. What is the principal advantage of federated learning in distributed IoT environments?

A. It removes the need for machine learning models.
B. It centralizes all sensor data for analysis.
C. It enables collaborative model improvement while keeping raw data local.
D. It guarantees identical data distributions across all devices.

9. In the Federated Averaging (FedAvg) algorithm, model updates are typically weighted according to:

A. Device battery level
B. Device geographic location
C. Number of local training samples available on each device
D. Age of the deployed hardware

10. Secure AI-orchestrated communication and policy enforcement primarily provide:

A. Increased model size for deep learning systems
B. Governance, trust, identity verification, and secure network operation
C. Additional cloud storage capacity
D. Sensor hardware redundancy

PART II — SCENARIO-BASED ANALYSIS (3 Scenarios)

Scenario 1: Smart Manufacturing Facility

A smart manufacturing facility deploys hundreds of AI-enabled machines equipped with vibration sensors, thermal sensors, cameras, and embedded AI processors. Each machine

performs local anomaly detection and predictive maintenance analysis. The facility also uses federated learning to continuously improve failure-prediction models across all machines without transferring raw production data to a central server.

Questions

1. Identify at least three architectural pillars of on-device embedded AI operating within this environment.
2. Explain how multimodal sensor fusion could improve predictive maintenance accuracy compared to using a single sensor modality.
3. Discuss the advantages of federated learning over centralized training in this manufacturing scenario.
4. Describe how edge-level anomaly detection contributes to operational resilience and reduced downtime.
5. Explain the role of secure AI-orchestrated communication in protecting the facility against cyber-physical threats.

Scenario 2: Smart City Environmental Monitoring Network

A city deploys thousands of intelligent environmental monitoring nodes throughout urban neighborhoods. These devices measure air quality, temperature, humidity, traffic conditions, and noise levels. AI-enhanced sensor nodes perform local preprocessing, adaptive sampling, and anomaly detection before communicating with edge gateways. The system must operate efficiently despite limited battery capacity and varying network conditions.

Questions

1. Explain how AI-enhanced sensor nodes reduce communication overhead compared to traditional IoT sensing architectures.
2. Describe how adaptive sampling could improve battery life while maintaining environmental awareness.
3. Suppose an environmental sensor detects an unusual increase in pollutant concentration. Explain how the anomaly-detection and alerting pipeline would process this event.
4. Discuss the benefits of local anomaly detection when network connectivity becomes intermittent or unavailable.

5. Analyze how collective perception emerges from the interaction of thousands of distributed sensing nodes.

Scenario 3: Autonomous Transportation Infrastructure

A metropolitan transportation authority deploys an AIoT system consisting of smart traffic signals, roadside sensing units, connected vehicles, and edge-computing platforms. The system continuously learns traffic patterns using federated learning while enforcing strict cybersecurity and safety requirements. Real-time traffic anomalies must be detected and acted upon immediately to maintain safe traffic flow.

Questions

1. Distinguish between local cognition and collective perception within this transportation infrastructure.
2. Explain why deterministic AI control loops are essential for intelligent traffic management systems.
3. Describe how federated learning enables the transportation network to improve traffic prediction models while protecting privacy.
4. Analyze the role of severity assessment and risk-based escalation when an abnormal traffic condition is detected.
5. Evaluate how secure AI-orchestrated communication, identity management, and policy enforcement contribute to trustworthy autonomous transportation operations.

PART III — CRITICAL THINKING CHALLENGE

Integrative Analysis

Compare and contrast **On-Device Embedded AI** and **AI-Driven IoT and Distributed Sensing Networks** as complementary architectural approaches.

In your response, address:

- Computational location and intelligence distribution
- Latency and responsiveness requirements
- Scalability considerations
- Security and privacy implications

- Learning and adaptation mechanisms
- Suitable application domains
- The relationship between local cognition and collective perception

Support your discussion with examples from industrial, transportation, healthcare, smart-city, or environmental monitoring deployments.

Solutions & Model Answers

Section 9.1: Embedded Intelligence and Distributed AI-Driven IoT (AIoT) Sensing Networks

PART I — MULTIPLE CHOICE QUESTIONS (Solutions)

1. Which characteristic most clearly distinguishes on-device embedded AI from cloud-centric AI architectures?

Answer: B. Execution of AI inference directly within the endpoint device

Justification: On-device AI performs inference locally using embedded processors, NPUs, DSPs, or microcontrollers, enabling low-latency decision-making without continuous dependence on cloud connectivity.

2. In the context of embedded AI systems, the term local cognition refers to:

Answer: C. Intelligent perception and decision-making occurring within an individual device

Justification: Local cognition describes intelligence that resides directly in the device, allowing it to perceive, interpret, and respond independently to environmental conditions.

3. Which architectural component enables sophisticated neural-network models to operate within the memory and power constraints of embedded hardware?

Answer: B. Model compression and quantization

Justification: Compression, pruning, quantization, and related optimization techniques reduce model size and computational requirements while maintaining acceptable performance.

4. Deterministic AI control loops are primarily designed to provide:

Answer: C. Predictable and time-bounded decision execution

Justification: Deterministic control loops ensure that AI decisions occur within specified timing constraints, which is critical for safety-sensitive and real-time systems.

5. The primary purpose of multimodal sensor fusion in embedded AI systems is to:

Answer: C. Combine multiple sensing modalities into a unified environmental representation

Justification: Sensor fusion integrates information from diverse sensors such as cameras, microphones, IMUs, radar, and environmental sensors to improve situational awareness and decision accuracy.

6. In AI-driven IoT sensing networks, adaptive sampling is used to:

Answer: C. Dynamically adjust sensing behavior based on context and event significance

Justification: Adaptive sampling allocates sensing resources more efficiently by increasing observation rates during significant events and reducing them during normal conditions.

7. Which of the following best describes the role of edge-level anomaly detection?

Answer: B. Detecting abnormal conditions locally before cloud analysis is required

Justification: Edge-level anomaly detection allows devices to identify unusual conditions and initiate responses immediately, reducing latency and dependence on remote infrastructure.

8. What is the principal advantage of federated learning in distributed IoT environments?

Answer: C. It enables collaborative model improvement while keeping raw data local

Justification: Federated learning improves collective model performance without requiring centralized access to sensitive or private local datasets.

9. In the Federated Averaging (FedAvg) algorithm, model updates are typically weighted according to:

Answer: C. Number of local training samples available on each device

Justification: Devices with larger local datasets contribute proportionally more to the updated global model during aggregation.

10. Secure AI-orchestrated communication and policy enforcement primarily provide:

Answer: B. Governance, trust, identity verification, and secure network operation

Justification: These mechanisms establish authentication, communication security, behavioral compliance, policy enforcement, and operational trust across distributed AI systems.

PART II — SCENARIO-BASED ANALYSIS (Model Answers)

Scenario 1: Smart Manufacturing Facility

1. Identify at least three architectural pillars of on-device embedded AI operating within this environment.

Model Answer:

Several architectural pillars of on-device embedded AI are evident:

- **Ultra-Low-Power AI Inference Engines** perform local predictive maintenance inference directly on the machines.
- **Multimodal Sensor Fusion Pipelines** combine vibration, thermal, and visual observations to improve fault assessment.
- **Deterministic AI Decision Loops** support timely operational decisions and machine control.
- **Safety-Critical AI Autonomy and Failsafe Mechanisms** help initiate warnings or safe shutdown procedures when severe faults are detected.
- **AI Model Compression and Quantization** allow sophisticated predictive maintenance models to run efficiently on embedded hardware.

2. Explain how multimodal sensor fusion could improve predictive maintenance accuracy compared to using a single sensor modality.

Model Answer:

A single sensor provides only a partial view of a machine's condition. Vibration data may reveal mechanical wear, thermal sensors may indicate overheating, and cameras may detect visual signs of degradation. By combining these diverse inputs, sensor fusion creates a more comprehensive representation of machine health. As a result, faults can often be identified earlier and more accurately than would be possible using a single sensing modality alone.

3. Discuss the advantages of federated learning over centralized training in this manufacturing scenario.

Model Answer:

Federated learning allows each machine to train on its own operational data without transferring sensitive production information to a central repository. This approach:

- Preserves data privacy.
- Reduces network bandwidth consumption.
- Supports compliance with industrial security policies.
- Allows facilities to benefit from collective learning without exposing proprietary operational data.
- Enables continuous model improvement across the manufacturing network.

4. Describe how edge-level anomaly detection contributes to operational resilience and reduced downtime.

Model Answer:

Edge-level anomaly detection identifies abnormal conditions directly on the machine rather than waiting for cloud-based analysis. Early detection enables localized alerts and corrective actions before failures become critical. This reduces response time, helps prevent equipment damage, minimizes unplanned downtime, and improves overall system resilience.

5. Explain the role of secure AI-orchestrated communication in protecting the facility against cyber-physical threats.

Model Answer:

Secure AI-orchestrated communication authenticates devices, encrypts information exchanges, monitors behavioral compliance, and enforces communication policies. These mechanisms help prevent unauthorized access, device impersonation, data tampering, and malicious control actions that could disrupt manufacturing processes or create safety hazards.

Scenario 2: Smart City Environmental Monitoring Network

1. Explain how AI-enhanced sensor nodes reduce communication overhead compared to traditional IoT sensing architectures.

Model Answer:

AI-enhanced sensor nodes perform local preprocessing and feature extraction before communication occurs. Instead of transmitting large volumes of raw sensor data, they generate compact embeddings, event summaries, or anomaly indicators. This significantly reduces communication requirements while preserving useful information.

2. Describe how adaptive sampling could improve battery life while maintaining environmental awareness.

Model Answer:

Adaptive sampling adjusts sensing frequency according to environmental conditions. During stable conditions, sampling rates can be reduced to conserve energy. When unusual conditions are detected, sampling rates increase to gather more detailed information. This approach balances energy efficiency with situational awareness.

3. Suppose an environmental sensor detects an unusual increase in pollutant concentration. Explain how the anomaly-detection and alerting pipeline would process this event.

Model Answer:

The sensor node first preprocesses the data and compares it against learned normal operating patterns. If the pollutant concentration significantly deviates from expected behavior, the anomaly detection model generates an anomaly score and classifies the event by severity. Depending on the assessed risk level, the node may increase sampling frequency, generate a local alert, notify nearby edge infrastructure, or escalate the issue to higher-level monitoring systems.

4. Discuss the benefits of local anomaly detection when network connectivity becomes intermittent or unavailable.

Model Answer:

Local anomaly detection allows devices to continue monitoring and responding to environmental conditions without cloud access. Important events can still be detected and acted upon even during communication disruptions, improving network resilience and maintaining operational continuity.

5. Analyze how collective perception emerges from the interaction of thousands of distributed sensing nodes.

Model Answer:

Each sensing node provides a localized perspective of its environment. Through communication, data sharing, and coordinated analysis, these local observations combine into a larger environmental model. The resulting system-level awareness allows the network to identify regional trends, detect widespread anomalies, and support city-scale decision-making that no single sensor could accomplish independently.

Scenario 3: Autonomous Transportation Infrastructure

1. Distinguish between local cognition and collective perception within this transportation infrastructure.

Model Answer:

Local cognition refers to intelligence operating within individual devices such as smart traffic signals or roadside sensors. These devices perform localized perception and decision-making. Collective perception emerges when multiple devices share observations and collaborate to create a system-wide understanding of traffic conditions, road hazards, and transportation dynamics.

2. Explain why deterministic AI control loops are essential for intelligent traffic management systems.

Model Answer:

Traffic-management systems often operate in safety-critical environments where timing precision is essential. Deterministic control loops ensure that traffic signals, hazard warnings, and routing decisions occur within predictable time limits, reducing uncertainty and supporting safe transportation operations.

3. Describe how federated learning enables the transportation network to improve traffic prediction models while protecting privacy.

Model Answer:

Each device trains traffic prediction models using locally observed traffic patterns. Rather than transmitting raw traffic data, devices send model updates to a federated coordinator. The coordinator aggregates these contributions into an improved global model, enabling network-wide improvement while preserving local data privacy.

4. Analyze the role of severity assessment and risk-based escalation when an abnormal traffic condition is detected.

Model Answer:

Risk-based escalation allows the system to adjust responses based on the seriousness of detected conditions. Minor traffic congestion may only require monitoring, while major accidents or hazardous conditions may trigger alerts, rerouting strategies, emergency responses, or traffic-control interventions. This graduated response improves operational efficiency and reduces unnecessary alerts.

5. Evaluate how secure AI-orchestrated communication, identity management, and policy enforcement contribute to trustworthy autonomous transportation operations.

Model Answer:

These mechanisms ensure that only authorized devices participate in decision-making processes. Authentication verifies device identities, encryption protects communications, and policy enforcement maintains compliance with operational and safety requirements. Together, they protect the transportation infrastructure from malicious interference and help maintain public trust.

PART III — CRITICAL THINKING CHALLENGE — INTEGRATIVE ANALYSIS

Model Answer

On-device embedded AI and AI-driven IoT networks represent complementary architectural approaches that operate at different levels of intelligence distribution.

On-device embedded AI concentrates intelligence within individual devices. Computation occurs locally, enabling ultra-low-latency responses, enhanced privacy, deterministic behavior, and operation under intermittent connectivity. Typical applications include autonomous robots, smart wearables, industrial controllers, medical devices, and vehicle control systems.

AI-driven IoT and distributed sensing networks extend intelligence across interconnected devices. Individual nodes perform local perception, but collective perception emerges through communication, collaboration, federated learning, and distributed decision-making. Examples include smart cities, intelligent transportation systems, environmental monitoring networks, and industrial IoT deployments.

From a computational perspective, on-device AI prioritizes local cognition, while AIoT systems emphasize distributed cognition. On-device systems generally provide the lowest latency and greatest autonomy, whereas AIoT architectures offer broader situational awareness and system-scale intelligence.

In terms of security and privacy, on-device AI minimizes data exposure by keeping information local, while AIoT architectures rely on secure communication protocols, federated learning, identity management, and governance mechanisms to maintain trust across distributed environments.

Together, these architectural paradigms form a continuum of embedded intelligence. On-device AI establishes the foundation for autonomous perception and decision-making, while AI-driven IoT networks extend these capabilities through collaborative sensing, collective learning, and network-wide adaptation. The combination of local cognition and collective perception enables modern cyber-physical systems to achieve both immediate responsiveness and large-scale environmental awareness.

Section 9.2: Hybrid Edge–Cloud AI Topologies and Cloud-Assisted Industrial Intelligence

The evolution of distributed Artificial Intelligence (AI) in Industrial Internet of Things (IIoT) environments requires an architectural framework that coordinates intelligence across multiple computational domains, ranging from embedded devices and industrial edge platforms to centralized cloud infrastructure. Although on-device AI processing and AI-driven IoT (AIoT) sensing networks provide localized perception, inference, and autonomous response capabilities, increasingly complex industrial applications demand computational resources, analytical depth, model capacity, and cross-domain coordination that extend beyond the capabilities of individual devices or edge nodes. Hybrid edge–cloud AI architectures address these requirements by establishing an interconnected computational continuum in which intelligence, data processing, model execution, and decision-making are distributed according to application requirements, computational constraints, communication conditions, and operational priorities.

Within this continuum, the edge and cloud represent complementary rather than competing computational environments. Edge infrastructure provides proximity to physical processes, enabling low-latency inference, immediate event detection, localized control, and operational responses without continuous dependence on remote cloud services. Cloud infrastructure contributes large-scale computational resources, centralized data aggregation, historical analysis, complex model training, cross-site intelligence, and coordinated optimization across geographically distributed industrial operations. Their integration creates a hierarchical yet collaborative AI architecture in which computational workloads and intelligence functions can be dynamically allocated across device, edge, and cloud environments.

A defining characteristic of hybrid edge-cloud AI topologies is the ability to determine where specific intelligence functions execute and how information moves between computational layers. Time-critical operations, including machine protection, robotic motion control, anomaly detection, and immediate safety responses, generally require execution close to the physical process. More computationally intensive activities, such as large-scale predictive analytics, multimodal data correlation, digital twin synchronization, industrial foundation model development, and cross-facility optimization, can leverage cloud-based resources. Intermediate functions may be distributed across regional edge clusters, industrial gateways, private cloud platforms, and enterprise computing environments. This workload distribution establishes a flexible architecture in which computational placement is determined by latency sensitivity, bandwidth availability, processing capacity, data volume, security requirements, and the consequences of delayed decision-making.

The architectural significance of this approach extends beyond the distribution of computational workloads. Hybrid edge–cloud environments establish an interconnected intelligence framework through which locally generated observations can contribute to broader industrial understanding, while cloud-derived knowledge, updated AI models, and optimized operational policies can be returned to distributed edge systems. This bidirectional exchange enables industrial AI systems to combine localized responsiveness with broader contextual awareness. Edge nodes can continue performing essential inference and control functions even when connectivity is degraded, while cloud platforms provide the computational foundation for deeper analysis, model refinement, coordinated learning, and enterprise-level intelligence.

This integration also introduces important architectural considerations involving data orchestration, model synchronization, communication reliability, cybersecurity, identity management, access control, and policy enforcement. As AI workloads become distributed across heterogeneous devices and computing platforms, the movement of operational data, model parameters, inference results, and control instructions must be coordinated through secure and governed communication mechanisms. Consistent identity verification, authenticated device interactions, encrypted data exchange, and policy-based authorization become essential to maintaining trust across the edge–cloud continuum. Furthermore, the architecture must account for intermittent connectivity, network congestion, heterogeneous hardware capabilities, data sovereignty, and the need to preserve operational continuity during communication disruptions.

Against this architectural background, Section 9.2 develops two complementary dimensions of distributed industrial intelligence: **Hybrid Edge-Cloud AI Architectures** and **Cloud-Assisted Industrial AI Models**.

- **Hybrid Edge-Cloud AI Architectures** examines the structural and operational organization of computational intelligence across distributed edge and cloud environments. It establishes how heterogeneous computing resources, data-processing responsibilities, AI inference workloads, and decision-making functions can be coordinated across device-level, edge-level, regional, and centralized cloud infrastructures. Particular emphasis is placed on workload partitioning, hierarchical processing, dynamic computational orchestration, latency-aware execution, bandwidth-constrained intelligence distribution, and resilient edge–cloud collaboration. These architectural mechanisms provide the foundation for balancing localized autonomy with centralized computational capacity while supporting scalable and responsive industrial AI deployments.
- **Cloud-Assisted Industrial AI Models** examines the AI models and analytical capabilities that leverage cloud infrastructure to extend intelligence across industrial systems, facilities, and

operational domains. It explores how cloud-based model training, large-scale industrial analytics, predictive maintenance, digital twin integration, multimodal data fusion, cross-domain intelligence, and enterprise-wide optimization complement localized edge inference and autonomous control. Particular attention is given to the relationship between cloud-trained or cloud-refined models and their deployment across distributed industrial edge devices, enabling computationally intensive intelligence to be developed centrally while operational inference remains close to the physical environment. This approach supports continuous model improvement, broader industrial context awareness, and coordinated intelligence across heterogeneous automation, robotics, transportation, energy, and infrastructure systems.

Together, these two dimensions establish the architectural and computational foundations for cloud–edge collaboration in industrial AI ecosystems. Hybrid edge–cloud architectures determine how computational resources, data, and intelligence functions are organized and distributed, while cloud-assisted industrial AI models demonstrate how centralized computational capabilities can enhance perception, prediction, analysis, and optimization across distributed operational environments.

The resulting architecture represents a progression from individually intelligent devices and localized AIoT networks toward coordinated, multi-layer industrial intelligence. Rather than concentrating all intelligence in centralized cloud platforms or limiting AI capabilities to individual edge devices, hybrid edge–cloud systems establish a distributed computational framework in which intelligence can be executed, refined, coordinated, and continuously improved across the entire industrial environment. This provides a foundation for scalable, resilient, secure, and increasingly autonomous Industrial AI systems operating across the broader cloud–edge continuum.

A. Hybrid Edge-Cloud AI Architectures

Hybrid edge-cloud AI architectures represent one of the most important developments in the evolution of intelligent cyber-physical systems. As AI increasingly becomes embedded within industrial platforms, autonomous vehicles, smart infrastructure, robotics, healthcare systems, energy networks, and intelligent buildings, organizations face a fundamental challenge: no single computing environment can simultaneously satisfy the conflicting requirements of real-time responsiveness, computational scalability, global situational awareness, resilience, and long-term optimization.

Traditional cloud-centric AI architectures offer virtually limitless computational resources, massive data aggregation capabilities, and access to advanced foundation models. However, they are constrained by network latency, variable connectivity, bandwidth limitations, and the inability to guarantee deterministic response times for safety-critical decisions. Conversely, edge AI systems provide immediate local intelligence close to sensors and actuators, enabling low-latency decision-making and autonomous operation even under intermittent connectivity. Yet edge systems often operate under severe constraints in terms of processing power, memory, energy consumption, and visibility beyond their local environment.

Hybrid edge-cloud AI architectures emerge as the convergence of these two paradigms. Rather than treating edge and cloud as separate computational domains, hybrid architectures create a unified cognitive ecosystem in which intelligence is distributed across multiple interconnected layers. Perception, reasoning, planning, optimization, learning, and coordination functions are dynamically allocated to the tier best suited to perform them. In this model, the edge acts as the system's real-time operational brain, while the cloud functions as its large-scale analytical and strategic intelligence layer.

From an AI perspective, hybrid architectures are not merely distributed computing frameworks. They represent **distributed cognitive systems** in which intelligence itself is decomposed, allocated, and coordinated across multiple execution environments. AI-driven orchestration mechanisms continuously evaluate where computational workloads are executed, how information flows between architectural tiers, and which decisions are handled locally versus coordinated globally. Consequently, workload placement becomes an **adaptive, context-dependent decision process** rather than a static infrastructure configuration. This approach enables computational resources and intelligent capabilities to respond dynamically to changing operational conditions, latency requirements, network availability, and application-specific constraints.

A defining characteristic of hybrid AI systems is the concept of a **cognitive continuum**, where information and intelligence flow bidirectionally across edge and cloud tiers. Sensor observations generated at the edge feed cloud analytics and learning systems, while cloud-generated insights, policies, and optimized models are propagated back to edge agents. This continuous exchange enables systems to maintain local autonomy while simultaneously benefiting from global intelligence.

The effectiveness of a hybrid architecture depends upon its ability to balance several competing factors:

- Latency and responsiveness
- Computational efficiency
- Network utilization
- Privacy and security requirements
- Reliability and fault tolerance
- Scalability across thousands of distributed devices
- Coordination across geographically dispersed facilities
- Adaptability to changing operational conditions

As AI systems become increasingly autonomous, these tradeoffs can no longer be managed manually. Instead, AI itself becomes responsible for orchestrating the distribution of models, routing inference requests, coordinating autonomous agents, optimizing global objectives, and ensuring resilience under adverse conditions.

The resulting architecture functions as a hierarchy of interconnected intelligence layers:

- **Edge Layer:** Executes perception, control, safety enforcement, and real-time decision-making.
- **Near-Edge/Fog Layer:** Aggregates local information and performs regional coordination and intermediate analytics.
- **Cloud Layer:** Conducts large-scale optimization, fleet-wide learning, policy generation, and long-horizon planning.
- **Enterprise Intelligence Layer:** Aligns AI decisions with organizational objectives, operational KPIs, and strategic goals.

This multi-tier cognitive structure allows systems to react within milliseconds to local events while simultaneously optimizing performance across entire operational ecosystems spanning thousands of devices, facilities, or geographic regions.

The preceding discussion established that hybrid edge-cloud AI architectures function as distributed cognitive systems that integrate the immediacy of edge intelligence with the scalability of cloud-based reasoning and optimization. Rather than assigning intelligence exclusively to a single computing environment, these architectures distribute perception, decision-making, learning, and coordination functions across multiple interconnected tiers. Understanding this distributed paradigm requires examining the distinct roles played by edge and cloud resources and the ways in which their complementary capabilities contribute to overall system performance. Table 9.2-A summarizes the core characteristics of hybrid edge-cloud AI architectures, highlighting how each tier contributes unique strengths that collectively enable adaptive, scalable, and resilient intelligent systems.

Table 9.2-A provides a comparative overview of the principal architectural dimensions that define hybrid edge-cloud AI systems. The table contrasts the operational responsibilities, capabilities, and constraints associated with edge AI and cloud AI while illustrating the synergistic outcomes that emerge when both tiers are integrated into a unified cognitive framework. Rather than viewing edge and cloud environments as competing deployment alternatives, the table emphasizes their complementary roles within a distributed intelligence ecosystem. Together, these characteristics demonstrate how hybrid architectures reconcile the often-conflicting requirements of real-time responsiveness, large-scale analytics, autonomy, resilience, and enterprise-wide coordination.

Table 9.2-A — Core Characteristics of Hybrid Edge-Cloud AI Architectures

Architectural Dimension	Edge AI Tier	Cloud AI Tier	Hybrid AI Outcome
Primary Objective	Real-time operation and autonomy	Strategic optimization and analytics	Unified local-global intelligence
Decision Horizon	Milliseconds to seconds	Minutes to months	Multi-timescale decision-making
Data Scope	Local sensor observations	Aggregated enterprise-wide datasets	Context-rich situational awareness

AI Model Types	Lightweight neural networks, reflex agents, embedded controllers	Large-scale foundation models, digital twins, optimization engines	Coordinated model ecosystem
Latency Requirements	Ultra-low latency	Latency-tolerant	Adaptive execution based on urgency
Compute Resources	Resource-constrained	Virtually elastic	Dynamic workload balancing
Connectivity Dependence	Can operate independently	Relies on network availability	Graceful transition between modes
Safety Functions	Immediate hazard response and control	Policy generation and supervisory oversight	Layered safety architecture
Learning and Adaptation	Local online adaptation	Global model training and optimization	Continuous improvement loop
Geographic Scope	Individual device or site	Enterprise-wide or global	Cross-facility intelligence sharing
Failure Recovery	Local fallback operation	Global recovery coordination	AI-driven resilience
Operational Value	Responsiveness and determinism	Scale and optimization	Distributed cognitive autonomy

Table 9.2-A reveals that the fundamental value of hybrid edge-cloud AI architectures lies not in replacing one computing paradigm with another, but in combining the strengths of both to create capabilities that neither could achieve independently. Across nearly every architectural dimension, the edge and cloud perform specialized functions that address different operational requirements, while the hybrid architecture synthesizes these contributions into a coherent and adaptive intelligence framework.

One of the most significant distinctions appears in the areas of **decision horizon and operational responsiveness**. Edge systems are optimized for immediate action, supporting decisions that must be executed within milliseconds or seconds. These systems directly interact

with sensors, actuators, and physical processes, making deterministic response times essential. In contrast, cloud platforms focus on broader temporal horizons, analyzing trends and optimizing behaviors over periods ranging from minutes to months. The hybrid architecture therefore enables multi-timescale cognition, where instantaneous reactions and long-term planning occur simultaneously within the same intelligent ecosystem.

The table also highlights the differing **data perspectives** available to each tier. Edge devices possess detailed awareness of local operating conditions but have limited visibility beyond their immediate environment. Cloud systems aggregate information from numerous devices, facilities, and operational domains, enabling a comprehensive understanding of large-scale system behavior. By integrating these complementary viewpoints, hybrid architectures create richer situational awareness than either tier could achieve independently.

A similar relationship exists with respect to **AI model deployment and computational resources**. The edge typically hosts lightweight models optimized for efficient inference under constraints of power, memory, and processing capacity. Cloud platforms, by contrast, can support computationally intensive foundation models, large-scale optimization engines, and advanced machine learning workflows. Hybrid architectures dynamically distribute these workloads, ensuring that computational resources are matched to the complexity and urgency of the task being performed.

The comparison further demonstrates the importance of **latency management** within distributed intelligence systems. Time-critical activities such as perception, control, and safety enforcement remain localized at the edge to avoid delays associated with network communication. Tasks that can tolerate greater latency are delegated to cloud infrastructures where additional computational power and broader contextual information are available. This division of responsibilities enables organizations to achieve both responsiveness and analytical sophistication without compromising either objective.

The dimensions associated with **learning, adaptation, and coordination** illustrate how hybrid architectures support continuous improvement at multiple organizational scales. Edge systems facilitate localized adaptation to immediate operating conditions, while cloud systems perform large-scale training, optimization, and policy development using aggregated data collected across many devices or facilities. The resulting feedback cycle allows knowledge generated at the enterprise level to be disseminated throughout the network, while local experiences continuously inform future learning and optimization processes.

The table also underscores the importance of **reliability and resilience**. Because edge systems can continue operating during periods of reduced connectivity, they provide a critical layer of

operational continuity for safety-critical applications. Meanwhile, cloud platforms contribute centralized monitoring, recovery coordination, and strategic oversight. Together, these capabilities support graceful degradation mechanisms that maintain functionality during disruptions while preserving overall system stability.

Finally, the table emphasizes that the ultimate outcome of hybrid edge-cloud AI architectures is the emergence of **distributed cognitive autonomy**. Rather than functioning as isolated devices or centralized analytical platforms, hybrid systems become interconnected networks of intelligence capable of perceiving local conditions, sharing knowledge across organizational boundaries, coordinating actions at scale, and adapting continuously to evolving circumstances. This distributed form of cognition constitutes the foundation for modern autonomous systems, enabling them to operate effectively across complex physical and digital environments.

Viewed collectively, the characteristics summarized in Table 9.2-A1 demonstrate that hybrid edge-cloud AI architectures are fundamentally architectures of cognitive collaboration. The edge contributes immediacy, contextual awareness, and operational determinism, while the cloud contributes scalability, coordination, and strategic intelligence. Their integration creates a distributed decision-making ecosystem capable of balancing local autonomy with global optimization, thereby establishing the technological foundation for next-generation intelligent systems.

While Table 9.2-A identifies the principal characteristics that distinguish edge intelligence, cloud intelligence, and their integrated hybrid outcomes, understanding hybrid AI architectures also requires a structural view of how these capabilities interact within a unified system. The relationship between local autonomy, global optimization, workload orchestration, and enterprise-level governance extends beyond a simple comparison of functions. It involves a continuous flow of information, decisions, policies, and learning processes across multiple layers of intelligence. Figure 9.2-A builds upon the conceptual foundations established in Table 9.2-A by illustrating the hierarchical organization of the hybrid cognitive continuum and the dynamic interactions that enable distributed intelligence to operate as a cohesive system.

Figure 9.2-A presents a conceptual model of the Hybrid Edge-Cloud AI Cognitive Continuum. The figure depicts a five-tier architecture that spans physical operational systems, edge AI, hybrid AI orchestration, cloud AI, and enterprise intelligence layers. Collectively, these layers form an integrated cognitive ecosystem in which intelligence is distributed according to operational requirements, computational constraints, and decision-making timescales. The model emphasizes that hybrid AI architectures are not merely distributed computing infrastructures, but distributed cognitive systems in which perception, reasoning, optimization, governance, and learning occur across interconnected layers.

The figure also highlights the bidirectional nature of information exchange within hybrid environments. Operational data, telemetry, and performance metrics flow upward from physical systems toward higher-level intelligence layers, where they are aggregated, analyzed, and transformed into actionable knowledge. In parallel, policies, optimized models, strategic objectives, and control directives flow downward from enterprise and cloud intelligence layers toward edge systems and physical assets. The hybrid orchestration layer serves as the coordinating mechanism that synchronizes these interactions, ensuring that local and global intelligence operate as components of a unified decision-making framework.

Figure 9.2-A presents the Hybrid Edge-Cloud AI Cognitive Continuum as a multi-tier architecture spanning physical systems, edge intelligence, orchestration services, cloud-scale cognition, and enterprise governance. The figure highlights the bidirectional flow of information and decision authority across these layers, illustrating how local autonomy, global optimization, and organizational objectives are integrated within a unified distributed intelligence framework.

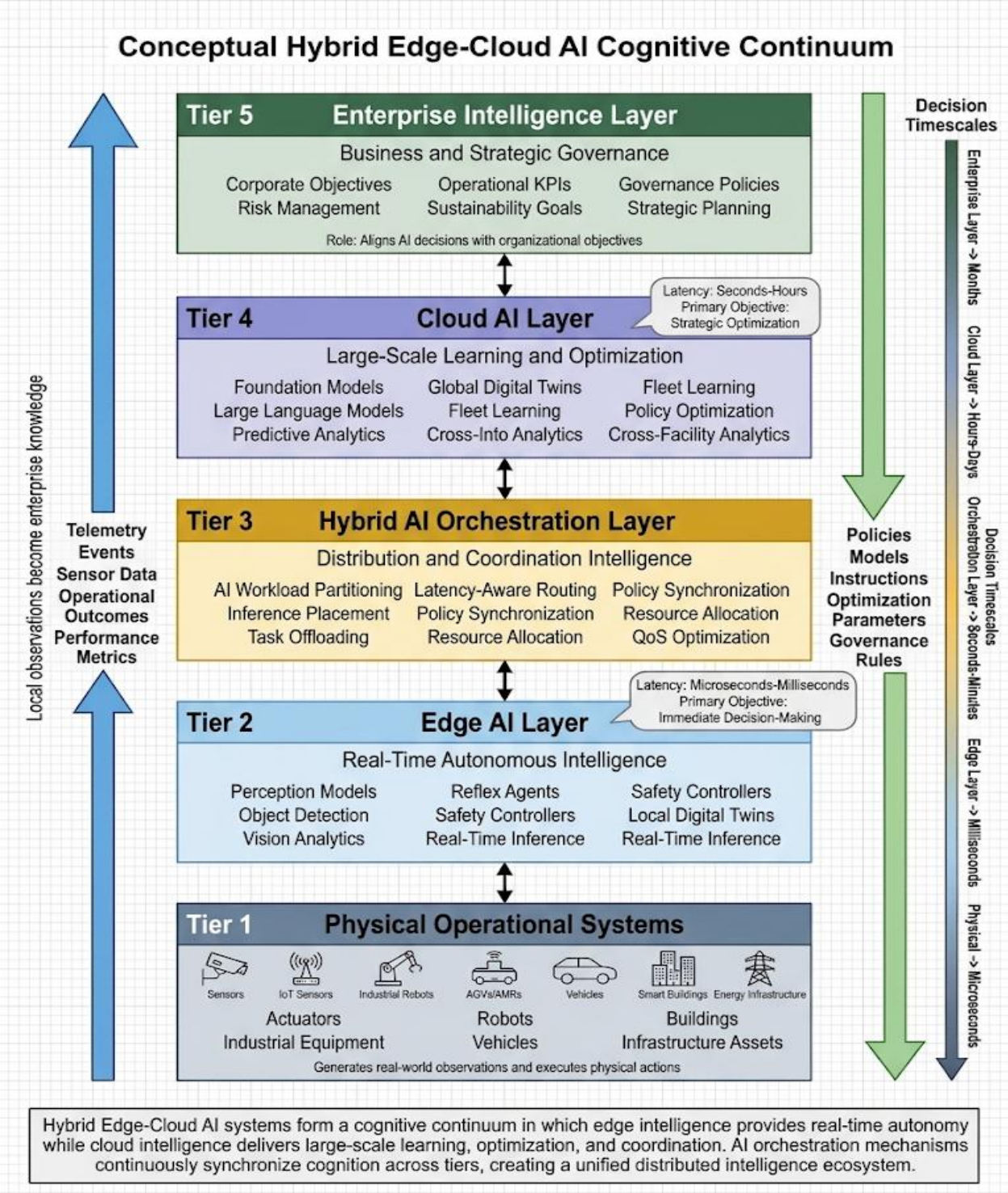

Figure 9.2-A — Conceptual Hybrid Edge-Cloud AI Cognitive Continuum

The figure illustrates a hierarchical architecture in which intelligence is distributed across five interconnected tiers: Physical Operational Systems, Edge AI, Hybrid AI Orchestration, Cloud AI, and Enterprise Intelligence. Telemetry, events, sensor data, operational outcomes, and performance metrics

flow upward through the architecture, transforming local observations into enterprise-wide knowledge. Policies, optimized models, governance directives, and strategic objectives flow downward to guide local autonomous behavior. Together, these layers create a continuous cognitive ecosystem capable of supporting real-time decision-making, large-scale learning, global optimization, and enterprise governance within a unified hybrid AI environment.

Legend

Element	***Description***
Tier 1: Physical Operational Systems	*Physical devices, infrastructure assets, sensors, actuators, robots, vehicles, and industrial equipment that generate observations and execute actions in the real world.*
Tier 2: Edge AI Layer	*Local intelligence layer responsible for perception, real-time inference, safety enforcement, reflexive decision-making, and autonomous control.*
Tier 3: Hybrid AI Orchestration Layer	*Coordination layer responsible for workload partitioning, inference placement, latency-aware routing, resource allocation, task offloading, and policy synchronization.*
Tier 4: Cloud AI Layer	*Centralized intelligence layer supporting large-scale analytics, foundation models, digital twins, predictive learning, fleet coordination, and global optimization.*
Tier 5: Enterprise Intelligence Layer	*Strategic governance layer that aligns AI behavior with organizational objectives, business priorities, regulatory policies, sustainability goals, and operational KPIs.*
Upward Blue Arrows	*Flow of telemetry, events, sensor data, performance metrics, and operational outcomes from local systems toward enterprise-wide intelligence.*
Downward Green Arrows	*Flow of policies, AI models, optimization directives, governance rules, and strategic guidance from higher-level intelligence layers to operational assets.*

Vertical Inter-Tier Arrows	*Continuous bidirectional coordination and information exchange among adjacent layers.*
Decision Timescale Gradient	*Progression from microsecond-level physical responses at the operational layer to long-horizon strategic decisions at the enterprise layer.*
Latency Callouts	*Illustrate differing temporal requirements between edge-layer and cloud-layer decision processes.*

The Hybrid AI Cognitive Continuum as a Distributed Intelligence Architecture

Figure 9.2-A illustrates a distributed cognitive architecture that spans multiple layers of operational and organizational intelligence. Rather than depicting a conventional technology stack, the figure presents a unified cognitive continuum in which perception, decision-making, orchestration, learning, optimization, and governance are distributed across interconnected tiers. Each layer contributes specialized capabilities that collectively enable autonomous systems to perceive, reason, adapt, coordinate, and optimize across both physical and digital domains. Intelligence therefore emerges not from a single computing environment, but from the coordinated interaction of multiple layers operating across different spatial and temporal scales.

At the foundation of the architecture lies the **Physical Operational Systems Layer**, where real-world activities occur. Sensors, robots, vehicles, industrial equipment, buildings, and infrastructure assets generate continuous streams of observations while simultaneously serving as endpoints for AI-driven actions. This layer forms the interface between computational intelligence and the physical environment, supplying the data that supports higher-level reasoning, analytics, and decision-making processes. Without this operational foundation, higher layers of intelligence would lack the situational awareness necessary for effective autonomous operation.

Above the physical layer, the **Edge AI Layer** provides real-time autonomous intelligence. The presence of perception models, reflex agents, safety controllers, and real-time inference engines at this tier reflects the need for immediate decision-making in dynamic environments. Functions such as hazard avoidance, process control, equipment protection, and autonomous navigation require deterministic responses with minimal latency and therefore execute close to the physical assets they govern. As the first layer of computational cognition, the edge layer delivers responsiveness, operational safety, and localized autonomy.

Positioned at the center of the architecture, the **Hybrid AI Orchestration Layer** serves as the coordinating intelligence of the entire ecosystem. Its central location highlights its role as the intermediary between local and global cognition. Through AI workload partitioning, inference placement, latency-aware routing, policy synchronization, and resource allocation, this layer coordinates interactions among distributed computing resources. In doing so, it continuously balances latency requirements, computational efficiency, bandwidth utilization, privacy constraints, and organizational objectives. The orchestration layer effectively transforms a collection of independent edge and cloud resources into a cohesive cognitive system.

The **Cloud AI Layer** provides large-scale learning, reasoning, and optimization capabilities that extend beyond the visibility of individual edge devices. Foundation models, large language models, predictive analytics platforms, digital twins, fleet-learning systems, and cross-facility optimization engines operate within this tier. By aggregating information from numerous distributed systems, cloud intelligence identifies patterns, relationships, and trends that remain inaccessible from purely local observations. Consequently, the cloud functions as the architecture's primary center for large-scale analytics, strategic reasoning, and enterprise-wide optimization.

At the highest level, the **Enterprise Intelligence Layer** provides strategic governance and organizational oversight. Corporate objectives, operational key performance indicators (KPIs), risk management frameworks, sustainability initiatives, governance policies, and strategic planning functions reside within this layer. Its position at the top of the hierarchy reflects its role in shaping the objectives that guide all subordinate AI processes. Enterprise intelligence aligns autonomous decision-making with broader business priorities, regulatory requirements, and long-term organizational goals, thereby ensuring that technical optimization remains consistent with strategic intent.

The figure also highlights two complementary information flows that sustain the hybrid cognitive continuum. The upward blue flow represents the transformation of local observations into enterprise knowledge. Telemetry, events, sensor data, operational outcomes, and performance metrics are continuously propagated upward through the architecture, allowing successive layers to develop broader contextual awareness and increasingly sophisticated analytical insights. In contrast, the downward green flow represents the transformation of knowledge into action. Policies, AI models, instructions, optimization parameters, and governance directives are disseminated downward to influence local behavior and operational decision-making. Together, these bidirectional flows create a continuous feedback mechanism linking operational execution with strategic intelligence.

Another important aspect of the figure is the **decision-timescale gradient** displayed along the

right side of the architecture. The progression from microseconds at the physical layer to months at the enterprise layer illustrates how hybrid AI systems support decision-making across multiple temporal horizons simultaneously. Physical systems execute actions almost instantaneously; edge intelligence operates within millisecond timescales; orchestration mechanisms coordinate activities over seconds and minutes; cloud systems optimize performance over hours and days; and enterprise intelligence governs strategic objectives over weeks, months, or longer planning horizons. This temporal hierarchy allows organizations to integrate immediate responsiveness with long-term adaptation, optimization, and planning.

Viewed as a whole, Figure 9.2-A depicts a unified architecture of distributed cognition in which each layer contributes a distinct yet complementary form of intelligence. Physical systems provide situational awareness and operational execution; edge systems provide real-time autonomy; orchestration systems manage coordination and workload distribution; cloud systems deliver large-scale learning and optimization; and enterprise systems establish strategic direction and governance. The continuous interaction among these layers creates a cognitive continuum capable of simultaneously supporting real-time responsiveness, global coordination, organizational alignment, adaptive learning, and strategic optimization. Such architectures provide the foundation for next-generation autonomous systems operating across industrial, commercial, transportation, infrastructure, and smart-environment domains.

Collectively, hybrid edge-cloud AI architectures establish the foundation for next-generation distributed intelligence systems. Rather than viewing edge and cloud as competing deployment options, they treat them as complementary cognitive layers within a unified AI ecosystem. The edge contributes immediacy, determinism, and operational safety, while the cloud contributes large-scale learning, optimization, coordination, and strategic reasoning. Together they create a distributed intelligence fabric capable of perceiving locally, reasoning globally, adapting continuously, and operating resiliently across diverse environments. The following sections explore the five foundational capabilities (a-e) that enable this hybrid cognitive continuum in greater depth.

Hybrid edge-cloud AI architectures achieve this cognitive continuum through five foundational capabilities that collectively govern how intelligence is distributed, coordinated, optimized, and sustained across edge and cloud environments. These capabilities establish the architectural framework for hybrid cognition and serve as the foundation for the detailed mechanisms discussed in subsequent sections. Figure 9.2-A and Table 9.2-A summarize these capabilities and their roles within the overall architecture.

The following five capabilities collectively define modern hybrid edge-cloud AI architectures:

- **AI-Driven Partitioning of Models and Workloads Across Edge and Cloud Tiers**

AI-driven partitioning of models and workloads across edge and cloud tiers forms the foundation of hybrid cognition. Rather than relying on static task assignments, hybrid architectures dynamically determine which components of a computational workload execute locally and which are transferred to higher-level computing platforms. Lightweight perception models, time-sensitive inference, and localized decision-making operate at the edge, while computationally intensive transformers, large-scale predictive analytics, cross-domain correlation, and global optimization processes are typically performed in the cloud.

Workload partitioning is guided by AI-driven orchestration policies that evaluate multiple operational factors, including latency budgets, processing capacity, memory availability, energy consumption, bandwidth, privacy requirements, security boundaries, and application-specific criticality. Depending on these conditions, an AI workload may execute entirely on an embedded device, be distributed between edge and cloud platforms, or be offloaded to a more capable computing tier.

This adaptive allocation enables each architectural tier to contribute its computational strengths while balancing resource utilization, responsiveness, and operational requirements. Consequently, hybrid cognition emerges as a coordinated distribution of intelligence rather than a simple division between local and remote computing.

- **Latency-Aware AI Routing for Inference and Real-Time Decision Flows**

Latency-aware AI routing governs how inference requests, intermediate computational results, and decision-related information move across distributed execution tiers. Whereas workload partitioning determines **where computation occurs**, latency-aware routing determines **how information reaches the selected execution environment and how results return to the requesting system**.

AI-assisted routing mechanisms evaluate network conditions, communication delays, processing queues, edge-server utilization, cloud availability, and application-specific deadlines to select appropriate communication pathways. Predictive latency models can estimate whether an inference request can be completed locally within its required time budget or whether an alternative edge or cloud execution pathway offers a more suitable balance of computational capacity and response time.

Time-critical functions—including obstacle detection, collision avoidance, rapid motion-related decisions, and safety enforcement—remain within appropriately validated local control and protection architectures. Less time-sensitive workloads, such as long-term forecasting, cross-

facility anomaly correlation, historical analysis, and enterprise-wide optimization, can utilize edge or cloud resources according to their computational requirements and deadlines.

This approach transforms hybrid architectures into **intelligent communication and execution fabrics**, in which inference requests and decision flows are dynamically directed according to temporal constraints, resource availability, and operational priorities. The resulting coordination improves responsiveness and computational efficiency while preserving local autonomy for essential functions during network congestion or cloud-service interruptions.

- **Hierarchical AI Autonomy: Local Reflex Agents and Cloud-Scale Optimization Loops**

  Hierarchical AI autonomy organizes cognition into layered control loops. At the lowest layer, local reflex agents operate at microsecond-to-millisecond timescales, executing deterministic control actions directly from sensor observations. At higher levels, cloud-scale optimization loops analyze aggregated information across facilities, adjusting operational parameters, refining policies, and coordinating multi-device behavior. This hierarchical organization resembles biological nervous systems in which reflexes provide immediate responses while higher cognitive functions support planning and adaptation. The resulting architecture combines instantaneous reaction with strategic foresight.

- **Cross-Facility AI Coordination Through Hybrid Decision Pipelines**

  Cross-facility AI coordination emerges when hybrid decision pipelines span multiple sites, regions, or operational domains. Cloud-level models integrate telemetry from thousands of edge nodes distributed across factories, buildings, transportation systems, utility networks, or critical infrastructure. Through global analytics and optimization, these models identify cross-site patterns, coordinate resource allocation, optimize workflows, and distribute updated policies back to edge systems. The result is a continuous feedback loop in which local autonomy is enhanced by global intelligence and collective operational knowledge.

- **AI-Enabled Resilience, Degradation Modes, and Offline Cognitive Operation Strategies**

  AI-enabled resilience, degradation modes, and offline cognitive operation strategies ensure that hybrid systems remain functional despite failures, disruptions, or connectivity constraints. When cloud connectivity degrades, edge devices can rely on local inference models, cached policies, or simplified controllers to maintain safe operation. Conversely, when edge resources become overloaded, workloads may be dynamically transferred to cloud resources. AI-driven monitoring and predictive diagnostics continuously evaluate system health, anticipate potential failures, and adjust computational strategies accordingly. These resilience mechanisms enable hybrid architectures to maintain autonomy and

operational continuity under conditions of uncertainty and environmental stress.

Collectively, these five capabilities establish the operational foundations of hybrid edge-cloud intelligence. AI-driven partitioning determines where cognition occurs; latency-aware routing determines how decisions move through the system; hierarchical autonomy organizes local and global control loops; cross-facility coordination enables distributed optimization at scale; and resilience mechanisms ensure continuity under disruption. Together they transform edge and cloud resources into a unified cognitive ecosystem capable of simultaneously supporting real-time responsiveness, large-scale coordination, and long-horizon adaptation. The following sections examine each of these capabilities in greater technical depth.

The architectural characteristics summarized in Table 9.2-A1 and the cognitive continuum illustrated in Figure 9.2-A1 demonstrate that hybrid edge-cloud AI systems derive their effectiveness from the coordinated interaction of multiple intelligence layers. Achieving such coordination, however, requires mechanisms that determine where AI functions execute and how computational responsibilities are distributed across the architecture. Because edge and cloud environments possess different capabilities, resource constraints, latency characteristics, and operational roles, the allocation of models and workloads becomes a critical architectural consideration. The first foundational capability of hybrid cognition addresses this challenge through AI-driven partitioning, which determines how intelligence, computation, and decision-making processes are distributed across edge and cloud tiers to achieve optimal performance, responsiveness, and resource utilization.

a. AI-Driven Partitioning of Models and Workloads Across Edge and Cloud Tiers

AI-driven partitioning of models and workloads across edge and cloud tiers is a foundational architectural mechanism that determines how intelligence is distributed, executed, and coordinated within hybrid cognitive systems. It establishes the computational boundaries among embedded devices, local gateways, edge servers, and centralized cloud infrastructure by determining where AI models, inference operations, data-processing functions, and decision-making tasks are executed.

Rather than treating workload placement as a fixed engineering configuration, AI-driven partitioning transforms computational allocation into an **adaptive optimization process**. Through continuous evaluation of operational conditions, resource availability, latency requirements, communication constraints, energy consumption, security boundaries, and application criticality, the architecture dynamically reassesses computational responsibilities across its execution tiers. This enables hybrid cognitive systems to maintain an effective balance between localized responsiveness, distributed processing efficiency, and cloud-scale analytical capabilities as operating conditions evolve.

In conventional distributed computing architectures, workload placement is predominantly determined through predefined rules, static deployment configurations, or manually engineered thresholds. Developers decide in advance which functions execute locally and which are delegated to remote infrastructure. Although this approach may be sufficient for predictable applications, it becomes increasingly inadequate in industrial environments characterized by fluctuating workloads, heterogeneous computing resources, variable network conditions, strict latency requirements, and evolving operational risks. Hybrid AI systems must therefore determine not only where computation can be performed, but also where it can be performed most efficiently, reliably, securely, and safely at a particular moment.

From an explicit AI perspective, this capability can be implemented through **AI-driven orchestration and neural policy engines** that learn, evaluate, and continuously refine workload-placement strategies. These engines operate as intelligent decision-making components within the hybrid architecture, using operational telemetry, resource measurements, model characteristics, historical execution outcomes, and application-level requirements to determine the most appropriate computational tier for individual workloads.

The partitioning policy evaluates multiple interdependent dimensions simultaneously:

- **Latency budgets and response deadlines:** How quickly must an inference result or control decision be generated? Does the application tolerate cloud communication

delays, or must processing remain local to satisfy deterministic or near-real-time response requirements?

- **Computational availability:** What processing capacity is currently available at the edge device, gateway, edge server, or cloud infrastructure? Is a particular node overloaded, underutilized, or approaching its computational limits?
- **Network bandwidth and communication quality:** Is the communication channel sufficiently stable to support remote inference? Are bandwidth limitations, packet loss, congestion, or communication interruptions likely to make cloud execution inefficient or unreliable?
- **Privacy and data-governance constraints:** Can raw sensor measurements, operational records, images, or other potentially sensitive information be transmitted to remote infrastructure? Must processing remain local to satisfy data-residency requirements, confidentiality policies, or industrial security controls?
- **Semantic complexity and contextual requirements:** Does the task require only localized perception and immediate pattern recognition, or does it depend on broader operational context, historical information, cross-device correlation, or computationally intensive reasoning?
- **Energy availability and consumption:** Is the edge device battery-powered, energy-constrained, or connected to a stable power source? Would local execution consume excessive energy compared with transmitting a compressed representation to a more capable computational tier?
- **Reliability and operational criticality:** What are the consequences of delayed, incomplete, or incorrect inference? Does the application involve routine condition monitoring, predictive maintenance, process optimization, or safety-critical industrial control?
- **Model complexity and execution requirements:** What are the model's computational demands, memory footprint, parameter count, and inference characteristics? Can the available device execute the complete model, or must the model be compressed, partitioned, or delegated to a more capable tier?

These considerations are evaluated through **multi-objective AI optimization**, in which the partitioning engine attempts to balance competing performance requirements rather than optimize a single resource metric. For example, executing a large neural network locally may

reduce communication latency and improve data privacy, but increase memory consumption, processing time, and energy usage. Conversely, delegating the same workload to the cloud may provide greater computational capacity and access to larger models, but introduce network delays, bandwidth consumption, and additional exposure of operational data.

Consequently, the optimal partitioning decision depends on the combined operational state of the system rather than on computational capacity alone.

AI-driven partitioning requires the simultaneous evaluation of numerous operational variables. Unlike traditional workload scheduling mechanisms that often optimize a single resource metric, intelligent partitioning systems balance latency, compute availability, communication constraints, privacy requirements, model complexity, and operational risk. The following table summarizes the principal factors that influence workload-placement decisions within hybrid edge-cloud AI architectures.

AI-driven workload partitioning requires more than simply selecting an execution location for a computational task. Effective partitioning depends on evaluating a diverse set of operational, computational, communication, and governance factors that collectively influence where a workload can execute most efficiently and safely. Because edge and cloud environments provide different capabilities, each partitioning decision involves balancing multiple objectives, including responsiveness, resource utilization, privacy, energy efficiency, and operational reliability. Table 9.2-A1 summarizes the principal decision dimensions that guide AI-driven workload placement and highlights how these factors influence the selection of edge or cloud execution strategies within hybrid cognitive systems.

Table 9.2-A2 presents a structured overview of the primary factors considered by AI-driven partitioning engines when allocating workloads across edge and cloud tiers. The table organizes these factors into five complementary perspectives: the decision dimension being evaluated, the key question associated with that dimension, the conditions that generally favor edge execution, the conditions that typically favor cloud execution, and the overarching operational objective being pursued.

Rather than prescribing rigid placement rules, the table illustrates the competing considerations that must be balanced during workload-allocation decisions. In practice, partitioning policies evaluate multiple dimensions simultaneously, often encountering situations in which one factor favors local execution while another favors cloud execution. Consequently, intelligent partitioning becomes a multi-objective optimization problem that seeks the most advantageous balance among performance, resource utilization, privacy, reliability, and operational constraints.

Table 9.2-A1 — Factors Influencing AI-Driven Workload Partitioning Decisions

Decision Dimension	Key Evaluation Questions	Typical Edge Preference	Typical Cloud Preference	Operational Objective
Latency Requirements	How quickly must the decision be produced?	Real-time control, safety functions	Delay-tolerant analytics	Meet response deadlines
Computational Availability	Are local resources sufficient?	Lightweight models	Large-scale models	Efficient resource utilization
Network Conditions	Is connectivity stable and adequate?	Intermittent or constrained networks	High-bandwidth connectivity	Reliable execution
Privacy & Data Governance	Can data leave the local environment?	Sensitive operational data	Non-sensitive aggregated data	Regulatory compliance
Semantic Complexity	How much contextual reasoning is required?	Local perception tasks	Cross-system reasoning and optimization	Context-aware intelligence
Energy Constraints	What energy resources are available?	Energy-efficient inference	Computationally intensive processing	Energy optimization
Reliability & Criticality	What are the consequences of failure?	Safety-critical functions	Supervisory analytics	Operational continuity
Model Complexity	Can the device execute the model efficiently?	Compressed and lightweight models	Large neural networks and foundation models	Optimal model deployment

Table 9.2-A1 demonstrates that workload placement is fundamentally a multi-objective optimization problem. No single decision factor independently determines whether a task

executes at the edge or in the cloud. Instead, partitioning policies continuously balance competing requirements to identify the most appropriate execution location for a given workload.

Table 9.2-A1 reveals that workload partitioning is fundamentally a context-dependent decision process rather than a simple resource-allocation exercise. Each decision dimension contributes unique information regarding the suitability of a particular execution tier, and no single factor is sufficient to determine optimal workload placement under all operating conditions. Instead, AI-driven partitioning policies evaluate the collective influence of these factors to determine where a workload can execute most effectively.

One of the most influential factors is **latency requirements**. Workloads associated with real-time control, safety enforcement, machine protection, or autonomous navigation generally favor edge execution because they require deterministic response times and cannot tolerate communication delays. Conversely, analytical workloads that are less sensitive to execution timing can often benefit from cloud resources, allowing organizations to leverage greater computational capacity without compromising operational effectiveness.

The table also highlights the importance of **computational availability**. Edge devices typically provide limited processing power, memory, and storage relative to cloud platforms. Consequently, lightweight AI models and localized analytics are often executed at the edge, while computationally intensive models, large-scale neural networks, and advanced optimization routines are delegated to cloud infrastructure. This distinction enables organizations to use available resources more efficiently while avoiding unnecessary overload of resource-constrained devices.

Another critical consideration is **network connectivity and communication quality**. Hybrid AI systems frequently operate in environments characterized by fluctuating bandwidth, intermittent connectivity, and varying communication reliability. Under such conditions, local execution may provide greater consistency and predictability than remote processing. When high-bandwidth and stable connectivity are available, however, cloud execution becomes more practical and can support more sophisticated analytical and learning capabilities.

The dimensions of **privacy and data governance** demonstrate that partitioning decisions extend beyond technical performance considerations. Many industrial environments impose strict requirements regarding data residency, confidentiality, intellectual property protection, or regulatory compliance. In these situations, workloads involving sensitive operational information may remain within local facilities or edge infrastructure, while aggregated, anonymized, or non-sensitive datasets may be processed within cloud environments. The

objective is not merely computational efficiency but compliance with organizational and regulatory requirements.

The table further emphasizes the role of **semantic complexity** in workload allocation. Some tasks require only localized perception and immediate pattern recognition, making edge execution appropriate. Other tasks depend on broader operational context, historical information, cross-system correlations, or enterprise-wide knowledge. Such tasks often benefit from cloud-based processing, where larger datasets and more expansive contextual information are available. The resulting partitioning strategy allows intelligence to be distributed according to the scope of reasoning required by the application.

Energy constraints introduce another important dimension, particularly in environments containing battery-powered devices, wireless sensors, autonomous vehicles, or mobile robotic systems. Local processing may reduce communication overhead but increase energy consumption, while cloud execution may conserve local computational resources at the expense of network transmission costs. Effective partitioning therefore seeks to optimize overall energy utilization across the hybrid environment.

The dimension of **reliability and operational criticality** highlights the distinction between mission-critical and non-critical workloads. Safety-critical functions, emergency controls, and deterministic protection mechanisms generally remain close to the physical process in order to minimize dependence on remote infrastructure. Higher-level analytical and supervisory functions, however, can often tolerate additional communication delays and are therefore suitable candidates for cloud execution. This separation helps maintain operational continuity while preserving the reliability of critical systems.

Finally, **model complexity** influences whether a workload can be executed efficiently at a given tier. Lightweight and compressed models are frequently deployed at the edge to support low-latency operation, whereas large neural networks and foundation models often require the computational resources available within cloud platforms. This distinction illustrates that workload placement decisions depend not only on the task itself but also on the characteristics of the AI models used to perform that task.

Viewed collectively, the factors summarized in Table 9.2-A1 demonstrate that AI-driven partitioning is a multidimensional optimization problem involving technical, operational, and organizational considerations. The table also underscores a central principle of hybrid cognition: intelligence is not placed according to a single criterion such as computational capacity or network latency. Instead, workload placement emerges from the continuous evaluation of multiple competing factors that together determine the most appropriate distribution of

intelligence across edge and cloud environments. Through this adaptive decision process, hybrid AI architectures achieve responsiveness, scalability, efficiency, resilience, and governance compliance while maintaining alignment with the operational needs of complex industrial systems.

Several factors tend to favor local execution, including strict latency requirements, safety-critical operations, privacy-sensitive data, and unreliable network conditions. In contrast, cloud execution becomes advantageous when workloads require extensive computational resources, large-scale contextual reasoning, fleet-level optimization, or access to historical datasets. The table therefore illustrates that AI-driven partitioning is not merely a mechanism for distributing computation; it is a decision-making process that allocates intelligence according to operational objectives, environmental conditions, and resource availability.

Neural policy networks and reinforcement learning (RL) provide powerful mechanisms for developing adaptive partitioning strategies in hybrid edge-cloud environments. Rather than relying on static placement rules, an RL agent continuously observes the operational state of the system, evaluates alternative workload-placement decisions, and learns which actions produce the most favorable long-term outcomes. The state representation may include edge CPU utilization, available memory, network latency, bandwidth availability, energy consumption, queue lengths, model execution times, and application-specific service requirements. Available actions may include local execution, gateway processing, edge-server delegation, cloud execution, or the partitioning of a neural network across multiple computational tiers.

Learning occurs through interaction with the environment. Following each placement decision, the agent receives feedback through a reward function that reflects multiple operational objectives, including inference latency, computational cost, energy efficiency, communication overhead, prediction accuracy, and compliance with service-level requirements. Over time, the learned policy adapts to changing operational conditions and identifies workload-placement strategies that effectively balance these often-competing objectives.

A partitioning policy can be represented as

$$\pi_\theta(a_t \mid s_t)$$

where:

- s_t denotes the observed system state at time t, including computational resources, network conditions, energy availability, workload characteristics, and operational constraints.

- a_t denotes the partitioning action selected by the policy, such as local execution, edge-server delegation, cloud execution, or model splitting across multiple tiers.
- Π_θ denotes the learned policy parameterized by neural-network parameters θ.

The objective is to learn a policy that maximizes long-term operational utility while satisfying application-specific performance and reliability requirements. Formally, the optimal policy can be expressed as

$$\pi^* = \arg\max_{\pi_\theta} \mathbb{E}\left[\sum_{t=0}^{T} \gamma^t r_t\right]$$

where r_t represents the reward associated with a partitioning decision at time t, γ is the discount factor that balances immediate and future rewards, and T represents the optimization horizon.

In practice, the reward function may penalize excessive inference latency, energy consumption, communication overhead, resource contention, and violations of operational requirements. However, safety-critical guarantees cannot rely exclusively on learned reward optimization. Deterministic safeguards, policy constraints, admission-control mechanisms, and execution-time verification remain necessary to ensure predictable and reliable system behavior under all operating conditions.

A particularly important capability of AI-driven partitioning is neural network model splitting. Instead of transferring an entire model or executing all its layers on a single device, a neural network can be divided into computational segments distributed across edge and cloud infrastructure. Early layers may execute on an edge device to perform feature extraction, sensor-data encoding, dimensionality reduction, or embedding generation. The resulting intermediate representation can then be transmitted to an edge server or cloud platform, where deeper layers perform computationally intensive classification, multimodal fusion, prediction, or optimization.

For example, an industrial vision system monitoring a manufacturing line may execute the initial convolutional layers of a deep neural network directly on an edge gateway. These layers extract visual features from camera streams and generate compact intermediate representations. Instead of continuously transmitting high-resolution video to the cloud, the gateway forwards the extracted features to a more powerful computational tier. The remote model then performs more sophisticated defect classification, identifies correlations across production lines, or evaluates historical manufacturing patterns.

This approach offers several architectural advantages:

- **Reduced communication overhead:** Transmitting intermediate representations rather than raw sensor streams can significantly reduce network traffic, particularly in high-volume industrial vision and sensor-fusion applications.
- **Improved data locality:** Raw operational data can remain within the local industrial environment, reducing unnecessary exposure of sensitive information.
- **Flexible computational distribution:** Computationally intensive model components can be assigned to more capable infrastructure without requiring every edge device to execute the complete neural network.
- **Improved resource utilization:** Model segments can be distributed according to the processing capacity, memory availability, and energy characteristics of individual devices.
- **Scalable model deployment:** A common model architecture can support multiple device classes through different partitioning configurations, reducing the need to deploy identical computational workloads across heterogeneous hardware.

However, model splitting introduces additional considerations. Intermediate activations may still reveal information about the original input, and transferring them introduces communication latency and synchronization overhead. Furthermore, partition boundaries must account for memory requirements, tensor dimensions, model dependencies, and the computational characteristics of individual layers. Consequently, the partitioning engine must evaluate the actual execution cost of alternative split points rather than assume that distributing a model automatically improves performance.

The workload-partitioning factors summarized in Table 9.2-A1 demonstrate that intelligent workload placement depends upon the simultaneous consideration of latency requirements, resource availability, network conditions, privacy constraints, model complexity, and operational criticality. While the table identifies the variables that influence partitioning decisions, it does not illustrate how these variables interact within a functioning hybrid architecture. Understanding this interaction requires a structural view of the partitioning process itself. Figure 9.2-A1 provides this perspective by illustrating how an AI-driven partitioning engine continuously evaluates operational conditions and dynamically distributes models, workloads, and inference tasks across edge devices, gateways, edge servers, and cloud infrastructure.

Figure 9.2-A1 presents a conceptual view of AI-driven partitioning within a hybrid edge-cloud environment. The figure illustrates how workload-placement decisions are coordinated through

an adaptive partitioning policy engine that receives operational telemetry from multiple computational tiers and determines where AI tasks execute. Rather than relying on static deployment configurations, the architecture continuously evaluates system conditions and allocates computational responsibilities according to current resource availability, communication constraints, performance requirements, and operational objectives.

The figure also demonstrates that partitioning extends beyond simple task offloading. In addition to determining execution locations, the partitioning engine can perform model splitting, workload migration, adaptive resource allocation, and policy-driven orchestration across heterogeneous infrastructure. Through these capabilities, hybrid AI systems can balance responsiveness, efficiency, scalability, privacy, and reliability while maintaining alignment with operational requirements.

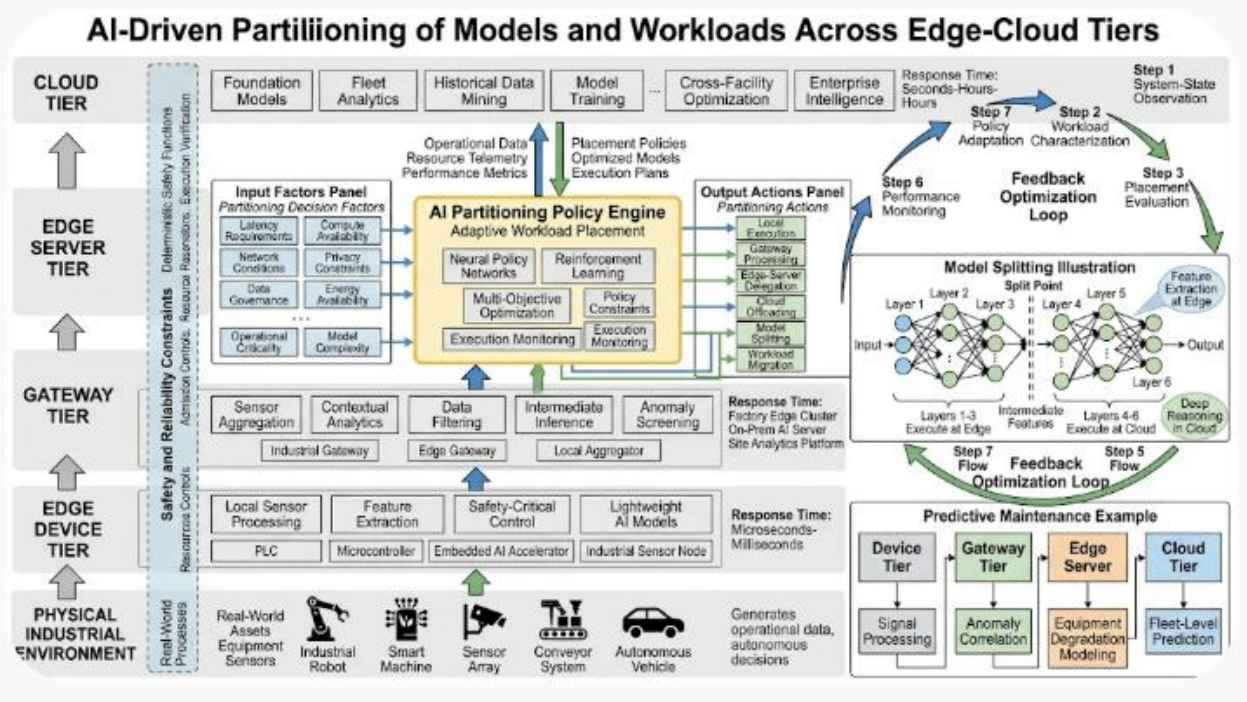

Figure 9.2-A1 — AI-Driven Partitioning of Models and Workloads Across Edge–Cloud Tiers
The figure illustrates an adaptive workload-partitioning architecture in which an AI-driven partitioning policy engine dynamically allocates AI models, inference operations, and data-processing tasks across edge devices, gateways, edge servers, and cloud platforms. Partitioning decisions are influenced by latency requirements, computational availability, network conditions, privacy constraints, energy resources, operational criticality, and model complexity. Continuous feedback monitoring, reinforcement learning, and multi-objective optimization enable the architecture to adapt placement policies in response to changing operating conditions while maintaining performance, efficiency, reliability, and scalability.

Legend

Figure Element	***Description***
Physical Industrial Environment	*Real-world assets, sensors, robots, machines, vehicles, and industrial equipment that generate operational data and receive autonomous control actions.*
Edge Device Tier	*Local processing layer responsible for sensor processing, feature extraction, lightweight inference, and safety-critical control functions.*
Gateway Tier	*Intermediate aggregation layer that performs contextual analytics, anomaly screening, and localized coordination among connected devices.*
Edge Server Tier	*Site-level computational layer supporting larger neural networks, digital twins, advanced analytics, and multi-device intelligence.*
Cloud Tier	*Large-scale computational platform supporting foundation models, fleet analytics, model training, enterprise intelligence, and global optimization.*
AI Partitioning Policy Engine	*Central orchestration mechanism that determines workload placement, model distribution, and execution-tier selection.*
Partitioning Decision Factors Panel	*Operational variables evaluated by the partitioning engine, including latency, compute availability, network quality, privacy, energy, criticality, and model complexity.*
Output Actions Panel	*Potential workload-placement actions generated by the policy engine, including local execution, cloud execution, model splitting, and workload migration.*
Model Splitting Illustration	*Demonstrates how different segments of a neural network can execute across multiple computational tiers.*
Predictive Maintenance Example	*Illustrates workload decomposition across device, gateway, edge-server, and cloud tiers.*
Feedback Optimization Loop	*Continuous monitoring and policy-adaptation cycle that enables dynamic workload reallocation.*
Safety and Reliability Layer	*Cross-cutting architectural constraints that enforce deterministic control boundaries, policy restrictions, and operational safeguards.*

AI-Driven Partitioning as Adaptive Cognitive Orchestration

Figure 9.2-A1 illustrates AI-driven partitioning as a continuous orchestration process that governs how intelligence is distributed throughout a hybrid edge-cloud environment. Rather than assigning workloads to fixed execution locations, the architecture continuously evaluates the operational state of the system and determines how computational responsibilities is allocated among available resources. As a result, workload placement becomes an adaptive decision-making process rather than a static deployment configuration.

At the base of the architecture, the **Physical Industrial Environment** generates the observations, events, and sensor measurements upon which higher levels of intelligence depend. Industrial equipment, robotic systems, sensor arrays, autonomous vehicles, and production assets provide the real-time operational data that drives partitioning decisions. This layer represents the interface between computational intelligence and physical processes.

Immediately above this level, the **Edge Device Tier** performs localized processing activities including feature extraction, sensor filtering, lightweight inference, and safety-critical control. The placement of these functions close to physical assets minimizes response latency and supports deterministic operation. For time-sensitive applications such as machine protection, obstacle avoidance, equipment interlocking, and process control, maintaining local execution is essential for preserving operational safety and responsiveness.

The **Gateway Tier** and **Edge Server Tier** represent intermediate computational layers that enable increasingly sophisticated forms of analysis. These tiers aggregate observations from multiple devices, perform contextual processing, host larger AI models, and support site-level optimization functions. Their position within the architecture illustrates how hybrid systems can progressively expand contextual awareness without requiring all processing tasks to be transmitted directly to the cloud.

At the highest level, the **Cloud Tier** provides the computational scale required for foundation models, fleet analytics, historical data mining, enterprise intelligence, and cross-facility optimization. Unlike edge-based processing, cloud intelligence can leverage information from numerous operational environments simultaneously, enabling broader pattern recognition, long-term learning, and strategic optimization. The upward flow of telemetry and operational metrics shown in the figure enables cloud systems to develop a comprehensive view of system behavior, while downward policy propagation distributes optimized models and execution strategies back to lower tiers.

The centerpiece of the architecture is the **AI Partitioning Policy Engine**, which functions as the cognitive coordinator of the hybrid environment. By integrating neural policy networks,

reinforcement learning mechanisms, multi-objective optimization techniques, and policy constraints, the engine continuously evaluates competing workload-placement alternatives. Its central position in the figure reflects its role in coordinating all computational tiers and transforming distributed infrastructure into a unified cognitive system.

The **Partitioning Decision Factors Panel** highlights the multi-dimensional nature of partitioning decisions. Workload placement is influenced not only by computational capacity but also by latency requirements, network availability, privacy constraints, energy limitations, operational criticality, and model complexity. The inclusion of these factors reinforces a key architectural principle: effective workload placement requires balancing multiple objectives simultaneously rather than optimizing any single performance metric.

Two architectural features merit particular attention. The first is the **Model Splitting Illustration**, which demonstrates how neural network layers can be distributed across computational tiers. Early layers may execute on edge devices to perform feature extraction and data reduction, while deeper layers execute on edge servers or cloud resources to perform computationally intensive reasoning. This capability allows systems to exploit the strengths of multiple execution environments while reducing communication overhead and preserving data locality.

The second feature is the **Feedback Optimization Loop**, which illustrates that partitioning occurs as a closed-loop process. System-state observation, workload characterization, placement evaluation, deployment, monitoring, and policy adaptation continuously influence future decisions. Through this iterative process, the partitioning strategy evolves alongside changes in workload demand, resource availability, and environmental conditions.

Viewed collectively, Figure 9.2-A1 demonstrates that AI-driven partitioning establishes the computational topology of hybrid cognition. It determines where perception occurs, where models execute, where contextual intelligence is assembled, and where large-scale optimization is performed. By continuously matching workloads to the resources most capable of executing them, intelligent partitioning enables hybrid AI systems to achieve responsiveness, scalability, efficiency, resilience, and operational adaptability across heterogeneous industrial environments.

Beyond neural network splitting, AI-driven partitioning also determines **workload granularity**, meaning the level at which computational responsibilities are divided among infrastructure tiers. A hybrid cognitive system does not necessarily need to distribute an entire application as a single indivisible workload. Instead, it can decompose an application into individual processing stages, including sensor preprocessing, feature extraction, inference, contextual reasoning, decision optimization, and actuation authorization.

Different stages can consequently execute at different tiers according to their computational and operational requirements.

For example, an industrial predictive-maintenance application may distribute its processing responsibilities as follows:

- **Device level:** Sensors collect vibration, temperature, acoustic, and pressure measurements. Lightweight embedded AI models perform initial signal processing, feature extraction, and localized anomaly screening.
- **Gateway level:** More capable AI models correlate observations from multiple sensors, perform contextual anomaly detection, and determine whether an emerging condition requires escalation.
- **Edge-server level:** Larger neural networks analyze equipment behavior across multiple machines, identify correlated abnormalities, and estimate equipment degradation patterns.
- **Cloud level:** Computationally intensive models integrate historical operational records, production information, maintenance histories, and fleet-wide observations to perform long-horizon predictive analytics and model optimization.

This distribution creates a hierarchical computational structure in which immediate perception and response remain close to the physical process, while broader contextual analysis and computationally intensive learning can leverage more powerful infrastructure.

The distinction between immediate operational control and higher-level analytical intelligence is particularly important in industrial environments. Tasks such as obstacle avoidance, emergency shutdown, motor protection, machine interlocking, and safety-limit enforcement generally require deterministic local execution. Their successful operation must not depend on continuous cloud connectivity, remote model availability, or the completion of computationally intensive inference elsewhere in the network.

AI-driven partitioning must account for operational criticality as a fundamental criterion in determining workload placement across edge and cloud tiers. Safety-critical functions remain within appropriately engineered local control boundaries, where deterministic control logic and independently validated safety mechanisms provide authoritative protection. AI contributes to perception, anomaly recognition, predictive assessment, and decision support without displacing these established safety functions. Accordingly, learned workload-placement policies operate within explicitly defined safety constraints and cannot override mandatory safety interlocks, weaken protective control mechanisms, or introduce uncontrolled dependencies into

safety-critical execution paths. This separation preserves the responsiveness and reliability of local protection systems while allowing AI-driven workloads to benefit from distributed computational resources.

By contrast, predictive maintenance, historical anomaly correlation, fleet-wide optimization, production forecasting, and large-scale model training are generally more suitable for execution on edge servers or cloud infrastructure. These activities can tolerate greater communication delays and often benefit from access to larger datasets and more substantial computational resources.

Another essential dimension is **adaptive partitioning across heterogeneous edge-device populations**. Industrial IoT deployments rarely operate with identical devices. They may include low-power microcontrollers, embedded AI accelerators, industrial gateways, programmable logic controllers, edge servers, and centralized cloud platforms. Each device has different processor architectures, memory capacities, accelerator availability, communication interfaces, and energy constraints.

A static partitioning configuration may consequently produce highly uneven resource utilization. A computationally demanding model deployed on a low-power sensor gateway could exhaust available memory or introduce unacceptable inference delays, while a more capable edge server remains underutilized.

AI-driven orchestration addresses this problem by maintaining an evolving representation of device capabilities and operational conditions. The partitioning policy can use device profiles, runtime telemetry, historical execution measurements, and workload-specific performance requirements to assign computational responsibilities dynamically.

For example, when a particular gateway approaches its CPU or memory limits, the orchestration engine may transfer selected inference operations to a nearby edge server. If network congestion subsequently increases, the system may reduce remote dependencies by executing a lightweight model locally, provided that the alternative model satisfies the required accuracy and safety constraints. Similarly, battery-powered devices may execute compressed neural networks locally while delegating more computationally intensive analysis to a gateway when communication and energy conditions permit.

This capability enables **capability-aware and context-sensitive workload distribution**, allowing hybrid AI architectures to scale across diverse industrial environments without imposing identical computational requirements on every connected device.

AI-driven partitioning also needs to account for changing conditions over time. Workload characteristics, environmental complexity, device availability, network quality, and operational priorities are rarely constant. A model that performs efficiently at the beginning of a production cycle may become unsuitable when sensor traffic increases, additional equipment enters operation, or network congestion develops.

Accordingly, partitioning can operate as a continuous feedback-driven optimization loop:

- **System-state observation:** Collect telemetry describing computational utilization, memory availability, network performance, energy conditions, workload demand, and operational requirements.
- **Workload characterization:** Evaluate the computational complexity, model dependencies, data volume, accuracy requirements, and latency sensitivity of each task.
- **AI-based placement evaluation:** Use learned policies and optimization models to compare alternative execution locations and model-partitioning configurations.
- **Constraint validation:** Verify that the proposed placement satisfies latency deadlines, privacy requirements, resource limits, reliability objectives, and industrial safety boundaries.
- **Partitioning and deployment:** Assign or migrate eligible workloads across edge devices, gateways, edge servers, and cloud infrastructure.
- **Performance monitoring:** Measure actual execution latency, resource consumption, inference quality, communication overhead, and operational outcomes.
- **Policy adaptation:** Incorporate execution feedback into subsequent placement decisions, refining the partitioning strategy as environmental and system conditions evolve.

This feedback loop transforms workload distribution from a one-time deployment decision into an ongoing form of intelligent computational orchestration.

Nevertheless, dynamic partitioning must be implemented with appropriate safeguards against excessive workload migration, unstable policy behavior, and repeated reassignment between computational tiers. Frequent migration can introduce model-loading overhead, state-transfer costs, synchronization problems, and unpredictable execution delays. A robust partitioning architecture therefore incorporates migration thresholds, minimum execution intervals, hysteresis mechanisms, resource reservations, and policy-stability constraints. Where

operational conditions are highly variable, the system may also use predictive models to anticipate resource shortages or network degradation before they become critical.

Ultimately, AI-driven partitioning establishes the computational topology of hybrid cognition. It determines where perception occurs, where inference is performed, where contextual intelligence is assembled, and where computationally intensive optimization is executed. It also establishes the distribution of autonomy across the architecture by separating immediate local intelligence from broader edge-level and cloud-level reasoning.

This capability is particularly important for industrial AIoT systems, where intelligence must be distributed across thousands of heterogeneous devices while maintaining acceptable latency, computational efficiency, data confidentiality, operational continuity, and safety. Rather than centralizing intelligence in the cloud or attempting to execute every model locally, AI-driven partitioning creates an adaptive computational ecosystem in which each tier performs the functions for which it is most appropriate.

By continuously evaluating resource availability, workload complexity, network conditions, privacy constraints, and operational criticality, intelligent partitioning enables hybrid AI systems to allocate computational responsibilities according to the changing needs of the industrial environment. It therefore provides the architectural foundation for scalable, resilient, and context-aware distributed intelligence.

With AI-driven partitioning establishing **where computational intelligence is executed**, the next architectural challenge is determining **how inference requests, intermediate representations, and resulting decisions are transmitted among computational tiers**. Assigning a workload to an appropriate execution location does not, by itself, guarantee efficient distributed processing. Inefficient communication paths, network congestion, resource contention, or poorly timed task transfers can undermine the performance benefits of distributed intelligence, particularly in applications with stringent response deadlines.

This progression—from intelligent workload allocation to intelligent execution-path selection—introduces **latency-aware AI routing for inference and real-time decision flows**. Within this framework, AI-driven routing policies continuously evaluate network conditions, computational resource availability, end-to-end latency estimates, response deadlines, and operational priorities. Based on these factors, the routing architecture directs inference requests, intermediate data, and decision traffic through the most appropriate communication and execution paths. By coordinating communication efficiency with computational availability and application timing requirements, latency-aware routing enables hybrid edge–cloud systems to maintain responsive, reliable, and context-sensitive information flows.

b. Latency-Aware AI Routing for Inference and Real-Time Decision Flows

Latency-aware AI routing is the intelligent communication and execution-path coordination mechanism that governs how inference requests, intermediate representations, analytical results, and operational decisions flow among embedded devices, local gateways, edge servers, and centralized cloud infrastructure within a hybrid cognitive system. While AI-driven partitioning establishes *where* computational workloads are executed, latency-aware routing determines *how, when, and through which communication paths* those workloads and their associated information are transmitted, delegated, prioritized, or processed locally.

This distinction establishes two complementary dimensions of distributed intelligence. Workload partitioning defines the distribution of computational responsibilities across architectural tiers, whereas latency-aware routing coordinates the movement of information and execution requests among those tiers in accordance with network conditions, resource availability, response deadlines, and operational priorities. Together, these mechanisms provide the computational allocation and communication coordination foundations required for responsive, efficient, and resilient hybrid edge–cloud intelligence.

In conventional distributed networking architectures, routing decisions are predominantly governed by predefined network configurations, shortest-path algorithms, static quality-of-service (QoS) policies, or manually established priority rules. Although these mechanisms can provide predictable connectivity under relatively stable conditions, they are insufficient for complex industrial AIoT environments in which inference requests have different computational requirements, response deadlines, operational priorities, and consequences of delay. A network path that is technically available may not necessarily be suitable for a particular inference task if congestion, packet loss, transmission delays, or remote processing overhead prevent the resulting decision from meeting its operational deadline.

Hybrid cognitive systems therefore require routing mechanisms that understand not only network connectivity but also the computational and semantic characteristics of the information being transmitted. This transforms routing from a conventional packet-forwarding function into an **AI-driven, context-aware orchestration process** in which communication paths and execution destinations are continuously evaluated against application-level requirements.

From an explicit AI perspective, latency-aware routing can be implemented through **neural latency predictors, AI-based path-selection models, and deadline-aware routing policies**. These components collectively estimate communication and execution delays, evaluate alternative routing paths, predict congestion, and determine whether inference requests can satisfy their required response deadlines.

Neural latency predictors learn relationships between network conditions, computational workloads, and observed execution times. Their inputs may include real-time network telemetry, historical communication measurements, edge-device utilization, queue lengths, inference complexity, packet transmission characteristics, and cloud-service responsiveness. Based on these observations, the models estimate the expected end-to-end completion time associated with alternative execution and communication paths.

Importantly, latency prediction must account for more than network transmission time. The total response time of an inference request may include:

- Data acquisition and preprocessing time.
- Local queueing and scheduling delays.
- Network transmission time.
- Intermediate gateway processing time.
- Remote inference execution time.
- Result transmission and return-path delays.
- Decision validation and actuation communication time.

A fundamental objective of latency-aware routing is to minimize the **end-to-end response time** experienced by an application rather than optimizing any single component of the execution path. From a system perspective, inference latency consists of multiple computational and communication delays that collectively determine how quickly a decision can be generated and acted upon. A simplified end-to-end latency model can be expressed as

$$T_{\mathrm{E2E}} = T_{\mathrm{pre}} + T_{\mathrm{queue}} + T_{\mathrm{network}} + T_{\mathrm{inference}} + T_{\mathrm{return}} + T_{\mathrm{decision}}$$

where:

- T_{E2E} represents the total time required to process an inference request and deliver a usable decision.
- T_{pre} represents data acquisition, preprocessing, feature extraction, and input preparation.
- T_{queue} represents scheduling delays and resource contention within the selected execution environment.

- $T_{network}$ represents communication latency associated with transmitting requests, model partitions, or intermediate representations across the network.
- $T_{inference}$ represents the computational time required to execute the AI model.
- T_{return} represents the time required to transmit inference results to the requesting device, application, or control system.
- $T_{decision}$ represents post-processing, validation, policy evaluation, and decision-delivery overhead prior to execution.

This formulation illustrates that overall responsiveness depends on the combined effects of computation, communication, and scheduling rather than on network latency alone. A cloud platform may possess substantially greater computational resources and execute a model more rapidly than a local edge node; however, the additional transmission and queueing delays associated with remote execution may offset the computational advantage. Conversely, a nearby edge server may deliver faster end-to-end performance despite having lower processing capacity because communication delays are significantly reduced.

As a result, latency-aware routing policies evaluate the complete execution path instead of optimizing individual latency components in isolation. Effective routing decisions account for the interactions among network conditions, computational load, resource availability, and application deadlines to identify the execution location that minimizes overall response time. This holistic perspective enables hybrid edge-cloud AI systems to maintain real-time responsiveness while dynamically adapting to changing operational and network conditions.

Neural latency predictors and deadline-aware routing policies provide the intelligence necessary to adapt inference routing decisions to changing network and computational conditions. A variety of AI techniques can support this capability, including supervised learning, recurrent neural networks (RNNs), temporal sequence models, graph neural networks (GNNs), and reinforcement learning (RL). Temporal models can learn recurring patterns of congestion, bandwidth fluctuations, and latency variation, enabling the prediction of emerging communication bottlenecks before they affect application performance. Graph neural networks extend this capability by modeling communication infrastructures as interconnected graphs of nodes and links, allowing routing policies to reason about topology, resource availability, path quality, and network-wide dependencies. Reinforcement learning further enhances routing intelligence by enabling systems to learn adaptive routing strategies that maximize long-term performance under dynamic operational conditions.

To satisfy application deadlines and quality-of-service requirements, routing decisions can be

formulated as a constrained optimization problem. A latency-aware routing policy evaluates multiple execution and communication alternatives and selects the action that minimizes overall operational cost while ensuring timely completion. A simplified deadline-aware routing decision can be expressed as

$$a_t^* = \arg\min_{a \in A} \left[\alpha \widehat{T}_{\mathrm{E2E}}(a) + \beta C_{\mathrm{network}}(a) + \gamma E(a) + \delta R(a) \right]$$

subject to

$$\widehat{T}_{\mathrm{E2E}}(a) \leq D$$

where:

- a represents a candidate routing or execution-path action.
- A denotes the set of feasible routing alternatives.
- $\widehat{T}_{\mathrm{E2E}}(a)$ represents the predicted end-to-end completion time associated with action a.
- $C_{network}$ represents communication cost, including bandwidth utilization and transmission overhead.
- E(a) represents the estimated energy consumption associated with the selected execution path.
- R(a) represents the operational risk of the routing decision, which may include reliability, congestion, or service-disruption considerations.
- D represents the application-specific response deadline.
- α, β, γ, and δ represent weighting factors that balance competing optimization objectives.

This formulation illustrates how AI-driven routing can jointly optimize response time, communication efficiency, energy utilization, and operational reliability while satisfying strict deadline constraints. In practical deployments, routing policies are often subject to additional requirements, including data-locality rules, privacy regulations, security policies, minimum service-level guarantees, and safety-critical execution boundaries. Consequently, effective routing decisions must balance not only performance objectives but also the broader operational, regulatory, and reliability requirements of the hybrid edge-cloud environment.

The routing engine evaluates several interdependent operational dimensions:

- **Inference deadlines and temporal sensitivity:** How quickly must the inference result become available? Is the application operating under a strict response deadline, a soft real-time requirement, or a non-time-critical analytical schedule? What are the consequences if the deadline is missed?
- **Network conditions and path stability:** Are available communication links experiencing congestion, packet loss, jitter, or fluctuating bandwidth? Can the selected route maintain sufficiently predictable communication performance throughout the inference transaction?
- **Edge computational load:** Is the requesting device or nearby gateway capable of processing the inference locally within the required time? Are CPU utilization, memory pressure, accelerator availability, and computational queue lengths approaching operational limits?
- **Cloud and edge-server availability:** Are remote computational resources reachable, responsive, and sufficiently provisioned? Can an alternative edge server provide faster or more reliable execution than the centralized cloud?
- **Task criticality and decision urgency:** Does the inference support immediate safety enforcement, autonomous equipment control, operational monitoring, predictive maintenance, or long-term optimization? What priority does the associated communication flow receive?
- **Energy consumption and resource efficiency:** Would local execution consume excessive energy? Is it more efficient to transmit a compressed feature representation to a nearby gateway or remote computational tier?
- **Data sensitivity and security requirements:** Can the inference request be transmitted beyond the local industrial network? Does the selected path satisfy encryption, authentication, access-control, and data-governance requirements?
- **Inference complexity and model availability:** Is the required AI model already deployed on the selected node? Would transferring the model, loading its parameters, or synchronizing its execution state introduce additional delays?

These operational dimensions enable the routing engine to determine whether an inference request is processed locally, forwarded to a nearby edge server, or delegated to centralized cloud infrastructure. This decision extends beyond a simple choice between edge and cloud execution. Instead, it involves intelligent selection among multiple possible execution paths based on the system's current operational state, communication conditions, available

computational resources, and application-specific response deadlines. The operational dimensions evaluated by the routing engine are summarized in Table 9.2-A2.

As discussed in the preceding sections, latency-aware AI routing requires substantially more than selecting the shortest communication path or the least congested network link. Effective routing decisions emerge from the interaction of multiple computational, communication, operational, and regulatory factors that collectively influence whether an inference request can be completed within its required deadline. The routing engine must continuously evaluate network performance, computational resource availability, workload characteristics, security constraints, energy consumption, and task criticality while simultaneously balancing responsiveness, reliability, and resource efficiency. Consequently, latency-aware routing functions as a multidimensional decision process that extends beyond traditional network management. Table 9.2-A2 summarizes the principal decision criteria used by AI-driven routing systems and illustrates how these factors influence execution-path selection across hybrid edge-cloud intelligence environments.

Table 9.2-A2 presents the primary operational dimensions evaluated by latency-aware AI routing systems when selecting execution locations and communication paths for distributed AI workloads. The table highlights the relationship between routing objectives, evaluation metrics, AI-driven analytical techniques, and the resulting execution-path decisions. Collectively, these criteria enable routing engines to determine whether inference requests remain within local devices, be delegated to nearby edge resources, or be transferred to regional or cloud-based computational environments.

Unlike conventional routing mechanisms that primarily focus on network-level performance, latency-aware AI routing incorporates application-level requirements, including response deadlines, energy efficiency, security compliance, computational demand, and operational risk. This broader perspective transforms routing into an intelligent orchestration capability that coordinates both communication and computation across distributed AI infrastructures.

Table 9.2-A2 – Latency-Aware AI Routing Decision Criteria and Execution-Path Selection in Hybrid Edge–Cloud Intelligence Systems

Routing Dimension	Primary Evaluation Factors	AI Techniques Employed	Routing Decision Impact	Typical Execution Preference
Inference Deadline Sensitivity	Response deadline, temporal	Neural latency predictors, deadline-aware	Determines whether inference can be offloaded	Local device or edge execution for

	constraints, safety implications	policies, reinforcement learning	without violating timing requirements	strict real-time tasks
Network Conditions and Path Stability	Latency, jitter, packet loss, bandwidth availability, congestion levels	Temporal sequence models, RNNs, GNNs	Selects communication routes with the highest probability of meeting service requirements	Alternative edge paths or cloud routes depending on predicted conditions
Computational Resource Availability	CPU/GPU utilization, memory capacity, accelerator availability, queue lengths	Resource prediction models, workload forecasting	Balances computational load across distributed resources	Execution migrated to least-congested qualified node
Inference Complexity	Model size, computational demand, memory requirements, execution cost	Workload characterization models, execution profilers	Matches workload requirements with available compute resources	Edge server or cloud execution for computationally intensive models
Energy Efficiency	Device battery level, power consumption, communication overhead	Multi-objective optimization, energy-aware RL	Reduces overall energy expenditure while maintaining performance	Local inference or feature transmission depending on energy tradeoffs
Data Sensitivity and Security	Privacy constraints, governance policies, encryption requirements,	Policy-based AI routing and compliance rules	Constrains execution locations and transmission routes	Local or private-edge execution for regulated data

	regulatory restrictions			
Task Criticality	Operational priority, safety impact, economic consequences of delay	Priority classification models and policy engines	Determines admission priority and resource reservation levels	Highest-priority local execution for safety-critical functions
Model Availability	Model deployment status, synchronization state, version compatibility	Model-placement optimization and orchestration systems	Avoids model-loading and transfer delays	Nodes with locally available models preferred
Operational Risk Assessment	Reliability, failure probability, service continuity, fault tolerance	Probabilistic risk models and predictive analytics	Selects routes that maximize resilience and continuity	Redundant edge or alternative regional resources
Quality-of-Service (QoS) Requirements	Service guarantees, deterministic communication needs, SLA constraints	AI-enhanced QoS orchestration	Ensures compliance with latency and availability thresholds	Deterministic edge-network pathways

Table 9.2-A2 demonstrates that latency-aware AI routing is fundamentally a multidimensional optimization process rather than a conventional packet-forwarding mechanism. The routing engine evaluates numerous interdependent variables simultaneously to determine where and how an inference request is processed. The table illustrates that effective routing decisions emerge from the interaction of temporal requirements, communication conditions, computational resources, operational priorities, and governance constraints.

One of the most significant observations from Table 9.2-A2 is that **inference deadline sensitivity serves as the primary determinant of routing behavior**. Applications with strict real-time requirements, particularly those associated with safety-critical functions, generally favor local or

edge-level execution because even minor communication delays may compromise operational effectiveness. In contrast, workloads with less restrictive timing requirements can be delegated to higher-capacity edge servers or cloud infrastructures where greater computational resources are available.

The table also highlights the growing importance of **network intelligence as a routing variable**. Traditional routing mechanisms operate largely on connectivity and path availability, whereas latency-aware systems continuously evaluate latency, bandwidth, jitter, packet loss, and congestion conditions. By incorporating neural latency prediction and topology-aware learning models, routing policies can anticipate future communication performance rather than merely reacting to current network states. This predictive capability enables proactive workload redistribution before performance degradation affects operational outcomes.

Another important relationship illustrated in the table involves the interaction between **computational resource availability and inference complexity**. A powerful cloud platform may be capable of executing complex models more efficiently than a local edge device, yet the communication overhead associated with remote execution may negate the computational advantage. Consequently, routing decisions must consider both processing capability and communication conditions simultaneously. This reinforces the principle that routing optimization focuses on minimizing end-to-end response time rather than any individual latency component.

The inclusion of **energy efficiency** as a routing criterion reflects the increasing importance of resource-aware AI systems. Many AIoT devices operate under power constraints, making local execution potentially costly from an energy perspective. In some situations, transmitting compact feature representations to a nearby edge server may consume less energy than executing a computationally intensive model directly on the device. As a result, energy-aware routing policies balance performance objectives against sustainability and device-longevity considerations.

Equally significant are the **security, privacy, and governance dimensions** identified in the table. Not all inference requests can be freely routed to remote computational resources. Regulatory requirements, data-locality restrictions, and organizational security policies frequently constrain execution options. Routing systems must therefore ensure that selected communication paths and execution environments comply with applicable governance requirements while maintaining acceptable levels of performance. This illustrates how routing decisions are influenced not only by technical considerations but also by organizational and regulatory obligations.

The table further demonstrates that **task criticality and operational risk assessment** play central roles in prioritizing inference requests. High-priority operational functions such as safety monitoring, fault detection, and autonomous control receive preferential access to communication bandwidth and computational resources. Conversely, lower-priority analytical workloads can be delayed, rerouted, or opportunistically scheduled without significantly affecting operational performance. This prioritization mechanism helps ensure that critical functions remain responsive even under conditions of resource contention or network congestion.

Another notable observation is the importance of **model availability and deployment awareness**. Routing an inference request to a computational node where the required model is not already deployed may introduce substantial loading, synchronization, or transfer delays. Effective routing policies therefore consider not only where computational resources exist but also where appropriate AI models are readily available for execution. This integration of model management and routing intelligence represents a defining characteristic of modern distributed AI architectures.

Finally, the table emphasizes that latency-aware routing is inherently a **multi-objective optimization problem**. No single routing criterion independently determines the optimal execution path. Instead, routing policies must continuously balance competing objectives, including responsiveness, reliability, energy efficiency, security, resource utilization, and operational risk. The resulting decisions enable hybrid edge-cloud intelligence systems to adapt dynamically to changing environmental conditions while preserving performance, resilience, and compliance requirements.

Taken as a whole, Table 9.2-A2 reveals that latency-aware AI routing functions as the decision-making layer that coordinates distributed intelligence across heterogeneous computational tiers. By integrating communication awareness, computational reasoning, operational priorities, and governance constraints into a unified routing framework, the architecture transforms distributed edge-cloud infrastructure into a responsive and adaptive execution environment capable of supporting real-time intelligent operations.

A particularly important capability is deadline-aware selection between local inference and remote execution. Consider an industrial robotic arm operating in close proximity to workers and other machinery. Its collision-avoidance system continuously evaluates nearby objects, estimates potential collision trajectories, and initiates appropriate protective responses. Because even relatively small processing or communication delays can introduce unacceptable physical risks, time-critical perception and immediate protective control remain within the local execution environment. Accordingly, the routing policy retains these inference and control flows

locally rather than introducing dependencies on remote edge or cloud communication. Remote resources may support complementary functions, such as trajectory optimization, operational analytics, and long-term performance analysis, but they do not become part of the time-critical protective control path. This separation allows distributed AI resources to enhance robotic intelligence without compromising the responsiveness and independence of local safety mechanisms.

By contrast, predictive-maintenance analysis may involve collecting vibration measurements, temperature patterns, acoustic signatures, and historical operating records from multiple machines. This workload generally does not require microsecond-scale responses. Its analytical components can be routed to an edge server or cloud platform, where larger neural networks can identify long-term degradation patterns and correlations across equipment populations.

Similarly, an autonomous vehicle may execute immediate object detection, collision avoidance, and vehicle stabilization locally, while delegating selected route optimization, traffic-pattern analysis, or fleet-level coordination tasks to remote infrastructure when communication conditions permit.

These examples demonstrate that routing decisions must be aligned with the temporal and operational characteristics of individual AI applications. A task's computational complexity alone does not determine its routing destination; its deadline, safety implications, and tolerance for communication delays are equally important.

Latency-aware AI routing also introduces priority-based communication and inference-flow management. In industrial environments, not all data streams and inference requests have equal operational importance. A safety-related alert, emergency shutdown request, or equipment-protection signal must not compete with routine telemetry uploads, background analytics, or non-urgent model synchronization on an equal basis.

AI routing policies can therefore classify communication flows according to urgency, operational criticality, and deadline sensitivity. This classification allows the architecture to coordinate network scheduling, computational admission control, and execution priority.

For example, an industrial hybrid AI system may organize its communication flows into several priority classes:

1. **Critical control and protective flows:** Emergency-stop signals, collision-avoidance decisions, protective interlock communications, and other safety-related messages. These require appropriately engineered local execution paths and deterministic

communication mechanisms. They must not depend on the availability of cloud services or discretionary AI routing decisions.

2. **High-priority operational inference:** Machine-fault detection, abnormal-condition alerts, process-deviation recognition, and time-sensitive equipment-monitoring decisions. These flows require tightly controlled response times and preferential access to available edge resources and communication capacity.
3. **Medium-priority analytical flows:** Predictive-maintenance inference, production optimization, multi-sensor correlation, and operational forecasting. These workloads can use nearby edge servers or cloud resources according to available capacity and their application-specific deadlines.
4. **Low-priority background flows:** Historical data aggregation, model synchronization, periodic analytics uploads, and non-urgent learning-related communication. These flows can be scheduled opportunistically during periods of lower network utilization or greater computational availability.

This hierarchical prioritization helps prevent non-critical communication from consuming resources required by urgent operational tasks. It also enables the routing engine to coordinate bandwidth allocation and computational scheduling rather than treating communication and inference execution as independent processes.

An important distinction is that priority classification alone does not guarantee that response deadlines will be met. Effective implementations integrate priority-based scheduling with admission control, resource reservation, traffic shaping, queue management, and appropriate Quality of Service (QoS) mechanisms. In applications requiring deterministic industrial communication, these mechanisms operate within established real-time networking protocols and control-system engineering frameworks. This coordinated approach helps ensure that communication resources, processing capacity, and traffic priorities remain aligned with application-specific timing requirements.

Another important dimension is predictive congestion management. Traditional routing mechanisms frequently react after congestion has already developed, when packet delays and queue lengths begin to increase. AI-driven routing can improve this process by predicting communication degradation before it becomes operationally significant.

For example, neural latency predictors can analyze historical traffic patterns, current bandwidth utilization, packet-loss measurements, gateway queue lengths, and the communication demands of connected devices. By identifying emerging congestion patterns, the routing engine

can proactively redistribute eligible inference requests across alternative gateways, edge servers, or communication paths.

A predictive routing policy may determine that a particular gateway is likely to become overloaded during a period of increased sensor activity. Rather than waiting for its queue to saturate, the policy can redirect selected analytical workloads to another available edge server. Similarly, when network congestion is expected to increase, the system can prioritize compact feature representations, reduce unnecessary telemetry transmissions, or retain selected inference operations locally.

This anticipatory behavior is especially valuable in industrial IoT environments containing large populations of sensors and intelligent devices that generate continuous streams of operational data. It enables communication resources to be managed according to anticipated demand rather than relying exclusively on reactive congestion control.

Latency-aware routing also supports bidirectional cognitive coordination between edge and cloud tiers. Hybrid AI architectures do not simply transmit sensor data upward to centralized infrastructure. They continuously exchange information in both directions, creating a distributed feedback relationship between local intelligence and global optimization.

Upward communication flows may include:

- Sensor measurements and preprocessed data.
- Feature vectors and intermediate neural-network representations.
- Local inference results and anomaly classifications.
- Equipment-health indicators and operational alerts.
- Aggregated telemetry and performance measurements.
- Federated learning updates and model-performance feedback.

Downward communication flows may include:

- Updated AI model parameters and model versions.
- Refined inference policies and operational thresholds.
- Predictive optimization results and maintenance recommendations.
- Resource-allocation instructions and workload-placement guidance.
- Updated anomaly-detection profiles and contextual information.

- Coordination signals for distributed edge agents.

AI routing policies regulate these exchanges according to their communication requirements, urgency, and operational significance.

For instance, an edge gateway may detect an unusual vibration pattern and transmit a compact feature representation to an edge server for more sophisticated analysis. The edge server may correlate this observation with measurements from other machines and return an updated assessment. If the abnormality indicates a broader equipment problem, the cloud platform may perform additional historical analysis and distribute a refined diagnostic model or maintenance recommendation to the relevant edge nodes.

This creates a hierarchical information flow in which local perception, regional inference, and global analytical intelligence operate as interconnected components of a distributed cognitive system. The end-to-end coordination process performed by a latency-aware routing engine is illustrated in Figure 9.2-A2.

Table 9.2-A2 identified the principal operational factors that influence latency-aware AI routing decisions, including inference deadlines, network conditions, computational resource availability, task criticality, energy constraints, security requirements, and operational risk. While these criteria define the information evaluated by the routing engine, it is equally important to understand how these inputs are integrated into an end-to-end routing process that transforms an incoming inference request into a routing and execution decision. In practice, latency-aware routing operates as a continuous orchestration workflow that collects operational context, predicts execution outcomes, evaluates optimization objectives, and selects the most appropriate computational destination across local, edge, regional, and cloud resources. Figure 9.2-A2 illustrates this decision-making process, showing how routing intelligence enables real-time coordination among distributed computational tiers while ensuring that inference requests satisfy application-specific performance, reliability, and security requirements.

Figure 9.2-A2 presents an AI-driven latency-aware routing architecture for real-time inference execution within hybrid edge-cloud environments. The figure illustrates the sequence of analytical and decision-making stages through which an inference request passes before being assigned to an execution destination. Beginning with an AIoT device or sensor-generated inference request, the routing engine evaluates timing requirements, predicted communication delays, resource availability, security constraints, and operational risk before selecting the optimal execution path.

The architecture demonstrates how distributed intelligence systems coordinate communication and computation simultaneously. Rather than making routing decisions solely on the basis of

network connectivity, the routing engine incorporates predictive analytics and multi-objective optimization to determine whether a task is executed locally, delegated to a nearby edge gateway, processed within a regional fog environment, or forwarded to centralized cloud infrastructure. This process enables hybrid cognitive systems to achieve responsive and adaptive decision-making under dynamic operational conditions.

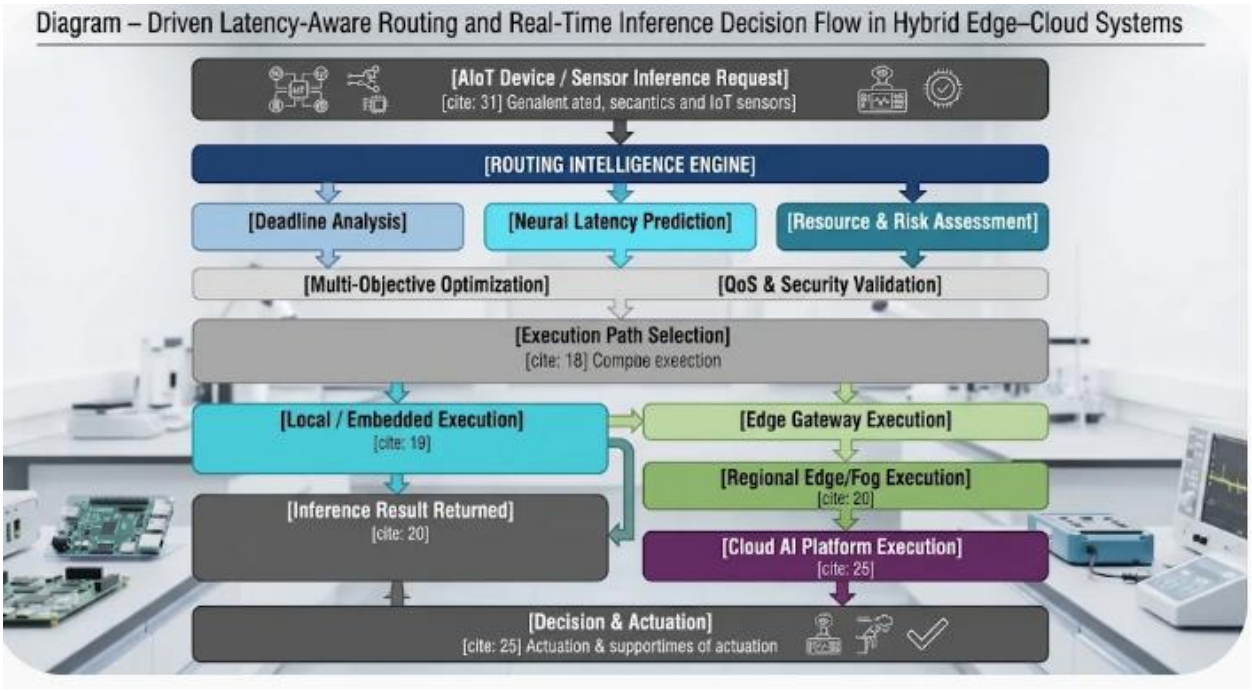

Figure 9.2-A2 – AI-Driven Latency-Aware Routing and Real-Time Inference Decision Flow in Hybrid Edge–Cloud Systems

The figure illustrates the operational workflow of a latency-aware routing engine within a distributed AI architecture. Incoming inference requests generated by AIoT devices are evaluated using deadline analysis, neural latency prediction, and resource-risk assessment. The resulting information is processed through multi-objective optimization and QoS/security validation stages to determine the most appropriate execution destination. Depending on predicted response times, resource availability, operational constraints, and application requirements, inference workloads may be executed locally, at an edge gateway, within regional fog infrastructure, or on centralized cloud AI platforms. Inference results are subsequently returned to the requesting system and translated into operational decisions and actuation responses.

Legend

Figure Component	***Function***
AIoT Device / Sensor Inference Request	*Originates inference workloads from intelligent sensors, embedded devices, machines, and industrial IoT systems.*
Routing Intelligence Engine	*Central decision-making layer that evaluates communication and computational alternatives.*
Deadline Analysis	*Determines response-time requirements, timing constraints, and deadline sensitivity of the task.*
Neural Latency Prediction	*Estimates end-to-end execution latency using real-time and historical communication and processing metrics.*
Resource & Risk Assessment	*Evaluates computational availability, resource utilization, reliability, and operational risk factors.*
Multi-Objective Optimization	*Balances latency, energy consumption, communication cost, and operational objectives.*
QoS & Security Validation	*Verifies compliance with security, privacy, governance, and service-level requirements.*
Execution Path Selection	*Chooses the most appropriate execution destination among available computational tiers.*
Local / Embedded Execution	*Supports ultra-low-latency and safety-critical processing near the physical process.*
Edge Gateway Execution	*Provides near-source inference with enhanced computational resources and moderate latency.*
Regional Edge / Fog Execution	*Coordinates distributed resources across multiple devices or facilities.*
Cloud AI Platform Execution	*Supplies large-scale computational capacity for complex or resource-intensive workloads.*

Inference Result Returned	*Delivers prediction outputs, classifications, or analytical results back to operational systems.*
Decision and Actuation	*Converts inference outcomes into operational actions, control commands, or decision-support recommendations.*

Figure 9.2-A2 illustrates how latency-aware routing transforms distributed AI infrastructure into an intelligent execution fabric capable of coordinating communication and computation in real time. Rather than treating networking and inference execution as independent activities, the architecture integrates predictive analytics, optimization, and operational policy enforcement into a unified decision-making framework. The figure demonstrates how inference requests are evaluated and directed toward execution environments capable of satisfying both performance requirements and operational constraints.

One of the most important features of Figure 9.2-A2 is its depiction of the **routing intelligence engine as an intermediary between inference generation and execution**. Traditional network architectures often separate communication decisions from computational decisions, treating routing and processing as independent functions. In contrast, the illustrated architecture consolidates these responsibilities into a single intelligent orchestration layer that jointly evaluates network conditions, computational resources, and application requirements before selecting an execution path. This integration enables the system to optimize overall responsiveness rather than focusing exclusively on communication efficiency.

The figure further emphasizes the importance of **predictive evaluation before execution-path selection**. Three core analytical components contribute to the routing decision. Deadline analysis establishes the temporal requirements associated with the inference task, neural latency prediction estimates expected completion times across candidate execution locations, and resource-risk assessment evaluates computational availability and operational reliability. Together, these components construct a comprehensive representation of the system's current operational state, enabling routing decisions to be based on anticipated outcomes rather than reactive measurements alone.

Another notable aspect of the architecture is the role of **multi-objective optimization and policy validation**. Routing decisions rarely involve a single performance objective. Instead, the system must balance latency minimization, bandwidth consumption, energy expenditure, security compliance, reliability, and operational risk. The optimization stage therefore evaluates competing objectives simultaneously, while the QoS and security validation layer ensures that selected execution paths remain consistent with organizational, regulatory, and operational

requirements. This demonstrates that routing decisions are influenced not only by technical performance metrics but also by governance and risk-management considerations.

The figure also illustrates the **hierarchical nature of execution-path selection** across distributed computational tiers. Four potential execution environments are available: local embedded resources, edge gateways, regional fog platforms, and centralized cloud AI systems. These execution destinations represent increasing levels of computational capability but often involve corresponding increases in communication distance and transmission overhead. Consequently, routing policies must continuously balance computational advantages against communication costs when determining the most appropriate execution location.

A particularly significant insight provided by the figure is that **local execution remains an essential component of distributed intelligence architectures**. Although cloud platforms possess substantial computational resources, the architecture does not default to cloud execution. Instead, workloads are assigned to the computational tier capable of satisfying application requirements most effectively. Time-critical and safety-sensitive tasks often remain within local or edge environments to avoid communication delays, while computationally intensive analytical workloads can leverage regional or cloud resources when timing constraints permit.

The architecture additionally demonstrates the existence of a **closed-loop decision cycle**. Following execution, inference results are returned to the originating system and translated into operational actions through the decision-and-actuation stage. This highlights the ultimate objective of latency-aware routing: enabling timely decisions within the physical environment. The effectiveness of the routing process is therefore measured not solely by successful communication or computation but by the ability to support meaningful operational responses within required time constraints.

From a systems perspective, the figure further reveals that latency-aware routing functions as the operational mechanism that links distributed computational resources into a coordinated cognitive ecosystem. Local devices, edge gateways, regional processing nodes, and cloud infrastructures no longer operate as isolated processing environments. Instead, they become interconnected execution resources managed by a routing layer capable of matching workload requirements with available computational and communication capabilities in real time.

Ultimately, Figure 9.2-A2 demonstrates that latency-aware AI routing extends the concept of routing beyond packet forwarding into the realm of intelligent computational orchestration. By combining deadline analysis, predictive latency estimation, resource assessment, optimization, and policy enforcement, the architecture enables hybrid edge-cloud systems to deliver

responsive, scalable, and resilient intelligence across diverse operational environments. In doing so, the routing engine becomes a critical coordination mechanism that ensures distributed AI resources function as a unified decision-making system rather than a collection of independent computational nodes.

The routing architecture must also recognize that upward and downward communication flows have different timing characteristics. Sensor alerts and inference requests may require immediate transmission, whereas model updates and historical analytics can often tolerate delayed delivery. Similarly, model updates may involve substantial data volumes and therefore require bandwidth-aware scheduling, integrity verification, and controlled deployment.

Latency-aware AI routing is equally important for maintaining resilience during network degradation and infrastructure failures. Industrial environments cannot assume that communication links, gateways, edge servers, or cloud services will always remain available. Wireless interference, equipment failures, network congestion, power interruptions, and temporary service outages can disrupt normal communication paths.

An AI-driven routing architecture can respond to these conditions by continuously evaluating path availability, predicting communication failures, and selecting alternative execution or communication paths.

Several adaptive responses are particularly important:

- **Local execution fallback:** When cloud connectivity becomes unavailable or remote communication delays exceed acceptable limits, eligible inference tasks can be retained or redirected to local edge resources.
- **Alternative edge-server selection:** When a gateway or edge server becomes overloaded or unavailable, selected workloads can be redirected to another capable node within the industrial network.
- **Predictive path switching:** When latency predictors identify deteriorating network conditions, the routing engine can select an alternative communication path before the existing path becomes unusable.
- **Graceful workload degradation:** When computational resources become constrained, the system may switch to validated lightweight models, reduce non-essential analytical processing, or defer lower-priority tasks while preserving essential operational functions.
- **Store-and-forward communication:** Non-urgent telemetry, analytical records, and synchronization updates can be temporarily buffered and transmitted when network connectivity improves.

- **Controlled recovery and resynchronization:** When connectivity is restored, edge nodes can reconcile buffered information, synchronize model versions, and resume normal communication according to controlled recovery procedures.

These mechanisms help preserve local autonomy even when centralized computational resources become temporarily inaccessible. However, resilient routing must distinguish between recoverable analytical operations and functions that require guaranteed local execution. Safety-critical protective mechanisms must continue operating independently of cloud connectivity and must not be replaced by best-effort remote fallback.

The implementation of latency-aware routing also requires attention to prediction uncertainty and policy stability. Neural latency predictors operate on historical and real-time measurements, but network behavior can change unexpectedly. An apparently favorable route may experience sudden congestion, and a remote execution node may become unavailable after a routing decision has been made.

Consequently, robust AI routing cannot rely exclusively on a single predicted latency value. Instead, it incorporates prediction intervals, confidence estimates, timing margins, and worst-case execution considerations when evaluating communication and execution paths for time-sensitive workloads. These measures enable the routing engine to account for prediction uncertainty and reduce the likelihood that optimistic latency estimates will result in missed application deadlines.

For example, when the predicted inference completion time approaches an application's deadline, the routing engine may retain the task within the local execution environment or select a more predictable communication path rather than risk a deadline violation through remote execution. Similarly, routing policies incorporate hysteresis mechanisms and minimum switching intervals to prevent excessive path changes when network measurements fluctuate around decision thresholds. These mechanisms improve routing stability, reduce unnecessary transitions, and help maintain predictable execution behavior under variable network conditions.

In safety-sensitive industrial applications, AI-based routing recommendations remain subject to deterministic network policies, authenticated communication channels, access-control mechanisms, and independently validated fail-safe behavior. The objective is not to replace established networking and industrial control mechanisms with neural decision-making, but to augment these mechanisms with predictive intelligence, adaptive resource coordination, and context-aware execution-path selection. This arrangement preserves established control and communication safeguards while allowing AI to respond more effectively to changing

operational conditions.

Ultimately, latency-aware AI routing transforms the communication infrastructure of hybrid AI systems into an intelligent, deadline-sensitive execution fabric. Rather than merely forwarding packets through predefined network paths, the architecture evaluates the relationships among communication conditions, computational availability, inference complexity, decision urgency, and operational risk. Based on this assessment, it determines which information is transmitted, where it is directed, when transmission occurs, and which execution path provides the most appropriate balance of responsiveness, reliability, and resource efficiency. Through this coordinated process, latency-aware routing connects distributed computational capabilities into a responsive and operationally adaptive intelligence system.

This capability enables edge devices, gateways, edge servers, and cloud platforms to function as coordinated components of a distributed intelligence architecture. Immediate decisions can remain close to the physical process, computationally intensive inference can leverage remote resources when appropriate, and analytical information can move across the infrastructure without unnecessarily interfering with time-sensitive operational flows.

By coordinating communication paths with inference deadlines and computational requirements, latency-aware routing complements AI-driven workload partitioning. Partitioning establishes the distribution of computational responsibilities, while routing establishes the timely movement of inference requests, intermediate representations, and decisions required to execute those responsibilities. Together, these mechanisms provide the foundation for responsive, scalable, and resilient hybrid cognition.

With latency-aware routing determining **how information and decisions move across computational tiers**, the next architectural challenge is determining **how autonomous intelligence is organized across different temporal and operational levels**. Hybrid industrial systems must coordinate immediate reflexive responses with broader contextual reasoning, predictive analysis, and long-horizon strategic optimization. These activities operate at different timescales and require different levels of computational authority. Their coordination defines the role of **hierarchical AI autonomy**, in which local reflex agents manage immediate perception and control, edge-level agents coordinate regional operational intelligence, and cloud-scale optimization systems support global planning, cross-facility coordination, and long-term model improvement.

c. Hierarchical AI Autonomy: Local Reflex Agents and Cloud-Scale Optimization Loops

Hierarchical AI autonomy is the architectural principle that enables hybrid edge–cloud systems to coordinate intelligent behavior across multiple computational, temporal, and operational levels. It establishes a structured distribution of decision-making authority in which local AI agents respond to immediate environmental conditions, intermediate edge-level intelligence coordinates activities across connected devices and subsystems, and cloud-scale optimization loops perform broader analytical reasoning, long-horizon planning, and global policy refinement.

Rather than concentrating intelligence within a centralized cloud platform or distributing identical AI capabilities across every edge device, hierarchical autonomy organizes cognition according to the timescale, complexity, and operational significance of individual decisions. This allows industrial systems to combine immediate responsiveness with contextual understanding, predictive intelligence, and strategic optimization.

The underlying principle resembles hierarchical biological cognition, in which rapid reflexive responses coexist with higher-order processes responsible for learning, planning, adaptation, and coordination. Similarly, industrial AI systems must distinguish between decisions that cannot tolerate communication delays and decisions that benefit from access to broader information, larger computational resources, and historical operational knowledge.

For example, an industrial robotic system may need to respond immediately to an unexpected obstacle while simultaneously contributing operational data to a facility-wide AI platform that optimizes production schedules, energy consumption, and equipment utilization. The immediate protective response must occur locally, whereas the broader optimization process can operate over seconds, minutes, hours, or days.

This separation of responsibilities is fundamental to achieving safety, scalability, computational efficiency, and operational resilience in distributed industrial intelligence. The principal layers, responsibilities, timescales, and decision authorities associated with hierarchical AI autonomy are summarized in Table 9.2-A3.

As discussed previously, hierarchical AI autonomy is founded on the principle that intelligent decision-making is distributed according to the temporal requirements, operational scope, and cognitive complexity of a task. Not all decisions require the same level of contextual awareness, computational resources, or response speed. Some decisions must be executed immediately at the point of interaction with the physical environment, while others benefit from broader situational understanding, coordination across multiple devices, or access to large-scale historical data and analytical models. Consequently, hybrid edge-cloud architectures organize

autonomous intelligence into multiple layers of decision authority, each possessing distinct responsibilities, capabilities, and operational objectives. Table 9.2-A3 summarizes the principal autonomy layers within a hierarchical AI architecture and illustrates how cognitive responsibilities, decision authority, and operational timescales are distributed across local, edge, and cloud intelligence tiers.

Table 9.2-A3 presents the hierarchical structure of autonomous intelligence within hybrid edge-cloud systems, identifying the primary cognitive layers, their associated timescales, decision-making authority, operational responsibilities, and enabling AI technologies. The table highlights how distributed intelligence environments separate immediate operational decision-making from broader contextual coordination and long-term strategic optimization.

This layered structure enables AI systems to simultaneously support real-time responsiveness, facility-level coordination, and enterprise-wide optimization. Local reflex agents maintain direct interaction with physical processes, edge-level coordination agents establish contextual awareness across multiple devices and subsystems, and cloud-scale optimization loops generate strategic insights based on system-wide observations and historical knowledge. Together, these layers form a distributed cognitive architecture that balances responsiveness, scalability, resilience, and long-term learning.

Table 9.2-A3 – Hierarchical AI Autonomy Layers, Decision Authority, and Cognitive Responsibilities in Hybrid Edge-Cloud Intelligence Systems

Hierarchical Layer	Operational Timescale	Primary AI Components	Core Responsibilities	Decision Authority	Typical Examples
Local Reflex Agents (Edge-Tier Autonomy)	Microseconds to milliseconds	TinyML models, embedded neural networks, NPUs, DSPs, PLC-assisted AI, lightweight inference engines	Real-time perception, anomaly detection, collision avoidance, local control support, safety assistance, reflexive actuation	Immediate device-level decisions within validated local operating constraints	Robotic collision avoidance, autonomous vehicle obstacle detection, machine protection, sensor

					anomaly response
Edge-Level Coordination Agents (Regional/Facility Autonomy)	Seconds to minutes	Edge AI servers, industrial gateways, facility orchestration platforms, multi-agent systems	Multi-device coordination, predictive maintenance correlation, workload orchestration, contextual analysis, facility optimization	Facility-level operational coordination and resource management	Production-line balancing, multi-sensor fault diagnosis, regional workload distribution
Cloud-Scale Optimization Loops (Global Autonomy)	Minutes to months	Large neural networks, reinforcement learning systems, digital twins, graph AI, federated learning platforms	Long-horizon forecasting, strategic optimization, global resource allocation, policy generation, model refinement	Organizational and ecosystem-level optimization authority	Fleet optimization, multi-facility planning, enterprise predictive maintenance, energy optimization
Cross-Tier Synchronization Layer	Continuous and event-driven	Federated learning, policy orchestration, model synchronization services	Policy distribution, model updates, feedback aggregation, knowledge transfer	Coordinated governance across all autonomy layers	Federated model training, policy deployment, model lifecycle management
Safety and Governance Layer	Continuous	Safety-control architectures, governance	Constraint enforcement, policy	Overrides optimization objectives	Emergency stopping, operational

		policies, compliance frameworks	validation, fail-safe management, operational integrity	when safety constraints require intervention	limit enforcement, regulatory compliance

Table 9.2-A3 illustrates that hierarchical AI autonomy is fundamentally a distribution of cognitive responsibilities rather than merely a distribution of computational resources. Each layer of the architecture is designed to operate at a distinct temporal and operational scale, enabling the system to address both immediate physical events and long-term organizational objectives. The table demonstrates how decision authority expands progressively from localized device-level actions to facility-wide coordination and ultimately to strategic optimization across distributed industrial ecosystems.

One of the most significant observations from Table 9.2-A3 is the relationship between **decision authority and operational timescale**. As one moves upward through the hierarchy, decision-making responsibilities become increasingly strategic, contextual, and long-term in nature. Local reflex agents operate within microsecond-to-millisecond time horizons because they are responsible for direct interaction with physical processes. In contrast, cloud-scale optimization loops function over minutes, hours, days, or even months because they address forecasting, planning, resource allocation, and organizational optimization challenges that do not require immediate execution. This separation prevents long-latency analytical processes from interfering with time-sensitive operational decisions.

The table also highlights the specialized role of **local reflex agents as the foundation of autonomous behavior**. These agents represent the system's closest connection to the physical environment and are responsible for perception, anomaly recognition, collision avoidance, safety support, and immediate actuation. Their placement at the lowest level of the hierarchy reflects the principle that critical operational decisions occur as close as possible to the physical process. This proximity minimizes communication delays and preserves operational continuity during network disruptions or cloud-service interruptions.

A second important observation concerns the emergence of **edge-level coordination agents as regional intelligence layers**. Whereas local devices possess only a limited understanding of their immediate operating conditions, edge-level coordination systems combine information from multiple devices, production lines, and industrial subsystems. This enables the identification of system-level patterns that individual devices cannot observe independently. For example, what appears to be an isolated anomaly at one machine may become recognizable as part of a

broader equipment degradation trend when analyzed alongside information collected from neighboring systems. The table therefore demonstrates how facility-level cognition bridges the gap between local responsiveness and global analytical reasoning.

The role of **cloud-scale optimization loops** further illustrates the distinction between operational autonomy and strategic intelligence. Unlike local and edge-level systems, cloud platforms are not primarily responsible for immediate physical control. Instead, they aggregate information across facilities, equipment fleets, and organizational boundaries to identify large-scale operational trends and optimization opportunities. Their responsibilities include predictive maintenance optimization, global resource allocation, policy generation, model refinement, and long-horizon forecasting. The table underscores that cloud intelligence derives its value not from controlling individual devices but from improving the collective performance of the broader industrial ecosystem.

Another key insight provided by the table is the importance of the **cross-tier synchronization layer**. Distributed autonomy cannot function effectively if each layer operates independently using outdated models, inconsistent policies, or incomplete information. Synchronization mechanisms facilitate the exchange of knowledge, model updates, operational feedback, and learned experiences across the hierarchy. Through techniques such as federated learning, policy orchestration, and coordinated model management, localized experience can contribute to global intelligence while improvements generated at higher levels can be disseminated throughout the system. This continuous exchange transforms the architecture from a collection of isolated autonomous agents into a unified learning ecosystem.

Equally important is the inclusion of the **safety and governance layer**, which extends across all autonomy levels. The table emphasizes that decision authority is never unlimited. Regardless of the sophistication of optimization algorithms or predictive models, all autonomous actions remain subject to operational constraints, safety requirements, regulatory obligations, and validated control mechanisms. This governance layer ensures that strategic objectives cannot override established safety protections and that system behavior remains aligned with operational and regulatory requirements.

The table also reveals a progressive increase in **information scope and contextual awareness** as one moves upward through the hierarchy. Local reflex agents rely principally on immediate sensor observations and device-specific conditions. Edge-level coordination agents integrate information from multiple systems and operational contexts. Cloud-scale optimization loops analyze data collected across entire facilities, equipment populations, and organizational infrastructures. As a result, each layer contributes a unique form of intelligence that complements rather than replaces the capabilities of other layers.

From an architectural perspective, the table demonstrates that hierarchical autonomy addresses several challenges commonly encountered in distributed AI environments. It mitigates centralized decision bottlenecks by preserving local decision authority, prevents fragmented autonomous behavior through coordination mechanisms, and supports long-term optimization without sacrificing real-time responsiveness. By assigning decisions to the most appropriate level of the hierarchy, the architecture improves computational efficiency while maintaining operational resilience.

Ultimately, Table 9.2-A3 illustrates that hierarchical AI autonomy is best understood as a structured cognitive framework that distributes intelligence according to operational responsibility, temporal requirements, and contextual scope. Local reflex agents provide immediate perception and response, edge-level coordination systems establish contextual and collaborative intelligence, cloud-scale optimization loops generate strategic guidance and long-term learning, and synchronization and governance mechanisms ensure coherent system-wide behavior. Together, these layers create a distributed intelligence architecture capable of balancing autonomy, adaptability, resilience, and optimization across complex industrial AI ecosystems.

From an explicit AI perspective, hierarchical autonomy can be organized into **three interconnected cognitive levels**, supported by a cross-tier coordination and synchronization architecture:

i. Local Reflex Agents (Edge-Tier Autonomy)

Local reflex agents are lightweight intelligent controllers deployed directly on or near physical devices, including industrial robots, autonomous vehicles, embedded sensors, machine controllers, programmable automation systems, and IoT gateways. They constitute the lowest and most time-sensitive level of the hierarchical AI architecture, where perception, immediate response, and localized decision execution occur close to the physical environment.

Their primary responsibility is to interpret immediate sensor observations and generate appropriate responses without depending on centralized computational resources or continuous cloud connectivity.

Depending on the application, local reflex agents may operate at microsecond-to-millisecond timescales. However, the fastest deterministic control and protective functions are generally implemented through dedicated real-time controllers, programmable logic controllers (PLCs), or hardware-level mechanisms rather than relying exclusively on neural-network inference. AI models can complement these mechanisms by providing rapid perception, anomaly recognition, and predictive decision support.

Their responsibilities include:

- **Collision avoidance:** Detecting nearby obstacles, estimating potential collision trajectories, and initiating appropriate local responses in robotic and autonomous systems.
- **Motor and motion control:** Supporting localized perception and adaptive control decisions associated with robotic movement, equipment positioning, and machine operation.
- **Safety enforcement:** Identifying abnormal operating conditions and initiating appropriate protective responses within independently validated safety architectures.
- **Real-time perception:** Processing camera streams, vibration measurements, acoustic signals, temperature readings, and other sensor inputs to recognize relevant environmental conditions.
- **Local anomaly response:** Detecting deviations from expected operating behavior and initiating predefined responses, alerts, or escalation procedures.
- **Reflexive actuation:** Translating validated local decisions into immediate control instructions for actuators, robotic mechanisms, and connected equipment.

To operate within resource-constrained environments, local reflex agents commonly rely on lightweight neural networks, model quantization, pruning, knowledge distillation, hardware acceleration, and optimized inference runtimes. These techniques reduce computational complexity, memory requirements, and energy consumption while maintaining the inference performance required by the application.

Their execution environments may include embedded GPUs, neural processing units (NPUs), digital signal processors (DSPs), microcontrollers, and other specialized edge accelerators.

An important characteristic of local reflex agents is their ability to operate independently of cloud availability. They must maintain essential perception, decision, and protective capabilities when network connectivity deteriorates, remote servers become unavailable, or communication delays exceed acceptable limits.

This requirement establishes **local autonomy as an operational guarantee rather than merely a computational convenience**.

Local agents therefore maintain executable policies and control configurations that do not require continuous remote authorization. Cloud-generated models or policy updates may

periodically refine their behavior, but their fundamental safety responsibilities must remain governed by locally available, validated control mechanisms.

For example, an industrial robotic arm may use an embedded vision model to recognize an unexpected object entering its operating area. The local agent can immediately request a controlled stop or invoke an appropriate protective response through the established safety-control architecture. The event can subsequently be transmitted to an edge server or cloud platform for broader analysis, but the protective response must not wait for remote processing.

ii. Edge-Level Coordination Agents (Regional and Facility Autonomy)

Between individual reflex agents and centralized cloud intelligence, a hybrid industrial architecture can introduce an intermediate level of AI autonomy operating through industrial gateways, edge servers, supervisory computing platforms, and facility-level orchestration systems.

These agents coordinate multiple local devices and subsystems, transforming isolated observations into a broader operational understanding of the facility.

Whereas local reflex agents concentrate on immediate device-level perception and response, edge-level coordination agents perform contextual analysis across multiple machines, production lines, sensor networks, and industrial processes.

Their responsibilities may include:

- **Multi-device anomaly correlation:** Combining observations from multiple sensors and machines to identify abnormal conditions that cannot be reliably detected by examining individual devices independently.
- **Regional operational optimization:** Coordinating equipment utilization, production activities, and computational resources across connected industrial subsystems.
- **Predictive maintenance coordination:** Integrating machine-level health indicators to identify correlated degradation patterns and prioritize maintenance activities.
- **Local workload orchestration:** Distributing AI inference tasks across available gateways and edge servers according to computational capacity, latency requirements, and operational priorities.
- **Contextual decision support:** Combining local observations with historical equipment information, production conditions, and facility-level operational constraints.

- **Autonomy coordination:** Resolving interactions among multiple local agents and coordinating their activities according to facility-level policies.
- **Cloud communication management:** Determining which information is transmitted to centralized infrastructure, which remains within the facility, and which requires immediate escalation.

This intermediate level is particularly important because individual devices frequently possess only a limited understanding of their immediate operating environments.

For example, a temperature sensor may identify an unusual increase in equipment temperature, while a vibration sensor independently detects an abnormal oscillation pattern. Each local agent may classify its observation as a potential anomaly. However, an edge-level coordination agent can correlate these observations with motor-current measurements, operating speed, and historical equipment behavior to identify a potentially developing mechanical failure.

The combined assessment provides a more comprehensive understanding than any individual sensor could generate independently.

Edge-level coordination therefore introduces **regional cognition**, in which multiple autonomous agents contribute information to a shared operational understanding while retaining their individual execution responsibilities.

This intermediate tier also reduces unnecessary dependence on centralized cloud processing. Facility-level decisions can be made using locally available computational resources, while only information requiring broader historical context, cross-facility comparison, or computationally intensive analysis is escalated to the cloud.

iii. Cloud-Scale Optimization Loops (Global Autonomy)

At the highest level of the hierarchy, cloud-scale optimization loops provide system-wide intelligence by analyzing operational information collected across multiple edge devices, gateways, industrial facilities, production sites, or geographically distributed fleets.

Unlike local reflex agents, which operate under immediate response requirements, cloud-scale optimization loops operate over longer analytical horizons, typically ranging from seconds and minutes to hours, days, or longer planning cycles.

Their principal responsibility is to identify broader operational patterns, optimize resource allocation, refine AI models, and generate strategic policies that improve the collective performance of the distributed industrial ecosystem.

These optimization loops can incorporate large neural networks, reinforcement learning agents,

graph-based analytical models, federated learning frameworks, digital twins, and distributed data-processing pipelines.

Their responsibilities include:

- **Predictive maintenance optimization:** Analyzing historical equipment behavior, failure patterns, maintenance records, and operational telemetry to improve equipment-health prediction and maintenance scheduling.
- **Global resource allocation:** Optimizing computational capacity, energy consumption, production resources, and equipment utilization across multiple facilities.
- **Multi-facility coordination:** Identifying opportunities to coordinate production schedules, equipment availability, logistics, and operational workloads across geographically distributed sites.
- **Long-horizon forecasting:** Predicting equipment degradation, production demand, energy requirements, supply-chain disruptions, and changing operational conditions.
- **Global policy generation:** Developing optimized operational policies, resource-allocation strategies, and model configurations for deployment across distributed edge environments.
- **Global model refinement:** Improving neural-network parameters, updating anomaly-detection models, and refining predictive capabilities using broader operational datasets.
- **Cross-node anomaly correlation:** Identifying patterns that emerge across multiple facilities or equipment populations but remain invisible to individual local agents.
- **Strategic performance optimization:** Evaluating system-wide operational performance and identifying opportunities to improve productivity, reliability, sustainability, and computational efficiency.

Cloud-scale optimization loops can use reinforcement learning to evaluate alternative operational strategies, supervised learning to improve predictive models, and large-scale analytics to identify relationships across extensive industrial datasets.

For example, an industrial organization operating multiple manufacturing facilities may discover that certain equipment configurations exhibit higher failure rates under particular environmental and production conditions. Individual edge agents may recognize isolated

abnormalities, but cloud-scale analytics can correlate observations across thousands of machines and identify a broader degradation pattern.

The resulting intelligence can be used to refine predictive-maintenance models, improve operating recommendations, and distribute updated policies to relevant facilities.

Importantly, cloud-scale autonomy is primarily concerned with **strategic intelligence rather than immediate physical control**. Its decisions influence the longer-term behavior of the distributed system but do not introduce dependencies into safety-critical control paths.

Cloud-generated recommendations and policies must therefore be validated against local operating conditions, device capabilities, regulatory requirements, and safety constraints before deployment.

iv. The Cognitive Contract Between Hierarchical AI Layers

Hierarchical autonomy depends on a well-defined relationship among local reflex agents, edge-level coordination agents, and cloud-scale optimization loops.

This relationship can be understood as a **cognitive contract** that establishes the responsibilities, decision-making authority, information exchange, and operational boundaries of each layer.

The contract prevents the distributed architecture from becoming a collection of disconnected autonomous agents or allowing centralized optimization objectives to interfere with immediate operational requirements.

Its fundamental principles include:

- **Local responsiveness and operational independence**

  Local reflex agents retain responsibility for immediate perception, response, and essential protective functions. They must remain capable of operating independently when communication with higher-level intelligence becomes unavailable.

- **Regional coordination and contextual intelligence**

  Edge-level agents coordinate multiple devices and subsystems, combining localized observations into broader operational assessments. They manage facility-level activities that require more contextual information than individual devices possess.

- **Global optimization and strategic intelligence**

  Cloud-scale optimization loops analyze aggregated information and generate policies intended to improve long-term system performance. Their decisions influence

operational strategies, model configurations, and resource-allocation priorities across the distributed environment.

- **Safety-constrained decision authority**

  Higher-level AI policies cannot override mandatory local safety interlocks, deterministic protective controls, or validated operating limits. When a local safety condition conflicts with a global optimization objective, the established safety architecture takes precedence.

- **Continuous learning and policy refinement**

  Local and regional agents contribute operational feedback to higher-level intelligence. Cloud and facility-level models use this information to refine predictive capabilities, improve model performance, and develop updated policies.

- **Controlled policy adoption**

  Updated models and operational policies must be evaluated for compatibility, computational feasibility, accuracy, and safety before deployment. Local agents must not automatically adopt an update that violates their operating constraints.

This cognitive contract establishes a division of intelligence without creating a rigid separation between the layers. Each level contributes to the collective intelligence of the system while retaining clearly defined operational responsibilities. The hierarchical relationships among local reflex agents, edge-level coordination systems, and cloud-scale optimization loops, together with their associated feedback and policy pathways, are illustrated in Figure 9.2-A3.

Table 9.2-A3 summarized the principal layers of hierarchical AI autonomy by identifying their respective decision authorities, operational responsibilities, timescales, and enabling technologies. Although the table provides a structured comparison of the hierarchy's components, it does not fully illustrate the continuous interactions that occur among these autonomous layers during real-world operation. In practice, hierarchical autonomy depends not only on the distribution of responsibilities but also on the coordinated exchange of observations, decisions, policies, and performance feedback across multiple levels of intelligence. Local agents contribute operational awareness from the physical environment, edge-level systems provide contextual coordination across devices and subsystems, and cloud-scale optimization loops generate strategic guidance based on large-scale analytical reasoning. Figure 9.2-A3 integrates these relationships into a unified architectural view, illustrating how multi-timescale cognition, distributed decision authority, and cross-tier learning combine to create a coordinated hybrid edge-cloud intelligence ecosystem.

Figure 9.2-A3 presents a hierarchical AI autonomy architecture that coordinates intelligent behavior across multiple computational tiers and operational timescales within a hybrid edge-cloud environment. The figure illustrates how local reflex agents, edge-level coordination systems, and cloud-scale optimization loops collaborate to support real-time responsiveness, facility-wide operational coordination, and long-term strategic optimization. The architecture emphasizes that autonomous intelligence is not concentrated within a single computational layer; instead, it is distributed according to decision urgency, contextual scope, and analytical complexity.

The figure also highlights the bidirectional nature of hierarchical cognition. Information originating within physical systems and local agents flows upward through the hierarchy to support aggregation, learning, and optimization, while policies, model refinements, and

operational guidance flow downward to improve local decision-making. Continuous synchronization and governance mechanisms ensure that intelligence remains coordinated while preserving local autonomy and safety-critical operational independence.

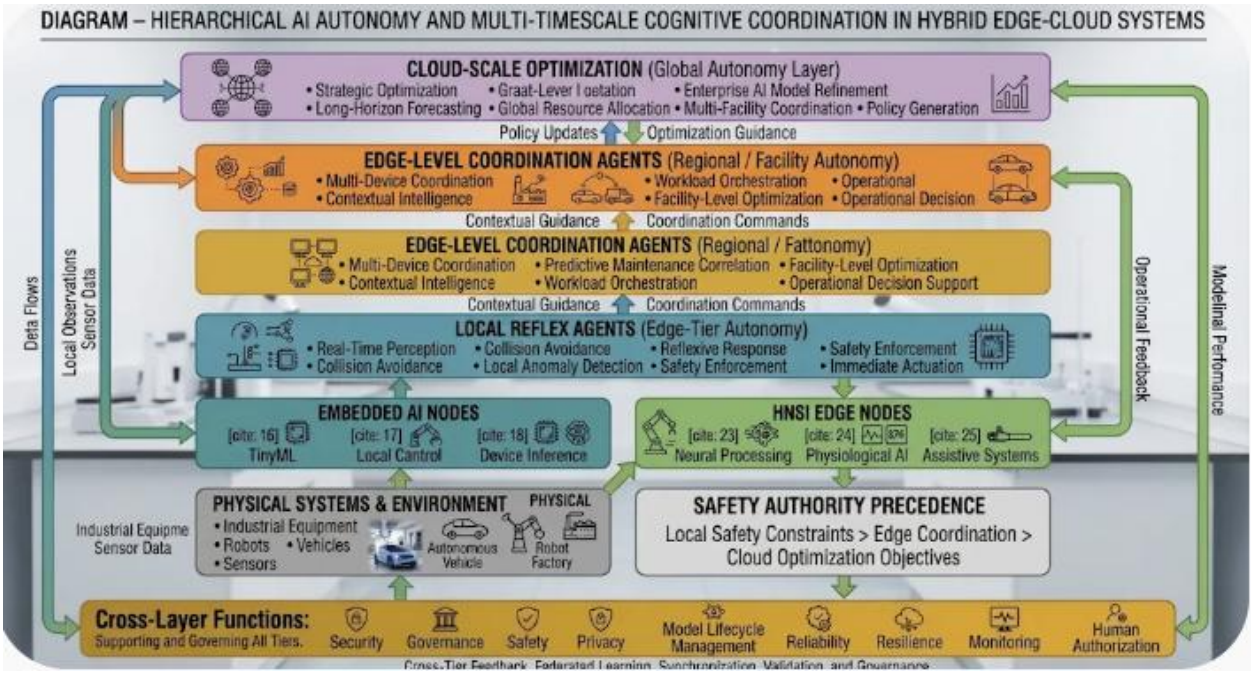

Figure 9.2-A3 – Hierarchical AI Autonomy and Multi-Timescale Cognitive Coordination in Hybrid Edge-Cloud Systems

The figure illustrates a distributed cognitive architecture in which autonomous intelligence is organized across local reflex agents, edge-level coordination systems, and cloud-scale optimization loops. Local agents provide real-time perception, anomaly detection, safety enforcement, and immediate actuation near physical processes. Edge-level coordination agents aggregate information from multiple devices and

subsystems to support contextual analysis, predictive maintenance coordination, and facility-level optimization. Cloud-scale optimization loops perform long-horizon forecasting, policy generation, global resource allocation, and model refinement using aggregated operational data. Upward flows of observations and operational feedback support learning and optimization, while downward flows of policy updates and optimization guidance improve local and regional decision-making. Safety authority remains anchored at the local level, ensuring that protective constraints take precedence over higher-level optimization objectives.

Legend

Figure Element	***Description***
Cloud-Scale Optimization Layer	*Highest cognitive tier responsible for strategic optimization, forecasting, model refinement, resource allocation, and global policy generation.*
Edge-Level Coordination Agents	*Regional or facility-level intelligence responsible for contextual awareness, workload orchestration, predictive maintenance coordination, and operational optimization.*
Local Reflex Agents	*Time-sensitive autonomous agents responsible for immediate perception, anomaly detection, reflexive response, and safety-related decision support.*
Embedded AI Nodes	*Physical implementation layer supporting lightweight inference, TinyML, device intelligence, and local control.*
HNSI Edge Nodes	*Specialized edge-computing resources providing advanced neural processing, physiological intelligence, and human-assistive functions.*
Physical Systems and Environment	*Industrial equipment, robots, autonomous vehicles, sensors, and cyber-physical assets interacting with the operational environment.*
Policy Updates	*Downward transmission of optimized models, policies, thresholds, and operational recommendations.*
Optimization Guidance	*Strategic directives intended to improve efficiency, reliability, and system-wide performance.*
Local Observations	*Sensor measurements, perception outputs, anomaly detections, and operational telemetry generated at lower layers.*

Operational Feedback	*Aggregated performance metrics, resource utilization information, and decision outcomes provided to higher-level intelligence.*
Cross-Layer Governance Functions	*Security, safety, privacy, reliability, resilience, monitoring, authorization, and lifecycle-management functions that govern all layers.*
Safety Authority Precedence	*Governance principle establishing that local safety constraints supersede edge-level coordination objectives and cloud optimization goals.*

Figure 9.2-A3 illustrates that hierarchical AI autonomy is fundamentally a system of coordinated cognition operating across multiple layers of authority, intelligence, and time. Rather than viewing autonomous behavior as either centralized or decentralized, the figure demonstrates how different levels of intelligence contribute complementary capabilities to a unified decision-making architecture. The resulting system combines immediate responsiveness, contextual awareness, and long-term optimization while maintaining clear operational boundaries and governance mechanisms.

One of the most important insights provided by Figure 9.2-A3 is that **autonomous intelligence is distributed according to decision timescale rather than computational location alone**. The architecture recognizes that different categories of decisions require fundamentally different response horizons. Immediate physical interactions, such as collision avoidance, anomaly response, and safety enforcement, occur within local reflex agents operating closest to the physical environment. Conversely, large-scale optimization tasks such as resource planning, policy generation, and predictive maintenance forecasting are delegated to cloud-scale systems where broader contextual information and greater computational resources are available.

The figure further demonstrates the significance of **edge-level coordination as an intermediate cognitive layer**. Without this middle tier, distributed systems would be forced to choose between isolated local autonomy and centralized cloud intelligence. The edge-coordination layer bridges this gap by providing contextual reasoning across groups of devices, production lines, and operational subsystems. As a result, information that would otherwise remain fragmented can be integrated into facility-wide operational awareness and coordinated decision-making.

Another notable characteristic of the architecture is the presence of **continuous bidirectional information flow**. Upward communication pathways transport local observations, telemetry, inference results, and operational feedback to higher analytical layers. These observations

support broader modeling, forecasting, and optimization activities. Simultaneously, downward communication pathways distribute policy updates, optimization guidance, and improved models back to lower levels. This bidirectional exchange transforms the hierarchy into an adaptive learning system rather than a static control structure.

The figure also reinforces the concept of a **cognitive contract among autonomy layers**. Each level possesses clearly defined responsibilities that prevent duplication of effort and conflicting authority. Local reflex agents retain control of immediate operational decisions, edge-level systems coordinate regional behavior, and cloud-scale intelligence focuses on strategic improvement. This separation helps ensure that higher-level optimization objectives do not undermine the responsiveness required for real-time operational control.

Particularly significant is the visual representation of **safety-authority precedence**. The figure explicitly places local safety constraints above both edge coordination and cloud optimization objectives. This design principle reflects a fundamental characteristic of industrial AI systems: validated safety protections take precedence over optimization objectives. Consequently, strategic recommendations generated by higher-level intelligence remain subordinate to locally enforced safety limits, operational constraints, and protective mechanisms.

The architecture additionally reveals the relationship between **learning and autonomy**. Cloud-scale optimization is not depicted as an external supervisory function but rather as an integral component of an ongoing learning loop. Operational experiences collected by local and edge agents contribute to model refinement, policy development, and performance optimization. Improved models and insights subsequently return to operational layers, creating a continuous cycle of adaptation and improvement. This feedback structure allows the system to evolve while preserving operational stability.

The inclusion of embedded AI nodes and HNSI edge nodes further illustrates that hierarchical autonomy is implemented through diverse computational platforms rather than a single homogeneous infrastructure. Different forms of intelligence are deployed where they can provide the greatest operational value, ranging from lightweight embedded inference to advanced edge-level human-support and neural-processing capabilities.

Ultimately, Figure 9.2-A3 demonstrates that hierarchical AI autonomy transforms hybrid edge-cloud infrastructure into a coordinated multi-level cognitive system. By combining local responsiveness, regional coordination, global optimization, continuous learning, and safety-governed decision authority, the architecture enables distributed industrial AI systems to operate efficiently across multiple operational timescales while remaining resilient, adaptive, and aligned with organizational objectives.

For example, a cloud optimization model may determine that reducing the operating speed of selected machines would improve overall energy efficiency. However, an individual local agent must continue to enforce its validated operating constraints and respond to immediate production or safety conditions. The global recommendation can be adopted only when it is compatible with local operational requirements.

Thus, hierarchical autonomy combines global optimization with local decision authority rather than treating centralized intelligence as the ultimate controller of every physical operation.

v. AI-Driven Synchronization and Learning Across Hierarchical Layers

Hierarchical autonomy requires continuous information exchange and controlled synchronization among local reflex agents, edge-level coordination systems, and cloud-scale optimization loops.

Without synchronization, local agents may operate using outdated policies, edge servers may maintain inconsistent operational information, and cloud models may generate recommendations based on incomplete or obsolete observations.

AI-driven synchronization establishes the mechanisms through which local experience contributes to global intelligence and global improvements are selectively incorporated into local decision-making.

The effectiveness of a hierarchical AI architecture depends not only on how intelligence is distributed across device, edge, and cloud layers, but also on how knowledge, decisions, policies, and operational experience are shared among those layers over time. Autonomous systems operating in dynamic environments continuously generate new information regarding equipment behavior, environmental conditions, resource utilization, task performance, and decision outcomes. If this information remains isolated within individual devices or organizational layers, valuable learning opportunities may be lost and inconsistencies may emerge across the broader system. AI-driven synchronization mechanisms address this challenge by enabling the controlled exchange of models, policies, operational observations, and optimization insights throughout the hierarchical architecture. These mechanisms transform distributed autonomous agents into a coordinated learning ecosystem in which local experience contributes to global intelligence and global improvements are selectively integrated into local decision-making. Table 9.2-A4 summarizes the principal synchronization and learning mechanisms that support this process across hierarchical autonomy layers.

Table 9.2-A4 presents a structured overview of the mechanisms that enable synchronization, knowledge sharing, and continuous learning within hierarchical AI architectures. The table

identifies the primary synchronization functions operating between device-level agents, edge-computing platforms, and cloud-scale intelligence systems, together with their objectives, participating layers, exchanged information, and resulting operational benefits. These mechanisms collectively support the evolution of distributed AI systems by ensuring that locally generated knowledge can contribute to broader optimization efforts while allowing validated models, policies, and operational improvements to be propagated throughout the hierarchy. The table highlights that synchronization is not merely a communication activity but a foundational capability that enables coordination, adaptation, resilience, and continuous intelligence refinement across the autonomous ecosystem.

Table 9.2-A4 – AI-Driven Synchronization and Learning Mechanisms Across Hierarchical Autonomy Layers

Synchronization Mechanism	Primary Purpose	Participating Layers	Typical Information Exchanged	Operational Benefits
Periodic Policy Updates	Maintain consistency of models, rules, and constraints	Cloud ↔ Edge ↔ Device	Models, configuration parameters, decision policies	Predictable lifecycle management and controlled evolution
Event-Triggered Policy Updates	Rapid adaptation to significant operational changes	Cloud ↔ Edge ↔ Device	Updated policies, thresholds, safety parameters, optimization rules	Faster response to emerging conditions
Federated Learning	Collaborative model improvement without centralized raw data collection	Device ↔ Edge ↔ Cloud	Model gradients, parameter updates, learning artifacts	Privacy-preserving distributed learning
Distributed Model Refinement	Improve model performance using local operational experience	Device ↔ Edge ↔ Cloud	Local model improvements and validation results	Enhanced adaptability and generalization

Cross-Tier Feedback Loops	Transform operational observations into continuous improvement actions	Device ↔ Edge ↔ Cloud	Performance metrics, anomaly reports, operational outcomes	Enterprise-wide learning and optimization
Latency-Aware Synchronization	Protect real-time operation during synchronization activities	All Layers	Model updates, policies, telemetry, state information	Preserves responsiveness and communication efficiency
Predictive Scheduling	Coordinate updates based on anticipated workload conditions	Edge ↔ Cloud	Workload forecasts, deployment schedules, resource allocations	Reduced resource contention
Resource Coordination	Optimize utilization of compute, storage, network, and energy resources	Device ↔ Edge ↔ Cloud	Resource utilization metrics and workload assignments	Improved operational efficiency
Connectivity-Aware Autonomy	Maintain functionality during communication disruptions	Device ↔ Edge	Cached models, local policies, buffered observations	Increased resilience and operational continuity
Resynchronization Management	Restore consistency after connectivity is re-established	Device ↔ Edge ↔ Cloud	Buffered telemetry, model versions, state information	Controlled recovery from network disruptions

Model Integrity Verification	Ensure authenticity and correctness of distributed AI assets	All Layers	Signed models, hashes, certificates, metadata	Protection against corruption and unauthorized modification
Deployment Validation	Verify updates before operational use	Edge ↔ Cloud ↔ Device	Validation reports, compatibility assessments, safety approvals	Safe and trustworthy model evolution

Synchronization as the Foundation of Hierarchical Learning

Table 9.2-A4 illustrates that AI-driven synchronization serves as the connective framework that links local autonomy, regional coordination, and enterprise-scale intelligence into a cohesive operational system. Without effective synchronization mechanisms, intelligent devices would function as isolated entities, unable to benefit from broader operational experience or contribute to organizational learning. The mechanisms presented in the table demonstrate how distributed AI systems establish a continuous cycle of observation, learning, validation, deployment, and adaptation across multiple architectural layers.

A central theme emerging from the table is that synchronization supports both **knowledge consolidation** and **knowledge distribution**. Information generated at lower layers contributes to higher-level intelligence, while validated improvements developed at higher layers are subsequently distributed back to local systems where decisions are executed.

Maintaining Consistency Through Policy Updates

The first group of mechanisms, **Periodic Policy Updates** and **Event-Triggered Policy Updates**, focuses on maintaining consistency across distributed autonomous systems. Periodic updates provide predictable opportunities to deploy validated models, policies, and configuration changes throughout the hierarchy, ensuring long-term alignment of operational behavior. Event-triggered updates complement this approach by enabling faster responses to significant operational changes, emerging risks, or evolving environmental conditions.

Together, these mechanisms illustrate how hierarchical architectures balance stability and adaptability. Periodic updates promote controlled lifecycle management, whereas event-driven synchronization enables responsive adaptation when immediate action is warranted.

Enabling Collaborative Learning Through Federated Intelligence

The inclusion of **Federated Learning** and **Distributed Model Refinement** reflects the growing importance of collaborative intelligence development in modern AI systems. Rather than relying exclusively on centralized datasets, federated approaches allow individual devices and facilities to contribute knowledge acquired through local experience while retaining control over operational data.

The table emphasizes that learning can occur simultaneously at multiple levels of the hierarchy. Devices generate local insights, edge systems aggregate regional knowledge, and cloud platforms synthesize global intelligence. As a result, operational experience gained in one location can improve performance throughout the broader autonomous ecosystem.

This capability is particularly valuable in industrial, transportation, and infrastructure applications where operational conditions vary across geographic locations but common learning opportunities exist.

Continuous Improvement Through Feedback Loops

Another significant theme represented in the table is the role of **Cross-Tier Feedback Loops** in enabling continuous improvement. Feedback mechanisms transform operational outcomes into actionable intelligence by collecting performance metrics, anomaly reports, resource-utilization information, and other observations from deployed systems.

Rather than treating deployment as the final stage of system development, cross-tier feedback establishes a continuous learning cycle in which operational experience drives ongoing refinement of models, policies, and decision strategies. This approach enables autonomous systems to adapt to changing conditions while preserving organizational oversight and governance.

Balancing Learning and Real-Time Responsiveness

The mechanisms of **Latency-Aware Synchronization**, **Predictive Scheduling**, and **Resource Coordination** highlight the practical challenges associated with maintaining synchronization in environments where computational resources and communication capacity are limited.

The table demonstrates that synchronization activities must coexist with time-critical operational functions. Large-scale model transfers, analytics workloads, and policy updates cannot be permitted to interfere with real-time inference, control processes, safety monitoring, or mission-critical communications. Consequently, synchronization becomes not only a learning problem but also a resource-management problem.

Predictive scheduling and intelligent resource coordination help ensure that synchronization activities occur in ways that maximize learning benefits while minimizing operational disruption.

Supporting Resilience Through Connectivity Awareness

The inclusion of **Connectivity-Aware Autonomy** and **Resynchronization Management** reflects the reality that many embedded AI systems operate in environments characterized by intermittent or unreliable connectivity. Autonomous vehicles, remote monitoring systems, industrial facilities, and mobile robotic platforms cannot always rely on continuous communication with edge or cloud infrastructure.

The table illustrates how hierarchical architectures accommodate these realities by enabling local operation during periods of disconnection while providing mechanisms for restoring consistency once communications are reestablished. This capability allows distributed systems to maintain operational continuity without sacrificing long-term coordination and learning objectives.

The relationship between local autonomy and subsequent resynchronization highlights an important architectural principle: temporary independence does not prevent eventual organizational alignment.

Preserving Trust Through Model Integrity and Validation

The final mechanisms, **Model Integrity Verification** and **Deployment Validation**, emphasize that synchronization must be governed as carefully as the intelligence being distributed. Distributed learning and frequent updates create opportunities for inconsistency, corruption, operational incompatibility, and unauthorized modification if deployment processes are not properly controlled.

The table demonstrates that synchronization is fundamentally linked to governance. Effective AI ecosystems require mechanisms that verify model authenticity, validate compatibility, maintain version consistency, and ensure that updates satisfy operational, security, and safety requirements before deployment.

These controls establish confidence that synchronization contributes to system improvement rather than introducing new risks.

Overall Significance

Overall, Table 9.2-A4 illustrates that AI-driven synchronization and learning are essential enablers of hierarchical autonomy. The mechanisms summarized in the table collectively transform distributed devices, edge platforms, and cloud systems into an integrated learning

architecture capable of continuous adaptation and coordinated decision-making. Through policy synchronization, federated learning, cross-tier feedback, intelligent scheduling, connectivity-aware operation, and rigorous deployment governance, hierarchical AI systems can evolve dynamically while maintaining consistency, resilience, trustworthiness, and operational effectiveness. In this way, synchronization serves not merely as a communication function but as the foundational process through which distributed intelligence becomes a cohesive and continuously improving autonomous ecosystem.

Several mechanisms support this process:

- **Periodic and Event-Triggered Policy Updates**

  To maintain operational effectiveness, safety, and alignment with evolving system objectives, cloud- and edge-based optimization platforms periodically distribute updated AI models, decision thresholds, configuration parameters, and operational policies to deployed embedded AI systems. These updates enable autonomous assets to adapt to changing environmental conditions, equipment health states, mission requirements, regulatory constraints, and newly acquired operational knowledge without requiring complete system replacement or manual reconfiguration.

  Policy updates may occur through **scheduled (periodic) deployment cycles** or **event-triggered adaptation mechanisms**. Periodic updates are performed at predefined intervals as part of a structured lifecycle-management process and may include model improvements, revised operating policies, security enhancements, calibration adjustments, or performance optimizations. These scheduled deployments provide predictable opportunities for validation, testing, auditing, and coordinated fleet-wide updates.

  However, many operational environments require more responsive adaptation than periodic schedules alone can provide. Consequently, advanced embedded AI architectures increasingly employ **event-triggered policy updates**, in which modifications are distributed only when meaningful operational changes are detected. Rather than continuously transmitting every policy adjustment or configuration change, the system monitors for significant events that justify adaptation and then initiates a controlled update process.

  Examples of triggering conditions include:

  - Significant changes in equipment operating characteristics or health indicators.
  - Persistent degradation in model performance, confidence levels, or prediction quality.

- Detection of drift in environmental, operational, or process conditions.
- Introduction of new safety, regulatory, or mission-specific requirements.
- Identification of emerging security threats or newly discovered vulnerabilities.
- Changes in resource availability, such as network connectivity, energy reserves, or computational capacity.
- Operational lessons learned from fleet-wide performance monitoring and analytics.

For example, an industrial predictive-maintenance platform may detect that a group of machines is operating under conditions significantly different from those represented in the original training data. Instead of waiting for the next scheduled update cycle, the cloud-based optimization layer can distribute revised decision thresholds, updated anomaly-detection policies, or a newly validated inference model to affected devices. Similarly, an autonomous vehicle fleet may receive updated operational constraints after environmental monitoring reveals changing weather patterns, roadway conditions, or regional operating restrictions.

Because policy changes can directly influence autonomous behavior, update mechanisms must be governed by appropriate security, safety, and trust controls. Updates undergo authentication, integrity verification, compatibility assessment, version control, and policy validation before deployment. In safety-critical environments, new policies may also require staged rollout procedures, monitoring periods, rollback capabilities, and verification against predefined operational constraints to ensure that adaptation does not introduce unacceptable risks.

Through this combination of periodic maintenance and event-driven adaptation, embedded AI systems can respond efficiently to changing conditions while maintaining alignment with organizational objectives, operational requirements, and validated safety boundaries. This approach balances responsiveness and governance, allowing autonomous systems to evolve continuously without sacrificing reliability, accountability, or operational control.

- **Federated Learning and Distributed Model Refinement**

  As embedded AI systems become increasingly distributed across industrial facilities, vehicle fleets, robotic platforms, and edge-computing environments, organizations often face a fundamental challenge: how to continuously improve AI models using operational experience generated across multiple locations while maintaining data privacy, security, regulatory compliance, and data-governance requirements. **Federated learning** addresses

this challenge by enabling geographically distributed devices and facilities to participate in collaborative model improvement without requiring the transfer of raw operational data to a centralized training environment.

In a federated learning architecture, individual edge devices, embedded controllers, gateways, or facility-level AI platforms perform local training or model refinement using data generated within their own operational environments. Instead of transmitting raw datasets, sensor recordings, production information, or operational logs to a central location, participating nodes share only selected model updates, parameter adjustments, gradients, or other approved training artifacts. These locally computed contributions are then aggregated by a central coordination service or distributed orchestration framework to produce an updated global model.

The refined global model can subsequently be redistributed to participating devices and facilities, enabling them to benefit from operational knowledge acquired across the broader network while retaining local control of their underlying data assets. Through this process, federated learning creates a collaborative and distributed learning ecosystem in which knowledge is shared without necessarily requiring centralized ownership or storage of the source data.

From an operational perspective, federated learning allows autonomous systems to continuously improve their ability to recognize patterns, diagnose anomalies, predict failures, optimize processes, and adapt to evolving operating conditions. Experience gained at one facility can contribute to improved performance across many others, particularly when similar equipment, operating environments, or mission profiles are involved.

Examples include:

- Industrial production facilities collaboratively improving predictive-maintenance models using equipment-health observations collected across multiple plants.
- Fleets of autonomous vehicles refining perception models based on diverse environmental, weather, traffic, or roadway conditions encountered across different regions.
- Distributed robotics systems improving object-recognition capabilities through collective operational experience gained in warehouses, manufacturing facilities, or logistics centers.
- Energy-management systems refining demand forecasting and optimization models using observations collected from multiple distributed sites.

- Smart infrastructure networks improving anomaly-detection and condition-monitoring models through continuous learning across geographically dispersed installations.

Federated learning can also enhance model robustness by exposing global models to a wider range of operational conditions than would typically be available within a single facility. As participating nodes contribute updates derived from different equipment states, environmental conditions, operating practices, and workload patterns, the resulting models may generalize more effectively to previously unseen situations.

However, distributed model refinement introduces additional challenges that must be addressed through appropriate governance and validation processes. Contributed model updates may vary in quality, relevance, representativeness, or trustworthiness, particularly when participating devices operate under significantly different conditions. Consequently, aggregation mechanisms often include validation procedures, weighting strategies, anomaly detection techniques, and quality-control measures designed to prevent degraded, erroneous, or potentially malicious model updates from adversely affecting the global model.

Furthermore, federated learning must operate within established requirements for:

- Data governance and ownership.
- Privacy and confidentiality protection.
- Cybersecurity and communication integrity.
- Model provenance and traceability.
- Regulatory compliance.
- Safety and operational validation.
- Version control and lifecycle management.

In safety-critical and industrial environments, updated global models are typically subjected to additional evaluation before deployment. Model improvements identified through federated learning must be verified not only for predictive performance but also for compatibility with operational constraints, safety requirements, timing characteristics, and approved decision-making policies. Deployment may therefore involve staged validation, shadow testing, digital-twin evaluation, or controlled rollout procedures before the refined model is entrusted with operational responsibilities.

Through this approach, federated learning becomes a powerful mechanism for **distributed intelligence development**, allowing embedded AI systems to learn collectively from geographically dispersed operational experiences while respecting privacy, preserving local data ownership, and maintaining governance over model evolution. The result is a scalable framework for continuous model improvement that combines the adaptability of machine learning with the practical requirements of industrial, edge, and autonomous-system deployments.

- **Cross-Tier Feedback Loops**

  A defining characteristic of modern embedded AI architectures is the presence of **cross-tier feedback loops** that connect device-level intelligence, edge-computing platforms, and cloud-scale analytics into a continuous cycle of observation, learning, optimization, and adaptation. Rather than operating as isolated layers, these tiers function as an integrated intelligence ecosystem in which information flows upward for analysis and refinement, while improvements, policies, and operational guidance flow downward for deployment and execution.

  At the device level, embedded AI agents continuously generate operational information regarding inference accuracy, anomaly-detection effectiveness, control outcomes, resource utilization, environmental conditions, equipment status, and system-health indicators. These observations provide valuable insight into how AI models and decision policies perform under real-world operating conditions. Over time, they establish a detailed operational history that captures both routine behavior and unusual events encountered during deployment.

  Edge-level platforms serve as the intermediate intelligence layer, aggregating observations from multiple devices, machines, vehicles, robots, or production assets operating within a facility or operational region. By combining information from multiple sources, edge systems can identify localized trends, recurring anomalies, workload patterns, equipment interactions, and emerging operational conditions that may not be apparent from the perspective of any individual device. Edge platforms can also perform near-real-time analytics, coordinate local optimization strategies, and provide rapid feedback without requiring continuous cloud connectivity.

  At the highest level, cloud-based analytics and enterprise optimization platforms analyze information collected across geographically distributed assets, facilities, and operational environments. These large-scale analyses enable organizations to identify broader patterns, model drift, systemic inefficiencies, emerging risks, and opportunities for performance

improvement that are not visible within local operating contexts. By examining aggregated operational experience across entire fleets or enterprise deployments, cloud-level systems can generate insights that support strategic optimization, predictive maintenance, energy efficiency improvements, capacity planning, safety enhancements, and AI model refinement.

Importantly, the feedback process is bidirectional. Information does not simply flow upward for analysis; the resulting insights are subsequently distributed back to edge and device layers through validated AI models, revised decision policies, updated operational parameters, optimized control strategies, and context-specific recommendations. In this manner, lessons learned at enterprise scale can improve local performance, while local operational experiences contribute to continuous improvement across the broader system.

For example:

- A predictive-maintenance model deployed on industrial equipment may report recurring misclassifications under specific operating conditions. Cloud analytics can identify the pattern across multiple facilities, refine the model, and redistribute the improved version to all participating sites.
- A fleet of autonomous mobile robots may reveal localized navigation inefficiencies at several warehouses. Edge-level analysis can optimize movement policies for those facilities, while cloud-level evaluation may uncover broader routing improvements applicable across the entire fleet.
- Environmental monitoring systems deployed across multiple locations may detect changing operating conditions that require updated anomaly-detection thresholds or revised control policies. These modifications can be validated centrally and distributed throughout the deployment environment.
- Resource-utilization data collected from embedded devices may reveal opportunities to reduce computational load, improve energy efficiency, or adjust workload allocation between edge and cloud resources.

Cross-tier feedback loops also play a critical role in maintaining **security, safety, and trust** throughout the system lifecycle. Security-monitoring data can identify emerging threats and support rapid policy updates. Safety-related observations can reveal previously unseen operational hazards or degraded performance conditions that require revised control constraints. Trust and governance mechanisms can use collected operational evidence to verify policy compliance, support audits, and improve explainability and accountability.

Because insights generated at higher architectural layers may affect autonomous decision-making throughout a deployment, feedback mechanisms must be governed by appropriate validation, authorization, and lifecycle-management procedures. Model updates, configuration changes, and policy modifications undergo verification, safety assessment, compatibility testing, and version control before deployment. This governance process helps ensure that system adaptation improves operational performance without introducing unintended risks or inconsistencies.

Through these continuous cross-tier feedback loops, embedded AI systems evolve from static automation platforms into adaptive, learning-enabled operational ecosystems. The resulting architecture supports continuous optimization, distributed intelligence sharing, rapid response to changing conditions, and enterprise-wide learning while maintaining the governance, reliability, and operational control required for industrial and mission-critical environments.

- **Latency-Aware Synchronization**

  In distributed embedded AI architectures, the exchange of models, policies, configuration updates, telemetry, and operational intelligence must be carefully coordinated to avoid interfering with time-critical system functions. Autonomous vehicles, industrial robots, intelligent machines, process controllers, and safety-critical embedded devices often operate under strict real-time constraints, where delayed control messages or interrupted communications can directly affect performance, reliability, or safety. Consequently, synchronization activities must be designed with explicit awareness of communication latency, available bandwidth, network reliability, and operational priorities.

  Latency-aware synchronization is the practice of managing model distribution, policy propagation, state synchronization, and learning-related communications in a manner that preserves the responsiveness of operational control systems. Rather than treating all network traffic equally, the architecture prioritizes communications according to their urgency, timing requirements, and impact on ongoing operations.

  At the highest priority are **time-sensitive operational communications**, including control commands, safety messages, alarm notifications, fault reports, synchronization of critical state information, and other communications required for real-time decision-making. These communications must be delivered with minimal delay and predictable timing characteristics to support safe and effective autonomous operation.

  By contrast, activities such as model transfers, historical data synchronization, software updates, large-scale analytics uploads, and non-urgent policy distribution generally have

more flexible timing requirements. Although important for long-term system improvement, these activities do not consume resources needed for mission-critical operational functions.

As a result, modern embedded AI architectures frequently implement communication policies that dynamically manage synchronization activities according to current network conditions and operational demands. Examples include:

- Prioritizing control, safety, and diagnostic traffic over model-management communications.
- Deferring large model transfers during periods of peak operational activity.
- Scheduling software and policy updates during maintenance windows or low-utilization periods.
- Adjusting synchronization frequency based on network congestion, bandwidth availability, and device workload.
- Temporarily suspending nonessential synchronization activities when critical operational events occur.
- Dynamically reallocating communication resources during emergencies or degraded network conditions.

Large AI models, in particular, can present significant synchronization challenges due to their size and transmission requirements. Rather than transferring entire models whenever updates occur, systems may employ **incremental synchronization techniques**, such as:

- Differential model updates that transmit only modified parameters.
- Layer-specific model updates that replace selected portions of a neural network.
- Compressed update packages to reduce communication overhead.
- Progressive or staged deployment strategies that distribute updates over multiple synchronization cycles.
- Edge-level caching and replication mechanisms that minimize repeated cloud-to-device transfers.

For example, an industrial facility operating hundreds of autonomous machines may postpone the distribution of a large predictive-maintenance model until a planned maintenance period when network utilization is lower. Similarly, a fleet of autonomous

vehicles may receive incremental model refinements while stationary or during periods of limited operational demand rather than during active navigation and mission execution.

Latency-aware synchronization also plays an important role in supporting **security, safety, and operational continuity**. Security updates addressing high-priority vulnerabilities may require accelerated deployment, while routine model optimizations can be deferred until suitable network conditions become available. Likewise, safety-critical policy modifications may receive priority treatment when they are needed to address emerging operational risks or newly identified hazards.

The synchronization process must also account for variable communication environments. Many embedded AI systems operate across heterogeneous networks that may include industrial Ethernet, wireless local-area networks, private 5G infrastructure, satellite communications, low-power wide-area networks (LPWANs), or intermittently connected edge devices. Because connectivity quality can vary significantly across these environments, synchronization strategies must adapt to changing latency, bandwidth constraints, packet loss, and connectivity interruptions.

As a result, many architectures implement **adaptive synchronization policies** that continuously evaluate communication conditions and automatically determine the most appropriate timing, frequency, and delivery mechanisms for model and policy distribution. Such policies help maintain a balance between operational responsiveness and continuous system improvement.

Ultimately, latency-aware synchronization ensures that learning, optimization, and lifecycle-management activities do not compromise the real-time requirements of embedded autonomy. By intelligently prioritizing communications, scheduling updates according to operational conditions, and adapting synchronization behavior to network constraints, embedded AI systems can continuously evolve while preserving the responsiveness, reliability, safety, and operational effectiveness required in industrial and mission-critical environments.

- **Predictive Scheduling and Resource Coordination**

  As embedded AI systems become increasingly distributed and interconnected, effective operation depends not only on intelligent decision-making but also on the efficient coordination of computational, communication, storage, and energy resources. Autonomous devices, edge platforms, and cloud services often compete for shared resources while simultaneously supporting real-time inference, control functions, model synchronization, analytics processing, and system-management activities. Uncoordinated

resource utilization can lead to processing delays, network congestion, increased latency, reduced system responsiveness, and unnecessary interference with mission-critical operations.

To address these challenges, modern embedded AI architectures increasingly employ **predictive scheduling and resource coordination**, in which AI-driven planning mechanisms anticipate future operational demands and proactively allocate resources before contention occurs. Rather than reacting to resource shortages after they emerge, predictive systems use historical observations, operational patterns, equipment status information, workload forecasts, and environmental conditions to estimate upcoming computational and communication requirements.

These predictive capabilities enable the system to identify periods of elevated activity, expected resource bottlenecks, maintenance windows, or network congestion and then adjust scheduling decisions accordingly. As a result, synchronization activities, model updates, analytics workloads, data transfers, and other non-time-critical tasks can be coordinated to minimize their impact on operational performance.

For example, AI models may forecast:

- Periods of high computational demand associated with production cycles, mission execution, or peak equipment utilization.
- Expected network congestion caused by large data transfers, facility-wide synchronization activities, or increasing communication loads.
- Changes in energy availability for battery-powered or energy-constrained devices.
- Anticipated increases in sensor-processing workloads due to changing environmental conditions.
- Scheduled maintenance activities, shift changes, or operational transitions that may influence system resource requirements.
- Periods of lower utilization during which updates and optimization activities can be performed with minimal disruption.

Based on these predictions, resource-management systems can make informed scheduling decisions that balance operational continuity and system improvement objectives. For instance, a facility-level edge platform may postpone a noncritical model deployment until a manufacturing cycle has been completed, thereby preventing competition with latency-sensitive inference tasks supporting active production equipment. Similarly, an autonomous

vehicle fleet may defer synchronization of large diagnostic datasets until vehicles return to charging stations or maintenance facilities where network bandwidth and computational resources are more readily available.

Predictive scheduling also plays a critical role in **hierarchical cloud-edge-device architectures**. Resource-coordination mechanisms can determine where specific workloads execute based on current and anticipated conditions. Time-sensitive inference functions may remain on local embedded devices, while computationally intensive analytics tasks are shifted to edge servers or cloud platforms during periods of lower operational demand. This dynamic allocation helps optimize system responsiveness while maximizing overall resource efficiency.

In industrial environments, predictive scheduling can further support:

- Coordinated deployment of software, firmware, and AI-model updates across large fleets of distributed devices.
- Load balancing among edge servers and distributed computational resources.
- Adaptive workload migration between edge and cloud environments.
- Dynamic bandwidth allocation for critical operational communications.
- Optimization of energy consumption in battery-powered and resource-constrained systems.
- Reduction of peak processing loads and communication bottlenecks.
- Improved utilization of shared computational infrastructure.

Importantly, predictive scheduling must be closely aligned with security, safety, and operational requirements. Resource optimization cannot compromise real-time control functions, safety monitoring processes, emergency communications, or cybersecurity protections. Consequently, critical workloads typically receive guaranteed priority, while less urgent synchronization, analytics, and optimization activities are managed according to available resource capacity and operational constraints.

As embedded AI systems continue to evolve toward increasingly autonomous, adaptive, and distributed architectures, predictive scheduling and resource coordination become essential enablers of scalable operation. By anticipating future demands and intelligently orchestrating the use of computational and communication resources, these mechanisms improve efficiency, reduce contention, support continuous learning and optimization, and

ensure that critical operational functions remain responsive even in complex and resource-constrained environments.

- **Connectivity-Aware Autonomy and Resynchronization**

  Distributed embedded AI systems frequently operate in environments where communication connectivity cannot be assumed to be continuously available, reliable, or high-bandwidth. Industrial facilities, autonomous vehicles, mobile robots, remote infrastructure, agricultural systems, offshore platforms, defense applications, and geographically dispersed sensor networks often experience intermittent connectivity, variable network performance, communication delays, congestion, or complete network outages. Consequently, effective autonomous operation requires architectures that are capable of maintaining functionality even when communication between device, edge, and cloud layers becomes degraded or unavailable.

  Connectivity-aware autonomy addresses this challenge by enabling autonomous systems to adapt their behavior according to the availability and quality of communication resources. Rather than assuming continuous access to higher-level services, cloud analytics, or centralized decision support, local and regional intelligence layers are designed to operate independently for extended periods using previously validated models, approved policies, locally available data, and cached operational knowledge.

  When communication with higher tiers is interrupted, embedded devices continue performing essential inference, monitoring, control, and decision-making functions based on their most recently verified operating configuration. Edge-level platforms can similarly maintain regional coordination and local optimization activities using cached models, historical observations, safety constraints, and operational policies. This approach ensures that temporary communication disruptions do not immediately result in loss of autonomy or interruption of critical operational functions.

  For example:

  - An autonomous vehicle may continue navigating safely using locally stored perception models and route-planning policies even when temporarily disconnected from cloud services.
  - A manufacturing facility may maintain production operations using edge-based control systems during periods of external network disruption.

- An agricultural monitoring system may continue collecting environmental observations and executing irrigation decisions despite intermittent connectivity to centralized management platforms.
- A fleet of autonomous mobile robots may coordinate locally through facility-level edge infrastructure while awaiting restoration of enterprise-wide communications.
- Remote energy-generation assets may continue performing condition monitoring, fault detection, and safety functions despite limited backhaul connectivity.
- During disconnected operation, systems typically buffer operational information for later synchronization. Buffered information may include:
- Sensor observations and historical telemetry.
- AI inference results and confidence measures.
- Equipment-health indicators.
- Anomaly-detection events.
- Operational decisions and control actions.
- Performance metrics and resource-utilization data.
- Safety and security monitoring records.
- Local model adaptations and policy adjustments, where permitted.

However, maintaining autonomous operation during communication outages introduces the possibility that different layers of the architecture may gradually diverge from one another. Devices may continue operating on older models, edge platforms may accumulate unsynchronized observations, and cloud-level systems may remain unaware of recent operational events. Consequently, restoring connectivity requires more than simply re-establishing communication channels; it requires a carefully managed **resynchronization process** designed to restore consistency across the distributed system.

Once connectivity becomes available, the architecture initiates controlled recovery and resynchronization procedures that may include:

- Reconciling buffered observations and operational records.
- Verifying model versions and configuration consistency.
- Synchronizing software, policy, and model updates.

- Reestablishing state information across device, edge, and cloud layers.
- Resolving conflicts among distributed data sources.
- Revalidating security credentials and communication integrity.
- Updating contextual information and operational priorities.
- Restoring coordinated optimization and fleet-management functions.

Resynchronization does not automatically overwrite local operational states or immediately deploy newly available updates. Instead, many systems perform version verification, compatibility assessment, safety validation, and policy checks before changes are applied. This controlled approach helps prevent inconsistencies, rollback errors, conflicting configurations, or unintended operational behavior that could result from abrupt rejoining of disconnected systems.

For example, a facility-level edge server may compare locally accumulated operational data with cloud-level analytics results before accepting newly generated optimization recommendations. Similarly, an autonomous vehicle reconnecting to a fleet-management system may first verify model versions, policy revisions, security credentials, and operational compatibility before incorporating updated guidance into its decision processes.

Connectivity-aware architectures also support varying levels of autonomous behavior depending on communication availability. Under normal conditions, devices may benefit from cloud-assisted analytics, fleet-level optimization, and enterprise-wide coordination. During degraded connectivity, systems may transition to locally optimized operating modes that emphasize self-sufficiency while preserving essential safety, security, and operational functions. This adaptive approach ensures that autonomy remains available even when supporting infrastructure becomes temporarily unreachable.

From a broader systems perspective, connectivity-aware autonomy contributes directly to **resilience, fault tolerance, and operational continuity**. It allows embedded AI systems to continue functioning safely and effectively despite communication disruptions while ensuring that system-wide knowledge, models, and policies can eventually be reconciled through structured recovery procedures.

Through the combination of autonomous local operation, intelligent buffering, controlled resynchronization, and adaptive communication management, connectivity-aware architectures enable embedded AI ecosystems to balance independence and coordination. The result is a robust distributed intelligence framework capable of maintaining operational effectiveness across dynamic, resource-constrained, and intermittently connected

environments while preserving consistency, reliability, safety, and governance across the broader system lifecycle.

- **Model Integrity and Deployment Validation**

  In distributed embedded AI architectures, the effectiveness of synchronization mechanisms depends not only on successful data transmission but also on maintaining the authenticity, consistency, and trustworthiness of the models, policies, and configuration artifacts being distributed. As AI systems evolve through continuous learning, model refinement, policy updates, and software enhancements, every deployed artifact becomes a critical operational asset whose integrity directly influences autonomous behavior. Consequently, **model integrity and deployment validation** are essential safeguards that ensure only authorized, verified, and approved updates are introduced into the operational environment.

  Without rigorous validation procedures, corrupted files, incomplete transfers, configuration

  errors, version mismatches, software defects, or malicious modifications could propagate throughout a distributed system and adversely affect decision-making across multiple devices, facilities, or autonomous assets. Because AI-driven systems frequently operate in environments where their decisions influence physical processes, personnel safety, productivity, and mission outcomes, even subtle changes to model parameters or decision policies may have significant operational consequences.

  To mitigate these risks, updated models, policies, and configuration packages are subjected to multiple layers of verification before deployment. Typical validation activities include:

  - **Authenticity verification**, ensuring that updates originate from trusted and authorized sources.
  - **Cryptographic integrity checks**, confirming that model artifacts have not been altered, corrupted, or tampered with during storage or transmission.
  - **Version consistency validation**, ensuring compatibility among deployed models, configuration files, control software, and dependent system components.
  - **Provenance verification**, establishing a traceable history of model development, testing, approval, and deployment.
  - **Compatibility assessment**, verifying that updated models remain interoperable with existing hardware platforms, operating environments, communication protocols, and software interfaces.

- **Performance validation**, confirming that model behavior remains consistent with expected operational objectives.
- **Safety and security assessment**, ensuring that updates do not introduce unacceptable operational, cybersecurity, or functional-safety risks.

In practice, deployment is rarely performed as an immediate system-wide replacement. Instead, many organizations employ controlled deployment methodologies that reduce operational risk while providing opportunities to evaluate real-world behavior before broad adoption. Examples include:

- Staged or phased deployment across selected devices or facilities.
- Canary deployments involving a limited subset of operational assets.
- Shadow-mode evaluation in which new models operate in parallel with production models without directly influencing decisions.
- Digital-twin validation and simulation-based testing.
- Incremental rollout procedures with predefined monitoring checkpoints.
- Automated rollback mechanisms that restore previously validated configurations if unexpected behavior is detected.

For example, a manufacturing enterprise deploying an updated predictive-maintenance model may first validate the model within a digital twin environment, then deploy it to a small group of machines operating under controlled conditions. Performance, accuracy, resource utilization, and safety indicators can be monitored before authorizing broader deployment across the entire production network. Similarly, an autonomous vehicle fleet may deploy updated perception models to a limited number of vehicles and compare operational outcomes against established performance benchmarks before expanding deployment.

Version management is another critical aspect of deployment validation. In large-scale distributed environments, hundreds or thousands of embedded devices may operate simultaneously using different hardware platforms, software revisions, and deployment schedules. Effective version control enables organizations to maintain visibility into which model, policy, and configuration versions are active on each device, thereby simplifying troubleshooting, compliance reporting, performance analysis, and rollback operations.

Model integrity management also supports broader objectives related to **security, safety, and trust**. Security mechanisms protect models against unauthorized modification and

supply-chain compromise. Safety validation ensures that updates remain compatible with operational constraints and independent protective functions. Trust mechanisms benefit from traceable deployment records, auditable approval processes, and transparent model-governance practices that allow organizations to demonstrate accountability throughout the system lifecycle.

Model validation cannot focus exclusively on predictive performance. An updated model that achieves superior accuracy under testing conditions may nevertheless introduce unexpected behavior, alter resource-consumption patterns, change timing characteristics, affect decision thresholds, or interact differently with downstream control systems. Consequently, deployment approval typically considers the complete operational context rather than relying solely on model-centric performance metrics.

Through rigorous integrity verification, version control, provenance tracking, compatibility assessment, staged deployment, and continuous monitoring, organizations can ensure that distributed AI systems evolve in a controlled and trustworthy manner. These mechanisms transform model deployment from a simple software-update process into a governed lifecycle activity that preserves operational reliability, safety, and accountability across the entire autonomous ecosystem.

Ultimately, model integrity and deployment validation enable hierarchical AI systems to function as a **continuously evolving cognitive architecture rather than a static distribution of computational responsibilities**. By ensuring that learning, adaptation, and optimization occur through secure, validated, and traceable processes, organizations can continuously improve autonomous capabilities while maintaining confidence in the correctness, consistency, and trustworthiness of distributed decision-making systems.

Through these mechanisms, hierarchical AI autonomy becomes a continuously evolving cognitive architecture rather than a static distribution of computational responsibilities.

While Table 9.2-A4 identifies the principal synchronization and learning mechanisms that support hierarchical AI systems, understanding their full significance requires viewing them as components of an integrated operational architecture. In practice, synchronization is not a collection of isolated communication procedures but a continuous process through which observations, knowledge, policies, models, and optimization strategies flow among device-level agents, edge-coordination platforms, and cloud-scale intelligence services. These interactions enable the system to learn from distributed operational experience, maintain consistency across multiple layers, and adapt to changing conditions while preserving governance and operational control. Figure 9.2-A4 extends the analysis by illustrating how synchronization, learning,

validation, and deployment activities interact across the hierarchical autonomy stack to create a continuously evolving and coordinated intelligence ecosystem.

Figure 9.2-A4 presents an architectural view of AI-driven synchronization and learning across hierarchical autonomy layers. The figure illustrates how local autonomous agents, edge-coordination systems, and cloud-based intelligence platforms participate in a continuous cycle of information exchange, model refinement, policy adaptation, and operational optimization. Information generated at lower layers flows upward through the hierarchy, where broader analytics, learning processes, and governance mechanisms transform local observations into actionable intelligence. Validated improvements are subsequently distributed downward in the form of updated policies, refined models, and optimization recommendations. The figure also highlights the critical roles of cross-tier feedback loops and governance controls in ensuring that adaptation occurs in a secure, safe, and trustworthy manner.

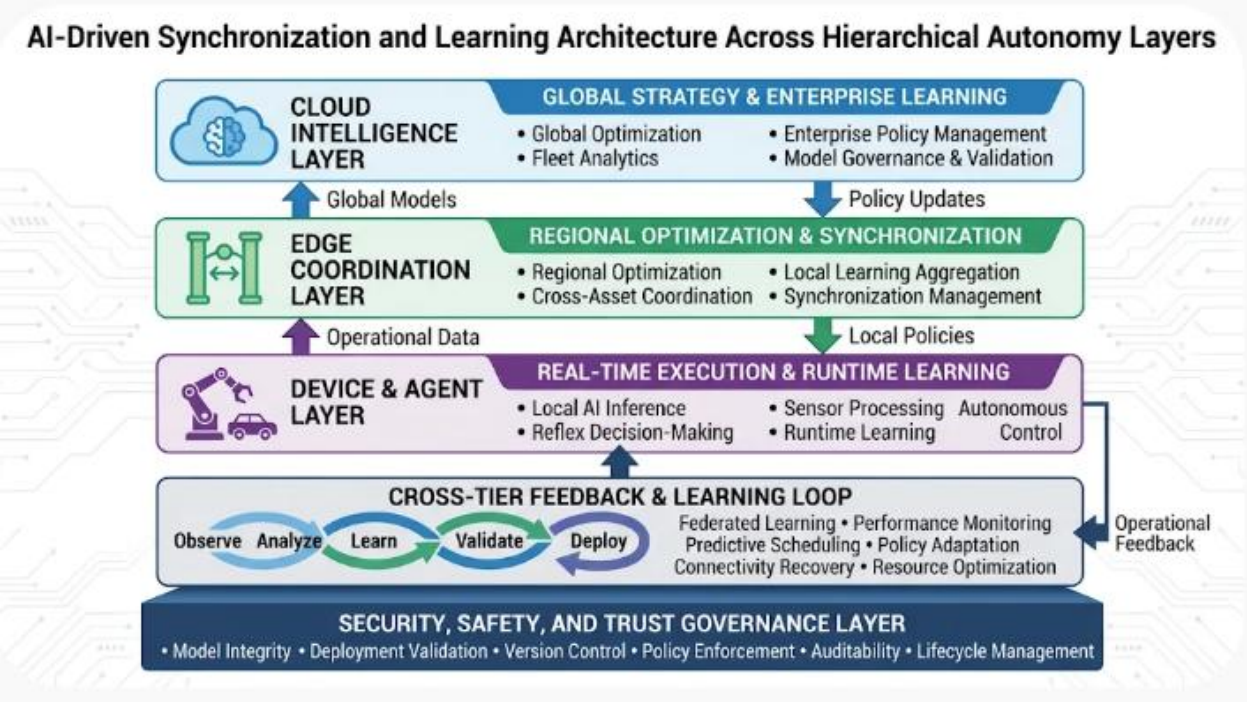

Figure 9.2-A4 – AI-Driven Synchronization and Learning Architecture Across Hierarchical Autonomy Layers

The figure illustrates the continuous exchange of information, policies, models, and operational intelligence among device-level agents, edge-coordination platforms, and cloud-scale optimization systems. Local observations flow upward through the hierarchy to support learning, analytics, and strategic optimization, while validated policies and model improvements flow downward to enhance local autonomous behavior. Cross-tier feedback mechanisms, synchronization services, and governance

controls collectively enable continuous adaptation, coordinated learning, operational consistency, and lifecycle management across the autonomous ecosystem.

Legend

Figure Element	***Description***
Cloud Intelligence Layer	*Enterprise-level intelligence responsible for global optimization, fleet analytics, policy management, model governance, and strategic decision support.*
Global Strategy & Enterprise Learning	*Cloud-scale processes that transform distributed operational knowledge into organization-wide improvements.*
Global Models	*Validated AI models and optimization strategies distributed from the cloud to lower layers.*
Policy Updates	*Operational constraints, decision policies, and configuration changes propagated throughout the hierarchy.*
Edge Coordination Layer	*Intermediate intelligence layer responsible for regional optimization, synchronization, workload coordination, and local learning aggregation.*
Regional Optimization & Synchronization	*Edge-level analytics and coordination functions that bridge local autonomy and enterprise intelligence.*
Operational Data	*Performance information, telemetry, event records, and observations transmitted from devices to higher layers.*
Local Policies	*Operational directives and configuration updates distributed from edge platforms to autonomous agents.*
Device & Agent Layer	*Embedded AI systems performing perception, inference, decision-making, control, and local learning.*
Real-Time Execution & Runtime Learning	*Local operational functions that respond directly to environmental conditions and mission objectives.*

Cross-Tier Feedback & Learning Loop	*Continuous cycle of observation, analysis, learning, validation, and deployment that supports system improvement.*
Observe → Analyze → Learn → Validate → Deploy	*Core lifecycle through which operational experience is transformed into improved intelligence and behavior.*
Federated Learning	*Collaborative model improvement that allows distributed contributors to refine global intelligence without necessarily sharing raw data.*
Predictive Scheduling	*Forecast-based coordination of synchronization, updates, and resource utilization.*
Connectivity Recovery	*Mechanisms supporting autonomous operation during disruptions and controlled resynchronization afterward.*
Security, Safety, and Trust Governance Layer	*Cross-cutting governance framework ensuring controlled evolution, accountability, compliance, and lifecycle integrity.*
Model Integrity and Deployment Validation	*Mechanisms that verify authenticity, consistency, safety, and correctness before deployment.*

Synchronization as a Continuous Intelligence Process

Figure 9.2-A4 demonstrates that synchronization within hierarchical AI architectures is fundamentally more than a communication activity. Rather than simply transferring data between devices, synchronization serves as the mechanism through which distributed intelligence is continuously collected, refined, validated, and redistributed throughout the autonomous ecosystem. The figure portrays synchronization as a dynamic learning process that enables local experience to influence enterprise intelligence while allowing enterprise-level improvements to influence local behavior.

This perspective transforms hierarchical autonomy from a static computational hierarchy into a continuously evolving learning architecture.

Hierarchical Distribution of Intelligence

The figure illustrates a clear distribution of responsibilities across the three primary autonomy layers.

At the lowest level, the **Device and Agent Layer** performs real-time perception, inference, decision-making, control, and runtime learning. These systems interact directly with the physical environment and therefore generate the operational experiences upon which higher-level learning depends.

The **Edge Coordination Layer** serves as an intermediary intelligence tier. By aggregating observations from multiple devices, edge systems support regional optimization, synchronization management, workload distribution, and localized learning activities. This layer enables coordination among groups of assets while reducing dependence on cloud connectivity.

At the highest level, the **Cloud Intelligence Layer** provides enterprise-scale learning, fleet analytics, policy management, model governance, and strategic optimization. By integrating information from many distributed systems, cloud platforms create a broader operational perspective that individual devices cannot achieve independently.

Bidirectional Knowledge Flow

One of the most important architectural principles illustrated by the figure is the bidirectional flow of information.

Operational observations move upward from device-level systems through edge platforms to cloud intelligence services. These observations include performance metrics, environmental data, operational outcomes, anomaly reports, resource-utilization information, and learning artifacts.

In the opposite direction, validated models, optimization strategies, and policy updates flow downward from enterprise intelligence systems to edge coordinators and local devices. This bidirectional exchange enables local decisions to benefit from broader organizational knowledge while ensuring that higher-level analytics remain informed by real-world operational experience.

Consequently, learning occurs simultaneously at multiple levels of the hierarchy rather than being confined to a single layer.

Cross-Tier Learning and Continuous Improvement

At the center of the figure is the **Cross-Tier Feedback and Learning Loop**, represented by the cycle:

Observe → Analyze → Learn → Validate → Deploy

This cycle captures the essence of continuous AI improvement.

Operational activities generate observations that are analyzed for trends, anomalies, opportunities, and performance limitations. Learning processes then transform those observations into updated models, policies, or optimization strategies. Before deployment, however, proposed changes undergo validation to ensure compatibility with operational, safety, and governance requirements. Only after successful validation are improvements deployed throughout the hierarchy.

The inclusion of validation as a dedicated step is particularly important because it emphasizes that adaptation must remain controlled rather than automatic.

Federated Learning and Distributed Intelligence Generation

The feedback loop also highlights the role of **Federated Learning**, which enables geographically distributed assets to contribute to collective intelligence without centralizing raw operational data. This mechanism supports privacy preservation, reduced communication requirements, and distributed model improvement while allowing operational knowledge to be shared across facilities, fleets, and deployment environments.

The figure therefore reinforces the concept that intelligence can emerge collaboratively across many systems rather than solely through centralized training infrastructures.

Resource-Aware and Connectivity-Aware Synchronization

The presence of **Predictive Scheduling**, **Resource Optimization**, and **Connectivity Recovery** illustrates the operational realities of distributed AI systems.

Synchronization activities must coexist with real-time workloads, limited bandwidth, computational constraints, and intermittent connectivity. Resource-aware coordination ensures that synchronization activities do not interfere with critical operational functions, while connectivity-recovery mechanisms allow systems to continue operating even when communication disruptions occur.

These elements emphasize that synchronization must be adaptive, resilient, and aware of operational priorities.

Governance as a Foundational Layer

A distinguishing feature of the figure is the placement of the **Security, Safety, and Trust Governance Layer** beneath all other components. This arrangement conveys an important architectural principle: learning and adaptation must occur within established governance boundaries.

Model integrity verification, deployment validation, version control, policy enforcement, auditability, and lifecycle management collectively ensure that evolved intelligence remains trustworthy, safe, and aligned with organizational objectives. Without these governance mechanisms, continuous adaptation could introduce inconsistency, unintended behavior, or unacceptable operational risks.

The figure therefore highlights that successful autonomous learning depends not only on technical capability but also on disciplined governance and oversight.

Overall Significance

Overall, Figure 9.2-A4 illustrates how hierarchical AI systems achieve continuous learning, adaptation, and coordination through structured synchronization processes. The architecture integrates operational intelligence generation, distributed learning, policy propagation, feedback analysis, validation, deployment, and governance into a unified framework. By linking local autonomy, edge coordination, and cloud-scale intelligence through continuous feedback loops, the architecture enables autonomous systems to evolve collectively while maintaining consistency, resilience, operational effectiveness, and organizational control. In this manner, synchronization becomes the mechanism through which distributed intelligence is transformed into adaptive, scalable, and continuously improving autonomous behavior across the entire hierarchical ecosystem.

The preceding discussion has shown that hierarchical AI architectures depend on continuous synchronization, knowledge sharing, and learning across device, edge, and cloud layers. Through policy updates, federated learning, cross-tier feedback loops, and coordinated model deployment, distributed autonomous systems can evolve collectively while maintaining alignment with organizational objectives and operational requirements. However, synchronization alone does not guarantee effective autonomous behavior. As multiple layers simultaneously generate recommendations, optimization strategies, control directives, and policy constraints, situations may arise in which decisions produced at different levels of the hierarchy compete, overlap, or conflict. A local agent may prioritize immediate operational safety, an edge-layer optimizer may seek regional efficiency, and a cloud-level planning system may pursue broader strategic objectives. Ensuring that these potentially competing decisions remain coherent requires mechanisms that coordinate actions across different temporal horizons, operational scopes, and levels of authority. Consequently, hierarchical autonomy must incorporate structured approaches to multi-timescale decision coordination and conflict resolution, enabling autonomous systems to balance immediate responsiveness with longer-term optimization while preserving consistency, safety, and operational effectiveness.

vi. Multi-Timescale Decision Coordination and Conflict Resolution

A defining characteristic of hierarchical AI architectures is their ability to support decision-making across multiple temporal, operational, and organizational scales simultaneously. Unlike conventional control systems that operate primarily within a single decision horizon, hierarchical autonomous systems integrate rapid local responses, intermediate coordination activities, and long-term strategic optimization into a unified decision framework. This capability allows the system to remain responsive to immediate environmental conditions while continuously aligning operational behavior with broader organizational objectives, resource constraints, and mission requirements.

At the device level, autonomous agents often operate within **millisecond or sub-second decision cycles**, where rapid perception, control, and actuation are required to maintain stability, safety, and operational responsiveness. Examples include robotic motion control, collision avoidance, motor regulation, sensor fusion, and real-time process adjustments. At the edge layer, coordination mechanisms typically operate over **seconds to minutes**, managing interactions among multiple devices, balancing resources, coordinating tasks, and optimizing local operations. At the cloud or enterprise layer, optimization activities frequently occur over **hours, days, weeks, or longer**, focusing on production planning, asset utilization, predictive maintenance, energy optimization, logistics, and strategic policy development.

These differing timescales provide valuable complementary perspectives, but they also introduce a fundamental challenge: decisions generated at one layer may influence, constrain, or even conflict with decisions occurring at other layers. As autonomy becomes increasingly distributed across the hierarchy, maintaining consistency among these decision processes becomes essential for ensuring safe, efficient, and predictable operation.

The ability of hierarchical AI systems to coordinate decisions across multiple temporal and organizational levels is fundamental to achieving effective autonomous operation. Device-level controllers must react to rapidly changing physical conditions in real time, while edge-based coordination systems manage interactions among multiple assets and cloud-scale intelligence platforms pursue broader optimization objectives over much longer planning horizons. Each layer contributes unique capabilities and perspectives, but each also operates under different constraints, decision cycles, and performance objectives. As a result, successful hierarchical autonomy depends upon clearly defined decision roles, authority boundaries, and coordination mechanisms that enable multiple layers to work together without compromising safety, responsiveness, or operational stability. Table 9.2-A5-1 summarizes the major decision-making layers within hierarchical AI architectures, their characteristic timescales, primary responsibilities, representative decisions, and the mechanisms used to coordinate autonomous

behavior across the hierarchy.

Table 9.2-A5-1 presents the decision hierarchy that underpins multi-timescale autonomous operation in embedded AI systems. The table organizes decision-making responsibilities according to hierarchical layers, ranging from local real-time controllers to enterprise-level governance functions. For each layer, the table identifies the typical decision horizon, major operational responsibilities, representative decision types, and the coordination mechanisms used to maintain alignment with the broader autonomous system. Collectively, these layers form a structured decision architecture in which immediate operational requirements, regional coordination activities, strategic optimization functions, and governance objectives are integrated into a unified framework capable of supporting large-scale autonomous operation.

Table 9.2-A5-1 – Multi-Timescale Decision Coordination Across Hierarchical AI Layers

Hierarchical Layer	Typical Decision Timescale	Primary Responsibilities	Representative Decisions	Coordination Mechanisms
Local Device and Control Layer	Milliseconds to Seconds	Real-time control, safety monitoring, equipment protection, environmental response	Collision avoidance, emergency stop, motor control, anomaly response	Deterministic control logic, safety interlocks, local constraints
Local Autonomous Agent Layer	Seconds	Task execution, adaptive behavior, local optimization, workload management	Navigation adjustments, task selection, mode changes	Policy enforcement, confidence-based decision filtering
Edge Coordination Layer	Seconds to Minutes	Multi-device coordination, workload balancing, resource allocation	Fleet coordination, task scheduling, traffic management	Arbitration engines, negotiation protocols, resource-allocation policies
Regional and Facility	Minutes to Hours	Facility optimization, maintenance	Throughput balancing, maintenance	Supervisory optimization and operational

Operations Layer		coordination, operational planning	scheduling, energy management	constraint management
Cloud Intelligence Layer	Hours to Days	Strategic optimization, fleet analytics, predictive planning	Capacity forecasting, predictive maintenance, model deployment	Hierarchical feedback loops, policy refinement, model synchronization
Enterprise Governance Layer	Days to Months	Regulatory compliance, organizational policy development, risk management	Safety policy approval, deployment governance, compliance monitoring	Governance frameworks, audit mechanisms, policy enforcement

Purpose: *Illustrates how decision-making responsibilities are distributed across hierarchical AI layers according to decision timescale and operational scope.*

Understanding Multi-Timescale Decision Hierarchies

Table 9.2-A5-1 illustrates that hierarchical AI systems are inherently distributed decision-making environments in which intelligence operates concurrently at multiple temporal scales. Rather than relying on a single decision engine, autonomous systems distribute responsibilities among layers that differ in speed, scope, authority, and objectives. This layered approach allows the architecture to balance immediate responsiveness with long-term optimization while maintaining coordination across complex operational environments.

The table demonstrates that decision authority increases in scope as one moves upward through the hierarchy, while responsiveness and environmental immediacy increase as one moves downward toward the device layer. Together, these complementary capabilities create an architecture capable of addressing both short-term operational requirements and long-term strategic objectives.

Real-Time Control at the Device Layer

At the foundation of the hierarchy is the **Local Device and Control Layer**, which operates at timescales ranging from milliseconds to seconds. This layer is responsible for maintaining direct interaction with the physical environment and often serves as the first responder to rapidly changing conditions.

Representative decisions include collision avoidance, emergency stopping, equipment protection, sensor-driven adjustments, and low-level control actions. Because these decisions directly influence physical processes, they require deterministic execution and immediate responsiveness. The coordination mechanisms associated with this layer, including safety interlocks and operational constraints, ensure that protective actions can be executed without waiting for approval from higher-level systems.

The table highlights an important principle of hierarchical autonomy: real-time safety and stability functions remain closest to the physical process they protect.

Adaptive Operation Through Local Autonomous Agents

The **Local Autonomous Agent Layer** extends device-level intelligence by incorporating adaptive behaviors that operate over slightly longer timescales. These agents manage local task execution, adjust operational modes, and optimize behavior according to current conditions.

Unlike low-level controllers, autonomous agents often evaluate multiple alternatives before selecting actions. Consequently, coordination mechanisms such as confidence-based decision filtering and policy enforcement become important for ensuring that adaptation remains consistent with approved operational constraints.

This layer represents the point at which autonomous decision-making begins to move beyond immediate control and toward local optimization.

Coordinating Distributed Resources at the Edge

The **Edge Coordination Layer** introduces a broader perspective by managing interactions among multiple devices, machines, or autonomous assets. Operating over timescales ranging from seconds to minutes, edge systems are capable of balancing workloads, coordinating resource utilization, allocating tasks, and managing competing operational priorities.

The table shows that edge-level decision-making serves as a bridge between local autonomy and strategic intelligence. Coordination mechanisms such as arbitration engines, negotiation protocols, and resource-management policies enable the edge layer to reconcile competing objectives among connected assets while maintaining overall operational efficiency.

This layer is particularly important in environments where autonomous devices must cooperate rather than act independently.

Operational Optimization at Regional and Facility Levels

The **Regional and Facility Operations Layer** expands decision-making beyond individual assets and subsystems to encompass larger operational objectives. Decisions at this level typically

involve production planning, maintenance coordination, throughput balancing, and energy optimization.

Because facility-level objectives often influence multiple systems simultaneously, coordination mechanisms must account for operational dependencies and resource limitations. Supervisory optimization processes ensure that local improvements contribute to broader organizational goals without compromising operational constraints or system stability.

The table therefore illustrates how coordination becomes increasingly strategic as the decision horizon expands.

Strategic Planning at the Cloud Layer

The **Cloud Intelligence Layer** provides the longest operational planning horizon within the technical architecture. Operating over timescales ranging from hours to days, cloud systems support predictive analytics, model refinement, enterprise-wide optimization, and strategic planning activities.

Unlike lower layers, cloud intelligence does not typically control physical systems directly. Instead, it provides guidance, recommendations, and optimization strategies that influence downstream decision-making. The table emphasizes that cloud-generated recommendations are coordinated through feedback mechanisms that continually incorporate operational realities observed at lower levels.

This relationship helps prevent strategic objectives from becoming disconnected from operational constraints.

Governance as the Highest Organizational Authority

At the highest level of the hierarchy is the **Enterprise Governance Layer**, which operates over decision horizons measured in days, months, or longer. Governance functions establish organizational policies, regulatory requirements, compliance frameworks, risk-management strategies, and deployment approval processes.

The inclusion of governance within the decision hierarchy highlights an important concept: autonomous systems must remain aligned not only with operational objectives but also with organizational, legal, ethical, and regulatory requirements. Governance mechanisms therefore define the boundaries within which all lower-level decisions must operate.

This layer establishes the strategic and institutional context for autonomous behavior throughout the hierarchy.

Coordination as the Integrating Mechanism

A key insight emerging from Table 9.2-A5-1 is that coordination mechanisms evolve as decision scope increases. Lower layers rely primarily on deterministic controls and safety constraints, while higher layers emphasize negotiation, optimization, policy management, and governance processes. Despite these differences, all layers remain interconnected through structured coordination mechanisms that maintain alignment between local actions and broader objectives.

The table therefore demonstrates that hierarchical autonomy is not merely a collection of independent decision systems. Instead, it is a coordinated decision ecosystem in which each layer contributes specialized capabilities while operating within an integrated framework of authority, communication, and operational constraints.

Overall Significance

Overall, Table 9.2-A5-1 illustrates how hierarchical AI architectures distribute intelligence across multiple timescales to balance responsiveness, coordination, optimization, and governance. By assigning decision responsibilities according to temporal requirements and operational scope, the architecture enables autonomous systems to respond rapidly to local conditions while simultaneously pursuing broader organizational objectives. This multi-timescale structure forms the foundation upon which conflict resolution, policy reconciliation, and coordinated autonomous behavior can subsequently be implemented across complex and distributed operational environments.

While Table 9.2-A5-1 describes how decision-making responsibilities are distributed across hierarchical AI layers according to their timescales and operational scope, effective autonomy requires more than the allocation of decision authority. In practice, decisions generated by different layers may occasionally compete for control of the same operational outcome, particularly when local conditions, regional objectives, strategic optimization goals, or organizational priorities point toward different courses of action. To maintain coherent system behavior, hierarchical AI architectures must establish explicit rules governing how competing recommendations are prioritized and resolved. These rules ensure that safety-critical actions are not overridden by optimization objectives, that operational constraints remain enforceable, and that higher-level planning functions adapt appropriately to the realities of the physical environment. Table 9.2-A5-2 summarizes the decision-priority hierarchy that guides conflict resolution across multiple timescales and authority levels within hierarchical autonomous systems.

Table 9.2-A5-2 presents a structured hierarchy for resolving conflicts among decisions generated at different levels of a hierarchical AI architecture. The table identifies the major

categories of decision authority, their typical source layers, representative conflict scenarios, and the principles used to resolve competing recommendations. By defining a clear order of precedence, the hierarchy ensures that autonomous systems remain stable, predictable, and aligned with safety, operational, and organizational requirements even when different layers of intelligence pursue competing objectives. The table highlights the principle that not all decisions possess equal authority and that conflict resolution must be governed through formally defined priorities rather than ad hoc arbitration.

Table 9.2-A5-2 – Multi-Timescale Decision Coordination and Conflict Resolution Across Hierarchical AI Layers: Decision Priority Hierarchy

Priority Level	Decision Category	Typical Source Layer	Example Conflict Scenario	Resolution Principle
1 (Highest Priority)	Safety and Hazard Mitigation	Local Device / Safety Controller	Equipment overheating during production operation	Immediate protective action overrides all other objectives.
2	Physical and Operational Constraints	Local Device / Local Agent	Autonomous vehicle encounters hazardous road conditions despite cloud-planned route	Local operating conditions constrain allowable actions.
3	Edge-Level Coordination and Resource Management	Edge Coordination Layer	Multiple robots competing for shared resources	Edge-level arbitration balances connected system requirements.
4	Tactical and Regional Optimization	Facility and Regional Operations	Production optimization conflicts with maintenance scheduling	Operational performance is balanced against local constraints.
5	Strategic Optimization	Cloud Intelligence Layer	Enterprise optimization recommends increased throughput despite localized operational limitations	Strategic objectives adapt to lower-level feedback and constraints.

6 (Lowest Priority)	Business Objectives and Organizational Goals	Enterprise Governance Layer	Aggressive production targets conflict with safety or regulatory requirements	Organizational objectives remain subordinate to safety, operational, and regulatory constraints.

Understanding Decision Priority Hierarchies

Table 9.2-A5-2 illustrates one of the most important principles of hierarchical autonomy: autonomous decisions must be prioritized according to their operational significance and associated risk. Although multiple layers of intelligence contribute to system behavior, autonomous operation cannot rely on unrestricted negotiation among decision sources. Instead, the architecture must establish a well-defined hierarchy that determines which decisions take precedence when conflicts arise.

The table demonstrates that conflict resolution is fundamentally a governance mechanism. By establishing predictable priority relationships among decision categories, the system can maintain coherent behavior despite the presence of multiple, independently operating intelligence layers.

Safety as the Highest Priority

At the top of the hierarchy is **Safety and Hazard Mitigation**, which possesses the highest decision authority within the autonomous system. This priority reflects a foundational engineering principle: protection of human life, equipment integrity, environmental safety, and operational security must never be compromised in pursuit of performance objectives.

The representative example of equipment overheating during production illustrates this concept clearly. Even if higher-level systems seek to maximize productivity, safety mechanisms immediately override those objectives when hazardous conditions emerge. Protective actions such as emergency shutdowns, speed reductions, isolation procedures, or evacuation responses are therefore executed regardless of their impact on productivity or operational efficiency.

The table reinforces the principle that safety functions are not participants in optimization discussions; they define the boundaries within which optimization may occur.

Physical and Operational Constraints as Immediate Boundaries

The second priority level consists of **Physical and Operational Constraints**. These constraints derive from the realities of the operating environment and the limitations of physical systems.

For example, an autonomous vehicle may encounter hazardous road conditions that invalidate assumptions used by higher-level route-planning systems. In such cases, local environmental observations take precedence because they represent the most current and accurate representation of operational reality.

This priority level highlights an important characteristic of autonomous systems: decisions must remain grounded in actual operating conditions rather than merely following strategic plans. Physical realities constrain what is possible, regardless of the objectives established at higher levels of the hierarchy.

Edge-Level Coordination and Resource Arbitration

At the intermediate level of the hierarchy lies **Edge-Level Coordination and Resource Management**. Here, conflict resolution focuses on managing interactions among multiple assets, devices, or subsystems that share common resources.

Examples include autonomous robots competing for workspace access, vehicles sharing transportation routes, or industrial machines requiring simultaneous access to limited infrastructure resources. Because these conflicts affect multiple assets simultaneously, resolution cannot be delegated entirely to individual agents.

The table demonstrates that edge-level arbitration mechanisms play a critical role in balancing competing operational needs while maintaining overall system efficiency. These mechanisms ensure that local autonomy remains coordinated with broader operational objectives.

Balancing Operational Performance and Tactical Objectives

The next priority level, **Tactical and Regional Optimization**, focuses on improving operational performance while respecting constraints established by higher-priority categories. Decisions at this level often involve production scheduling, maintenance planning, energy optimization, or workload balancing.

Conflicts frequently arise between competing operational objectives. For instance, maximizing throughput may conflict with maintenance requirements or energy-conservation goals. The table emphasizes that resolution at this level involves balancing performance improvements against technical limitations and operational realities rather than seeking absolute optimization of any single objective.

This level serves as an important bridge between immediate operational control and long-term strategic planning.

Strategic Optimization as a Guiding Function

The **Strategic Optimization** layer focuses on long-term objectives and enterprise-wide improvements. Cloud-based intelligence systems may recommend changes intended to improve productivity, reduce costs, optimize resources, or enhance maintenance outcomes across entire fleets or facilities.

However, the table clearly indicates that strategic optimization remains subordinate to lower-level operational realities. Recommendations generated at this level are valuable only to the extent that they can be implemented safely and effectively within the physical operating environment.

Consequently, strategic objectives are continually refined based on feedback received from local systems, coordinated operations, and real-world performance outcomes. This feedback process prevents strategic plans from becoming disconnected from operational constraints.

Organizational Objectives Within Established Boundaries

At the lowest operational priority level are **Business Objectives and Organizational Goals**. Although these objectives may drive long-term investments, production strategies, and institutional priorities, they remain subject to all higher-level constraints.

The table intentionally positions organizational objectives below safety, operational, and regulatory requirements. This arrangement reflects established engineering and governance practices, which recognize that productivity, profitability, and competitive advantage must not compromise safety, compliance, or system integrity.

As a result, organizational objectives influence autonomous behavior indirectly through policy development and strategic planning rather than through direct intervention in operational decision-making.

Hierarchical Rules as the Basis for Stable Autonomy

A significant contribution of Table 9.2-A5-2 is its articulation of explicit conflict-resolution principles. The hierarchy establishes a structured order of decision precedence:

- Safety overrides all other objectives.
- Physical and operational realities constrain permissible actions.
- Shared-resource coordination resolves subsystem conflicts.
- Tactical optimization operates within established constraints.
- Strategic objectives adapt to lower-level operational feedback.

- Organizational goals are pursued within approved safety, operational, and regulatory boundaries.

These rules provide the foundation for stable autonomous behavior by eliminating ambiguity regarding decision authority during conflict situations.

Overall Significance

Overall, Table 9.2-A5-2 demonstrates that effective hierarchical autonomy depends not only on distributed intelligence but also on disciplined conflict resolution. The decision-priority hierarchy ensures that competing recommendations generated at different timescales and authority levels are reconciled according to clearly defined principles rather than arbitrary selection. By prioritizing safety, respecting physical constraints, coordinating shared resources, and aligning optimization objectives with operational realities, hierarchical AI systems can maintain stable, predictable, and trustworthy behavior across complex and dynamic operating environments. This conflict-resolution framework serves as a critical foundation for safe and effective autonomous operation in large-scale distributed AI systems.

For example, a cloud-based optimization service may determine that increasing production throughput would help achieve facility-wide performance objectives. An edge-level coordination system, however, may detect that several production assets are approaching resource limits and recommend reducing workloads to maintain operational balance. At the same moment, a local controller may identify an emerging fault condition requiring immediate protective action to prevent equipment damage. Each recommendation may be individually rational when viewed from its own perspective, yet the recommendations are not necessarily compatible when considered simultaneously.

Similar situations arise across many autonomous applications:

- An autonomous vehicle fleet-management platform may recommend route optimization to improve overall fleet efficiency, while an individual vehicle detects hazardous local road conditions requiring an immediate deviation from the planned route.
- A cloud-based energy-management system may seek to minimize facility-wide power consumption, while local controllers prioritize maintaining critical process stability.
- A regional robotic coordination platform may redistribute tasks to increase productivity, while individual robots identify local navigation hazards that require temporary operational restrictions.

- Predictive-maintenance systems may recommend continued operation for productivity reasons, while local diagnostics indicate the need for immediate inspection or intervention.

To manage these situations effectively, hierarchical architectures require formal mechanisms for **decision coordination, conflict detection, authority management, arbitration, and policy reconciliation**. The objective is not to eliminate differences among decision layers but to ensure that potentially conflicting actions are resolved in a consistent manner that preserves operational goals while respecting safety, security, and system constraints.

Consequently, hierarchical autonomy typically employs a structured **decision authority hierarchy**, in which decisions are prioritized according to their operational significance and associated risk.

A common prioritization approach includes:

1. **Safety and protection functions take highest priority.** Immediate hazard mitigation, emergency response, and protective actions override all other operational objectives.
2. **Local operational constraints govern device behavior.** Physical limitations, environmental conditions, equipment-health indicators, and validated operating boundaries constrain the range of permissible actions.
3. **Edge-level coordination manages shared resources and subsystem interactions.** Local optimization is balanced against system-wide operational requirements.
4. **Cloud-scale optimization influences long-term objectives and policy development.** Strategic guidance is refined according to operational realities and constraints identified at lower levels.

This structure establishes a **priority-constrained hierarchy of autonomous decision-making**, ensuring that strategic optimization never compromises immediate safety requirements and that long-term objectives remain grounded in real-world operational conditions.

An equally important challenge is preventing **oscillatory or unstable behavior**. Without appropriate coordination mechanisms, higher-level optimization services could repeatedly generate recommendations that conflict with rapidly changing local conditions. Devices might continuously alternate between competing operating modes, resulting in inefficiency, instability, increased wear, or degraded performance.

For example, a cloud optimizer may repeatedly increase production targets to improve throughput, while local systems repeatedly reduce operating rates to remain within thermal or

mechanical limits. If these conflicting objectives are not reconciled through a structured coordination mechanism, the system may oscillate between incompatible states without achieving either objective effectively.

To mitigate these risks, hierarchical AI architectures often incorporate mechanisms such as:

- **Policy-based decision constraints**, which define permissible actions and operating boundaries at each layer.
- **Decision arbitration frameworks**, which resolve conflicts among competing recommendations based on predefined priorities and authority levels.
- **Confidence-weighted decision selection**, in which recommendations are evaluated according to their associated certainty, reliability, and operational risk.
- **Hysteresis mechanisms**, which prevent frequent switching between competing operating states.
- **Rate-limited adaptation**, which constrains the speed at which strategic policies influence local operations.
- **Context-aware decision validation**, which evaluates recommendations against current environmental, operational, and safety conditions.
- **Negotiated coordination protocols**, enabling multiple agents to collaboratively resolve competing objectives.
- **Human-supervisory intervention mechanisms**, allowing operators to review and resolve exceptional conflicts when necessary.

Modern hierarchical AI systems may also use predictive models to anticipate potential conflicts before they occur. By evaluating the likely consequences of proposed decisions across multiple layers, the architecture can identify incompatibilities early and select actions that produce globally beneficial outcomes while respecting local constraints. This proactive approach improves stability, reduces operational friction, and enhances overall system performance.

Ultimately, multi-timescale decision coordination serves as the mechanism through which distributed intelligence becomes coherent autonomous behavior. Local agents provide responsiveness and situational awareness, edge systems contribute coordination and contextual optimization, and cloud platforms deliver strategic guidance and long-term learning. Through structured conflict resolution, authority management, and policy alignment, hierarchical AI architectures can leverage the strengths of each layer without allowing their objectives to compete destructively.

The overarching goal is to ensure that higher-level intelligence enhances lower-level decision-making while preserving the responsiveness, safety, stability, and operational independence required for reliable autonomous operation. In this way, multi-timescale coordination transforms a collection of distributed intelligent components into a unified and adaptive autonomous system capable of operating effectively across complex, dynamic, and large-scale environments.

While Table 9.2-A5-1 identifies the principal decision-making layers, operational responsibilities, and timescales associated with hierarchical AI architectures, understanding how these layers interact requires a broader architectural perspective. In practice, autonomous systems do not operate as isolated collections of independent decision engines. Instead, they function as coordinated decision ecosystems in which information, objectives, policies, and operational feedback continuously flow between layers operating at different temporal horizons. Local controllers respond to rapidly changing conditions, edge-level systems coordinate resources across multiple assets, cloud platforms perform strategic optimization, and governance functions establish long-term organizational objectives and operational boundaries. Figure 9.2-A5-1 illustrates these relationships by presenting the hierarchical structure through which decisions are generated, coordinated, and aligned across multiple timescales.

Figure 9.2-A5-1 presents a conceptual architecture for multi-timescale decision coordination across hierarchical AI layers. The figure illustrates the distribution of decision-making responsibilities among device-level agents, edge-coordination systems, cloud-scale intelligence platforms, and enterprise-governance functions, together with their associated decision horizons. The architecture highlights how policies, constraints, and strategic objectives flow downward through the hierarchy while operational observations, performance information, and system-state feedback flow upward. Through this bidirectional exchange, autonomous systems maintain alignment between immediate operational actions and broader organizational goals while supporting continuous learning, optimization, and adaptation.

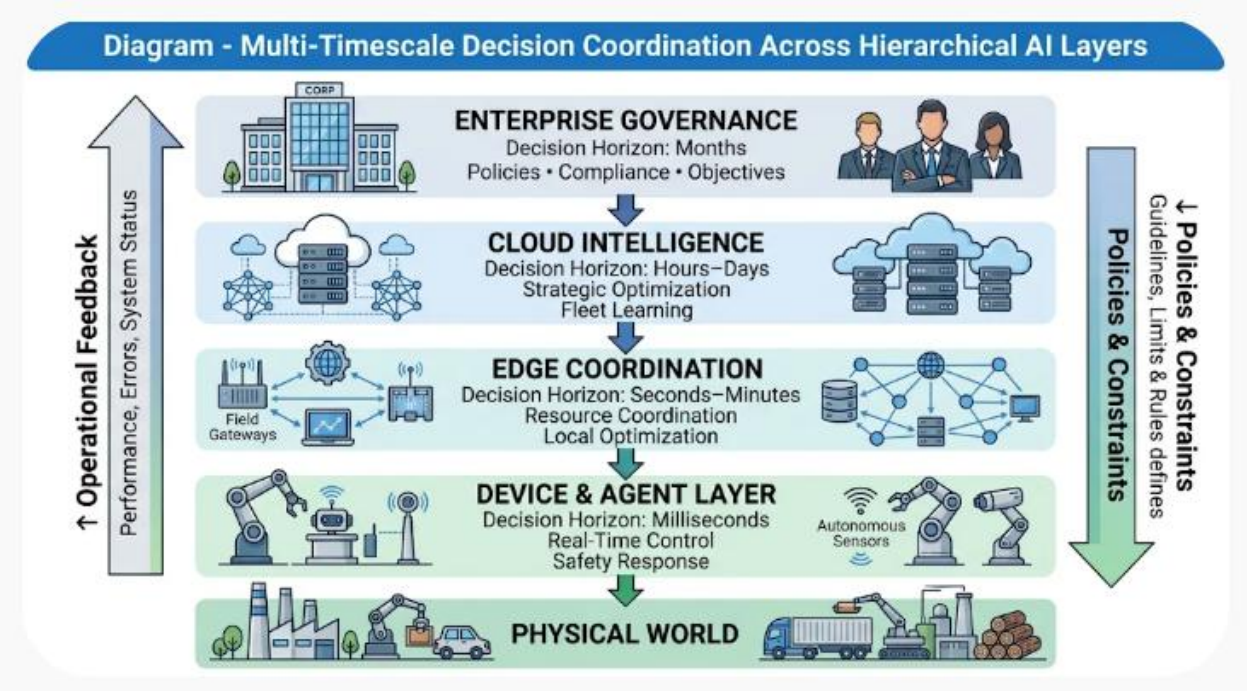

Figure 9.2-A5-1 – Multi-Timescale Decision Coordination Across Hierarchical AI Layers

The figure illustrates the hierarchical distribution of autonomous decision-making across enterprise governance, cloud intelligence, edge coordination, and device-level control layers. Each layer operates over a distinct decision horizon and contributes specialized capabilities ranging from real-time control and safety response to strategic optimization and policy governance. Operational feedback propagates upward through the hierarchy, while policies, constraints, and organizational objectives flow downward, enabling coordinated decision-making across multiple temporal and operational scales.

Legend

Figure Element	***Description***
Enterprise Governance	*Highest-level decision authority responsible for policies, compliance requirements, risk management, and organizational objectives.*
Decision Horizon: Months	*Long-term planning and governance activities that influence overall operational direction and acceptable operating boundaries.*
Cloud Intelligence	*Strategic optimization layer responsible for enterprise analytics, model refinement, planning, and large-scale learning.*

Decision Horizon: Hours-Days	*Long-range optimization and planning activities that influence operational performance across multiple locations or assets.*
Edge Coordination	*Regional coordination and operational optimization layer responsible for managing groups of connected devices and systems.*
Decision Horizon: Seconds-Minutes	*Coordination timescale for resource balancing, workload management, and subsystem interaction.*
Device & Agent Layer	*Embedded AI systems performing real-time perception, inference, control, and local decision-making.*
Decision Horizon: Milliseconds	*Immediate operational responses required for safe and effective interaction with the physical environment.*
Physical World	*Equipment, machines, vehicles, industrial processes, and environmental conditions affected by autonomous decisions.*
Operational Feedback Flow	*Upward flow of performance metrics, operational observations, faults, anomalies, and system-state information.*
Policies & Constraints Flow	*Downward flow of organizational objectives, operational policies, safety constraints, and decision guidelines.*
Vertical Coordination Path	*Decision-alignment pathway connecting strategic planning with real-time execution.*

Understanding Multi-Timescale Decision Coordination

Figure 9.2-A5-1 illustrates one of the defining characteristics of hierarchical AI systems: the ability to coordinate decision-making activities that operate at dramatically different temporal scales while maintaining coherent system behavior. Rather than relying on a single centralized decision mechanism, the architecture distributes intelligence across multiple layers, each optimized for a specific planning horizon, operational scope, and level of abstraction.

The figure demonstrates that effective autonomy emerges not from any individual layer but from the coordinated interaction among all layers. Together, they enable the system to respond rapidly to local conditions while simultaneously pursuing longer-term operational and organizational objectives.

Device-Level Responsiveness and Physical Interaction

At the foundation of the hierarchy lies the **Device & Agent Layer**, which operates at the shortest decision horizon. This layer interacts directly with the physical environment and is responsible for real-time perception, control, and safety responses.

The position of this layer immediately above the Physical World emphasizes that local agents possess the most immediate awareness of changing environmental conditions. Decisions generated at this level must often be executed within milliseconds to maintain stability, safety, and operational continuity. Consequently, responsiveness takes precedence over strategic optimization.

The figure reinforces the principle that real-time control authority remains close to the physical processes being managed.

Edge Coordination as the Operational Integration Layer

The **Edge Coordination Layer** serves as an intermediary between local autonomy and higher-level strategic intelligence. Operating over timescales of seconds to minutes, this layer coordinates activities among multiple devices, assets, or subsystems.

The edge layer occupies a particularly important architectural position because it combines awareness of local operational conditions with visibility across a larger operational domain. This broader perspective enables resource balancing, task coordination, and local optimization while preserving responsiveness to changing conditions.

The figure highlights the role of edge computing as a bridge between fast control loops and slower strategic planning processes.

Strategic Optimization Through Cloud Intelligence

The **Cloud Intelligence Layer** operates at a significantly longer decision horizon, focusing on strategic optimization, enterprise learning, predictive planning, and model refinement. Unlike lower layers, cloud systems typically do not control equipment directly. Instead, they generate recommendations, optimization strategies, and updated models that influence actions performed elsewhere in the hierarchy.

By positioning cloud intelligence above the edge layer, the figure illustrates the progression from operational coordination to strategic decision-making. This relationship reflects a key principle of hierarchical autonomy: broader perspectives support better long-term planning but generally possess less detailed awareness of immediate operating conditions.

Consequently, strategic recommendations must continuously adapt to feedback received from lower layers.

Enterprise Governance and Organizational Alignment

At the top of the hierarchy is **Enterprise Governance**, which establishes organizational objectives, regulatory requirements, risk-management practices, and operational policies. The figure correctly places governance above all technical decision layers, emphasizing that autonomous behavior ultimately remains aligned with human-defined objectives and institutional requirements.

The governance layer provides direction rather than direct operational control. Through policies, compliance requirements, and organizational guidelines, it defines the boundaries within which all lower-level decisions must be made.

This placement reinforces the idea that autonomy operates within a broader framework of accountability and oversight.

Bidirectional Information Flow

One of the most significant features of the figure is the inclusion of **bidirectional information flows**.

The left-hand feedback pathway illustrates how performance information, system-state observations, error conditions, and operational outcomes propagate upward through the hierarchy. This feedback allows higher-level systems to maintain awareness of actual operating conditions and continuously refine strategies, policies, and optimization objectives.

Conversely, the right-hand policy flow illustrates how objectives, constraints, and guidance propagate downward through the hierarchy. These directives provide the framework within which operational decisions are made while ensuring consistency across the autonomous ecosystem.

Together, these flows create a continuous coordination cycle that links strategic planning and operational execution.

Hierarchical Coordination as a Dynamic Process

The figure also reinforces that hierarchical coordination is not a one-time configuration process but an ongoing activity. Decisions generated at one level continuously influence and are influenced by decisions generated elsewhere.

As operating conditions change, feedback modifies optimization objectives. As policies evolve,

operational behaviors adapt. As enterprise priorities shift, strategic recommendations are revised. This continual exchange enables the architecture to remain adaptive without sacrificing coherence or stability.

The figure therefore depicts hierarchical autonomy as a dynamic and continuously evolving decision ecosystem.

Overall Significance

Overall, Figure 9.2-A5-1 illustrates how autonomous systems coordinate decision-making across multiple temporal and organizational scales. The architecture balances real-time responsiveness, operational coordination, strategic optimization, and organizational governance through a structured hierarchy of decision layers connected by continuous feedback and policy flows. By integrating these capabilities into a unified framework, hierarchical AI systems can achieve scalable, adaptive, and reliable autonomous behavior while maintaining alignment with operational requirements, safety constraints, and long-term organizational objectives.

While Figure 9.2-A5-1 illustrates how decision-making responsibilities are distributed across hierarchical AI layers operating at different timescales, an equally important challenge involves determining how potentially conflicting decisions are reconciled once they emerge. In complex autonomous environments, recommendations generated by local controllers, edge-coordination systems, cloud-scale optimization services, and governance policies do not always align perfectly. Safety concerns, operational constraints, resource limitations, and strategic objectives may compete for influence over the same course of action. Consequently, hierarchical AI architectures require formal conflict-resolution mechanisms that establish decision precedence, enforce operational constraints, and maintain system stability. Figure 9.2-A5-2 illustrates a representative decision-arbitration framework through which competing objectives are evaluated and resolved according to established priorities and governance rules.

Figure 9.2-A5-2 presents a conceptual framework for conflict resolution and decision arbitration within hierarchical AI systems. The figure depicts the sequence through which detected decision conflicts are evaluated against progressively higher-priority considerations, including safety requirements, policy compliance, resource-management constraints, and strategic optimization objectives. The framework demonstrates how hierarchical architectures transform potentially competing recommendations into coherent operational actions by applying a structured order of precedence. Through this process, autonomous systems can balance responsiveness, efficiency, stability, and safety while avoiding contradictory or destabilizing behavior.

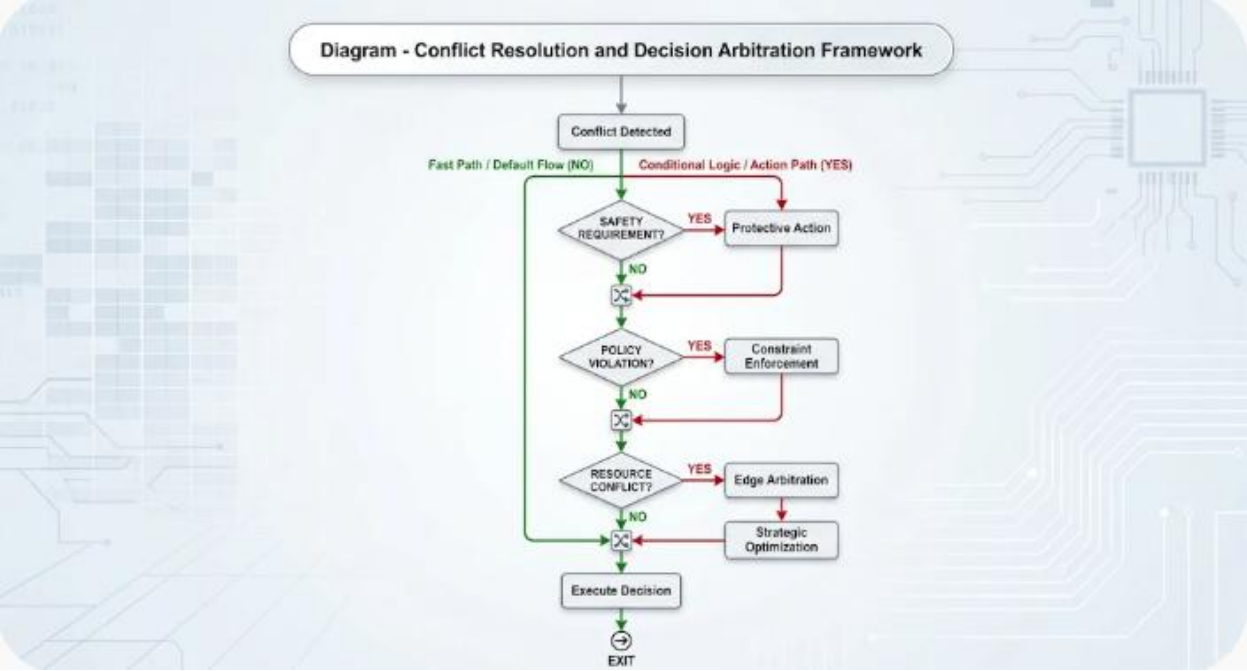

Figure 9.2-A5-2 – Conflict Resolution and Decision Arbitration Framework

The figure illustrates a hierarchical process for evaluating and resolving competing decisions within autonomous systems. When a conflict is detected, recommendations are assessed according to a structured sequence of priorities, including safety requirements, policy compliance, resource coordination needs, and strategic optimization objectives. Intervention mechanisms are applied only when necessary, while unconstrained decisions follow the normal operational pathway. This approach ensures that autonomous behavior remains safe, compliant, stable, and aligned with higher-level objectives without unnecessarily disrupting operational responsiveness.

Legend

Figure Element	***Description***
Conflict Detected	*Entry point indicating the presence of competing recommendations, objectives, or operational actions requiring evaluation.*
Safety Requirement?	*Determines whether the conflict involves safety-related conditions requiring immediate protective intervention.*
Protective Action	*Emergency or hazard-mitigation response that overrides all lower-priority objectives.*

Policy Violation?	*Evaluates whether a proposed action conflicts with established operational rules, governance policies, or approved constraints.*
Constraint Enforcement	*Mechanism that prevents actions violating approved policies or operating limits.*
Resource Conflict?	*Assesses whether multiple agents or subsystems are competing for shared resources or incompatible operational states.*
Edge Arbitration	*Coordination process that balances competing subsystem requirements and allocates resources appropriately.*
Strategic Optimization	*Application of higher-level optimization guidance once safety, policy, and resource considerations have been satisfied.*
Fast Path / Default Flow (No)	*Normal decision pathway followed when no overriding conflict conditions are detected.*
Conditional Logic / Action Path (Yes)	*Intervention pathway activated when conflict-resolution mechanisms are required.*
Execute Decision	*Final authorized action resulting from the arbitration process.*
Exit	*Completion of the decision-resolution cycle.*

Understanding Conflict Resolution in Hierarchical Autonomy

Figure 9.2-A5-2 illustrates how hierarchical AI systems transform potentially conflicting recommendations into a single, executable course of action. Because autonomous systems frequently receive inputs, recommendations, and objectives from multiple layers operating at different timescales, conflicts are inevitable. The figure demonstrates that effective autonomous operation depends not on eliminating these conflicts but on resolving them through a predictable and structured decision process.

Rather than allowing competing objectives to influence system behavior simultaneously, the architecture establishes a sequence of decision checks that progressively evaluate higher-priority concerns before lower-priority optimization objectives are considered.

Conflict Detection as the Entry Point

The process begins with **Conflict Detection**, which represents the identification of incompatible recommendations, competing objectives, or resource-contention situations. Conflict detection may be triggered by disagreements among local controllers, edge-level coordinators, cloud-generated recommendations, or policy constraints.

By explicitly identifying conflicts prior to execution, the architecture creates an opportunity to evaluate their implications and prevent inconsistent actions from propagating into operational behavior.

The figure therefore highlights conflict detection as a necessary prerequisite for coordinated autonomous decision-making.

Safety as the Highest Decision Authority

The first evaluation stage examines whether the conflict involves a **Safety Requirement**. This placement reflects the fundamental principle that safety possesses the highest authority within the decision hierarchy.

If a hazardous condition is identified, the framework immediately invokes a **Protective Action**, bypassing all subsequent optimization stages. Examples may include emergency stopping procedures, automatic shutdowns, collision avoidance maneuvers, or protective operational restrictions.

The figure clearly communicates that safety-related decisions are not negotiated against performance objectives. Safety requirements define the operational boundaries within which all other decisions must occur.

Policy Compliance as a Governance Mechanism

Once safety concerns have been addressed, the framework evaluates whether the proposed action violates established operational policies or governance constraints.

The **Policy Violation** stage represents the role of organizational oversight within hierarchical autonomy. Operational actions that conflict with approved procedures, regulatory requirements, safety envelopes, or business rules trigger **Constraint Enforcement** mechanisms designed to prevent unauthorized or noncompliant behavior.

This stage demonstrates how governance principles are translated into operational decision-making and ensures that autonomous behavior remains aligned with approved organizational objectives.

Resource Arbitration and Operational Coordination

The next decision stage addresses **Resource Conflicts**, a common challenge in distributed autonomous environments.

Resource conflicts occur when multiple agents compete for shared infrastructure, processing capacity, communication channels, physical workspace, transportation routes, or other constrained resources. In these situations, the architecture invokes **Edge Arbitration**, which coordinates competing requests and identifies an acceptable allocation strategy.

This stage reflects the importance of the edge layer as a coordination mechanism capable of balancing the requirements of multiple autonomous entities while maintaining overall system efficiency and stability.

Strategic Optimization as a Conditional Influence

Only after safety, policy, and resource considerations have been addressed does the framework apply **Strategic Optimization** guidance.

This placement is particularly important because it demonstrates that optimization objectives are conditional rather than absolute. Cloud-level intelligence, enterprise planning systems, and long-term optimization processes provide valuable recommendations, but these recommendations cannot override higher-priority operational constraints.

Consequently, strategic objectives serve as guidance mechanisms that improve efficiency and performance without compromising safety, compliance, or operational feasibility.

Balancing Intervention and Responsiveness

One of the most valuable design features illustrated by the figure is the distinction between the **Fast Path** and the **Conditional Intervention Path**.

Most operational decisions do not require extensive arbitration. When no safety concerns, policy violations, or resource conflicts are present, decisions proceed directly toward execution. This approach minimizes unnecessary processing overhead and preserves system responsiveness.

Intervention mechanisms are activated only when conditions justify their involvement, thereby balancing governance and control with operational efficiency.

Executing Coherent Autonomous Decisions

After all necessary evaluations have been completed, the framework proceeds to **Execute**

Decision. At this stage, the selected action has been validated against safety requirements, policy constraints, resource-management considerations, and strategic objectives.

Because the decision has already passed through the arbitration process, execution can occur with confidence that the action is consistent with the broader priorities of the autonomous system.

The figure therefore demonstrates how distributed intelligence can be transformed into coherent operational behavior despite the presence of competing objectives and multiple decision sources.

Overall Significance

Overall, Figure 9.2-A5-2 illustrates the governance and arbitration mechanisms that enable hierarchical AI systems to maintain coherent behavior across multiple timescales and authority levels. By prioritizing safety, enforcing policy constraints, resolving resource conflicts, and incorporating optimization objectives in a structured manner, the framework prevents competing recommendations from producing instability, ambiguity, or unsafe actions. The result is a disciplined decision process that allows distributed autonomous systems to remain responsive, efficient, predictable, and aligned with operational and organizational objectives across complex and dynamic environments.

The discussion of multi-timescale decision coordination and conflict resolution has demonstrated that effective autonomy cannot be achieved through isolated decision mechanisms operating independently at different layers of an architecture. Device-level agents, edge coordination platforms, cloud intelligence services, and enterprise governance functions must continuously balance immediate operational needs, shared-resource constraints, strategic objectives, and organizational requirements. Through structured authority hierarchies, decision arbitration mechanisms, and policy-driven coordination, hierarchical AI systems can reconcile competing objectives while maintaining safety, stability, and operational coherence. However, these capabilities raise a broader question: why is such a complex hierarchical structure necessary in the first place? Why not rely entirely on local intelligence, centralized optimization, or a single autonomous decision layer?

The answer lies in the realities of modern industrial environments, where intelligence must simultaneously support real-time responsiveness, distributed coordination, large-scale optimization, resilience, security, safety, and continuous adaptation. No single layer possesses sufficient visibility, computational capability, or contextual awareness to address all of these requirements effectively. Consequently, industrial autonomy increasingly depends upon hybrid intelligence architectures that combine embedded decision-making, edge-based coordination,

and cloud-scale learning into a unified operational framework. This need leads naturally to the next topic: **why hierarchical AI autonomy has become an essential foundation for hybrid industrial intelligence and the next generation of intelligent cyber-physical systems.**

vii. Why Hierarchical AI Autonomy Is Essential for Hybrid Industrial Intelligence

Hybrid industrial intelligence emerges when embedded devices, intelligent equipment, edge-computing platforms, enterprise systems, human operators, and cloud-scale AI services collaborate to accomplish objectives that exceed the capabilities of any individual component operating in isolation. Modern industrial environments require intelligence that can simultaneously respond to real-time physical events, coordinate distributed assets, adapt to changing operating conditions, incorporate enterprise-wide knowledge, and support long-term organizational objectives. Meeting these requirements demands more than simply connecting devices to networks or deploying AI models at multiple locations. It requires a structured architecture that organizes intelligence, decision authority, learning processes, and operational responsibilities across multiple layers of the system.

Hierarchical AI autonomy provides this architectural foundation. By distributing decision-making according to operational scope, temporal requirements, computational resources, and organizational objectives, hierarchical architectures enable industrial systems to balance local autonomy with global coordination. Device-level agents address immediate physical interactions and safety-critical responses. Edge-level systems provide situational awareness, coordination, and optimization across connected assets. Cloud-based intelligence delivers strategic learning, predictive analysis, and large-scale planning. Governance functions establish organizational policies, regulatory compliance requirements, and operational constraints that guide behavior throughout the hierarchy.

Without such a structure, hybrid AI environments face significant operational challenges. Simply increasing connectivity or computational power does not automatically result in coordinated intelligence. Rather, systems require mechanisms that determine where decisions are made, how information is shared, how conflicts are resolved, and how local actions remain aligned with broader organizational objectives.

Several limitations emerge when hierarchical autonomy is absent:

- **Centralized decision bottlenecks:** Excessive dependence on cloud-based intelligence can introduce latency, increase network dependency, and reduce responsiveness to rapidly changing physical conditions.

- **Insufficient local intelligence:** Devices operating independently may lack the contextual awareness required to identify broader operational patterns, shared risks, or emerging system-wide trends.
- **Fragmented autonomous behavior:** Multiple autonomous agents may optimize local objectives while unintentionally degrading overall system performance.
- **Limited strategic learning:** Individual devices generally lack sufficient historical data, computational resources, and system-wide visibility to support large-scale forecasting and optimization.
- **Unstable policy interactions:** Competing local and global objectives may generate inconsistent or oscillatory behavior when authority boundaries are poorly defined.
- **Reduced resilience:** Systems that rely excessively on centralized services may experience degraded functionality during network disruptions or cloud-service failures.

The preceding discussion has demonstrated that hierarchical AI autonomy is not merely a design preference but a fundamental requirement for organizing intelligence within complex industrial environments. As industrial systems expand in scale, heterogeneity, and operational complexity, no single layer of intelligence can simultaneously provide real-time responsiveness, coordinated control, strategic optimization, organizational governance, and continuous learning. Effective hybrid industrial intelligence therefore depends upon the ability to distribute decision-making authority across multiple architectural layers while maintaining coordination through feedback, synchronization, and policy alignment. Understanding the specific challenges faced by hybrid industrial environments, and the ways hierarchical autonomy addresses those challenges, provides valuable insight into why hierarchical architectures have become a foundational element of modern Industrial AIoT ecosystems. Table 9.2-A6 summarizes these relationships by linking common industrial intelligence challenges with their corresponding limitations in non-hierarchical systems and the capabilities provided by hierarchical AI autonomy.

Table 9.2-A6 presents a structured analysis of the role that hierarchical AI autonomy plays in enabling hybrid industrial intelligence. The table examines major operational and organizational challenges encountered in industrial environments and compares the limitations of systems that lack hierarchical autonomy with the mechanisms used by hierarchical architectures to address those limitations. For each challenge, the table identifies the corresponding hierarchical response and the primary benefit achieved through distributed intelligence, coordinated decision-making, and multi-layer optimization. Collectively, these relationships demonstrate

how hierarchical autonomy transforms isolated intelligent components into a cohesive and scalable industrial intelligence ecosystem.

Table 9.2-A6 – The Role of Hierarchical AI Autonomy in Enabling Hybrid Industrial Intelligence

Industrial intelligence challenge	Limitation without hierarchical autonomy	Hierarchical ai response	Primary benefit
Real-Time Operational Control	Dependence on centralized decision-making introduces latency	Local device-level autonomy and reflex control	Immediate responsiveness
Multi-Asset Coordination	Autonomous components operate independently without awareness of peers	Edge-level coordination and shared situational awareness	Improved collaboration
Enterprise-Wide Optimization	Local systems cannot access system-wide operational context	Cloud-scale analytics and strategic optimization	Global performance improvement
Predictive Maintenance	Limited visibility into long-term equipment behavior	Fleet-level data aggregation and predictive modeling	Improved reliability
Resource Allocation	Competing agents may optimize for local objectives only	Hierarchical resource management and arbitration	Balanced utilization
Operational Resilience	Centralized architectures become vulnerable to communication failures	Distributed decision-making across layers	Fault tolerance and continuity
Policy Consistency	Conflicting local and enterprise objectives may emerge	Governance-driven policy synchronization	Consistent operations
Continuous Learning	Knowledge remains isolated within individual devices	Cross-tier feedback and federated learning	Shared intelligence growth

Scalability	Increasing system size overwhelms centralized architectures	Distributed intelligence and workload allocation	Enterprise scalability
Human Oversight and Governance	Limited visibility into autonomous behavior	Multi-layer governance and decision traceability	Trust and accountability

Understanding the Need for Hierarchical Industrial Intelligence

Table 9.2-A6 illustrates that the value of hierarchical AI autonomy extends well beyond computational efficiency or architectural elegance. Rather, hierarchical autonomy addresses practical limitations that emerge when organizations attempt to deploy intelligence across large-scale industrial environments consisting of interconnected devices, machines, facilities, operators, and enterprise systems. The table reveals that each major challenge faced by hybrid industrial intelligence environments corresponds to a specific capability enabled by hierarchical organization.

A recurring theme throughout the table is that industrial intelligence requires balancing competing requirements. Systems must respond rapidly to local events while maintaining awareness of broader operational objectives. They must optimize local activities without losing sight of enterprise goals and must continue functioning even when communication, infrastructure, or computational resources are constrained. Hierarchical autonomy provides the structural framework that enables these balances to be achieved.

Supporting Real-Time Operational Control

The first challenge identified in the table concerns **real-time operational control**. In industrial environments, many decisions must be made within milliseconds or seconds to maintain safety, stability, and process continuity. Architectures that rely primarily on centralized decision-making can introduce unacceptable delays because decisions must traverse communication networks before actions can be taken.

The hierarchical response places intelligence close to the physical process through local autonomous agents and embedded control systems. By enabling devices to make immediate decisions using local information, hierarchical autonomy preserves responsiveness while reducing dependence on remote infrastructure. The resulting benefit is the ability to maintain safe and effective operation even in rapidly changing environments.

Enabling Coordination Among Distributed Assets

Modern industrial systems rarely operate as isolated devices. Instead, production lines, robotic systems, autonomous vehicles, and industrial assets increasingly function as interconnected ecosystems. The table highlights that independent devices often lack awareness of neighboring assets and broader operational conditions.

Hierarchical autonomy addresses this limitation through **edge-level coordination**, which provides shared situational awareness and synchronized decision-making across groups of assets. This coordination capability improves collaboration among devices and helps prevent local optimization efforts from producing undesirable system-wide outcomes.

Expanding Optimization Beyond Local Perspective

A third challenge involves the limitations of local intelligence when confronted with enterprise-scale objectives. Individual devices generally possess limited visibility into production trends, supply-chain conditions, energy usage patterns, or organizational priorities.

Through cloud-scale analytics and strategic optimization functions, hierarchical architectures extend intelligence beyond local environments. The table demonstrates that this capability enables global performance improvements by incorporating information from multiple facilities, assets, and operational domains.

Importantly, strategic optimization complements local autonomy rather than replacing it, thereby allowing organizations to benefit from enterprise-scale intelligence while preserving operational responsiveness.

Improving Predictive Maintenance and Reliability

The table also emphasizes the role of hierarchical autonomy in supporting **predictive maintenance and reliability management**. Accurate prediction of equipment failures often requires analysis of large historical datasets collected from many devices and operating contexts.

Individual machines typically lack the computational resources and historical visibility required for such analysis. Hierarchical architectures overcome this limitation through fleet-level data aggregation, predictive modeling, and enterprise-scale learning processes. These capabilities improve maintenance planning, reduce unplanned downtime, and enhance overall asset reliability.

Balancing Shared Resources

Resource allocation represents another challenge addressed by hierarchical autonomy. In

distributed environments, multiple devices and subsystems often compete for limited computational resources, network bandwidth, energy supplies, storage capacity, or operational infrastructure.

The table illustrates that hierarchical resource-management mechanisms coordinate competing demands while maintaining fairness, efficiency, and operational stability. Through arbitration and workload coordination, the architecture supports balanced resource utilization across the broader system.

Enhancing Operational Resilience

A particularly important contribution of hierarchical autonomy is its impact on **operational resilience**. Architectures that depend heavily on centralized intelligence can become vulnerable to network interruptions, cloud-service outages, or communication failures.

Hierarchical structures distribute decision-making responsibilities across multiple layers, enabling continued operation during disruptions. Local systems retain essential autonomy, edge platforms maintain regional coordination, and higher-level functions resume participation when connectivity becomes available.

This distribution of intelligence significantly improves fault tolerance and business continuity.

Maintaining Policy Consistency Across the Enterprise

As industrial systems become increasingly autonomous, maintaining consistency between local actions and organizational objectives becomes more challenging. Without structured governance mechanisms, autonomous agents may pursue local objectives that conflict with broader operational strategies.

The table shows that hierarchical autonomy addresses this issue through policy synchronization and governance frameworks that distribute constraints, objectives, and operational rules throughout the architecture. These mechanisms help ensure that decisions made at different layers remain aligned with organizational goals and regulatory requirements.

Supporting Continuous Learning and Scalability

Two additional benefits highlighted by the table are **continuous learning** and **scalability**. Knowledge generated by individual devices becomes significantly more valuable when shared across an enterprise. Hierarchical architectures support this process through cross-tier feedback mechanisms, distributed learning processes, and federated intelligence frameworks.

Similarly, hierarchical organization enables industrial environments to grow without overwhelming centralized computational resources. Workloads can be distributed across device,

edge, and cloud layers according to operational needs, allowing systems to scale efficiently while maintaining performance and responsiveness.

Enabling Human Oversight and Trust

Finally, the table emphasizes that industrial intelligence is not solely a technical challenge. Autonomous systems must remain understandable, auditable, and governable. Hierarchical autonomy supports these requirements through governance functions, decision traceability, policy enforcement, and structured oversight mechanisms.

These capabilities improve trust, accountability, and transparency while ensuring that autonomous behavior remains aligned with human objectives and organizational responsibilities.

Overall Significance

Overall, Table 9.2-A6 demonstrates that hierarchical AI autonomy is the foundational mechanism that enables hybrid industrial intelligence to operate effectively at scale. By addressing limitations associated with centralized control, isolated local intelligence, fragmented behavior, limited optimization capability, and operational fragility, hierarchical architectures provide the structural framework required for modern Industrial AIoT ecosystems. Through distributed intelligence, coordinated decision-making, continuous learning, and multi-layer governance, hierarchical autonomy transforms collections of interconnected devices into adaptive, resilient, and intelligently coordinated industrial systems capable of supporting both immediate operational requirements and long-term organizational objectives.

Hierarchical AI autonomy addresses these limitations by assigning intelligence to the level where it can be most effectively applied. Immediate decisions remain close to the physical process, coordinated decisions occur where subsystem interactions can be observed, and strategic decisions leverage enterprise-scale information and computational resources. This layered approach enables autonomous systems to combine rapid responsiveness, contextual awareness, operational coordination, and long-term optimization within a single integrated framework.

As a result, hybrid industrial intelligence becomes more than the sum of its individual components. Instead, it evolves into a distributed cognitive ecosystem in which autonomous agents at different layers contribute specialized knowledge while remaining aligned through continuous communication, synchronization, governance, and feedback mechanisms.

This capability is particularly important in Industrial AIoT environments where thousands of heterogeneous devices, robots, vehicles, sensors, controllers, and enterprise applications must

simultaneously support real-time physical operations, coordinated production activities, predictive maintenance, energy management, supply-chain optimization, and long-term business objectives.

While Table 9.2-A6 identifies the principal challenges encountered in hybrid industrial intelligence environments and explains how hierarchical AI autonomy addresses those challenges, it does not fully illustrate the relationships among the various intelligence layers that contribute to autonomous operation. In practice, hierarchical autonomy functions as a continuously interacting ecosystem in which operational data, contextual information, learned knowledge, strategic policies, and governance constraints move throughout the architecture in a coordinated manner. The true value of hierarchical autonomy emerges not merely from distributing intelligence across multiple layers but from enabling those layers to collaborate while preserving their specialized responsibilities. Figure 9.2-A6 extends the analysis by presenting a unified architectural perspective that illustrates how local responsiveness, edge coordination, cloud-scale optimization, and enterprise governance collectively enable hybrid industrial intelligence.

Figure 9.2-A6 presents a conceptual view of hierarchical AI autonomy as the foundational architecture supporting hybrid industrial intelligence. The figure illustrates how intelligence is distributed across device-level agents, edge-coordination systems, cloud intelligence platforms, and enterprise-governance functions, while simultaneously highlighting the bidirectional flow of information and decision authority throughout the hierarchy. Operational observations originating in the physical environment are progressively transformed into contextual understanding, organizational knowledge, and strategic intelligence as they move upward through the architecture. Conversely, policies, constraints, optimization objectives, and decisions propagate downward to influence operational behavior. The result is a coordinated intelligence ecosystem capable of simultaneously supporting real-time responsiveness, enterprise-wide optimization, continuous learning, and organizational governance.

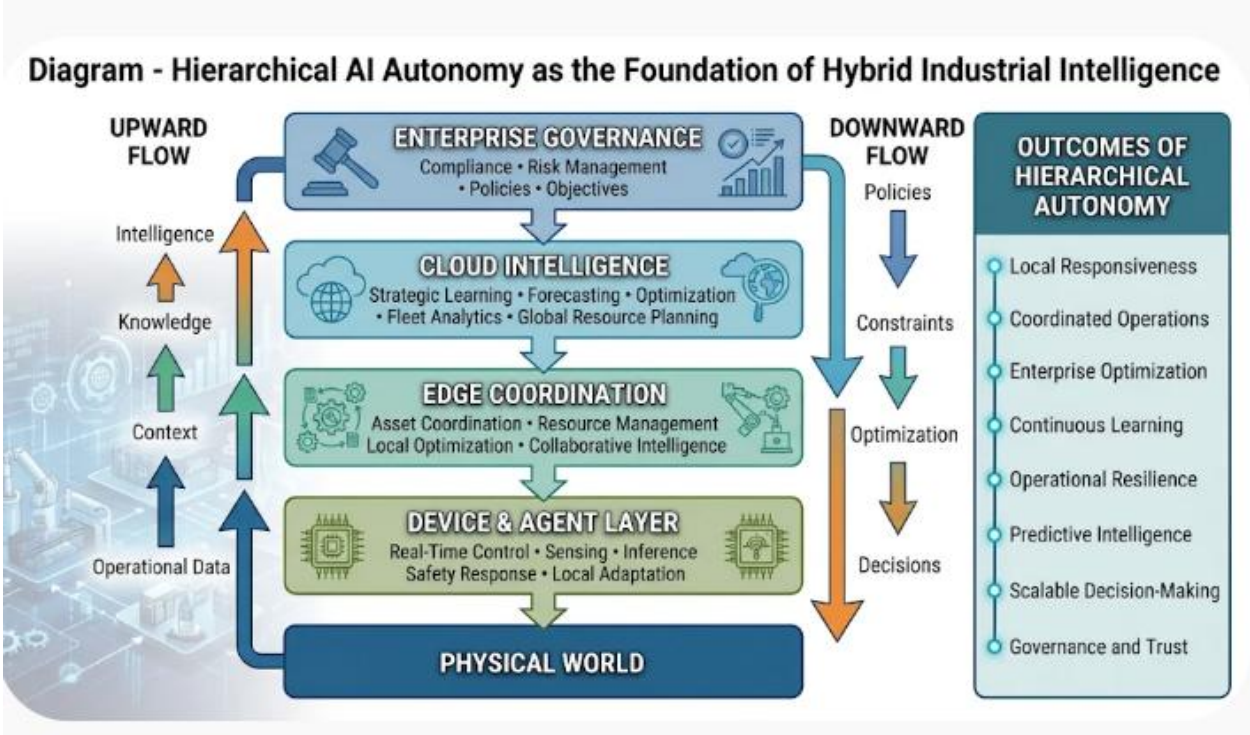

Figure 9.2-A6 – Hierarchical AI Autonomy as the Foundation of Hybrid Industrial Intelligence
The figure illustrates how hierarchical AI architectures integrate device-level autonomy, edge-based coordination, cloud-scale intelligence, and enterprise governance into a unified cognitive framework. Operational data generated within the physical environment flows upward through successive layers of processing, becoming contextual knowledge and strategic intelligence. In parallel, policies, constraints, optimization objectives, and operational guidance flow downward from higher-level decision layers. Together, these bidirectional interactions enable responsive, coordinated, resilient, and continuously learning industrial systems capable of operating across multiple timescales and organizational boundaries.

Legend

Figure Element	***Description***
Physical World	*Industrial assets, machines, robots, vehicles, sensors, production systems, and operational environments that generate observations and receive autonomous actions.*
Device & Agent Layer	*Embedded AI systems responsible for sensing, inference, real-time control, safety responses, and local adaptation.*

Edge Coordination Layer	*Intermediate intelligence layer supporting resource management, asset coordination, local optimization, and collaborative decision-making across connected systems.*
Cloud Intelligence Layer	*Enterprise-scale learning and optimization platform responsible for forecasting, fleet analytics, predictive modeling, and strategic planning.*
Enterprise Governance Layer	*Highest-level authority responsible for compliance, risk management, policies, operational objectives, and organizational governance.*
Upward Flow	*Process through which operational data is progressively transformed into context, knowledge, and enterprise intelligence.*
Operational Data	*Raw observations, telemetry, performance metrics, and event records generated from physical operations.*
Context	*Processed information representing operational state, environmental conditions, and subsystem interactions.*
Knowledge	*Aggregated understanding derived from historical trends, analytics, and learned operational behavior.*
Intelligence	*Strategic insights supporting enterprise optimization, planning, forecasting, and decision-making.*
Downward Flow	*Transmission of governance directives, performance objectives, and operational guidance throughout the hierarchy.*
Policies	*Organizational rules, procedures, and governance requirements.*
Constraints	*Operational, safety, regulatory, and resource limitations governing autonomous behavior.*
Optimization	*Strategic improvements and performance-enhancement objectives generated by higher-level intelligence systems.*
Decisions	*Executable guidance distributed to lower layers for implementation within physical operations.*

Outcomes of Hierarchical Autonomy	*Principal benefits arising from coordinated intelligence across the hierarchy, including resilience, learning, optimization, scalability, and trust.*

Understanding Hybrid Industrial Intelligence

Figure 9.2-A6 illustrates that hybrid industrial intelligence is not created by simply connecting devices, deploying AI models, or adding cloud services to industrial environments. Instead, intelligence emerges through the coordinated interaction of multiple layers, each contributing unique capabilities and perspectives to the overall system. The figure depicts hierarchical autonomy as the organizational structure that transforms distributed computational resources into a coherent industrial intelligence ecosystem.

A key insight conveyed by the figure is that no individual layer possesses sufficient information, authority, or computational capability to support all aspects of autonomous operation. Effective industrial intelligence therefore arises through continuous interaction among layers operating at different scopes and timescales.

From Operational Data to Enterprise Intelligence

One of the most important features of the figure is the **upward flow of intelligence generation**.

The process begins within the **Physical World**, where machines, equipment, vehicles, sensors, and industrial processes generate operational observations. These observations are initially collected and interpreted by the **Device & Agent Layer**, which converts raw sensor inputs into actionable control information.

As information moves upward, the **Edge Coordination Layer** aggregates observations from multiple sources, creating contextual awareness that extends beyond individual devices. The **Cloud Intelligence Layer** further expands this perspective by identifying patterns, trends, and relationships across larger operational domains. Finally, the **Enterprise Governance Layer** incorporates this accumulated knowledge into strategic planning and organizational decision-making.

The progression from operational data to context, knowledge, and intelligence illustrates how enterprise insight emerges from local observations distributed across the environment.

Translating Governance into Operational Behavior

Complementing the upward intelligence flow is the **downward flow of authority and guidance**.

At the highest level, enterprise governance establishes organizational policies, compliance requirements, strategic priorities, and acceptable risk boundaries. These directives are translated into operational constraints, optimization objectives, and actionable decisions as they move downward through the hierarchy.

By the time guidance reaches the device and agent level, high-level goals have been transformed into operationally meaningful actions that can be executed within the physical environment.

The figure therefore demonstrates that hierarchical autonomy supports not only learning but also governance. Enterprise intent becomes operational reality through a structured chain of decision translation.

The Complementary Roles of Each Layer

The figure further emphasizes that each layer contributes specialized value to the architecture.

- The **Device & Agent Layer** provides responsiveness and direct environmental interaction.
- The **Edge Coordination Layer** provides coordination and subsystem optimization.
- The **Cloud Intelligence Layer** contributes large-scale learning and strategic planning.
- The **Enterprise Governance Layer** provides accountability, compliance, and organizational alignment.

None of these layers can replace the others. Rather, the effectiveness of the architecture depends on their combined capabilities and continuous interaction.

Hierarchical Autonomy as a Continuous Feedback System

A second major insight is that hierarchical autonomy operates as a feedback-driven system rather than a static hierarchy.

Information continuously moves upward, generating increasingly sophisticated forms of understanding. Simultaneously, objectives and decisions continuously move downward, influencing physical operations. These two flows create a closed-loop cycle of observation, learning, planning, optimization, and execution.

This continuous feedback process enables the system to adapt to changing conditions while preserving alignment with organizational goals.

Outcomes of Hierarchical Autonomy

The figure explicitly identifies several important outcomes achievable through hierarchical AI autonomy.

Local Responsiveness emerges because decision-making authority exists close to the physical environment.

Coordinated Operations result from edge-level awareness and synchronization among connected assets.

Enterprise Optimization is enabled through cloud-scale learning and strategic planning.

Continuous Learning becomes possible through feedback collected across operational layers.

Operational Resilience arises because intelligence is distributed rather than centralized.

Predictive Intelligence develops through analysis of long-term operational patterns.

Scalable Decision-Making becomes feasible because computational responsibilities are distributed across layers.

Finally, **Governance and Trust** emerge because decision-making remains aligned with organizational policies and oversight mechanisms.

Overall Significance

Overall, Figure 9.2-A6 illustrates why hierarchical AI autonomy serves as the foundational architecture for hybrid industrial intelligence. By integrating local autonomy, regional coordination, enterprise optimization, and governance within a continuously interacting framework, hierarchical architectures enable industrial systems to achieve levels of responsiveness, scalability, resilience, and intelligence that cannot be attained through purely centralized or purely local approaches. The figure demonstrates that hybrid industrial intelligence is fundamentally an emergent property of coordinated multi-layer autonomy, where operational learning and organizational guidance continuously interact to create adaptive, efficient, and trustworthy industrial ecosystems.

Ultimately, hierarchical AI autonomy transforms hybrid edge-cloud infrastructures from collections of interconnected technologies into coordinated networks of intelligent agents operating across multiple levels of authority, timescale, and operational scope. Through this structure, industrial organizations can achieve scalability, resilience, adaptability, and continuous improvement while preserving the local responsiveness required for safe and effective physical-world operation.

With hierarchical autonomy establishing how intelligence, authority, and coordination are distributed throughout the enterprise, the next challenge involves extending these concepts beyond the boundaries of a single facility. Increasingly, industrial organizations operate geographically distributed infrastructures, equipment fleets, logistics systems, energy networks, and production ecosystems whose autonomous components must collaborate across organizational and geographic boundaries while remaining responsive to local operating conditions.

The discussion of **Hierarchical AI Autonomy: Local Reflex Agents and Cloud-Scale Optimization Loops** has established how intelligence, decision authority, learning, and optimization can be distributed across device, edge, cloud, and governance layers to create responsive, scalable, and adaptive industrial systems. Through hierarchical coordination, local agents maintain immediate awareness of physical conditions, edge platforms provide contextual coordination across connected assets, and cloud-scale intelligence supports strategic learning and long-term optimization. However, modern industrial operations increasingly extend beyond the boundaries of a single facility, production line, or organizational unit. Manufacturing enterprises, energy providers, transportation networks, logistics systems, and industrial service organizations often operate geographically distributed environments in which multiple facilities, fleets, and infrastructure assets must function as parts of a larger interconnected ecosystem.

As industrial intelligence expands beyond individual sites, the challenge shifts from coordinating decisions within a hierarchical architecture to coordinating intelligence across multiple autonomous environments. Local facilities must preserve operational independence and responsiveness while simultaneously contributing to enterprise-wide optimization, collaborative learning, resource sharing, and policy alignment. Addressing this challenge requires mechanisms that enable intelligence, decisions, and operational knowledge to move efficiently across facility boundaries without creating excessive dependence on centralized control. This need leads naturally to the concept of **Cross-Facility AI Coordination Through Hybrid Decision Pipelines**, where distributed autonomous systems collaborate through interconnected edge-cloud decision frameworks that balance local autonomy with enterprise-scale intelligence.

d. Cross-Facility AI Coordination Through Hybrid Decision Pipelines

Cross-facility AI coordination is the architectural mechanism that enables hybrid edge–cloud systems to extend intelligent decision-making beyond individual facilities and operate as interconnected cognitive ecosystems across multiple factories, buildings, industrial campuses, autonomous vehicle fleets, energy infrastructures, and geographically distributed operational environments. While hierarchical AI autonomy establishes coordinated intelligence within individual facilities, cross-facility coordination extends this capability across organizational and geographic boundaries, allowing distributed AI agents to exchange operational knowledge, recognize system-wide patterns, coordinate interdependent activities, and optimize collective performance.

In conventional industrial IoT architectures, geographically distributed facilities frequently operate as relatively independent operational domains. Each facility maintains its own sensors, edge infrastructure, control systems, analytical platforms, and locally trained AI models. Although this arrangement supports site-specific automation, it can limit the ability to recognize relationships between facilities, transfer operational knowledge, coordinate shared resources, or respond collectively to conditions that affect multiple locations.

For example, an equipment failure at one manufacturing facility may reveal an emerging degradation pattern that is also developing at other facilities operating similar machinery. Similarly, a transportation disruption in one geographic region may affect production schedules, inventory availability, and logistics operations across several interconnected manufacturing sites. When intelligence remains isolated within individual facilities, these relationships may not be identified early enough to support coordinated responses.

Cross-facility AI coordination addresses this limitation by transforming independent facility-level intelligence into a shared, distributed decision-making architecture. Instead of optimizing each site exclusively according to its local operating conditions, the system evaluates how decisions at one facility influence the performance, resource requirements, and operational priorities of other facilities.

From an explicit AI perspective, this capability is implemented through **hybrid decision pipelines**: multi-stage computational and cognitive workflows that integrate local edge intelligence, facility-level coordination, cloud-scale analytics, and cross-site optimization. These pipelines establish continuous feedback relationships between geographically distributed AI agents and centralized or federated intelligence services.

The architecture can be organized into five interconnected operational stages. The principal stages, functions, and intelligence mechanisms associated with cross-facility AI coordination are

summarized in Table 9.2-A4. This table summarizes the primary stages of cross-facility AI coordination and demonstrates how hybrid decision pipelines transform isolated facility intelligence into a distributed cognitive ecosystem capable of collective learning, coordinated decision-making, and system-level optimization.

As industrial AI systems evolve beyond individual facilities, the challenge of intelligent decision-making extends from coordinating devices and subsystems within a single site to managing interactions among geographically distributed operational environments. Achieving this broader level of coordination requires more than simply connecting facilities through communication networks; it requires structured mechanisms through which local observations can contribute to global intelligence and system-wide insights can be translated into meaningful local actions. Hybrid decision pipelines provide this capability by integrating edge-level intelligence, cloud-based analytics, distributed learning, policy propagation, and coordinated optimization into a unified cognitive framework. Rather than treating each facility as an isolated operational domain, these pipelines establish continuous information exchange, collective learning, and coordinated decision-making across the industrial ecosystem. Table 9.2-A7 summarizes the principal stages, enabling technologies, information flows, and organizational functions that collectively support cross-facility AI coordination within distributed industrial environments.

Table 9.2-A7 presents the primary mechanisms and functional stages that enable cross-facility AI coordination through hybrid decision pipelines in distributed industrial ecosystems**.** The table illustrates how operational information generated within individual facilities is transformed into system-wide intelligence through a structured sequence of semantic abstraction, global analytics, policy propagation, synchronization, and coordinated optimization activities. It also highlights the complementary roles of governance, security, and operational resilience in supporting trustworthy information sharing across geographically separated environments.

The architecture represented in the table reflects a progression from localized intelligence toward collective cognition. Information generated by edge devices, industrial assets, and facility-level coordination systems is aggregated and analyzed within broader organizational contexts, allowing distributed facilities to cooperate as components of a larger intelligent ecosystem. Through this process, individual operational observations contribute to enterprise-wide situational awareness, while global insights are adapted to support facility-specific decision-making and optimization.

Table 9.2-A7 – Cross-Facility AI Coordination Mechanisms and Hybrid Decision-Pipeline Functions in Distributed Industrial Ecosystems

Hybrid Decision-Pipeline Stage	Primary Functions	AI Technologies	Key Inputs	Principal Outputs	Organizational Value
1. Local Decision Streams and Semantic Intelligence Extraction	Feature extraction, anomaly identification, event classification, semantic compression, local inference generation	Embedded AI, TinyML, edge analytics, neural inference models	Sensor data, equipment telemetry, local operational events, facility observations	Feature embeddings, anomaly scores, health indicators, contextual metadata	Reduces communication overhead while preserving diagnostically relevant information
2. Cloud-Level Aggregation and Global Cognitive Intelligence	Cross-site pattern discovery, knowledge integration, system-wide analytics	Transformers, Graph Neural Networks (GNNs), Federated Learning, MARL, Distributed Analytics	Aggregated facility intelligence, model updates, operational metadata	Shared anomaly signatures, global insights, predictive models, optimization strategies	Enables collective learning and global situational awareness
3. Downstream Policy Propagation and Local Adaptation	Distribution of policies, model refinement, recommendation delivery, local validation	Policy engines, model orchestration frameworks, AI-driven adaptation systems	Global optimization outputs, refined models, strategic recommendations	Facility-specific policies, updated AI models, local optimization plans	Converts global intelligence into operational improvements

4. AI-Driven Synchronization and Cross-Facility Coordination	Synchronization, model sharing, policy harmonization, distributed optimization	Federated learning, distributed optimization algorithms, coordination graphs	Model updates, coordination requests, operational constraints	Consistent decision frameworks, coordinated scheduling, synchronized intelligence	Maintains alignment among geographically distributed facilities
5. System-Level Optimization and Ecosystem Intelligence	Enterprise-scale optimization, risk forecasting, resource balancing, resilience planning	Predictive analytics, reinforcement learning, graph optimization, digital twins	Cross-facility operational data, resource status, demand forecasts	Global production strategies, coordinated maintenance schedules, energy optimization plans	Maximizes ecosystem-wide performance rather than local efficiency
Data Governance and Security Layer	Privacy protection, authentication, model verification, policy enforcement	Secure aggregation, differential privacy, cryptographic validation	Model updates, policy changes, coordination transactions	Trusted information exchange and validated intelligence sharing	Supports secure and compliant cross-facility coordination
Facility Autonomy and Recovery Layer	Local authority preservation, offline operation, resynchronization	Autonomous edge intelligence, resilience mechanisms	Local operational conditions, communication availability	Continued operation during disruptions and controlled recovery	Ensures operational continuity and resilience

Table 9.2-A7 demonstrates that cross-facility AI coordination is not a single analytical activity but a multi-stage cognitive process that links local intelligence with global optimization. The

table reveals how geographically distributed facilities participate in a continuous cycle of observation, learning, coordination, adaptation, and improvement. Collectively, these mechanisms transform independent operational sites into an interconnected decision-making ecosystem capable of supporting organizational objectives that extend beyond the capabilities of any individual facility.

One of the most important observations from Table 9.2-A7 is the central role of **local decision streams and semantic intelligence extraction** as the foundation of cross-facility cognition. Although cloud platforms and enterprise-level analytics often receive significant attention, the quality of global intelligence depends fundamentally on the information generated at participating facilities. Edge devices, local AI systems, and facility-level coordination agents serve as the primary sources of operational knowledge. Through semantic processing, these systems convert raw sensor measurements into compact and meaningful representations that preserve analytical value while reducing communication and storage requirements. This process enables large-scale collaboration without requiring continuous transmission of high-volume raw data.

The table further illustrates how **cloud-level aggregation and global cognitive intelligence** function as the analytical core of the distributed ecosystem. At this stage, operational information collected from multiple facilities is integrated into a broader context where cross-site relationships, historical correlations, and emerging trends become visible. Advanced AI technologies such as transformer architectures, graph neural networks, federated learning systems, and multi-agent reinforcement learning models provide the computational foundation for identifying patterns that transcend individual sites. As a result, the system can recognize systemic equipment issues, common degradation mechanisms, region-wide operational risks, and resource-allocation opportunities that would remain invisible within isolated facility environments.

Another notable feature of the table is the presence of **downstream policy propagation and local adaptation**, which highlights an important distinction between global intelligence and local execution. The objective of global optimization is not to impose identical operating behaviors across all facilities. Instead, globally derived insights must be interpreted within the context of individual operational environments. Facilities differ in equipment configurations, environmental conditions, production requirements, resource availability, and regulatory obligations. Accordingly, edge coordination systems evaluate incoming recommendations and selectively incorporate only those policies that are compatible with local conditions. This adaptive process allows organizations to benefit from collective intelligence while preserving local operational flexibility.

The table also emphasizes the critical importance of **AI-driven synchronization and cross-facility coordination mechanisms**. Distributed intelligence systems cannot function effectively if participating facilities operate from inconsistent information or disconnected models. Federated learning, distributed optimization, policy harmonization, coordination graphs, and predictive scheduling mechanisms establish the coherence required for coordinated decision-making across geographic boundaries. These mechanisms enable facilities to participate in shared objectives while maintaining operational independence, thereby balancing system-wide coordination with decentralized autonomy.

A particularly significant insight revealed by Table 9.2-A7 is the transition from **facility-level optimization to ecosystem-level optimization**. Traditional industrial AI implementations typically focus on improving performance within individual facilities. Cross-facility coordination extends this perspective by evaluating the consequences of decisions across interconnected operational environments. Production scheduling, maintenance planning, logistics coordination, energy management, and computational resource allocation are no longer viewed as isolated local activities. Instead, they become components of a larger optimization problem in which organizational performance emerges from the interactions among multiple facilities. This broader perspective enables more efficient utilization of resources and more effective responses to system-wide challenges.

The inclusion of **data governance and security functions** underscores the reality that increased coordination must be balanced with appropriate controls. As intelligence flows among facilities, issues related to confidentiality, cybersecurity, regulatory compliance, model integrity, and information provenance become increasingly important. The table demonstrates that successful cross-facility coordination requires not only sophisticated AI capabilities but also mechanisms that ensure information exchange remains trustworthy, authenticated, auditable, and compliant with organizational policies. These governance functions provide the foundation upon which large-scale distributed intelligence can operate safely and reliably.

Equally important is the **facility autonomy and recovery layer**, which reflects the principle that globally coordinated systems must remain resilient to communication disruptions, cloud-service outages, and temporary synchronization failures. Participating facilities continue to maintain essential local decision-making capabilities even when broader coordination mechanisms become unavailable. This design principle preserves operational continuity while enabling distributed systems to benefit from shared intelligence whenever connectivity and coordination services are available. The combination of local autonomy and global collaboration enhances both resilience and scalability.

The table also reveals a recurring architectural theme throughout hybrid edge-cloud

intelligence: the existence of **bidirectional cognitive feedback loops**. Local observations contribute to global learning, global intelligence informs local adaptation, and synchronization mechanisms ensure that knowledge continuously circulates throughout the system. Consequently, intelligence emerges not from any single computational tier but from the ongoing interaction among facilities, analytical platforms, optimization services, and governance mechanisms.

Ultimately, Table 9.2-A7 demonstrates that cross-facility AI coordination is the mechanism through which geographically distributed operational environments evolve into a collectively intelligent ecosystem. By integrating semantic information extraction, cloud-scale analytics, policy adaptation, synchronization, security, and resilience into a unified decision pipeline, the architecture enables organizations to achieve levels of situational awareness, optimization, and collective learning that cannot be attained through isolated facility-level intelligence alone. The result is a distributed cognitive system capable of coordinating resources, sharing knowledge, anticipating risks, and optimizing performance across entire industrial enterprises.

Table 9.2-A7 identified the primary mechanisms that enable geographically distributed facilities to participate in a shared cognitive ecosystem through hybrid decision pipelines. Although the table categorizes the major stages of information extraction, global intelligence generation, policy adaptation, synchronization, and system-level optimization, the dynamic relationships among these processes are most clearly understood when viewed as components of a continuous intelligence cycle. In operational environments, local facilities do not merely transmit information to centralized systems and await instructions in return. Instead, they participate in an ongoing exchange of observations, learned knowledge, optimization guidance, and coordinated decision-making that evolves continuously as conditions change across the distributed infrastructure. Figure 9.2-A4 illustrates this hybrid decision-pipeline architecture, demonstrating how local edge intelligence, cloud-scale cognitive analytics, global optimization mechanisms, and facility-level adaptation collectively support coordinated intelligence across multiple operational sites.

Figure 9.2-A7 presents a distributed cognitive architecture for cross-facility AI coordination through hybrid decision pipelines. The figure illustrates how multiple facilities contribute localized operational intelligence to a shared cloud-based cognitive environment that supports collective learning, cross-site analytics, enterprise-wide optimization, and coordinated decision-making. Rather than treating facilities as isolated operational entities, the architecture integrates local AI systems, cloud-scale intelligence services, and policy-adaptation mechanisms into a unified ecosystem capable of generating system-level awareness and optimization.

The figure further demonstrates the bidirectional nature of distributed cognition. Upstream

intelligence flows allow local observations, AI inferences, anomaly detections, and operational knowledge to contribute to global learning processes, while downstream intelligence flows distribute refined models, optimization recommendations, and policy guidance back to participating facilities. Through continuous feedback, synchronization, and governance mechanisms, the architecture facilitates collective intelligence while preserving local operational autonomy and facility-specific decision authority.

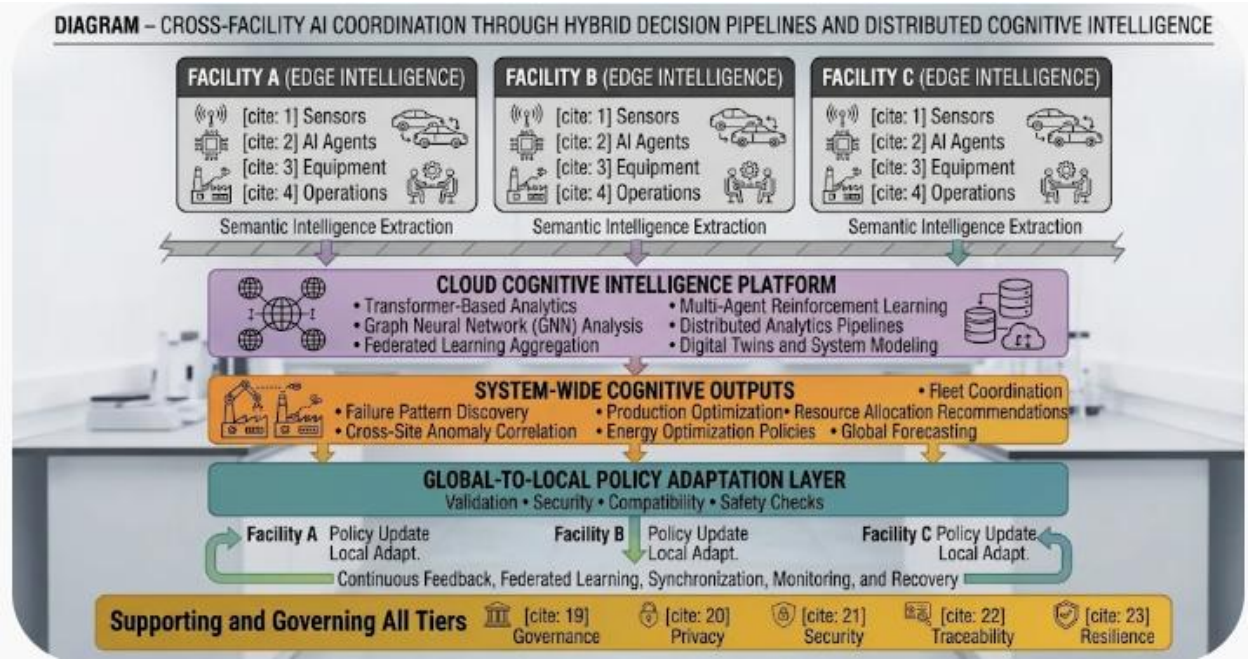

Figure 9.2-A7 – Cross-Facility AI Coordination Through Hybrid Decision Pipelines and Distributed Cognitive Intelligence

The figure illustrates a multi-stage distributed intelligence architecture that enables geographically dispersed facilities to participate in a shared cognitive ecosystem. Edge-intelligence systems at individual facilities perform semantic intelligence extraction and generate compact operational knowledge representations. These representations are aggregated within a cloud cognitive intelligence platform that employs transformer-based analytics, graph neural networks, federated learning, distributed analytics, multi-agent reinforcement learning, and digital-twin modeling to identify system-wide patterns and optimization opportunities. Resulting cognitive outputs are translated into actionable recommendations through a global-to-local policy adaptation layer, where validation, compatibility checks, security controls, and facility-specific constraints are applied. Continuous feedback, synchronization, federated learning, monitoring, and recovery mechanisms ensure that learning and coordination occur across all participating facilities while maintaining governance, privacy, security, traceability, and resilience requirements.

Legend

Figure Element	***Function***
Facility A, B, and C Edge Intelligence Layers	*Represent geographically distributed facilities operating with local sensors, AI agents, equipment, and operational systems.*
Semantic Intelligence Extraction	*Transforms raw operational observations into compact, meaningful representations suitable for cross-facility analytics and coordination.*
Cloud Cognitive Intelligence Platform	*Central analytical environment that aggregates and evaluates information from participating facilities.*
Transformer-Based Analytics	*Identifies temporal patterns, operational dependencies, and long-range relationships across distributed datasets.*
Graph Neural Network Analysis	*Models inter-facility dependencies, resource relationships, and operational connections across distributed environments.*
Federated Learning Aggregation	*Combines model updates from multiple facilities to improve shared AI capabilities without requiring centralized raw-data collection.*
Multi-Agent Reinforcement Learning	*Learns coordinated strategies across multiple facilities and operational agents.*
Distributed Analytics Pipelines	*Support large-scale analysis, forecasting, anomaly correlation, and enterprise-wide optimization.*
Digital Twins and System Modeling	*Provide virtual representations of operational environments for simulation, planning, and optimization.*
System-Wide Cognitive Outputs	*Generate organizational intelligence, including anomaly detection, optimization recommendations, forecasting, and coordination strategies.*
Global-to-Local Policy Adaptation Layer	*Evaluates and customizes global recommendations according to facility-specific operating conditions and constraints.*

Policy Update and Local Adaptation	*Incorporates validated models, thresholds, policies, and recommendations into local operational environments.*
Continuous Feedback and Synchronization	*Supports federated learning, model synchronization, monitoring, recovery, and continuous distributed learning.*
Governance Layer	*Provides organization-wide oversight through policy management, compliance, security, traceability, privacy, and resilience mechanisms.*

Figure 9.2-A7 illustrates how cross-facility AI coordination transforms geographically distributed operational sites into a continuously learning cognitive ecosystem. Rather than operating as isolated automation environments, facilities become collaborative intelligence nodes that contribute observations, learn from collective experience, and adapt their behavior based on system-wide knowledge. The figure demonstrates how distributed cognition emerges through recurring cycles of information abstraction, global analysis, coordinated optimization, and localized adaptation.

One of the most significant features of Figure 9.2-A7 is its depiction of **facilities as active intelligence contributors rather than passive data sources**. Each facility possesses its own sensors, AI agents, equipment, and operational systems capable of generating meaningful local intelligence. Before information is transmitted beyond the local environment, semantic intelligence extraction mechanisms identify relevant features, anomalies, trends, and contextual information. This process illustrates an important principle of modern industrial AI architectures: meaningful knowledge is increasingly generated at the edge rather than solely within centralized analytical environments.

The figure further highlights the importance of **semantic abstraction as a scaling mechanism for distributed intelligence**. Industrial facilities often generate vast quantities of heterogeneous operational data. Transmitting every raw measurement to a centralized analytical platform would create substantial communication and storage burdens while potentially exposing sensitive information. By extracting semantically meaningful representations, facilities can contribute knowledge to the broader ecosystem without unnecessarily increasing communication overhead. This capability enables large-scale coordination while preserving efficiency and supporting data-minimization objectives.

Another important observation is the role of the **cloud cognitive intelligence platform as the collective reasoning layer of the ecosystem**. Unlike facility-level systems, which primarily focus

on local operating conditions, the cloud environment possesses visibility across multiple facilities, regions, equipment populations, and operational domains. Through the integration of transformer architectures, graph neural networks, federated learning systems, multi-agent reinforcement learning frameworks, and digital-twin technologies, the platform can identify relationships and dependencies that extend beyond the observational capabilities of any individual site.

The figure also demonstrates how **organizational intelligence emerges from the combination of complementary AI technologies**. Graph neural networks support relationship discovery and dependency analysis. Transformer models provide temporal and contextual reasoning across large operational datasets. Federated learning supports distributed knowledge sharing. Reinforcement learning contributes coordinated optimization strategies. Together, these technologies create a composite analytical environment capable of recognizing patterns, risks, and opportunities that would otherwise remain fragmented across separate facilities.

Equally important is the **system-wide cognitive outputs layer**, which converts analytical insights into actionable organizational knowledge. The outputs shown in the figure, including anomaly correlations, production optimization recommendations, forecasting insights, energy-management strategies, fleet-coordination directives, and resource-allocation guidance, reflect the transition from local intelligence to enterprise-wide decision support. This layer demonstrates how collective knowledge can be translated into practical operational value.

The figure further emphasizes that **global intelligence alone is insufficient without local adaptation mechanisms**. Operational conditions vary substantially among facilities, and recommendations that are appropriate for one location may be unsuitable for another. The global-to-local policy adaptation layer therefore serves as a critical intermediary that evaluates compatibility, security, safety, validation requirements, and local operational constraints before recommendations are implemented. This architecture preserves a balance between collective optimization and decentralized operational control.

Another notable characteristic is the presence of **continuous feedback, synchronization, and federated learning loops**. The architecture is not presented as a linear process but as a recurring cycle in which local observations drive global learning, global intelligence produces optimized recommendations, and local facilities evaluate and refine those recommendations through operational experience. This feedback process enables the system to continuously improve analytical accuracy, predictive performance, and decision quality over time.

The governance functions positioned across all tiers further reinforce that effective distributed intelligence requires more than computational sophistication. Privacy protection, cybersecurity,

traceability, resilience, and operational governance are foundational requirements for trustworthy cross-facility coordination. Without these mechanisms, large-scale intelligence sharing could introduce unacceptable risks despite its analytical benefits.

From a systems perspective, Figure 9.2-A7 illustrates a fundamental shift from **facility-centric intelligence to ecosystem-centric intelligence**. Optimization is no longer performed solely within organizational silos. Instead, facilities participate in a shared cognitive environment where local decisions are informed by broader operational conditions, and system-wide performance becomes an organizational objective. This enables coordinated responses to supply-chain disruptions, resource shortages, emerging risks, equipment degradation trends, energy-demand fluctuations, and other challenges that transcend individual facilities.

Ultimately, Figure 9.2-A7 demonstrates that cross-facility AI coordination is the mechanism through which distributed industrial environments evolve into interconnected cognitive ecosystems. By integrating semantic intelligence extraction, cloud-based analytics, policy adaptation, distributed learning, governance, and continuous feedback into a unified hybrid decision pipeline, the architecture enables geographically dispersed facilities to learn collectively, coordinate resources intelligently, and optimize operational performance at an enterprise-wide scale while preserving local autonomy and operational resilience.

i. Local Decision Streams and Semantic Intelligence Extraction (Edge-Tier Inputs)

The first stage of cross-facility AI coordination begins at the operational edge, where individual facilities continuously generate and process vast quantities of information originating from industrial equipment, embedded controllers, sensors, autonomous agents, and local AI systems. These information flows form the foundation of hybrid decision pipelines because every higher-level analytical process ultimately depends upon observations collected within the physical environment.

In modern industrial ecosystems, each facility functions as an intelligent node within a larger distributed cognitive architecture. Manufacturing plants, warehouses, energy-generation facilities, transportation hubs, logistics centers, and smart infrastructure deployments continuously observe their operating environments and generate streams of operational intelligence through industrial IoT devices, embedded AI models, supervisory control systems, edge gateways, robotic platforms, and facility-level optimization agents.

These local decision streams capture the unique operational characteristics of each facility, including:

- Machine operating conditions, equipment-health indicators, reliability metrics, and

degradation trends.

- Production throughput, process-control measurements, product-quality observations, and manufacturing performance metrics.
- Environmental conditions, energy consumption profiles, emissions measurements, and infrastructure utilization patterns.
- Occupancy information, building-management activities, workspace utilization, and facility-support operations.
- Autonomous vehicle movements, logistics flows, fleet-utilization patterns, and transportation network conditions.
- Sensor anomalies, operational alerts, maintenance events, and emerging failure conditions.
- AI inference outcomes, confidence estimates, anomaly-detection results, and autonomous decision histories.
- Computational workload statistics, resource utilization measurements, network performance indicators, and edge-system health metrics.

As industrial systems become increasingly connected, the volume of generated information can grow to levels that exceed practical communication, storage, and processing capabilities if transmitted in raw form. A large manufacturing facility may generate millions of sensor readings, equipment events, and AI inference records each day. Multiplying this across multiple facilities creates a data-management challenge that cannot be effectively addressed through simple centralized collection strategies.

Consequently, hybrid decision pipelines rely heavily on **semantic intelligence extraction**, a process through which local edge systems transform raw operational data into structured, meaningful, and analytically useful representations.

The effectiveness of cross-facility AI coordination depends fundamentally on the quality of intelligence generated within individual facilities. Before information can be shared across organizational boundaries, operational observations must first be transformed into representations that are meaningful, scalable, and suitable for higher-level analysis. Simply transmitting raw sensor streams or large volumes of unprocessed telemetry would create substantial communication, storage, and analytical burdens while providing limited additional value for enterprise-wide decision-making. Consequently, modern hybrid decision pipelines rely on semantic intelligence extraction processes that convert raw operational data into structured

knowledge products capable of supporting distributed learning and cross-facility coordination. Table 9.2-A8 summarizes the principal sources of edge-tier operational information, the intelligence-extraction functions applied to those data streams, the resulting semantic representations, and their contributions to enterprise-scale coordination and optimization.

Table 9.2-A8 presents a structured view of how local facilities transform raw operational observations into semantic intelligence products within hybrid decision pipelines. The table identifies major edge-tier information sources, the types of operational data they generate, the AI-driven processing functions applied to those data, the resulting intelligence products, and the ways those products contribute to cross-facility coordination. Collectively, these elements illustrate how edge-tier systems act not only as data collectors but also as distributed intelligence-generation platforms that extract, contextualize, and summarize operational knowledge before it is shared with higher-level analytical systems.

Table 9.2-A8 – Local Decision Streams and Semantic Intelligence Extraction in Hybrid Decision Pipelines

Edge-Tier Information Source	Raw Operational Data	Semantic Intelligence Extraction Functions	Generated Intelligence Products	Value to Cross-Facility Coordination
Equipment Monitoring Systems	Vibration, temperature, pressure, acoustic signals	Feature extraction, anomaly detection, health assessment	Equipment-health indicators, fault probabilities, degradation trends	Fleet-wide maintenance intelligence
Production Systems	Throughput, process variables, quality measurements	Pattern recognition, performance analysis	Production-performance summaries, efficiency metrics	Cross-facility process optimization
Environmental Monitoring Systems	Climate, emissions, energy usage, infrastructure conditions	Trend analysis, event classification	Environmental-state indicators and sustainability metrics	Enterprise-level resource planning

Autonomous Vehicles and Robotics	Position, navigation status, mission telemetry	Behavioral analysis, route assessment	Fleet-utilization metrics and operational patterns	Logistics and fleet optimization
AI Inference Engines	Model outputs, confidence scores, predictions	Confidence estimation, inference summarization	Decision summaries and uncertainty indicators	Distributed intelligence sharing
Sensor Networks	Raw telemetry streams	Data fusion, anomaly detection, contextualization	Contextual operational representations	Improved situational awareness
Facility Management Systems	Occupancy, building conditions, utilization profiles	Pattern extraction and operational analytics	Utilization metrics and activity profiles	Building and infrastructure optimization
Edge Infrastructure	Resource utilization, computation statistics, network telemetry	Runtime analytics and workload characterization	Edge-performance indicators	Resource orchestration and capacity planning

Understanding Semantic Intelligence Extraction at the Edge

Table 9.2-A8 illustrates a fundamental principle of hybrid industrial intelligence: effective cross-facility coordination depends on knowledge extraction rather than simple data transmission. As industrial environments generate increasingly large volumes of operational information, transmitting all raw data to centralized analytics platforms becomes impractical and often unnecessary. Instead, edge-tier systems perform localized analysis that transforms high-volume observations into compact, meaningful, and context-rich intelligence products.

The table demonstrates that semantic intelligence extraction serves as the bridge between physical operations and enterprise-scale learning. By converting raw observations into structured representations, edge systems enable distributed facilities to contribute actionable knowledge while minimizing communication overhead and preserving analytical relevance.

Equipment Monitoring as a Source of Operational Insight

The first category highlighted in the table is **equipment monitoring systems**, which generate large volumes of sensor data related to vibration, temperature, pressure, acoustics, and other equipment-health indicators. In their raw form, these measurements may provide only limited value outside the local operating context.

Through feature extraction, anomaly detection, and health-assessment algorithms, edge systems transform these measurements into equipment-health indicators, fault probabilities, and degradation trends. The resulting intelligence products support fleet-wide maintenance analysis and enable organizations to identify recurring reliability issues across multiple facilities.

This transformation illustrates how semantic intelligence extraction allows local observations to contribute to enterprise-level reliability management.

Converting Production Data into Operational Knowledge

Production systems generate information regarding throughput, process variables, quality measurements, and manufacturing performance. While essential for local operations, these measurements become substantially more valuable when analyzed in aggregate.

Pattern-recognition and performance-analysis processes convert production data into efficiency metrics, production summaries, and process-performance indicators. These semantic representations allow organizations to compare performance across facilities, identify best practices, and support broader process-optimization initiatives.

The table therefore highlights the role of semantic processing in transforming operational measurements into transferable organizational knowledge.

Environmental and Infrastructure Intelligence

Industrial organizations increasingly monitor environmental conditions, energy consumption, emissions, and infrastructure utilization as part of broader sustainability and resource-management initiatives.

The table demonstrates that trend analysis and event-classification techniques enable edge systems to convert raw environmental measurements into meaningful indicators describing facility conditions and resource-consumption patterns. These representations support enterprise-wide energy management, sustainability planning, and infrastructure optimization efforts.

This capability is particularly important in geographically distributed operations where environmental conditions and resource requirements vary significantly across locations.

Extracting Intelligence from Autonomous Assets

Autonomous vehicles, mobile robots, and intelligent transportation systems generate continuous streams of positional information, navigation data, mission telemetry, and utilization metrics. Transmitting all of this information in raw form would impose significant communication burdens while providing limited additional value.

Behavioral analysis and route-assessment algorithms enable edge systems to generate semantic descriptions of fleet activity, utilization trends, and operational performance. These intelligence products support regional logistics optimization and broader fleet-management strategies while reducing unnecessary data movement.

The table therefore illustrates how semantic abstraction contributes to scalable management of autonomous assets.

Enhancing Distributed AI Through Inference Summarization

The inclusion of **AI inference engines** highlights an increasingly important source of operational intelligence. Modern facilities frequently deploy AI systems that continuously generate predictions, classifications, confidence assessments, and anomaly-detection results.

Rather than transmitting every individual inference event, edge systems can summarize model outputs and generate confidence indicators, uncertainty estimates, and decision summaries. These representations provide valuable insight into system behavior while reducing communication requirements.

An important implication of this capability is that cross-facility intelligence can be built not only from operational observations but also from the decisions and predictions generated by local AI systems.

Building Context Through Sensor Fusion

Sensor networks often generate fragmented observations that, when viewed individually, provide only partial understanding of the operational environment. Through data fusion, contextualization, and anomaly-analysis processes, edge systems integrate multiple observations into higher-level representations of operational state.

The resulting contextual operational models improve situational awareness and allow higher-level systems to evaluate facility conditions more effectively. The table demonstrates that semantic intelligence extraction is not simply a process of data reduction but also a process of information enrichment.

Supporting Resource Management and Infrastructure Optimization

The final entries in the table focus on facility-management systems and edge-computing infrastructure. These systems contribute information regarding occupancy patterns, building utilization, computational workloads, communication performance, and resource consumption.

Through operational analytics and runtime-assessment techniques, edge systems generate intelligence products that support workload orchestration, resource planning, infrastructure optimization, and capacity management. These contributions ensure that enterprise-level coordination extends beyond physical production assets to include the digital infrastructure supporting autonomous operation.

Semantic Intelligence as an Enabler of Cross-Facility Learning

A broader theme emerging from Table 9.2-A8 is that semantic intelligence extraction enables facilities to participate in distributed learning without requiring centralized access to all raw data. By generating compact representations that preserve operational meaning, facilities contribute knowledge rather than merely transmitting measurements.

This capability improves scalability, reduces communication costs, preserves data governance requirements, and allows organizations to coordinate intelligence across geographically distributed environments more effectively.

Overall Significance

Overall, Table 9.2-A8 demonstrates that local decision streams are far more than sources of raw operational data. Through semantic intelligence extraction, edge-tier systems transform observations, events, AI inferences, and resource metrics into structured knowledge products that support enterprise-wide learning and decision-making. These intelligence products provide the foundation for cross-facility coordination, distributed analytics, predictive optimization, and collaborative autonomous operation. In this manner, semantic intelligence extraction serves as a critical enabling mechanism that allows individual facilities to function as intelligent contributors within a broader distributed cognitive architecture.

Rather than acting solely as communication intermediaries, edge platforms perform localized intelligence generation by identifying significant events, extracting salient features, detecting anomalies, recognizing operational patterns, and generating higher-level descriptions of observed conditions.

This process can involve a variety of AI and analytics techniques, including:

- Feature extraction and dimensionality reduction.
- Event detection and classification.

- Time-series pattern recognition.
- Equipment-health assessment.
- Predictive anomaly detection.
- Context generation and labeling.
- Probabilistic confidence estimation.
- Local inference summarization.

The resulting semantic representations are considerably more compact than raw sensor streams while preserving information relevant to higher-level analysis. Depending on the application, these representations may include:

- Feature embeddings.
- Statistical summaries.
- Equipment-health scores.
- Anomaly-severity indicators.
- Reliability metrics.
- Trend descriptions.
- Contextual metadata.
- Event classifications.
- Operational state descriptors.
- Confidence and uncertainty measurements.

For example, a manufacturing facility monitoring hundreds of industrial motors may employ embedded neural networks and vibration-analysis models to identify developing mechanical faults. Instead of transmitting every vibration sample collected from each machine, the local edge infrastructure can generate semantic summaries describing abnormal vibration characteristics, estimated degradation severity, affected equipment classes, temporal evolution patterns, and associated confidence levels. These condensed representations preserve diagnostically meaningful information while dramatically reducing communication and storage requirements.

However, semantic abstraction introduces an important tradeoff. While information compression improves efficiency, excessive abstraction can remove subtle temporal relationships, weak anomaly signatures, contextual dependencies, or rare event characteristics that may be required for accurate downstream analysis. A representation that is overly simplified may successfully reduce bandwidth consumption while inadvertently eliminating information necessary for identifying emerging equipment failures or distinguishing among different degradation modes.

As a result, semantic-extraction policies must be designed with awareness of the analytical requirements of downstream intelligence layers. Edge-level abstraction must balance several competing objectives:

- Communication efficiency.
- Storage optimization.
- Computational scalability.
- Analytical fidelity.
- Explainability.
- Model interpretability.
- Diagnostic usefulness.

An equally important aspect of semantic intelligence extraction is the preservation of **data provenance and confidence information**. Global coordination systems must be able to distinguish among:

- Direct measurements obtained from physical sensors.
- Model-generated predictions.
- Derived statistical estimates.
- Correlated operational events.
- Human-generated annotations.
- Aggregated intelligence products.

Confidence estimates, uncertainty assessments, source attribution, and lineage information allow higher-level systems to evaluate the reliability of incoming intelligence and appropriately weigh contributions from different facilities.

Through these mechanisms, local facilities evolve beyond their traditional role as generators of operational data. Instead, they become intelligent knowledge-production nodes capable of transforming raw observations into structured operational intelligence. This edge-tier intelligence serves as the foundation upon which cross-facility learning, enterprise-wide analytics, distributed optimization, and collective autonomous decision-making are built.

While Table 9.2-A8 identifies the principal information sources, semantic-processing functions, and intelligence products associated with edge-tier decision pipelines, the relationships among these components are most easily understood when viewed as an integrated operational workflow. In practice, semantic intelligence extraction is not a single computational step but a multi-stage transformation process through which raw observations generated within individual facilities are progressively converted into structured knowledge suitable for enterprise-wide coordination and analysis. This process enables facilities to contribute meaningful intelligence to larger distributed AI systems while reducing communication overhead and preserving operational context. Figure 9.2-A8 illustrates this progression, showing how local operational data is transformed through edge-tier semantic processing into intelligence products that support cross-facility decision-making, enterprise analytics, and large-scale optimization.

Figure 9.2-A8 presents a conceptual model of semantic intelligence extraction within hybrid decision pipelines. The figure illustrates how diverse operational observations generated by industrial equipment, autonomous systems, sensor networks, building-management platforms, and edge devices are transformed into compact semantic representations through localized AI-driven processing. These representations preserve diagnostically significant information while reducing data volume and enhancing analytical utility. The resulting intelligence products serve as the foundation for cross-facility learning, enterprise optimization, fleet analytics, and strategic decision support within distributed industrial AI ecosystems.

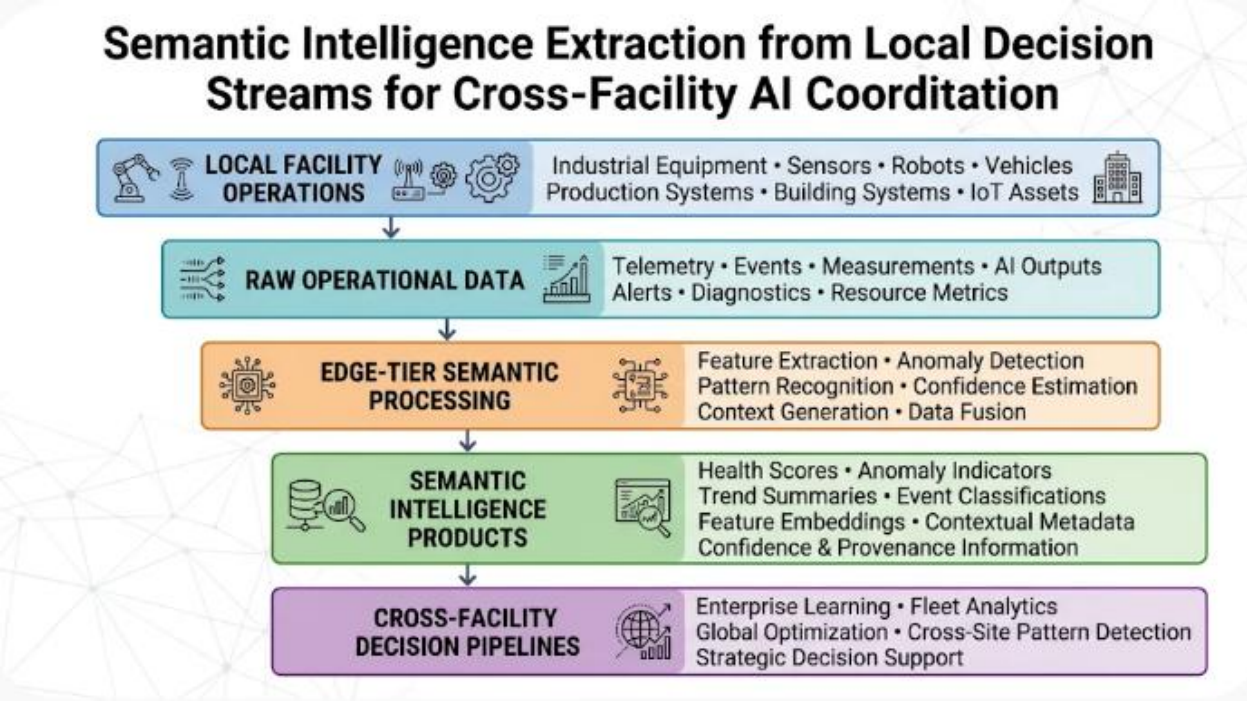

Figure 9.2-A8 – Semantic Intelligence Extraction from Local Decision Streams for Cross-Facility AI Coordination

The figure illustrates how raw operational observations generated within a local facility are transformed into semantic intelligence products through edge-tier processing. Feature extraction, anomaly detection, pattern recognition, confidence estimation, context generation, and data-fusion processes convert large volumes of telemetry, events, and AI outputs into compact knowledge representations. These semantic products are subsequently incorporated into cross-facility decision pipelines that support enterprise learning, fleet analytics, global optimization, pattern discovery, and strategic decision-making.

Legend

Figure Element	***Description***
Local Facility Operations	*Sources of operational information, including industrial equipment, sensors, robots, vehicles, production systems, building systems, and IoT assets.*
Raw Operational Data	*Unprocessed telemetry, measurements, event records, diagnostics, alerts, resource-utilization metrics, and AI-generated outputs.*

Edge-Tier Semantic Processing	*Local intelligence layer responsible for transforming raw observations into meaningful representations through AI-driven analysis and abstraction.*
Feature Extraction	*Identification of informative characteristics within raw data streams.*
Anomaly Detection	*Recognition of unusual conditions, deviations, or early indicators of abnormal behavior.*
Pattern Recognition	*Identification of recurring operational behaviors, trends, and relationships.*
Confidence Estimation	*Quantification of the reliability and certainty associated with observations and model outputs.*
Context Generation	*Addition of operational, environmental, temporal, and situational context to extracted information.*
Data Fusion	*Combination of multiple observations into a unified and more informative representation.*
Semantic Intelligence Products	*Structured representations such as health indicators, anomaly metrics, trend summaries, event classifications, feature embeddings, and contextual metadata.*
Confidence & Provenance Information	*Metadata that identifies information origin, reliability, and derivation pathways.*
Cross-Facility Decision Pipelines	*Higher-level intelligence systems that integrate knowledge from multiple facilities to support enterprise-wide coordination and optimization.*
Enterprise Learning	*Continuous organizational knowledge accumulation and model refinement.*
Fleet Analytics	*Analysis of patterns and behavior across distributed assets and facilities.*

Global Optimization	*Enterprise-scale performance improvement and resource-allocation activities.*
Strategic Decision Support	*Long-term planning and operational decision-making informed by distributed intelligence.*

Understanding Semantic Intelligence Extraction

Figure 9.2-A8 illustrates one of the most important functions within hybrid industrial intelligence architectures: the transformation of high-volume operational observations into structured, actionable knowledge. Rather than transmitting raw streams of industrial data throughout the enterprise, modern edge systems perform localized intelligence extraction that reduces complexity while preserving operational meaning. The figure demonstrates how distributed facilities contribute not merely data, but refined intelligence products suitable for enterprise-wide analysis and coordination.

The architecture highlights the evolution of information as it progresses through successive stages of abstraction. Raw observations are transformed into meaningful knowledge representations that can be shared, compared, aggregated, and analyzed across multiple facilities and operational environments.

From Physical Operations to Digital Observations

At the top of the figure, **Local Facility Operations** represent the physical systems that generate information. These include industrial machines, robotic platforms, autonomous vehicles, manufacturing systems, building-management infrastructure, and IoT devices.

These operational assets continuously observe and interact with the physical environment, producing diverse streams of measurements, events, diagnostics, and decision outputs. Because these observations originate close to the process being monitored, they contain highly detailed information regarding local operating conditions.

However, this richness creates a challenge: the sheer volume and heterogeneity of the generated data can overwhelm communication and storage infrastructures if transmitted without processing.

Raw Operational Data as the Input Layer

The second stage of the figure identifies **Raw Operational Data**, which encompasses telemetry streams, event records, measurements, AI outputs, alerts, diagnostics, and resource metrics.

At this stage, information remains largely unstructured from the perspective of enterprise-level analysis. Although highly detailed, individual measurements often possess limited value in isolation. The challenge is therefore not acquiring data, but transforming it into information that can support broader organizational objectives.

The figure emphasizes that raw data serves as the starting point rather than the final product of industrial intelligence systems.

Edge Processing as the Intelligence-Generation Layer

The central component of the figure is the **Edge-Tier Semantic Processing** layer. This is arguably the most important architectural feature because it transforms facilities from passive data producers into active intelligence-generating entities.

Through feature extraction, anomaly detection, pattern recognition, confidence estimation, context generation, and data-fusion processes, edge systems interpret local observations and identify information that possesses broader operational significance.

The figure therefore portrays the edge not simply as a communication gateway but as a distributed intelligence layer capable of performing localized reasoning and knowledge generation.

Creation of Semantic Intelligence Products

The output of semantic processing is represented by the **Semantic Intelligence Products** layer.

Rather than transferring millions of raw measurements, facilities generate compact and meaningful representations such as:

- Equipment-health scores.
- Anomaly indicators.
- Trend summaries.
- Event classifications.
- Feature embeddings.
- Contextual metadata.
- Confidence measurements.
- Provenance information.

These representations preserve the essential characteristics of operational conditions while significantly reducing communication and analytical complexity. At the same time, they provide richer contextual meaning than isolated raw observations.

The inclusion of provenance and confidence information is particularly significant because it supports explainability, traceability, and trust within larger decision ecosystems.

Cross-Facility Coordination Through Shared Intelligence

The final stage of the figure shows how semantic intelligence products enter **Cross-Facility Decision Pipelines**.

At this point, operational knowledge from multiple facilities can be aggregated and examined collectively. Enterprise learning systems identify emerging trends, fleet-analytics platforms detect patterns spanning multiple locations, and optimization systems generate recommendations based on broader operational experience.

The figure demonstrates that meaningful cross-facility coordination becomes feasible because each facility contributes structured intelligence rather than overwhelming centralized systems with raw data streams.

Balancing Efficiency and Analytical Value

An important architectural lesson conveyed by the figure is the balance between information reduction and information preservation.

The purpose of semantic extraction is not merely to reduce data volume. Rather, it is to preserve those aspects of operational behavior that are most relevant for downstream analysis while eliminating unnecessary redundancy. Effective semantic processing therefore increases analytical value while simultaneously decreasing communication and storage requirements.

This capability is essential for scaling industrial AI systems across large numbers of facilities and geographically distributed environments.

Overall Significance

Overall, Figure 9.2-A8 illustrates how local facilities become intelligent contributors within a distributed industrial knowledge network. Through semantic intelligence extraction, edge-tier systems transform high-volume operational observations into compact, context-rich knowledge representations that can be shared across the enterprise. These intelligence products enable cross-facility learning, enterprise analytics, predictive optimization, and strategic decision support while preserving scalability, efficiency, and operational relevance. The figure therefore demonstrates that semantic intelligence extraction is the foundational process through which

local operational experience becomes enterprise-wide intelligence within hybrid industrial AI architectures.

The discussion of **Local Decision Streams and Semantic Intelligence Extraction** has shown how individual facilities transform raw operational observations into structured intelligence products suitable for enterprise-scale analysis. Through feature extraction, anomaly detection, contextualization, confidence estimation, and semantic abstraction, local edge systems convert high-volume sensor data and operational events into compact representations that preserve meaningful knowledge while reducing communication overhead. However, semantic intelligence generated within individual facilities represents only the first stage of cross-facility coordination. The broader value of these intelligence products emerges when they are aggregated, correlated, and analyzed across multiple facilities, operational environments, and organizational domains. By combining knowledge contributed from geographically distributed locations, higher-level AI systems can identify patterns, relationships, and optimization opportunities that would remain invisible from the perspective of any single site. This progression transforms isolated facility intelligence into collective organizational knowledge and establishes the foundation for **Cloud-Level Aggregation and Global Cognitive Intelligence**, where distributed operational insights are integrated into enterprise-wide learning, strategic optimization, and collaborative decision-making frameworks.

ii. Cloud-Level Aggregation and Global Cognitive Intelligence

While edge-tier semantic processing converts local operational observations into structured intelligence, the full value of hybrid decision pipelines emerges when intelligence generated across multiple facilities is aggregated, correlated, and analyzed at enterprise scale. Individual facilities typically possess only a localized view of equipment behavior, production conditions, environmental influences, and operational decisions. Although such local intelligence supports effective facility-level optimization, many industrial challenges span multiple sites, asset populations, supply-chain networks, energy systems, and organizational boundaries. Addressing these broader challenges requires a higher analytical layer capable of integrating knowledge from geographically distributed operations and transforming it into enterprise-wide situational awareness.

Cloud-level aggregation provides this capability by serving as the cognitive integration layer of the industrial AI ecosystem. Rather than collecting raw operational data from every participating facility, cloud platforms receive semantically enriched intelligence products generated by local edge systems. These products collectively represent the operational experience, equipment behavior, resource utilization patterns, and decision outcomes of an entire industrial network.

At this level, analysis extends beyond individual facilities and focuses on identifying relationships, dependencies, patterns, and emerging trends that cannot be observed from a purely local perspective. Equipment degradation patterns occurring simultaneously across geographically dispersed facilities, recurring production-quality anomalies within common manufacturing processes, regional energy-demand fluctuations, logistics bottlenecks, and supply-chain disruptions may individually appear insignificant within isolated sites yet reveal important enterprise-scale insights when viewed collectively.

Consequently, cloud platforms function as **global cognitive intelligence systems**, integrating information across facilities to create an organizational understanding that exceeds what any single facility can produce independently. Through large-scale data fusion, distributed learning, graph-based reasoning, predictive modeling, and advanced analytics, cloud-level AI systems convert distributed operational intelligence into enterprise knowledge.

This capability supports a wide range of industrial objectives, including:

- Enterprise-wide predictive maintenance.
- Fleet-level reliability analysis.
- Cross-facility performance benchmarking.
- Coordinated production planning.
- Supply-chain optimization.
- Energy-management forecasting.
- Resource-allocation optimization.
- Risk identification and mitigation.
- Strategic decision support.
- Enterprise-level AI model refinement.

Cloud-level aggregation therefore represents a critical transition within hybrid decision pipelines. Local facilities contribute specialized operational knowledge, while cloud intelligence synthesizes those contributions into broader organizational understanding. The resulting cognitive layer enables industrial enterprises to learn collectively, coordinate activities across geographic boundaries, and continuously optimize operations at scales far beyond the capabilities of isolated facilities.

Several complementary AI technologies contribute to the implementation of global cognitive

intelligence.

As semantic intelligence products from individual facilities are propagated through hybrid decision pipelines, the challenge shifts from local knowledge extraction to enterprise-scale knowledge integration. Although edge-tier systems can identify facility-specific anomalies, operational trends, and performance characteristics, many industrial opportunities and risks only become visible when intelligence is examined across large populations of assets, facilities, and operational environments. Cloud-level aggregation addresses this challenge by combining distributed intelligence contributions into a unified analytical framework capable of discovering relationships, dependencies, and patterns that transcend individual site boundaries. Achieving this capability requires multiple complementary AI technologies, each contributing unique strengths to enterprise learning, large-scale reasoning, distributed optimization, and strategic decision support. Table 9.2-A9 summarizes the principal cloud-level aggregation technologies that enable global cognitive intelligence within hybrid industrial ecosystems.

Table 9.2-A9 presents the major AI technologies that support cloud-level aggregation and global cognitive intelligence in hybrid decision pipelines. The table identifies the primary analytical functions performed by each technology, the types of facility-level intelligence they consume, the cross-facility insights they generate, and the benefits they provide to distributed industrial operations. Together, these technologies form the foundation of a cloud-based cognitive layer that transforms localized operational intelligence into enterprise-wide knowledge, enabling organizations to learn collectively, coordinate decisions across geographic boundaries, and optimize performance across complex industrial ecosystems.

Table 9.2-A9 – Cloud-Level Aggregation Technologies for Global Cognitive Intelligence

AI Technology	Primary Function	Inputs from Facilities	Cross-Facility Intelligence Generated	Enterprise Benefits
Transformer-Based Models	Temporal and contextual pattern analysis	Historical events, equipment conditions, production data, environmental observations	Long-horizon forecasts, failure predictions, temporal patterns	Enterprise forecasting and predictive maintenance

Graph Neural Networks (GNNs)	Relationship and dependency modeling	Facility status, resource availability, logistics connections, asset conditions	Dependency analysis, disruption propagation assessment, network intelligence	Supply-chain resilience and resource optimization
Federated Learning	Distributed model refinement	Local model updates and learning parameters	Improved global AI models and shared operational knowledge	Privacy-aware collaborative learning
Multi-Agent Reinforcement Learning (MARL)	Cross-facility policy optimization	Facility-level decisions, performance outcomes, resource utilization	Coordinated optimization policies and cooperative strategies	Enterprise-wide operational optimization
Distributed Analytics Pipelines	Enterprise-scale pattern discovery	Semantic intelligence products, event streams, operational summaries	Cross-site trend analysis, anomaly correlation, benchmarking results	Global situational awareness
Knowledge Aggregation and Fusion Systems	Intelligence integration and contextual reasoning	Semantic summaries, contextual metadata, confidence estimates	Enterprise knowledge graphs and cognitive representations	Enhanced organizational learning
Predictive Intelligence Engines	Forecast generation and risk assessment	Aggregated operational histories and	Risk forecasts, maintenance schedules, demand predictions	Improved strategic planning

		equipment-health indicators		
Decision-Support Systems	Recommendation generation	Enterprise intelligence products and organizational policies	Production plans, resource-allocation recommendations, optimization strategies	Better decision quality

Understanding Global Cognitive Intelligence

Table 9.2-A9 illustrates how cloud-level intelligence extends the capabilities of local and edge-based AI systems by creating an enterprise-wide perspective of industrial operations. Whereas local systems focus primarily on immediate operational conditions and edge systems coordinate activities among nearby assets, cloud-level aggregation technologies examine intelligence generated across entire organizations. This broader perspective enables AI systems to discover relationships, trends, and dependencies that would remain invisible within isolated facilities.

A central theme of the table is that no single analytical technology can provide complete global situational awareness. Instead, cloud-level intelligence emerges through the combined operation of multiple AI techniques, each specializing in different forms of reasoning, learning, prediction, or optimization.

Temporal Intelligence Through Transformer-Based Models

The first technology category, **Transformer-Based Models**, focuses on temporal and contextual analysis of large-scale operational histories. Industrial environments generate extensive sequences of events, measurements, decisions, and environmental observations whose significance often depends on temporal relationships that unfold over long periods.

The table demonstrates that transformer architectures support long-horizon forecasting, equipment-failure prediction, and trend analysis by identifying relationships among observations distributed across multiple facilities and time periods. This capability is particularly valuable for predictive maintenance and strategic planning, where future outcomes depend on patterns accumulated over extended operational histories.

Through these models, cloud intelligence gains the ability to understand not only current system conditions but also how those conditions evolve over time.

Modeling Industrial Dependencies with Graph Neural Networks

Industrial enterprises rarely operate as collections of independent assets. Instead, facilities, machines, transportation systems, suppliers, warehouses, and infrastructure components are interconnected through complex dependency relationships.

The table highlights **Graph Neural Networks (GNNs)** as a mechanism for modeling these interconnected structures. By representing facilities and assets as nodes and operational relationships as edges, GNNs allow cloud intelligence systems to analyze how events occurring at one location may affect conditions elsewhere in the network.

This capability supports supply-chain resilience, resource optimization, and disruption management. Rather than evaluating facilities individually, graph-based intelligence enables enterprises to reason about the behavior of the industrial ecosystem as a whole.

Collective Learning Through Federated Intelligence

The inclusion of **Federated Learning** reflects the growing importance of distributed knowledge generation. Industrial organizations frequently face constraints related to privacy, confidentiality, intellectual property protection, and regulatory compliance that limit the sharing of raw operational data.

The table demonstrates that federated learning provides a mechanism through which facilities can contribute to global model improvement without necessarily centralizing their underlying datasets. Model updates generated locally are aggregated within the cloud and used to produce refined enterprise-wide intelligence models.

This capability enables organizations to benefit from collective operational experience while preserving local control over sensitive information.

Coordinating Enterprise-Wide Optimization Through MARL

Another important category is **Multi-Agent Reinforcement Learning (MARL)**, which addresses the challenge of coordinating multiple autonomous entities pursuing related objectives.

The table shows that MARL systems utilize facility-level decisions, performance outcomes, and resource-utilization information to learn cooperative strategies that improve enterprise-wide performance. Rather than optimizing facilities independently, the cloud layer evaluates the collective consequences of local actions and develops policies that balance local and organizational objectives.

This transition from isolated optimization to collaborative optimization represents a significant advancement in industrial AI coordination.

Enterprise Awareness Through Distributed Analytics

While machine learning models provide predictive and adaptive capabilities, the foundation of cloud intelligence often depends upon **Distributed Analytics Pipelines**. These systems aggregate intelligence products from multiple facilities and perform large-scale analysis of trends, performance metrics, anomalies, and resource utilization patterns.

The table illustrates how distributed analytics contributes directly to enterprise-level situational awareness by supporting anomaly correlation, operational benchmarking, forecasting, and cross-site comparisons. Through these activities, organizations gain visibility into performance characteristics that would otherwise remain fragmented across individual facilities.

This capability is particularly valuable for large organizations operating geographically distributed environments with diverse operational conditions.

Integrating Intelligence Through Knowledge Fusion

The table also identifies **Knowledge Aggregation and Fusion Systems** as a critical component of cloud-level intelligence. Industrial enterprises typically receive intelligence from many different sources, including predictive models, anomaly-detection systems, operational analytics, and human-generated observations.

Knowledge-fusion mechanisms integrate these diverse intelligence products into coherent enterprise representations. The resulting cognitive models improve contextual reasoning, support decision-making, and enable higher-level AI systems to evaluate operational conditions with greater sophistication.

This capability transforms collections of independent analytical outputs into unified organizational knowledge.

Supporting Strategic Planning Through Predictive Intelligence

The categories of **Predictive Intelligence Engines** and **Decision-Support Systems** emphasize the ultimate purpose of global cognitive intelligence: enabling better decisions.

Predictive engines generate forecasts regarding maintenance requirements, resource demand, operational risks, and future system conditions. Decision-support systems transform these forecasts into recommendations that guide production planning, resource allocation, policy refinement, and strategic operations.

Together, these technologies allow industrial organizations to move beyond reactive management and toward anticipatory decision-making informed by enterprise-wide intelligence.

Global Cognitive Intelligence as Collective Learning

A broader insight emerging from Table 9.2-A9 is that cloud-level aggregation transforms distributed facilities into participants in a collective learning system. Individual facilities contribute specialized operational knowledge that is combined with intelligence generated elsewhere. As these contributions accumulate, cloud-level AI systems develop progressively richer representations of organizational behavior, operational dependencies, and strategic opportunities.

This process enables enterprises to benefit from the combined experience of the entire operational ecosystem rather than relying solely on localized observations.

Overall Significance

Overall, Table 9.2-A9 demonstrates that global cognitive intelligence is achieved through the coordinated application of multiple cloud-level AI technologies, each contributing distinct analytical capabilities. Transformer models provide temporal reasoning, graph neural networks support dependency analysis, federated learning enables collaborative model improvement, multi-agent reinforcement learning facilitates coordinated optimization, distributed analytics deliver enterprise awareness, and knowledge-fusion systems integrate diverse intelligence products into unified cognitive representations. Together, these technologies transform distributed operational observations into enterprise-scale knowledge, enabling organizations to achieve collective learning, global situational awareness, predictive decision-making, and coordinated optimization across geographically distributed industrial environments.

Transformer-Based Models for Cross-Facility Temporal and Contextual Analysis

Transformer architectures are particularly effective for analyzing large-scale operational sequences collected from multiple facilities over extended periods. By modeling temporal relationships among equipment behavior, production activity, maintenance history, environmental variables, and operational events, transformer models can identify patterns that evolve over weeks, months, or even years.

These models support:

- Long-horizon forecasting.
- Cross-site anomaly detection.
- Production-demand prediction.
- Equipment-failure forecasting.

- Operational trend analysis.
- Capacity planning.

For example, a transformer-based predictive-maintenance system may discover that specific combinations of production intensity, temperature variation, maintenance history, and vibration characteristics consistently precede equipment failures across multiple manufacturing locations. Such relationships may remain invisible within any single facility but become evident when analyzed across a broader operational context.

Graph Neural Networks for Inter-Facility Relationship Modeling

Many industrial environments consist of interconnected assets whose behavior is influenced by complex dependency structures. Facilities depend on supply-chain networks, transportation systems, shared resources, energy infrastructures, and coordinated production schedules. These interdependencies are naturally represented as graphs.

Graph Neural Networks (GNNs) enable cloud-level AI systems to model these relationships by representing:

- Facilities as nodes.
- Machines and assets as nodes.
- Warehouses, suppliers, and logistics hubs as nodes.
- Material flows, transportation routes, and resource dependencies as edges.
- Operational conditions, resource availability, and equipment health as node attributes.
- Transportation delays, communication constraints, and dependency strengths as edge attributes.

Using this representation, GNNs can identify how disruptions, resource shortages, or operational changes at one location may propagate throughout the broader enterprise.

For example, a delay at a regional distribution center may affect material availability across multiple production facilities. A graph-based model can evaluate these cascading effects and identify alternative production, transportation, or inventory-allocation strategies before disruptions propagate further.

Federated Learning for Distributed Model Improvement

Federated learning enables organizations to improve AI models using operational knowledge

distributed across multiple facilities without necessarily transferring raw datasets to centralized repositories.

In a federated-learning framework:

- Individual facilities train or refine models locally.
- Only selected model updates are transmitted.
- Cloud-level aggregation combines compatible updates.
- A revised global model is generated.
- The improved model is redistributed to participating facilities.

This approach allows organizations to benefit from collective operational experience while respecting data-governance requirements, intellectual-property protections, confidentiality constraints, and regulatory obligations.

Federated learning is not an automatic privacy solution. Depending on implementation details, model updates may still reveal information about local data. Therefore, organizations often supplement federated-learning architectures with:

- Secure aggregation protocols.
- Differential privacy methods.
- Authenticated communications.
- Update verification mechanisms.
- Model-governance controls.

Multi-Agent Reinforcement Learning for Cross-Facility Optimization

Multi-Agent Reinforcement Learning (MARL) provides another important component of global cognitive intelligence by enabling distributed facilities to learn coordinated strategies for achieving shared organizational objectives.

In such architectures:

- Individual facilities are represented as autonomous agents.
- Each agent optimizes local objectives.
- Cloud-level mechanisms evaluate collective outcomes.

- Policy-learning processes identify cooperative strategies.

For example, manufacturing sites may independently manage production rates, inventory levels, maintenance schedules, and energy consumption. A multi-agent learning framework can evaluate how these local decisions influence enterprise-wide production efficiency, resource utilization, and operational resilience.

This enables organizations to move beyond isolated optimization toward globally coordinated decision-making that balances local efficiency with enterprise performance.

Distributed Analytics for Enterprise Intelligence

Large-scale distributed analytics pipelines provide the foundation for integrating semantic intelligence products generated throughout the industrial ecosystem.

These analytics environments support:

- Cross-site anomaly correlation.
- Fleet-wide performance assessment.
- Resource-demand forecasting.
- Operational benchmarking.
- Predictive maintenance coordination.
- Supply-chain optimization.
- Capacity planning.
- Sustainability assessment.
- Enterprise decision support.

By combining operational intelligence from multiple facilities, cloud systems can identify patterns that remain invisible when facilities are analyzed independently.

For example, an isolated facility may observe abnormal vibration within a single machine and classify it as a localized maintenance issue. Cloud-level analytics may reveal that identical vibration signatures are simultaneously emerging across dozens of facilities operating the same equipment model. This broader perspective transforms what appeared to be a local anomaly into evidence of a potentially systemic design, manufacturing, or maintenance problem.

Such capabilities illustrate how cloud-level aggregation supports **collective operational learning and global situational awareness**.

While Table 9.2-A9 identifies the principal AI technologies used to support cloud-level aggregation and global cognitive intelligence, the collective interaction of these technologies is most clearly understood when viewed as an integrated analytical architecture. In practice, enterprise-scale intelligence does not emerge from a single algorithm or analytical model. Rather, it results from a coordinated pipeline in which semantic intelligence products generated across multiple facilities are aggregated, correlated, interpreted, and transformed into broader organizational knowledge. Different AI technologies contribute complementary reasoning capabilities, enabling the cloud layer to identify temporal patterns, model operational dependencies, improve shared models, coordinate distributed optimization, and generate enterprise-wide situational awareness. Figure 9.2-A9 illustrates this transformation process, showing how intelligence flows from participating facilities through cloud-level aggregation mechanisms to produce global cognitive intelligence and enterprise decision support.

Figure 9.2-A9 presents a conceptual architecture for cloud-level aggregation and global cognitive intelligence within hybrid industrial decision pipelines. The figure illustrates how semantically enriched intelligence products generated across multiple facilities are consolidated within a cloud-based analytical environment and processed using complementary AI technologies. Through transformer models, graph neural networks, federated-learning frameworks, multi-agent reinforcement learning systems, distributed analytics pipelines, and knowledge-fusion mechanisms, localized operational intelligence is synthesized into broader enterprise understanding. The resulting global cognitive intelligence supports predictive maintenance, resource optimization, fleet management, risk assessment, strategic planning, and enterprise-wide decision support.

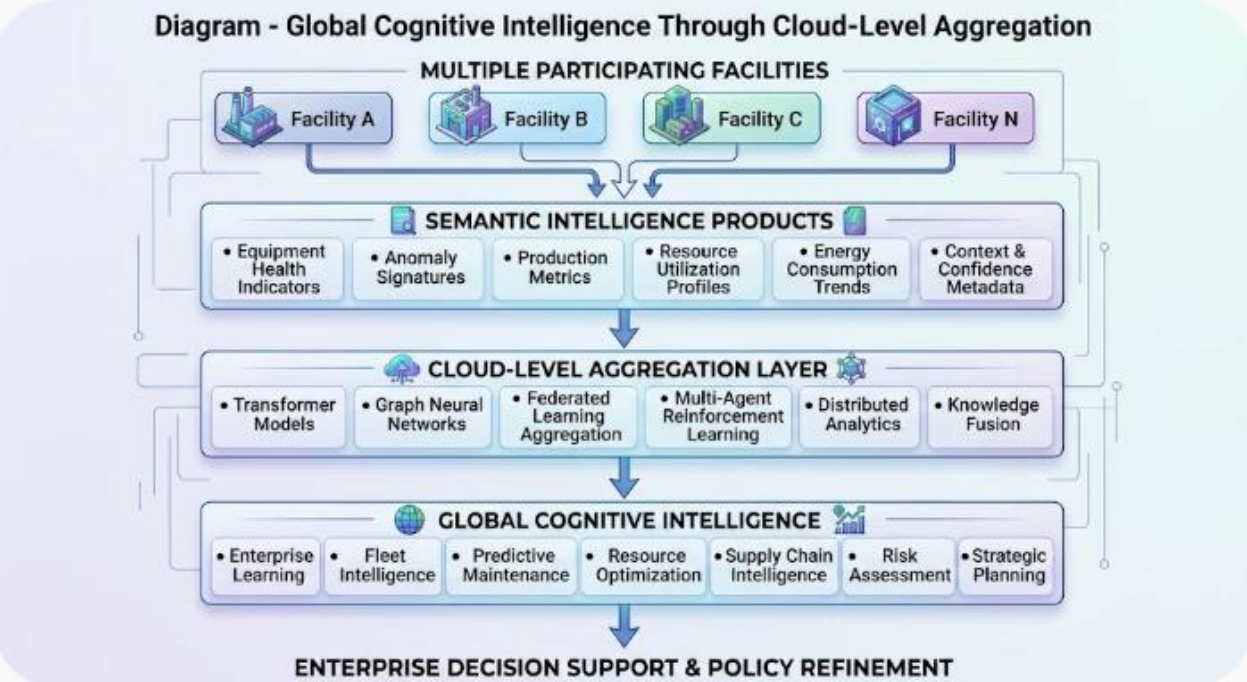

Figure 9.2-A9 – Global Cognitive Intelligence Through Cloud-Level Aggregation

The figure illustrates how semantic intelligence products generated by geographically distributed facilities are aggregated within a cloud-based analytical environment and processed through multiple AI technologies. Transformer models, graph neural networks, federated-learning systems, multi-agent reinforcement-learning frameworks, distributed analytics pipelines, and knowledge-fusion mechanisms collectively transform facility-level operational intelligence into enterprise-scale cognitive understanding. The resulting intelligence supports predictive maintenance, fleet analytics, resource optimization, supply-chain awareness, risk assessment, strategic planning, and continuous enterprise learning.

Legend

Figure Element	***Description***
Multiple Participating Facilities	*Geographically distributed industrial sites, production facilities, infrastructure systems, warehouses, logistics centers, and operational assets contributing intelligence to the cloud environment.*
Facility A, B, C, N	*Representative local facilities generating semantically enriched intelligence products from edge-level operations.*
Semantic Intelligence Products	*Structured operational knowledge generated through local semantic processing and prepared for cloud-level aggregation.*

Equipment Health Indicators	*Summarized assessments of equipment status, reliability, degradation trends, and maintenance conditions.*
Anomaly Signatures	*Characteristic representations of abnormal operational patterns and emerging failure conditions.*
Production Metrics	*Operational-performance measurements related to throughput, quality, efficiency, and utilization.*
Resource Utilization Profiles	*Summaries describing consumption and allocation of materials, energy, equipment, and computational resources.*
Energy Consumption Trends	*Semantically enriched patterns associated with facility energy usage and resource demand.*
Context & Confidence Metadata	*Information describing operational context, data lineage, provenance, confidence levels, and uncertainty estimates.*
Cloud-Level Aggregation Layer	*Centralized cognitive environment responsible for combining distributed intelligence contributions.*
Transformer Models	*AI architectures used for temporal reasoning, long-horizon forecasting, and pattern discovery across facility histories.*
Graph Neural Networks	*Models used to identify dependencies, relationships, and interactions among facilities, assets, resources, and supply chains.*
Federated Learning	*Distributed model-improvement framework enabling collaborative learning across facilities.*
Multi-Agent Reinforcement Learning	*Framework for learning coordinated optimization strategies across multiple autonomous entities.*
Distributed Analytics	*Enterprise-scale analytical processes supporting pattern discovery, benchmarking, forecasting, and performance evaluation.*
Knowledge Fusion	*Integration and contextualization of intelligence from multiple analytical sources.*

Global Cognitive Intelligence	*Enterprise-scale understanding generated through aggregation and analysis of distributed operational knowledge.*
Enterprise Learning	*Organizational accumulation and refinement of operational knowledge over time.*
Fleet Intelligence	*Coordinated understanding of asset populations operating across multiple locations.*
Predictive Maintenance	*Enterprise-level forecasting of equipment-health conditions and maintenance requirements.*
Resource Optimization	*Strategic allocation and utilization of operational resources.*
Supply Chain Intelligence	*Visibility into dependencies, disruptions, and opportunities throughout industrial supply networks.*
Risk Assessment	*Identification and evaluation of operational, technical, and organizational risks.*
Strategic Planning	*Long-term decision support and organizational optimization.*
Enterprise Decision Support & Policy Refinement	*The ultimate outcome of cloud-level aggregation, where global intelligence influences future policies and organizational decisions.*

Understanding Global Cognitive Intelligence

Figure 9.2-A9 illustrates how cloud-level aggregation transforms distributed operational intelligence into enterprise-scale cognitive understanding. While individual facilities possess detailed awareness of their own operating conditions, cloud-level systems provide a broader perspective by integrating intelligence from many facilities simultaneously. The figure demonstrates that global cognitive intelligence emerges not from isolated observations but from the synthesis of diverse knowledge generated throughout the industrial ecosystem.

The architecture highlights the transition from local intelligence generation to organizational learning and strategic decision-making.

Distributed Facilities as Intelligence Contributors

The upper portion of the figure emphasizes that modern industrial organizations consist of multiple participating facilities rather than isolated operational sites. Each facility serves as an intelligent contributor to the enterprise cognitive ecosystem by generating semantically enriched representations of its operational state.

Rather than transmitting large volumes of raw sensor data, facilities provide higher-level intelligence products such as health indicators, anomaly signatures, production metrics, and contextual information. This approach improves scalability while preserving information that is meaningful for enterprise analysis.

The figure therefore reinforces a key principle introduced in the previous subsection: facilities contribute knowledge rather than merely transmitting data.

Semantic Intelligence as the Common Cognitive Interface

A particularly important feature of the figure is the **Semantic Intelligence Products** layer. This layer functions as a common representational framework through which knowledge generated in different operational environments can be aggregated and analyzed collectively.

Equipment-health indicators, anomaly signatures, production metrics, resource-utilization profiles, energy-consumption trends, and contextual metadata provide a standardized vocabulary through which diverse facilities can communicate operational intelligence.

This shared representation allows the cloud layer to compare observations across facilities, correlate events, and identify patterns that transcend local operating conditions.

Cloud Aggregation as Cognitive Integration

At the center of the figure is the **Cloud-Level Aggregation Layer**, which acts as the cognitive integration engine of the enterprise.

Unlike local edge systems that focus primarily on facility-specific conditions, the cloud layer examines intelligence from across the entire operational ecosystem. Multiple AI technologies operate collaboratively within this environment, each contributing unique analytical capabilities.

The figure correctly illustrates that global intelligence is not produced by a single model but rather by an ecosystem of complementary AI methods.

Complementary Roles of Enterprise AI Technologies

The inclusion of multiple AI technologies emphasizes the diversity of reasoning mechanisms

required to build global intelligence.

- **Transformer models** provide temporal reasoning across large operational histories.
- **Graph neural networks** identify interdependencies among facilities, resources, and supply chains.
- **Federated learning** supports collaborative model improvement without requiring centralized raw-data repositories.
- **Multi-agent reinforcement learning** develops coordinated optimization policies across distributed facilities.
- **Distributed analytics** reveals large-scale trends, anomalies, and performance relationships.
- **Knowledge fusion** integrates outputs from multiple analytical sources into coherent enterprise representations.

Together, these technologies form the analytical backbone of the cloud cognitive layer.

Emergence of Enterprise-Scale Intelligence

A major insight conveyed by the figure is that enterprise intelligence emerges from aggregation. Once intelligence products are synthesized and analyzed collectively, the organization gains capabilities that no individual facility could achieve independently.

The **Global Cognitive Intelligence** layer demonstrates this emergence through outcomes such as:

- Enterprise learning
- Fleet intelligence
- Predictive maintenance
- Resource optimization
- Supply-chain intelligence
- Risk assessment
- Strategic planning

These capabilities arise from the combined experience of the entire operational ecosystem rather than from isolated operational observations.

Closing the Organizational Learning Loop

The final stage of the figure, **Enterprise Decision Support and Policy Refinement**, is particularly important because it illustrates that cloud-level intelligence ultimately influences future organizational behavior.

Insights generated through global cognitive intelligence support policy updates, operational improvements, strategic planning initiatives, model refinement activities, and resource-allocation decisions. These changes are subsequently propagated throughout participating facilities, creating a continuous organizational learning cycle.

This process transforms the industrial enterprise into a self-improving cognitive system that continuously adapts based on accumulated operational experience.

Overall Significance

Overall, Figure 9.2-A9 demonstrates how cloud-level aggregation serves as the cognitive center of hybrid industrial intelligence architectures. By integrating semantically enriched knowledge from distributed facilities and applying complementary AI technologies to that knowledge, the cloud layer creates enterprise-scale situational awareness and organizational learning capabilities. The resulting global cognitive intelligence enables predictive maintenance, coordinated optimization, risk management, supply-chain awareness, and strategic planning that would be impossible to achieve through facility-level analysis alone. In this way, cloud-level aggregation transforms distributed operational knowledge into collective enterprise intelligence, creating the foundation for large-scale adaptive and continuously improving industrial ecosystems.

The discussion of **Cloud-Level Aggregation and Global Cognitive Intelligence** has demonstrated how semantically enriched intelligence generated by individual facilities can be transformed into enterprise-wide knowledge, predictive insights, and coordinated optimization strategies. Through technologies such as transformer-based analytics, graph neural networks, federated learning, multi-agent reinforcement learning, and distributed analytics platforms, cloud-level systems create a broader cognitive perspective that extends beyond the operational boundaries of any single facility. However, global intelligence alone does not create operational value. Knowledge, forecasts, optimization strategies, and policy recommendations generated at the cloud level must ultimately influence behavior within the physical environment where decisions are executed and outcomes are realized.

This requirement introduces the next stage of the hybrid decision pipeline: **Downstream Policy Propagation and Local Adaptation**. Once enterprise-scale intelligence has identified emerging

risks, optimization opportunities, operational constraints, or improved decision strategies, those insights must be translated into actionable guidance for regional systems, facility-level coordinators, and local autonomous agents. At the same time, local environments possess unique operational conditions, equipment characteristics, resource constraints, and regulatory requirements that may require adaptation rather than simple policy replication. Effective hybrid industrial intelligence therefore depends not only on aggregating knowledge upward, but also on propagating intelligence downward in a controlled manner that preserves local autonomy while maintaining alignment with enterprise-wide objectives. This bidirectional process enables distributed facilities to benefit from collective organizational learning while retaining the flexibility needed to operate effectively within their own operational contexts.

iii. Downstream Policy Propagation and Local Adaptation

The value of global cognitive intelligence is realized only when enterprise-scale insights influence operational behavior within individual facilities. While cloud-level aggregation transforms distributed observations into predictive knowledge, optimization strategies, and organizational intelligence, these outcomes must ultimately be translated into actions that improve real-world operations. Consequently, hybrid decision pipelines incorporate a **downstream policy propagation layer** that distributes globally generated intelligence to participating facilities while preserving local autonomy and operational flexibility.

This stage completes the cognitive cycle of the hybrid industrial intelligence architecture. Information initially flows upward from local facilities through semantic intelligence extraction and cloud-level aggregation, where it is transformed into enterprise knowledge. The resulting intelligence then flows downward through policy-propagation mechanisms that enable facilities to benefit from collective organizational learning. Through this process, local sites gain access to capabilities that would be impossible to generate from their own observations alone, including enterprise-scale forecasting, cross-facility benchmarking, coordinated optimization, predictive maintenance intelligence, and system-wide situational awareness.

Downstream propagation may distribute a wide variety of intelligence products, including:

- Updated AI models, neural-network weights, and inference parameters.
- Refined anomaly-detection thresholds and diagnostic signatures.
- Equipment-health profiles derived from fleet-wide observations.
- Enterprise optimization objectives and decision policies.
- Predictive maintenance recommendations.

- Resource-allocation directives and scheduling guidance.
- Production-planning adjustments.
- Supply-chain coordination recommendations.
- Regional energy-management strategies.
- Contextual forecasting models.
- Emerging anomaly alerts identified across multiple facilities.
- Operational best practices learned from peer organizations or facilities.

However, a fundamental design principle of hybrid industrial intelligence is that **global recommendations are not equivalent to mandatory operational commands**. Facilities differ substantially in equipment configurations, production objectives, workforce availability, environmental conditions, regulatory obligations, risk tolerances, communication resources, and computational capabilities. Consequently, a policy that is optimal at the enterprise level may not be immediately applicable within every operational environment.

This challenge necessitates an **AI-driven global-to-local adaptation process**.

Rather than simply deploying enterprise-generated policies unchanged, local edge agents evaluate incoming recommendations against current conditions, operational priorities, resource constraints, safety requirements, and regulatory obligations. During this process, facilities determine whether global recommendations are applicable, how they are modified, and whether implementation occurs immediately, gradually, or not at all.

The adaptation process commonly includes:

- Contextual compatibility assessment.
- Resource availability evaluation.
- Safety and operational validation.
- Local policy reconciliation.
- Performance-impact prediction.
- Configuration management.
- Deployment scheduling.
- Runtime monitoring and verification.

Cloud-level aggregation and global cognitive intelligence generate substantial value only when enterprise-scale insights can be translated into meaningful operational improvements within individual facilities. Achieving this objective requires more than simply distributing updated models or optimization recommendations. Facilities operate under diverse conditions that include unique equipment configurations, production requirements, environmental influences, regulatory obligations, workforce constraints, and resource limitations. Consequently, globally generated intelligence must be evaluated, adapted, validated, and integrated into local decision-making processes before it can influence operational behavior. Hybrid decision pipelines address this challenge through downstream policy-propagation mechanisms that distribute enterprise intelligence while preserving local autonomy and contextual decision-making. Table 9.2-A10 summarizes the principal forms of enterprise intelligence distributed through these pipelines, the adaptation activities performed at the facility level, and the operational benefits that result from successful global-to-local policy integration.

Table 9.2-A10 presents the mechanisms through which cloud-generated intelligence is propagated throughout hybrid industrial ecosystems and adapted for use within individual facilities. The table identifies representative outputs produced by enterprise-level intelligence systems, the cloud services responsible for generating those outputs, the local adaptation processes required prior to deployment, and the resulting operational outcomes. Together, these elements illustrate how hybrid decision pipelines transform globally generated knowledge into context-sensitive local actions while preserving safety, operational integrity, and facility-level autonomy. The table further demonstrates that downstream propagation is not merely a communication function but an intelligent adaptation process that bridges enterprise optimization and local execution.

Table 9.2-A10 – Downstream Policy Propagation and Local Adaptation Mechanisms in Hybrid Decision Pipelines

Global Intelligence Output	Cloud-Level Source	Local Adaptation Activities	Facility-Level Outcome	Primary Benefit
Updated AI Models	Enterprise learning systems	Compatibility evaluation, validation, staged deployment	Refined local inference capability	Improved decision accuracy

Equipment Health Profiles	Cross-facility maintenance analytics	Asset-specific calibration and threshold adjustment	Enhanced predictive maintenance	Reduced downtime
Anomaly Detection Policies	Fleet-wide anomaly analysis	Context-aware threshold adaptation	Improved anomaly detection	Earlier fault identification
Production Optimization Recommendations	Enterprise optimization engines	Resource and capacity assessment	Adjusted production scheduling	Increased operational efficiency
Resource Allocation Strategies	Enterprise planning systems	Local priority reconciliation	Optimized resource utilization	Better asset performance
Energy Management Policies	Regional energy analytics	Facility-specific environmental adaptation	Optimized energy consumption	Reduced operational costs
Logistics Coordination Directives	Supply-chain intelligence systems	Routing and infrastructure assessment	Improved transportation decisions	Enhanced logistics efficiency
Forecasting Models	Global predictive intelligence	Operational-context adjustment	More accurate local forecasting	Improved planning performance
Risk Assessments	Enterprise risk-analysis frameworks	Site-specific hazard evaluation	Local risk mitigation actions	Improved resilience
Emerging Operational Alerts	Cross-site anomaly-correlation systems	Regional validation and prioritization	Faster response to systemic issues	Better situational awareness

Understanding Downstream Intelligence Propagation

Table 9.2-A10 illustrates the final stage of the hybrid decision pipeline, where enterprise-scale intelligence is transformed into operational improvements at the facility level. While previous stages focused on extracting knowledge from local operations and aggregating that knowledge into global cognitive intelligence, this stage emphasizes the reverse flow of information. Intelligence generated at higher architectural layers is returned to participating facilities where it can influence operational behavior, resource allocation, predictive maintenance activities, and autonomous decision-making.

The table highlights an important principle of distributed industrial intelligence: global optimization creates value only when its outputs can be effectively adapted to local operating environments.

Transforming Enterprise Learning into Improved Local Intelligence

One of the most direct forms of downstream propagation involves the distribution of **updated AI models** generated through enterprise learning processes.

Cloud-level intelligence systems continuously refine predictive models using observations collected across multiple facilities. However, these updated models are not immediately deployed into production systems. Instead, facilities perform compatibility evaluation, validation testing, and staged deployment procedures before adoption.

This adaptation process ensures that model improvements contribute positively to local performance while preserving existing operational stability. The resulting benefit is enhanced inference capability and improved decision accuracy without compromising local reliability.

Enterprise Maintenance Intelligence and Asset Health Management

The table shows that enterprise maintenance analytics can generate **equipment-health profiles** that extend beyond the experience of any single facility.

By analyzing degradation patterns observed across entire fleets of equipment, cloud intelligence systems can identify common failure mechanisms and emerging reliability concerns. Local facilities then adapt these profiles to the characteristics of their own assets by calibrating thresholds, refining maintenance policies, and adjusting monitoring strategies.

This process improves predictive-maintenance effectiveness and reduces unplanned downtime through the application of fleet-wide operational knowledge.

Adapting Enterprise Anomaly Intelligence to Local Conditions

Another important category consists of **anomaly-detection policies** derived from cross-facility analytics.

An anomaly pattern observed consistently across multiple facilities may indicate previously unknown failure modes or operational risks. However, facilities often operate under different environmental conditions and performance baselines. Consequently, anomaly thresholds must be adjusted to local operational contexts before deployment.

The table illustrates how context-aware adaptation improves fault identification while minimizing false-positive detections and unnecessary operational disruptions.

Balancing Global Optimization with Local Production Requirements

The propagation of **production optimization recommendations** demonstrates the relationship between enterprise objectives and facility-level execution.

Enterprise optimization engines may identify opportunities to improve throughput, inventory balance, or resource utilization across the organization. However, facilities possess their own capacity limits, workforce constraints, equipment availability considerations, and production schedules.

Local adaptation therefore acts as a filtering and reconciliation mechanism that aligns enterprise objectives with practical operating conditions. This process ensures that optimization efforts remain achievable and compatible with site-specific requirements.

Coordinating Resource Utilization Across the Enterprise

The table also highlights the dissemination of **resource-allocation strategies** generated through enterprise planning systems.

Because industrial resources are often shared across facilities and business units, globally informed allocation strategies can significantly improve efficiency. At the same time, local priorities and operational realities must remain part of decision-making processes.

Resource reconciliation activities allow facilities to incorporate strategic guidance without sacrificing their ability to respond to immediate operational needs. This balance between enterprise coordination and local flexibility is a defining characteristic of hybrid industrial intelligence.

Supporting Energy and Sustainability Objectives

The propagation of **energy-management policies** reflects the growing role of AI-driven

sustainability initiatives.

Regional energy analytics may identify opportunities to shift loads, reduce consumption, optimize storage utilization, or participate in demand-response programs. Local systems evaluate these recommendations against facility-specific operating conditions and environmental requirements before implementation.

The resulting adaptive energy strategies enable organizations to pursue enterprise sustainability goals while maintaining local operational effectiveness.

Improving Decision Quality Through Forecasting and Risk Intelligence

Forecasting models and risk assessments represent another important category of downstream intelligence.

Enterprise forecasting systems utilize information gathered from multiple facilities to generate more robust predictions regarding demand patterns, maintenance requirements, operational disruptions, and resource availability. Local systems then adjust these forecasts according to contextual conditions and operational priorities.

Similarly, enterprise risk-analysis frameworks identify emerging threats and vulnerabilities that may not be apparent from local observations alone. Site-specific evaluation allows facilities to determine how these risks affect their own operations and what mitigation strategies are appropriate.

Emerging Alerts and Collective Situational Awareness

A particularly significant capability reflected in the table is the propagation of **emerging operational alerts** derived from cross-facility correlation analysis.

An anomaly that appears insignificant within one facility may become highly significant if identical patterns emerge across many locations. By sharing this intelligence throughout the organization, facilities gain visibility into developing conditions before local evidence alone would justify intervention.

This capability transforms downstream propagation into a mechanism for enterprise-wide situational awareness and collective operational learning.

Adaptation as a Governance Process

Beyond its technical function, the table demonstrates that local adaptation serves an important governance role. Incoming intelligence products are not automatically accepted simply because they originate from enterprise systems. Instead, they undergo evaluation, validation,

reconciliation, and approval processes before implementation.

This step preserves local operational integrity, maintains compliance with safety and regulatory requirements, and prevents globally generated recommendations from producing unintended local consequences.

The adaptation layer therefore functions as a protective boundary between enterprise optimization and operational execution.

Overall Significance

Overall, Table 9.2-A10 demonstrates that downstream policy propagation is the mechanism through which enterprise intelligence becomes operationally actionable. Cloud-generated models, forecasts, optimization strategies, maintenance recommendations, and risk assessments provide valuable guidance, but their ultimate effectiveness depends on local adaptation processes that reconcile global objectives with facility-specific realities. Through compatibility assessment, contextual adjustment, safety validation, and controlled deployment, hybrid decision pipelines enable facilities to benefit from collective organizational learning while preserving operational autonomy, resilience, and local decision authority. This balance between centralized intelligence and decentralized adaptation forms one of the defining characteristics of advanced hybrid industrial AI architectures.

Only after successful validation are recommended changes incorporated into local decision-making processes.

This approach transforms policy propagation from a simple update mechanism into an intelligent adaptation pipeline capable of balancing global optimization with local responsiveness.

For example:

Manufacturing Coordination

A cloud-based forecasting system may determine that increasing production of a particular product would improve enterprise-wide inventory balance. However, individual facilities may differ in machinery availability, workforce scheduling, maintenance requirements, and material inventories.

Local adaptation agents therefore evaluate the recommendation within the context of site-specific capabilities before modifying production schedules.

Building Energy Optimization

Enterprise energy-management systems may identify opportunities to reduce energy consumption based on regional demand forecasts, electricity prices, weather conditions, and occupancy predictions.

Building-management agents can then adapt these recommendations to facility-specific

operating conditions, occupancy patterns, comfort requirements, and local environmental constraints.

Fleet Coordination

Autonomous transportation fleets may receive recommendations generated from cross-regional traffic analysis, infrastructure monitoring, and demand forecasting.

Local fleet-management systems subsequently adapt route assignments, scheduling decisions, and vehicle allocations according to current traffic conditions, vehicle availability, maintenance status, and operating constraints.

Predictive Maintenance

A cloud-level intelligence platform may discover equipment degradation patterns occurring across multiple facilities operating similar machinery.

Participating facilities can then apply these findings to their own equipment-monitoring systems by updating diagnostic models, anomaly thresholds, and maintenance planning activities based on globally observed failure behaviors.

Industrial Sensor Networks

Distributed sensor infrastructures may receive recommendations regarding sampling strategies, monitoring priorities, and anomaly-identification policies based on observations collected across multiple locations.

Local monitoring systems can adapt these recommendations to reflect site-specific environmental conditions and sensing requirements.

Energy Infrastructure Coordination

Distributed energy systems may receive enterprise-level recommendations regarding energy storage utilization, demand-response coordination, renewable integration, and load balancing.

Local controllers can then modify implementation strategies according to local generation capacity, consumption patterns, storage availability, and regional grid conditions.

Through these mechanisms, facilities benefit from enterprise-wide intelligence while preserving the autonomy necessary for effective local operation.

Bidirectional Cognitive Adaptation

An important characteristic of downstream policy propagation is that adaptation does not terminate after deployment. Facilities continuously monitor the effects of newly adopted policies and evaluate whether expected improvements are achieved.

Performance measurements generated after deployment become new inputs to the upward intelligence pipeline, creating a **bidirectional cognitive feedback loop** in which:

- Local observations contribute to global learning.
- Global intelligence refines local operation.
- Local adaptation influences policy effectiveness.
- Observed outcomes refine future recommendations.

This continuous cycle allows the enterprise intelligence system to evolve and improve over time.

Governance, Validation, and Controlled Deployment

Policy propagation also introduces significant requirements related to safety, security, governance, and trust.

Globally generated recommendations do not automatically replace validated local configurations. Before deployment, incoming policies, models, and decision parameters typically undergo:

- Authentication and integrity verification.
- Version-control validation.
- Compatibility assessment.
- Safety evaluation.
- Security review.
- Policy-compliance verification.
- Controlled rollout procedures.
- Shadow testing and staged deployment.

- Rollback verification.

These safeguards help ensure that enterprise-wide optimization does not compromise local operational integrity or introduce unintended risks.

A recommendation that improves global performance but degrades local safety, violates regulatory requirements, or exceeds facility resource capabilities must be modified or rejected. Consequently, governance mechanisms play a critical role in balancing enterprise objectives with operational realities.

While Table 9.2-A10 identifies the principal intelligence products distributed through downstream policy-propagation mechanisms and the adaptation processes used to integrate them into local operations, the overall flow of information becomes more apparent when viewed as a complete enterprise-to-facility decision pipeline. In practice, policy propagation is not simply the transmission of recommendations from a cloud platform to a facility. Rather, it is a closed-loop cognitive process in which global intelligence, local adaptation, operational execution, performance assessment, and organizational learning continuously influence one another. Enterprise knowledge generated through cloud analytics must pass through validation, contextual adaptation, and deployment processes before affecting facility behavior, while the outcomes of those decisions subsequently contribute to future learning and policy refinement. Figure 9.2-A10 illustrates this bidirectional cycle and demonstrates how hybrid industrial intelligence maintains alignment between enterprise-wide optimization objectives and facility-specific operational realities.

Figure 9.2-A10 presents the architecture of downstream policy propagation and local adaptation within hybrid industrial intelligence systems. The figure illustrates how enterprise-scale intelligence generated through cloud-level learning, optimization, and forecasting activities is distributed to participating facilities through a structured policy-propagation layer. Before deployment, incoming models, recommendations, and directives undergo local evaluation and adaptation processes that assess compatibility, resource availability, safety requirements, and operational constraints. Approved policies subsequently influence facility operations, while observed outcomes are returned to enterprise intelligence systems through continuous feedback and validation mechanisms. This architecture enables organizations to benefit from collective learning while preserving local autonomy, safety, and operational effectiveness.

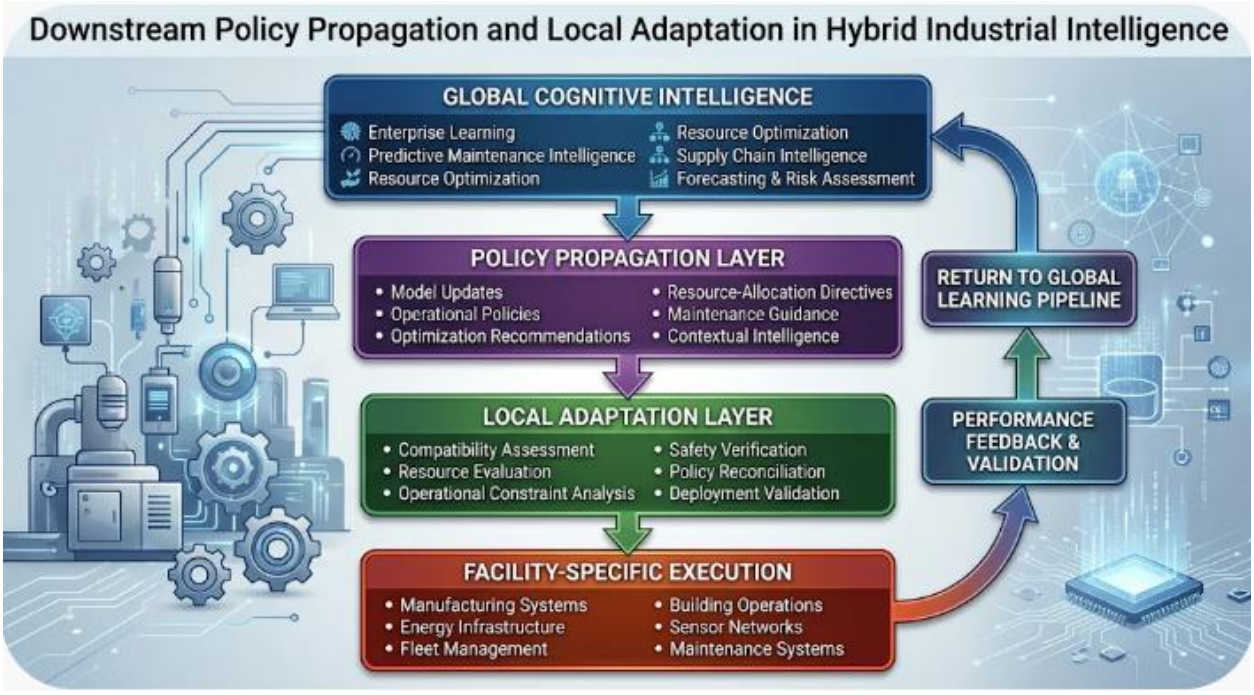

Figure 9.2-A10 – Downstream Policy Propagation and Local Adaptation in Hybrid Industrial Intelligence

The figure illustrates the downward flow of enterprise-generated intelligence from global cognitive systems to facility-level operations. Cloud-scale learning, optimization, predictive maintenance analytics, forecasting models, and risk-assessment frameworks generate policies, recommendations, and model updates that are propagated through an intermediate policy-distribution layer. Local adaptation mechanisms evaluate these outputs against site-specific constraints, safety requirements, resource conditions, and operational objectives before deployment. Performance outcomes are subsequently monitored and returned to the enterprise learning environment, creating a continuous feedback cycle that supports organizational learning, policy refinement, and adaptive optimization.

Legend

Figure Element	***Description***
Global Cognitive Intelligence	*Enterprise-scale intelligence layer responsible for generating organization-wide knowledge, forecasts, optimization strategies, and decision support.*
Enterprise Learning	*Continuous accumulation and refinement of organizational knowledge derived from distributed operational experience.*

Predictive Maintenance Intelligence	*Fleet-wide equipment-health assessment and failure-prediction capabilities derived from cross-facility observations.*
Resource Optimization	*Enterprise-level allocation and utilization strategies for equipment, energy, personnel, and infrastructure resources.*
Supply Chain Intelligence	*AI-generated understanding of logistics conditions, material flows, dependencies, and operational disruptions.*
Forecasting & Risk Assessment	*Predictive models that estimate future operational conditions, resource demands, and emerging risks.*
Policy Propagation Layer	*Distribution framework through which enterprise-generated intelligence is communicated to participating facilities.*
Model Updates	*Revised AI models, parameters, and inference capabilities distributed to local systems.*
Operational Policies	*Governance rules, decision constraints, and optimization directives derived from global intelligence.*
Optimization Recommendations	*Suggested operational improvements generated through enterprise analytics.*
Resource-Allocation Directives	*Guidance regarding utilization of shared resources and organizational assets.*
Maintenance Guidance	*Maintenance recommendations informed by enterprise reliability intelligence.*
Contextual Intelligence	*Additional contextual information supporting local interpretation of global recommendations.*
Local Adaptation Layer	*Facility-level evaluation mechanism responsible for adapting global recommendations to local operating conditions.*
Compatibility Assessment	*Evaluation of technical, operational, and organizational compatibility of incoming intelligence products.*

Resource Evaluation	*Assessment of local resource availability and implementation feasibility.*
Operational Constraint Analysis	*Examination of local limitations, requirements, and operational priorities.*
Safety Verification	*Validation that recommendations satisfy safety requirements and approved operating boundaries.*
Policy Reconciliation	*Alignment of incoming enterprise policies with local procedures and constraints.*
Deployment Validation	*Final verification prior to implementation within operational systems.*
Facility-Specific Execution	*Operational application of approved policies within local systems and processes.*
Manufacturing Systems	*Production-related operational environments.*
Energy Infrastructure	*Local energy-management and power-distribution systems.*
Fleet Management	*Transportation, logistics, and autonomous vehicle coordination environments.*
Building Operations	*Building-management and facility-support systems.*
Sensor Networks	*Distributed monitoring and sensing infrastructures.*
Maintenance Systems	*Operational systems supporting maintenance planning and execution.*
Performance Feedback & Validation	*Evaluation of policy effectiveness and operational outcomes after deployment.*
Return to Global Learning Pipeline	*Upward transmission of performance outcomes used to refine future models, policies, and optimization strategies.*

Ultimately, downstream policy propagation transforms cloud-level intelligence into operational value. By combining enterprise learning with local adaptation, hybrid decision pipelines create a continuously evolving cognitive ecosystem in which facilities benefit from collective organizational experience while retaining the flexibility, responsiveness, and independence required for safe and effective operation.

Understanding Downstream Policy Propagation

Figure 9.2-A10 illustrates the mechanism through which enterprise-wide intelligence becomes operationally actionable within individual facilities. While previous stages of the hybrid decision pipeline focused on learning from distributed operational environments, the present figure emphasizes how that accumulated intelligence returns to local environments in a form that can influence real-world decision-making.

The figure highlights a crucial characteristic of hybrid industrial intelligence: learning alone is insufficient. Operational value emerges only when insights generated through enterprise-scale analysis can influence facility-level actions while respecting local requirements and constraints.

From Global Intelligence to Local Operations

The process begins at the **Global Cognitive Intelligence** layer, where information collected across multiple facilities has already been transformed into organizational knowledge. At this stage, AI systems generate forecasts, maintenance insights, resource-allocation strategies, optimization recommendations, and risk assessments.

Importantly, these outputs are not yet operational actions. Instead, they represent intelligence products intended to guide future decision-making.

The figure therefore distinguishes between intelligence generation and intelligence implementation, emphasizing the transition that must occur between the two.

Policy Propagation as an Intelligence Distribution Mechanism

The **Policy Propagation Layer** serves as the communication and coordination interface between enterprise intelligence and local operations.

Through this layer, facilities receive:

- Model updates.
- Maintenance guidance.
- Operational policies.

- Optimization recommendations.
- Resource-allocation directives.
- Contextual information.

The figure illustrates that downstream propagation involves diverse forms of intelligence rather than simply distributing AI models. Enterprise knowledge is translated into actionable guidance that can influence multiple dimensions of facility operation.

This stage effectively serves as the delivery mechanism through which collective organizational learning reaches local decision environments.

Local Adaptation as a Governance and Validation Function

The central feature of the figure is the **Local Adaptation Layer**. This layer represents one of the most important architectural principles in hybrid industrial intelligence: enterprise intelligence must be locally interpreted before implementation.

A recommendation that is optimal from an organizational perspective may not be immediately suitable for every facility. Equipment configurations, workforce availability, regulatory requirements, safety constraints, operating schedules, environmental conditions, and resource limitations may vary substantially across locations.

The figure therefore shows that incoming intelligence undergoes multiple evaluations:

- Compatibility assessment.
- Resource evaluation.
- Operational constraint analysis.
- Safety verification.
- Policy reconciliation.
- Deployment validation.

These activities transform policy propagation into a structured adaptation process rather than a simple command-and-control mechanism.

Preserving Facility Autonomy

The Local Adaptation Layer also demonstrates how hybrid industrial intelligence preserves facility-level autonomy.

Facilities are not passive recipients of enterprise directives. Instead, they actively evaluate and modify incoming recommendations according to local operating conditions. This approach ensures that global optimization complements rather than overrides local decision-making authority.

The figure thus reinforces one of the central themes of hierarchical autonomy: local responsiveness and enterprise coordination must coexist rather than compete.

Translating Intelligence into Operational Action

Once adaptation and validation activities are completed, approved recommendations move into **Facility-Specific Execution**.

The figure identifies several representative execution domains:

- Manufacturing systems.
- Energy-management infrastructures.
- Fleet-operations environments.
- Building-management systems.
- Sensor networks.
- Maintenance systems.

This diversity highlights the broad applicability of downstream policy propagation across industrial environments. Enterprise intelligence influences not a single operational domain but an interconnected collection of physical and digital systems.

Closing the Learning Loop Through Feedback

An especially important feature of the figure is the **Performance Feedback & Validation** pathway and the subsequent **Return to Global Learning Pipeline**.

After policies are deployed, facilities monitor outcomes and evaluate effectiveness. Information regarding performance improvements, unintended consequences, resource utilization, and operational responses is then propagated back to the enterprise intelligence environment.

This mechanism transforms policy propagation into a closed-loop learning process rather than a one-time distribution activity.

The figure therefore illustrates how organizational learning becomes self-reinforcing: intelligence influences operations, operational outcomes generate new observations, and those

observations contribute to future intelligence generation.

Continuous Enterprise Adaptation

The feedback and learning mechanisms shown in the figure support continuous organizational adaptation. As operating conditions evolve, facilities implement revised policies. Those implementations generate performance data that improve future models and recommendations.

Consequently, neither enterprise intelligence nor facility behavior remains static. Both continue evolving through an ongoing cycle of learning, deployment, evaluation, and refinement.

This capability is particularly important in modern industrial environments where operational conditions, resource availability, market demands, and technological capabilities change continuously.

Overall Significance

Overall, Figure 9.2-A10 illustrates how hybrid industrial intelligence transforms enterprise knowledge into operational value. Through policy propagation, local adaptation, controlled deployment, and performance-based feedback, globally generated intelligence becomes integrated into facility-level decision-making without sacrificing local autonomy or operational integrity. The architecture demonstrates that effective industrial AI systems must balance centralized learning with decentralized execution, creating a continuous cognitive feedback loop through which organizations can learn collectively, adapt intelligently, and improve continuously across geographically distributed operations.

The discussion of **Downstream Policy Propagation and Local Adaptation** has demonstrated how enterprise-scale intelligence is transformed into locally actionable guidance through validation, contextual adaptation, and controlled deployment processes. Through this mechanism, facilities benefit from organization-wide learning while preserving the autonomy required to respond effectively to local operating conditions. However, policy propagation alone does not guarantee coordinated behavior across geographically distributed industrial environments. Facilities may receive similar intelligence products yet implement them at different times, under different operating conditions, and with different resource constraints. As industrial ecosystems grow in size and complexity, organizations must therefore address a broader challenge: ensuring that distributed facilities remain synchronized and coordinated while continuing to operate independently.

This challenge introduces the next stage of cross-facility intelligence architecture: **AI-Driven Synchronization and Coordination Across Facilities**. Beyond distributing policies and models,

industrial enterprises must continuously synchronize operational knowledge, resource allocations, maintenance activities, forecasting assumptions, optimization objectives, and autonomous decision strategies across multiple sites. Achieving this objective requires intelligent coordination mechanisms capable of balancing consistency and flexibility, global optimization and local autonomy, as well as enterprise objectives and site-specific realities. Through AI-driven synchronization, geographically dispersed facilities become participants in a coordinated operational ecosystem in which intelligence, resources, and decisions are continuously aligned to support enterprise-wide performance, resilience, and adaptive optimization.

iv. AI-Driven Synchronization and Coordination Across Facilities

Cross-facility AI coordination requires considerably more than the exchange of operational information or the periodic distribution of updated models. As industrial enterprises become increasingly distributed across multiple facilities, production centers, logistics hubs, energy systems, and infrastructure networks, autonomous systems must maintain a sufficient degree of consistency, coordination, and shared situational awareness despite operating in geographically dispersed and dynamically changing environments.

This challenge is complicated by the fact that participating facilities often differ significantly in their computational resources, communication infrastructures, operational priorities, production schedules, regulatory requirements, cybersecurity constraints, and local environmental conditions. Consequently, synchronization cannot assume continuous network connectivity, instantaneous information sharing, or simultaneous decision execution. Instead, effective cross-facility coordination requires intelligent mechanisms that enable facilities to collaborate while preserving local autonomy and operational flexibility.

Within hybrid decision pipelines, synchronization serves as the mechanism that transforms independent facilities into a coordinated intelligence ecosystem. Through synchronization, facilities can share operational knowledge, collectively improve AI models, coordinate resource utilization, align policy objectives, reconcile conflicting decisions, and respond cohesively to changing enterprise conditions. The objective is not to eliminate local decision-making but to ensure that distributed decisions remain sufficiently aligned to support enterprise-wide objectives.

Several complementary mechanisms contribute to this capability.

The effectiveness of cross-facility intelligence depends not only on the quality of information exchanged among facilities but also on the mechanisms used to coordinate learning, decision-making, resource utilization, and operational behavior across distributed environments. As

industrial enterprises expand across multiple sites, autonomous systems must maintain sufficient consistency to support enterprise objectives while remaining flexible enough to accommodate local operating conditions. Achieving this balance requires a collection of synchronization and coordination mechanisms that operate at different levels of the architecture, from model-learning frameworks and policy-alignment processes to scheduling systems and state-reconciliation services. Together, these mechanisms enable geographically distributed facilities to function as participants in a shared intelligence ecosystem rather than as isolated operational entities. Table 9.2-A11 summarizes the principal synchronization and coordination mechanisms that support this capability, together with their information flows, coordination objectives, and organizational benefits.

Table 9.2-A11 presents the major AI-driven synchronization and coordination mechanisms used within distributed industrial ecosystems. The table identifies the primary purpose of each mechanism, the information exchanged among participating facilities, the scope of coordination supported by that mechanism, and the resulting enterprise benefits. Collectively, these mechanisms provide the technical and organizational foundation required to maintain alignment among geographically distributed autonomous systems while preserving local operational autonomy. The table demonstrates that synchronization encompasses far more than data exchange; it includes collaborative learning, policy alignment, distributed optimization, predictive planning, communication management, and resilience-oriented coordination.

Table 9.2-A11 – AI-Driven Synchronization and Coordination Mechanisms Across Distributed Facilities

Synchronization Mechanism	Primary Purpose	Information Exchanged	Coordination Scope	Enterprise Benefit
Federated Learning and Distributed Model Synchronization	Collaborative model improvement	Model updates, gradients, learned parameters	Cross-facility learning	Shared intelligence without centralized raw-data transfer
Cross-Site Policy Harmonization	Alignment of objectives and governance policies	Operational policies, optimization goals,	Enterprise-wide	Consistent decision-making and

		governance constraints		organizational alignment
Distributed Optimization Algorithms	Coordinated resource and operational optimization	Local optimization results, resource-status information	Multi-facility operations	Improved efficiency and scalability
Multi-Facility Coordination Graphs	Modeling interdependencies among facilities	Dependency information, operational relationships, resource flows	Enterprise ecosystem	Enhanced resilience and disruption management
Predictive Cross-Facility Scheduling	Forecast-driven operational planning	Demand forecasts, maintenance schedules, workload projections	Regional and enterprise-wide	Proactive operational coordination
Latency-Aware Decision Routing	Prioritized distribution of coordination information	Alerts, directives, updates, synchronization messages	Dynamic organizational network	Faster response to critical events
Asynchronous Coordination	Continued operation during communication disruptions	Buffered observations, pending updates, local decisions	Facility level	Improved autonomy and resilience
State Reconciliation	Reestablishment of synchronized operation	Version information, buffered events, policy updates	Enterprise-wide	Controlled recovery after disruption

Understanding Cross-Facility Synchronization

Table 9.2-A11 illustrates that synchronization within hybrid industrial intelligence environments is a multidimensional process involving knowledge exchange, policy coordination, operational planning, resource optimization, and resilience management. As industrial organizations become increasingly distributed, facilities can no longer operate solely on the basis of local information and isolated decision-making. Instead, they must participate in coordinated processes that allow organizational knowledge, operational objectives, and learned intelligence to flow throughout the enterprise.

A key insight emerging from the table is that different coordination challenges require different synchronization mechanisms. No single approach can simultaneously address learning, optimization, policy alignment, scheduling, and operational resilience. Consequently, modern industrial AI ecosystems employ multiple complementary mechanisms that collectively support enterprise coordination.

Synchronizing Knowledge Through Federated Learning

The first mechanism identified in the table is **Federated Learning and Distributed Model Synchronization**, which focuses on collaborative intelligence development.

Rather than centralizing all operational datasets, facilities exchange model knowledge in the form of parameter updates, gradients, and learned representations. These contributions are aggregated into improved global models that can be redistributed throughout the enterprise.

The table highlights how this mechanism enables organizations to benefit from collective experience while reducing data-transfer requirements and respecting data-governance constraints. Knowledge acquired at one facility can therefore improve decision quality across many others.

Aligning Operational Intent Through Policy Harmonization

While federated learning synchronizes knowledge, **Cross-Site Policy Harmonization** synchronizes organizational intent.

Facilities often operate under common business objectives, sustainability targets, performance requirements, and governance rules. Policy harmonization ensures that these objectives are interpreted consistently throughout the enterprise while still permitting local adaptation.

The table underscores an important distinction between harmonization and standardization. The purpose is not to eliminate local flexibility but to establish shared goals, compatible decision interfaces, and common governance principles that support coordinated action.

Coordinating Enterprise Optimization

The mechanism of **Distributed Optimization Algorithms** addresses the challenge of enterprise-scale decision-making.

Many operational problems span multiple facilities and involve competing demands for resources, production capacity, energy, transportation services, or computational infrastructure. Distributed optimization allows individual facilities to evaluate local conditions while contributing to larger organizational objectives.

The table demonstrates that this approach improves scalability and responsiveness while avoiding the limitations associated with purely centralized optimization strategies.

Understanding Interdependencies Through Coordination Graphs

Another significant mechanism is the use of **Multi-Facility Coordination Graphs**.

Distributed industrial systems often exhibit complex relationships among facilities, supply chains, transportation networks, and resource infrastructures. Graph-based representations make these relationships visible and analyzable.

The table illustrates how graph-based coordination supports disruption management and resilience by allowing organizations to identify operational dependencies, predict cascading effects, and develop alternative response strategies when events occur.

This capability becomes increasingly valuable as industrial ecosystems become more interconnected and interdependent.

Improving Planning Through Predictive Coordination

The table also highlights the role of **Predictive Cross-Facility Scheduling** in transforming reactive coordination into proactive planning.

Forecast-driven coordination allows facilities to anticipate future requirements related to production demand, maintenance activities, transportation availability, workforce needs, energy consumption, and resource utilization.

By identifying potential constraints before they become operational problems, organizations can coordinate actions more effectively and reduce the likelihood of costly disruptions.

The table therefore emphasizes the transition from operational reaction to anticipatory decision-making.

Managing Communication Through Latency-Aware Routing

Synchronization mechanisms must also operate within the practical constraints of communication networks.

The inclusion of **Latency-Aware Decision Routing** reflects the reality that not all information possesses the same urgency. Critical alerts may require immediate delivery, while routine model updates and historical analyses can tolerate delay.

The table demonstrates how prioritization of communication traffic improves responsiveness while reducing unnecessary competition for network resources. This capability becomes increasingly important as industrial organizations manage larger volumes of distributed intelligence.

Supporting Resilience Through Asynchronous Coordination

A particularly important contribution of the table is its recognition of **Asynchronous Coordination** and **State Reconciliation** mechanisms.

Industrial facilities frequently experience varying communication conditions, maintenance windows, and operational schedules. Expecting all facilities to remain continuously connected and perfectly synchronized is often unrealistic.

The table illustrates how asynchronous coordination enables facilities to continue operating autonomously during communication interruptions while preserving the ability to synchronize and reconcile state information once connectivity is restored.

This capability improves resilience, business continuity, and operational robustness across distributed environments.

Coordination as an Enterprise Intelligence Fabric

Viewed collectively, the mechanisms described in Table 9.2-A11 form what may be described as an **enterprise intelligence fabric**. Learning systems, policy frameworks, optimization engines, predictive planning tools, communication architectures, and reconciliation mechanisms work together to create a continuously coordinated operational ecosystem.

The table demonstrates that cross-facility synchronization is not a single technological capability but an integrated collection of processes that collectively support enterprise-wide intelligence sharing and coordinated decision-making.

Overall Significance

Overall, Table 9.2-A11 demonstrates that effective cross-facility coordination depends upon a

diverse set of AI-driven synchronization mechanisms operating simultaneously across the industrial enterprise. Federated learning enables collaborative model development, policy harmonization aligns organizational objectives, distributed optimization coordinates resource utilization, graph-based representations capture operational dependencies, predictive scheduling supports anticipatory planning, latency-aware routing prioritizes communication, and asynchronous reconciliation preserves resilience. Together, these mechanisms transform geographically distributed facilities into a coordinated network of intelligent agents capable of learning collectively, adapting continuously, and pursuing enterprise objectives while maintaining local autonomy and operational independence.

Federated Learning and Distributed Model Synchronization

One of the most important synchronization mechanisms is **federated learning**, which enables participating facilities to improve shared AI models without requiring all operational data to be transferred to centralized repositories.

In a federated-learning architecture:

- Facilities train or refine models locally.
- Model updates are transmitted to an aggregation service.
- Global aggregation generates an improved shared model.
- Updated models are redistributed for local evaluation and deployment.

This approach allows operational experience gained in one facility to improve performance throughout the broader enterprise while reducing communication requirements and supporting data-governance objectives.

However, industrial environments frequently exhibit substantial differences in processes, equipment populations, operational conditions, and environmental influences. Consequently, a single global model may not be optimal for every facility.

To address this challenge, synchronization architectures may incorporate:

- Personalized federated learning.
- Clustered aggregation strategies.
- Facility-specific model adaptation.
- Regional model specializations.
- Hybrid global-local learning approaches.

These mechanisms allow organizations to benefit from enterprise learning while preserving local relevance.

Cross-Site Policy Harmonization

While federated learning synchronizes models, **policy harmonization** synchronizes operational intent.

Global optimization systems continually generate objectives related to efficiency, reliability, sustainability, maintenance, safety, and resource utilization. Policy harmonization establishes a framework through which these objectives are consistently interpreted across participating facilities.

Importantly, harmonization is distinct from standardization.

The goal is not to force identical operating behavior across all facilities. Instead, policy harmonization establishes:

- Shared performance objectives.
- Common decision interfaces.
- Consistent governance rules.
- Compatible operational constraints.
- Comparable performance metrics.

For example, multiple manufacturing facilities may share a common carbon-reduction objective while employing different equipment, production strategies, and operating schedules to achieve that objective.

In this way, harmonization preserves local flexibility while maintaining enterprise alignment.

Distributed Optimization Algorithms

Many industrial optimization problems span multiple facilities and organizational units.

Examples include:

- Production scheduling.
- Energy management.
- Logistics coordination.
- Resource allocation.

- Inventory balancing.
- Workforce planning.
- Computational workload distribution.

Attempting to solve these problems through a single centralized optimization process can become computationally expensive, operationally inflexible, and vulnerable to communication delays.

Distributed optimization algorithms address this issue by allowing each facility to evaluate local conditions independently while contributing information to a larger coordination process.

Through iterative information exchange and collective optimization, facilities can achieve coordinated outcomes without relinquishing control of local decision-making.

This approach improves:

- Scalability.
- Fault tolerance.
- Responsiveness.
- Resource efficiency.
- Organizational adaptability.

Multi-Facility Coordination Graphs

Industrial ecosystems contain complex relationships among facilities, assets, suppliers, transportation networks, communication infrastructures, and shared resources.

These relationships can be represented through **coordination graphs**, where:

- Nodes represent facilities, equipment populations, warehouses, logistics centers, or infrastructure assets.
- Edges represent operational dependencies, material flows, communication links, transport routes, and resource relationships.
- Node attributes describe local status, equipment health, production capacity, and resource availability.
- Edge attributes describe dependency strengths, transfer costs, communication latency, and transportation constraints.

Graph-based AI systems, particularly Graph Neural Networks (GNNs), can analyze these structures to identify dependencies and predict how disruptions may propagate throughout the enterprise.

For example, if a facility experiences a production interruption, a coordination graph can identify:

- Alternative production locations.
- Available spare capacity.
- Inventory availability.
- Transportation implications.
- Resource-allocation alternatives.

This capability supports enterprise resilience and adaptive coordination.

Predictive Cross-Facility Scheduling

Traditional scheduling systems often respond to disruptions after they have already occurred.

In contrast, **predictive cross-facility scheduling** uses AI forecasting models to anticipate future conditions and coordinate facility activities proactively.

These forecasts may include:

- Production demand.
- Equipment maintenance requirements.
- Transportation availability.
- Resource consumption patterns.
- Energy demand forecasts.
- Workforce availability.
- Computational workload projections.

By identifying emerging constraints before they become operational issues, facilities can proactively adjust:

- Maintenance activities.
- Production schedules.

- Inventory strategies.
- Resource assignments.
- Logistics operations.

This transforms coordination from reactive management into predictive operational planning.

Latency-Aware Routing of Global Decisions

Not all coordination information possesses the same urgency.

Certain communications, such as:

- Critical safety alerts.
- Emerging failure notifications.
- Resource-allocation conflicts.
- Urgent coordination directives.

may require immediate delivery.

Other information, including:

- Historical analytics.
- Routine model updates.
- Performance summaries.
- Synchronization logs.

may tolerate delayed transmission.

Consequently, synchronization architectures implement **latency-aware routing mechanisms** that prioritize information according to operational significance, timing requirements, and communication conditions.

These mechanisms ensure that critical decisions receive rapid distribution while less urgent information is transmitted efficiently without consuming resources required for operational activities.

Asynchronous Coordination and State Reconciliation

Industrial enterprises must also accommodate real-world communication limitations.

Facilities may:

- Operate in remote environments.
- Experience network disruptions.
- Function with intermittent connectivity.
- Follow different communication schedules.
- Maintain varying synchronization frequencies.

As a result, synchronization architectures cannot depend exclusively upon continuous connectivity.

Instead, they support **asynchronous coordination**, allowing facilities to continue operating autonomously while temporarily disconnected from enterprise coordination services.

During these periods:

- Local policies remain active.
- Operational observations are buffered.
- Model updates are stored.
- Coordination requests are queued.
- State information is preserved.

When connectivity is restored, **state-reconciliation mechanisms** compare:

- Operational histories.
- Model versions.
- Policy revisions.
- Resource-status information.
- Optimization updates.

The system then reconciles differences and restores synchronized operation without unnecessarily interrupting ongoing activities.

This capability significantly improves resilience and continuity within distributed industrial environments.

While Table 9.2-A11 summarizes the principal synchronization and coordination mechanisms used across distributed industrial environments, the collective interaction of these mechanisms is best understood from an architectural perspective. In practice, federated learning, policy harmonization, distributed optimization, predictive scheduling, and synchronization services do not operate independently. Rather, they function as interdependent components of a larger coordination framework that continuously exchanges knowledge, aligns objectives, reconciles decisions, and adapts organizational behavior across geographically dispersed facilities. The resulting architecture enables multiple autonomous environments to function as a coordinated operational network rather than as isolated sites. Figure 9.2-A11 illustrates this coordination framework and shows how synchronization mechanisms collectively create an enterprise intelligence fabric that supports resilient, adaptive, and continuously learning industrial operations.

Figure 9.2-A11 presents a conceptual architecture for AI-driven synchronization and coordination across distributed facilities. The figure illustrates how geographically dispersed industrial sites contribute to a shared coordination environment that integrates learning, optimization, scheduling, policy alignment, and synchronization services. These mechanisms collectively establish an enterprise intelligence fabric through which facilities exchange knowledge, coordinate decisions, and adapt operational behavior. Continuous feedback and learning processes connect facility-level operations with enterprise-level intelligence, enabling industrial organizations to maintain alignment while preserving local autonomy and responsiveness.

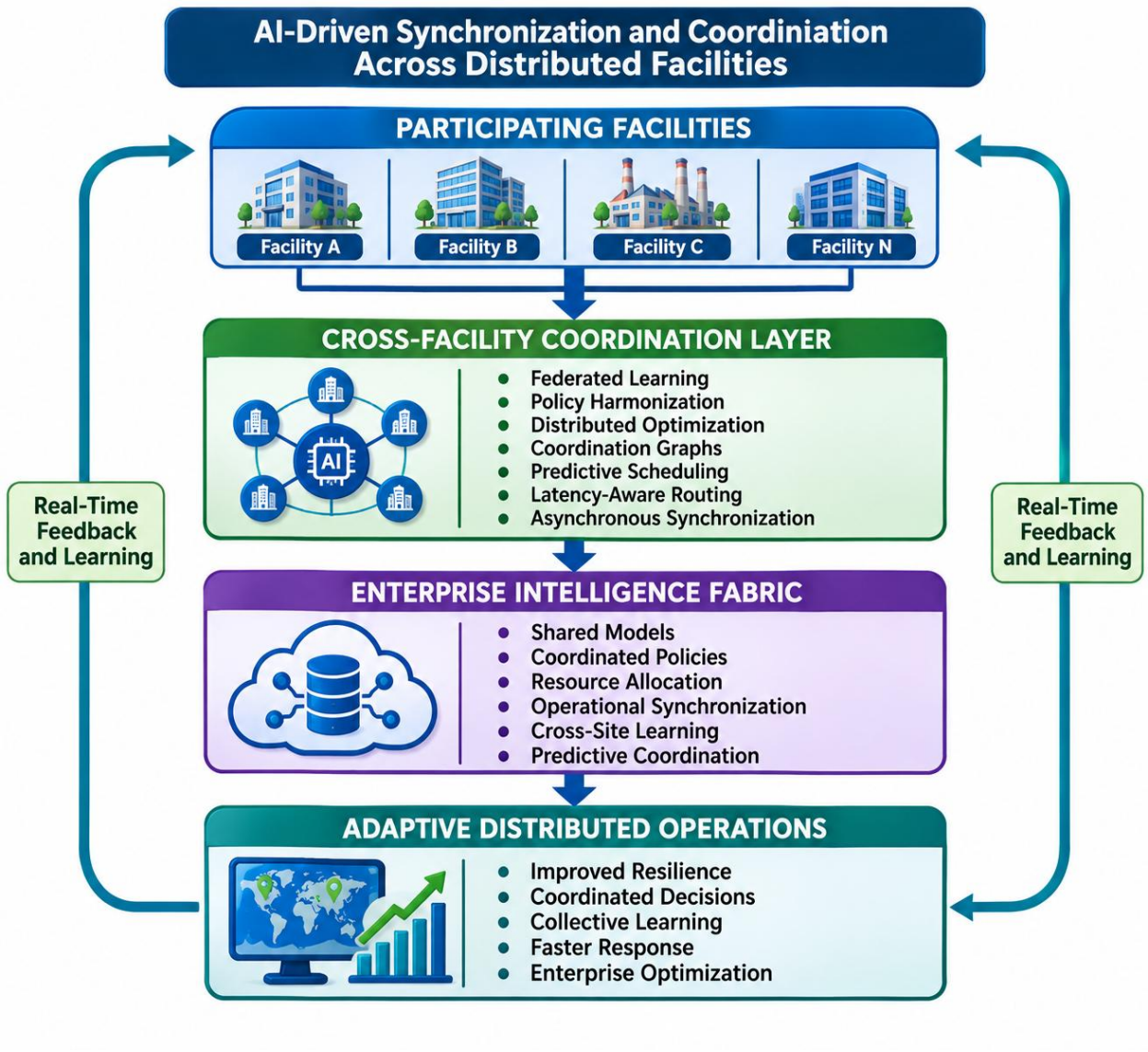

Figure 9.2-A11 – AI-Driven Synchronization and Coordination Across Distributed Facilities

The figure illustrates how geographically distributed facilities participate in a shared coordination architecture that integrates federated learning, policy harmonization, distributed optimization, graph-based coordination, predictive scheduling, latency-aware communication, and asynchronous synchronization mechanisms. These capabilities collectively form an enterprise intelligence fabric that enables facilities to exchange knowledge, align operational objectives, coordinate resource utilization, and adapt collaboratively to changing conditions. Continuous feedback and learning loops ensure that enterprise intelligence and facility-level operations evolve together, supporting resilient, synchronized, and adaptive industrial ecosystems.

Legend

Figure Element	***Description***
Participating Facilities	*Distributed industrial sites contributing operational knowledge and participating in organizational coordination activities.*
Facility A, Facility B, Facility C, Facility N	*Representative facilities operating under local conditions while participating in enterprise-wide synchronization processes.*
Cross-Facility Coordination Layer	*Organizational coordination environment responsible for synchronizing learning, planning, resource management, and decision-making activities.*
Federated Learning	*Distributed model-improvement mechanism that enables collaborative learning across facilities without centralizing raw operational data.*
Policy Harmonization	*Alignment of organizational objectives, operating policies, governance rules, and decision interfaces.*
Distributed Optimization	*Collaborative optimization of production, logistics, energy, resources, and operational objectives across multiple facilities.*
Coordination Graphs	*Graph-based representations of facility relationships, dependencies, and operational interactions.*
Predictive Scheduling	*Forecast-driven coordination of future production activities, maintenance events, and resource requirements.*
Latency-Aware Routing	*Prioritization of synchronization and communication activities according to urgency, network conditions, and operational significance.*
Asynchronous Synchronization	*Support for coordination across facilities operating under varying communication conditions and schedules.*
Enterprise Intelligence Fabric	*Shared organizational knowledge layer generated through coordinated learning and information exchange.*

Shared Models	*Enterprise AI models continuously improved and distributed across participating facilities.*
Coordinated Policies	*Common operating objectives and governance frameworks supporting aligned decision-making.*
Resource Allocation	*Enterprise-wide coordination of critical resources, assets, and operational capacity.*
Operational Synchronization	*Maintenance of consistent operational awareness and coordinated activity across facilities.*
Cross-Site Learning	*Organizational learning derived from distributed operational experience.*
Predictive Coordination	*Forecast-based coordination of future operational requirements and decisions.*
Adaptive Distributed Operations	*Operational layer where coordinated intelligence produces tangible business and industrial outcomes.*
Improved Resilience	*Enhanced ability to maintain operation despite disruptions, failures, or changing conditions.*
Coordinated Decisions	*Decision-making aligned across facilities and organizational levels.*
Collective Learning	*Organizational improvement resulting from shared operational experience.*
Faster Response	*Improved responsiveness to emerging operational events and enterprise-wide conditions.*
Enterprise Optimization	*Continuous improvement of organizational performance through coordinated intelligence.*
Real-Time Feedback and Learning	*Continuous exchange of operational outcomes that supports adaptation and organizational learning.*

Understanding Cross-Facility Coordination

Figure 9.2-A11 illustrates how distributed industrial facilities can function as components of a coordinated intelligence ecosystem rather than as independent automation environments. As enterprises expand across multiple sites, the challenge shifts from managing local intelligence to orchestrating collaboration among geographically dispersed autonomous systems. The figure demonstrates that this coordination is achieved through a structured synchronization architecture that continuously aligns learning, policies, resources, and operational activities across participating facilities.

The architecture shown in the figure emphasizes that coordination is not synonymous with centralization. Facilities retain local autonomy while participating in enterprise-wide intelligence processes.

Facilities as Distributed Intelligence Nodes

At the top of the figure are the **Participating Facilities**, which represent the operational foundation of the enterprise intelligence ecosystem.

Each facility operates within its own physical environment, manages its own equipment and resources, and responds to local conditions. At the same time, each site contributes observations, operational experiences, and learned intelligence to the broader coordination framework.

The figure therefore portrays facilities not as subordinate entities but as intelligent nodes within a distributed network.

The Coordination Layer as the Organizational Integrator

The central feature of the figure is the **Cross-Facility Coordination Layer**.

This layer integrates multiple synchronization mechanisms that collectively maintain organizational alignment across geographically distributed operations. Rather than relying on a single coordination technology, the architecture combines learning, optimization, forecasting, and communication mechanisms that address different aspects of enterprise coordination.

The figure illustrates that effective synchronization emerges through the interaction of multiple complementary processes rather than through a single centralized control function.

Collective Learning Through Federated Intelligence

The inclusion of **Federated Learning** highlights the role of collaborative model development within distributed industrial environments.

Facilities can contribute operational knowledge to enterprise learning systems without requiring centralized collection of all raw operational data. This capability enables organizations to improve predictive models, anomaly-detection systems, and optimization frameworks using enterprise-wide experience.

The result is organizational learning that continuously benefits all participating facilities.

Harmonization Without Uniformity

The **Policy Harmonization** component demonstrates that coordination does not require identical operational behavior across facilities.

Rather than imposing uniform operating configurations, harmonization establishes shared objectives and governance principles while allowing facilities to adapt implementations according to local requirements.

The figure therefore reinforces a key principle of hybrid industrial intelligence: coordination enhances local decision-making rather than replacing it.

Enterprise Intelligence as an Emergent Capability

The **Enterprise Intelligence Fabric** layer illustrates the emergence of organizational intelligence from distributed interactions.

Shared models, coordinated policies, resource-allocation strategies, operational synchronization capabilities, and predictive coordination functions are generated collectively rather than by any single facility.

This representation highlights one of the most important insights of the figure: enterprise intelligence is an emergent property arising from the coordinated interaction of distributed facilities.

Feedback as the Driver of Continuous Adaptation

The real-time feedback loops shown on both sides of the architecture are particularly significant.

These feedback mechanisms illustrate that synchronization is not a periodic activity but a continuous process. Operational outcomes generated within facilities influence enterprise intelligence, while enterprise intelligence subsequently influences future facility decisions.

The figure therefore depicts coordination as a dynamic and self-improving cycle rather than a static organizational structure.

From Coordination to Operational Outcomes

The final layer, **Adaptive Distributed Operations**, demonstrates the practical purpose of synchronization.

The architecture ultimately seeks to improve:

- Resilience.
- Decision quality.
- Organizational learning.
- Responsiveness.
- Enterprise performance.

The figure clearly shows that synchronization mechanisms have value not because they move information but because they improve operational outcomes across the organization.

Overall Significance

Overall, Figure 9.2-A11 illustrates how AI-driven synchronization transforms geographically distributed facilities into a coordinated network of intelligent agents. Through federated learning, policy harmonization, distributed optimization, graph-based coordination, predictive scheduling, latency-aware communication, and asynchronous synchronization, organizations establish an enterprise intelligence fabric that supports collective learning and adaptive decision-making. Continuous feedback processes ensure that operational experience and organizational intelligence evolve together, enabling industrial enterprises to achieve resilience, scalability, responsiveness, and enterprise-wide optimization while preserving local autonomy and operational independence.

Coordinated Intelligence Across Distributed Facilities

Collectively, these synchronization mechanisms create an enterprise-scale intelligence fabric that connects geographically distributed operations into a coherent cognitive system. Rather than functioning as isolated automation environments, participating facilities become autonomous yet coordinated contributors to a larger organizational intelligence framework.

The resulting architecture combines:

- Local responsiveness.
- Enterprise consistency.

- Distributed learning.
- Coordinated optimization.
- Operational resilience.
- Adaptive decision-making.

By enabling facilities to share knowledge, synchronize goals, coordinate actions, and learn collectively, AI-driven synchronization transforms geographically distributed industrial systems into collaborative networks of intelligent agents capable of responding effectively to both local conditions and enterprise-wide objectives.

The discussion of **AI-Driven Synchronization and Coordination Across Distributed Facilities** has demonstrated how geographically dispersed operations can share knowledge, harmonize objectives, coordinate resources, and maintain organizational alignment through a diverse set of synchronization mechanisms. Federated learning enables collaborative model improvement, policy harmonization aligns decision-making frameworks, distributed optimization coordinates shared objectives, and predictive scheduling supports proactive operational planning. Together, these mechanisms establish the communication and coordination infrastructure necessary for enterprise-wide intelligence sharing. Yet synchronization itself is not the ultimate objective. The true value of cross-facility coordination emerges when the collective intelligence generated by distributed facilities can be used to improve the performance of the industrial ecosystem as a whole.

This progression leads naturally to **System-Level Optimization Through Cross-Facility Cognitive Intelligence**. Once facilities are capable of sharing knowledge, synchronizing decisions, and maintaining coordinated operational awareness, the enterprise can move beyond local efficiency improvements and pursue broader system-wide objectives. Cross-facility cognitive intelligence enables organizations to optimize production capacity, resource allocation, maintenance activities, logistics operations, energy utilization, supply-chain performance, and risk management at scales that extend beyond any individual site. By combining distributed operational experience with enterprise-wide situational awareness, organizations can identify opportunities, dependencies, and optimization strategies that remain invisible within isolated facilities. The result is a coordinated intelligence ecosystem in which collective learning and synchronized decision-making become drivers of continuous enterprise improvement, resilience, and strategic advantage.

v. System-Level Optimization Through Cross-Facility Cognitive Intelligence

The ultimate objective of cross-facility AI coordination is not merely the efficient exchange of information or the synchronization of distributed intelligence systems. Rather, its purpose is to optimize the performance of the **entire industrial ecosystem** by leveraging collective intelligence, shared situational awareness, and coordinated decision-making across geographically distributed operations. While individual facilities can achieve significant gains through local optimization, many industrial challenges emerge from interactions among facilities, supply chains, transportation networks, energy systems, workforce resources, and shared infrastructure. Consequently, optimizing individual facilities in isolation does not necessarily produce the best outcome for the enterprise as a whole.

In many situations, local optimization and system-level optimization may even diverge. A manufacturing facility may maximize production output to improve its own performance metrics, yet inadvertently create downstream inventory surpluses, overwhelm logistics capacity, increase transportation costs, or shift resource shortages to other locations. Similarly, multiple facilities may independently schedule major maintenance activities during the same period, creating unexpected competition for specialized personnel, spare parts inventories, or shared support resources. Such examples illustrate the limitations of isolated decision-making and highlight the need for a broader perspective capable of evaluating the enterprise-wide consequences of local actions.

Cross-facility cognitive intelligence addresses this challenge by integrating operational information, predictive insights, optimization objectives, and resource constraints from across the industrial ecosystem. Through this process, decision-making shifts from **facility-centric optimization** to **system-level optimization**, where AI systems seek to maximize the performance of the collective enterprise rather than any individual component. This broader perspective enables organizations to coordinate production, maintenance, logistics, energy management, computational workloads, and risk mitigation activities according to enterprise-wide objectives while still respecting local operational constraints.

The resulting architecture transforms distributed facilities from independent operational entities into participants within a coordinated cognitive system capable of continuous learning, forecasting, adaptation, and optimization.

The transition from facility-level optimization to system-level optimization represents one of the most significant advantages of cross-facility cognitive intelligence. While individual facilities may possess sophisticated local AI capabilities, many operational opportunities and constraints only become visible when intelligence is aggregated and analyzed across the broader industrial

ecosystem. Production schedules, maintenance activities, logistics operations, energy consumption patterns, supply-chain dependencies, and computational workloads frequently influence one another in ways that transcend organizational and geographic boundaries. Consequently, effective enterprise optimization requires cognitive intelligence capable of evaluating interactions among facilities and identifying actions that improve collective performance rather than merely optimizing isolated components. Table 9.2-A12 summarizes the principal application domains in which cross-facility cognitive intelligence enables system-level optimization and illustrates how enterprise-wide coordination generates benefits that cannot be achieved through independent local decision-making alone.

Table 9.2-A12 presents the major system-level optimization domains supported by cross-facility cognitive intelligence within hybrid industrial ecosystems. The table contrasts the limitations of purely local optimization approaches with the capabilities enabled by enterprise-scale intelligence and coordinated decision-making. For each optimization domain, the table identifies the challenges associated with facility-centric decision-making, the cognitive-intelligence mechanisms that enable broader coordination, and the resulting enterprise benefits. Collectively, these relationships illustrate how distributed facilities can contribute to enterprise-wide performance improvements while maintaining local operational autonomy.

Table 9.2-A12. System-Level Optimization Applications Enabled by Cross-Facility Cognitive Intelligence

Optimization Domain	Local Optimization Limitation	Cross-Facility Cognitive Intelligence Capability	System-Level Benefit
Production and Resource Management	Facilities optimize independently based on local requirements	Coordinated production planning and workload distribution	Improved enterprise throughput and resource utilization
Predictive Maintenance	Limited visibility into broader equipment populations	Fleet-wide degradation analysis and maintenance coordination	Reduced downtime and improved asset reliability
Energy and Sustainability Management	Energy decisions driven by site-specific conditions	Regional energy optimization and coordinated demand management	Lower energy costs and improved sustainability

Logistics and Transportation	Routing based on local conditions only	Enterprise-wide transportation and inventory optimization	Improved delivery performance and fleet utilization
Operational Risk Intelligence	Risks identified only after local detection	Cross-site anomaly correlation and emerging-threat analysis	Earlier warning and proactive mitigation
Computational Resource Management	Isolated use of local computing resources	Distributed workload orchestration across edge and cloud resources	Improved infrastructure efficiency
Supply Chain Optimization	Limited visibility into upstream and downstream dependencies	Enterprise-wide supply chain intelligence and predictive planning	Increased resilience and operational continuity
Strategic Decision Support	Local decisions lack organizational context	Global situational awareness and enterprise forecasting	Better long-term planning and investment decisions

Source: *Adapted from enterprise AI systems, Industrial AIoT architectures, distributed optimization theory, federated intelligence frameworks, and hybrid edge-cloud coordination architectures.*

Understanding the Shift from Local Optimization to System-Level Optimization

Table 9.2-A12 illustrates a fundamental evolution in industrial AI architecture: the transition from optimizing individual facilities to optimizing entire operational ecosystems. Traditional industrial decision-making often focuses on improving performance within isolated facilities, production lines, or business units. Although this approach can generate local efficiencies, it frequently fails to consider broader interactions among organizational resources, supply networks, transportation systems, and operational dependencies.

The table demonstrates that cross-facility cognitive intelligence expands the scope of optimization from individual assets and facilities to the enterprise as a whole. This broader perspective enables organizations to balance competing objectives, identify hidden dependencies, and coordinate decisions in ways that maximize collective value.

Coordinated Production and Resource Management

The first optimization domain presented in the table is **Production and Resource Management**.

Under a purely local optimization strategy, facilities typically make production decisions according to their own capacity, inventory levels, and operational objectives. While these decisions may improve local performance, they do not necessarily contribute to overall organizational efficiency.

Cross-facility cognitive intelligence introduces enterprise-wide production planning and workload-distribution capabilities. By evaluating production capacity, demand forecasts, inventory status, and resource availability across multiple sites, organizations can allocate workloads more effectively and avoid bottlenecks, imbalances, and underutilized resources.

The resulting benefit is improved enterprise throughput and more efficient use of production assets.

Enhancing Reliability Through Cross-Facility Predictive Maintenance

The second optimization domain concerns **Predictive Maintenance**.

Individual facilities usually possess visibility only into the equipment operating within their own environments. Consequently, their ability to recognize systemic degradation patterns may be limited.

The table highlights how cross-facility intelligence enables fleet-wide analysis of equipment behavior and degradation trends. By combining observations from multiple facilities, organizations can identify common failure modes, correlate operational conditions with reliability outcomes, and coordinate maintenance strategies more effectively.

This approach transforms predictive maintenance from a facility-specific activity into a coordinated enterprise capability that improves asset reliability and reduces downtime.

Coordinating Energy and Sustainability Objectives

Energy-management decisions provide another example of the difference between local and system-level optimization.

When facilities optimize energy usage independently, they typically focus on site-specific consumption patterns and operational requirements. While effective locally, such strategies may overlook opportunities created by regional energy markets, renewable generation availability, or coordinated demand management.

The table demonstrates how cross-facility cognitive intelligence enables broader analysis of

energy consumption patterns across distributed facilities. By coordinating demand response, energy storage utilization, and workload scheduling, organizations can reduce overall energy costs and improve sustainability performance while preserving local operating requirements.

Optimizing Logistics and Transportation Networks

Transportation systems are inherently interconnected, making them particularly well suited for enterprise-level optimization.

The table illustrates that local routing decisions often fail to account for regional transportation conditions, network-wide disruptions, infrastructure limitations, and broader inventory flows. As a result, facilities operating independently may inadvertently contribute to congestion, inefficiency, or unnecessary transportation costs.

Cross-facility intelligence overcomes these limitations by integrating information from vehicles, distribution centers, warehouses, and transportation networks. This broader perspective enables coordinated routing, scheduling, and resource utilization strategies that improve overall logistics performance.

Expanding Risk Awareness Beyond Local Boundaries

Another important optimization domain is **Operational Risk Intelligence**.

Facilities commonly identify risks based on local observations and conditions. While valuable, this perspective may not reveal emerging threats that span multiple locations.

The table demonstrates how cross-site anomaly correlation and enterprise-wide intelligence create broader situational awareness. By comparing observations from multiple facilities, organizations can identify systemic risks earlier and respond more effectively.

This capability transforms risk management from a reactive local activity into a proactive enterprise function.

Optimizing Distributed Computational Infrastructure

As industrial AI systems become increasingly sophisticated, computational infrastructure itself becomes an important optimization target.

Facilities operating independently often utilize only their own computing resources, potentially leading to resource imbalances and underutilized capacity. The table shows how enterprise-level orchestration enables computational workloads to be distributed across edge devices, facility servers, regional platforms, and cloud resources.

This approach improves infrastructure utilization while balancing communication costs, latency requirements, energy consumption, and processing capacity.

Supply Chain Optimization Through Enterprise Intelligence

The table also highlights the role of cognitive intelligence in **Supply Chain Optimization**.

Supply chains represent complex networks of suppliers, transportation systems, inventories, production facilities, and customers. Local decision-making rarely offers sufficient visibility into these interdependencies.

Through enterprise-wide intelligence and predictive analytics, organizations can identify vulnerabilities, anticipate disruptions, coordinate inventories, and improve planning activities across the supply network. This leads to increased operational continuity and resilience.

Strategic Decision Support and Enterprise Awareness

The final optimization domain concerns **Strategic Decision Support**.

Perhaps the most significant advantage of cross-facility cognitive intelligence is its ability to provide organizational leaders with a comprehensive understanding of enterprise operations. Local decisions frequently lack exposure to broader organizational conditions, historical trends, and future opportunities.

The table illustrates how enterprise forecasting, global situational awareness, and coordinated intelligence support more informed strategic planning and investment decisions. This capability enables organizations to align operational activities with long-term objectives while remaining responsive to changing conditions.

System-Level Optimization as Collective Intelligence

A broader theme emerging from Table 9.2-A12 is that system-level optimization depends upon collective intelligence rather than isolated analysis. Every facility contributes operational knowledge, but value is created when those contributions are integrated into a broader understanding of organizational behavior.

The table demonstrates that optimization opportunities frequently emerge from relationships among facilities rather than from conditions within individual sites. By recognizing and exploiting these relationships, organizations can achieve performance improvements that would otherwise remain inaccessible.

Overall Significance

Overall, Table 9.2-A12 illustrates how cross-facility cognitive intelligence transforms industrial

optimization from a collection of local improvement efforts into a coordinated enterprise capability. By integrating information, resources, forecasts, risks, and operational objectives across multiple facilities, organizations gain the ability to optimize production, maintenance, energy utilization, logistics, supply chains, computational infrastructure, and strategic planning from a system-wide perspective. The result is a more resilient, adaptive, and intelligently coordinated industrial ecosystem in which local actions contribute directly to broader organizational success and long-term enterprise performance.

Global Production and Resource Optimization

One of the most significant applications of system-level optimization is the coordination of production activities across multiple facilities. Cloud-based optimization platforms can evaluate:

- Enterprise demand forecasts.
- Inventory levels.
- Equipment availability.
- Workforce capacity.
- Material availability.
- Transportation constraints.
- Production capabilities.

Rather than maximizing output at each facility independently, AI systems can distribute workloads across facilities according to enterprise objectives and operational conditions. Production tasks may be reallocated dynamically to facilities with available capacity, favorable production conditions, or lower operational costs.

This approach improves:

- Production efficiency.
- Inventory balance.
- Resource utilization.
- Delivery reliability.
- Supply-chain performance.

while reducing bottlenecks and unnecessary redundancy.

Cross-Facility Predictive Maintenance

Predictive maintenance becomes significantly more powerful when operational intelligence is aggregated across multiple facilities.

A single facility may observe degradation in a small number of assets, limiting its ability to identify broader reliability trends. By contrast, enterprise-wide maintenance intelligence can evaluate equipment populations distributed across many operational environments.

Cross-facility analysis enables organizations to:

- Detect common failure modes.
- Identify systemic equipment vulnerabilities.
- Correlate environmental and operational influences.
- Forecast maintenance demand.
- Coordinate maintenance-resource allocation.

Maintenance activities can subsequently be scheduled according to:

- Equipment criticality.
- Production priorities.
- Spare-parts availability.
- Technician availability.
- Enterprise operational objectives.

This enables more efficient maintenance planning and reduces the risk of large-scale equipment disruptions.

Regional Energy and Sustainability Optimization

Modern industrial enterprises increasingly pursue sustainability objectives alongside operational goals.

Cross-facility cognitive intelligence enables coordinated management of:

- Energy consumption.
- Renewable-energy integration.
- Energy storage resources.

- Demand-response programs.
- Carbon-emission reduction initiatives.

AI systems can evaluate regional electricity pricing, renewable-generation forecasts, energy-storage status, facility-demand profiles, and grid conditions to determine how workloads are distributed across facilities.

For example, noncritical operations may be shifted to periods of lower energy prices or greater renewable-energy availability. Energy-intensive processes may be coordinated across facilities to avoid regional peak-demand periods.

Such coordination improves both sustainability performance and operational economics.

Fleet-Wide Logistics and Transportation Coordination

Transportation systems represent another area where system-level optimization produces significant benefits.

Individual facilities typically optimize routing decisions based on local conditions. However, transportation networks operate as interconnected systems influenced by regional traffic conditions, weather events, infrastructure availability, and demand fluctuations.

Cross-facility cognitive intelligence integrates information from:

- Vehicles.
- Distribution centers.
- Warehouses.
- Transportation networks.
- Infrastructure systems.

AI models can then optimize:

- Fleet assignments.
- Delivery schedules.
- Transportation routes.
- Inventory movements.
- Resource allocation.

This broader perspective allows organizations to adapt rapidly to disruptions while improving utilization of transportation assets throughout the enterprise.

Cross-Site Operational Risk Intelligence

System-level optimization extends beyond efficiency and productivity into the domain of risk management.

An anomaly observed at a single facility may represent an isolated event or the earliest indication of a larger organizational issue. Enterprise-wide intelligence platforms can correlate:

- Equipment anomalies.
- Environmental observations.
- Cybersecurity indicators.
- Operational disruptions.
- Supply-chain events.
- Infrastructure conditions.

By identifying emerging patterns across multiple facilities, organizations can develop early-warning capabilities that significantly exceed the observational capacity of individual sites.

For example, several geographically distributed facilities may experience similar equipment anomalies over a short period. Although each facility might classify the event as a local maintenance issue, enterprise analytics may recognize the pattern as evidence of a systemic design flaw or supplier-related defect.

This capability enables proactive risk mitigation before disruptions become widespread.

Enterprise-Wide Computational Resource Optimization

System-level optimization can also be applied to the digital infrastructure supporting industrial AI.

Modern organizations often operate distributed computing environments consisting of:

- Embedded AI devices.
- Edge servers.
- Regional computing platforms.
- Cloud resources.

- Hybrid AI infrastructures.

AI orchestration systems can evaluate workload-execution locations according to:

- Available computational capacity.
- Communication latency.
- Energy consumption.
- Resource costs.
- Application deadlines.
- Security requirements.

This allows organizations to dynamically allocate model training, inference workloads, analytics pipelines, and storage activities across distributed infrastructure resources.

The result is improved computational efficiency, reduced operational cost, and better utilization of AI infrastructure assets.

From Local Efficiency to System Intelligence

A key characteristic of system-level optimization is that it expands the scope of decision-making beyond individual operational objectives. Local decisions are evaluated within a broader enterprise context that considers interactions among facilities, resources, and organizational goals.

This shift produces several important capabilities:

- Enterprise-wide situational awareness.
- Coordinated resource utilization.
- Proactive operational planning.
- Distributed risk management.
- Cross-facility learning.
- Collective optimization.
- Organizational adaptability.

In effect, the industrial enterprise evolves from a collection of independently optimized facilities into a coordinated intelligence ecosystem capable of acting on behalf of the broader

organization.

Collective Cognitive Optimization

The defining advantage of cross-facility cognitive intelligence is its ability to reveal relationships and opportunities that remain invisible from local perspectives.

A manufacturing facility may detect a recurring vibration anomaly. A logistics center may observe delivery delays. An energy-management platform may identify rising consumption. Examined individually, these observations appear unrelated. Examined collectively, they may reveal a broader pattern involving supply-chain changes, equipment degradation, environmental conditions, or operational resource constraints.

Through collective analysis, AI systems transform distributed observations into actionable organizational knowledge. This creates an environment in which every participating facility contributes to and benefits from enterprise-wide intelligence.

While Table 9.2-A12 identifies the principal domains in which cross-facility cognitive intelligence enables system-level optimization, the relationships among these optimization activities become more apparent when viewed as components of an integrated enterprise intelligence architecture. In practice, production planning, predictive maintenance, energy management, logistics coordination, risk assessment, and computational resource optimization do not occur as independent activities. Rather, they depend upon a shared foundation of distributed intelligence, enterprise learning, predictive analytics, and coordinated decision-making. As information flows among facilities and is transformed through cognitive processing layers, organizations gain the ability to evaluate performance and resource utilization from a system-wide perspective. Figure 9.2-A12 illustrates this progression, showing how distributed facilities contribute to a shared cognitive environment that produces coordinated actions, continuous learning, and enterprise-wide optimization outcomes.

Figure 9.2-A12 presents an architectural view of system-level optimization enabled by cross-facility cognitive intelligence. The figure illustrates how operational intelligence generated by geographically distributed facilities is aggregated into a shared cognitive layer that supports enterprise learning, predictive analytics, federated intelligence, and global optimization. These capabilities feed a system-level optimization engine that generates coordinated decisions across multiple operational domains, including production, maintenance, logistics, energy management, risk mitigation, and computational resource allocation. The resulting actions are implemented across the enterprise and continuously refined through feedback and learning mechanisms, creating an adaptive and self-improving industrial ecosystem.

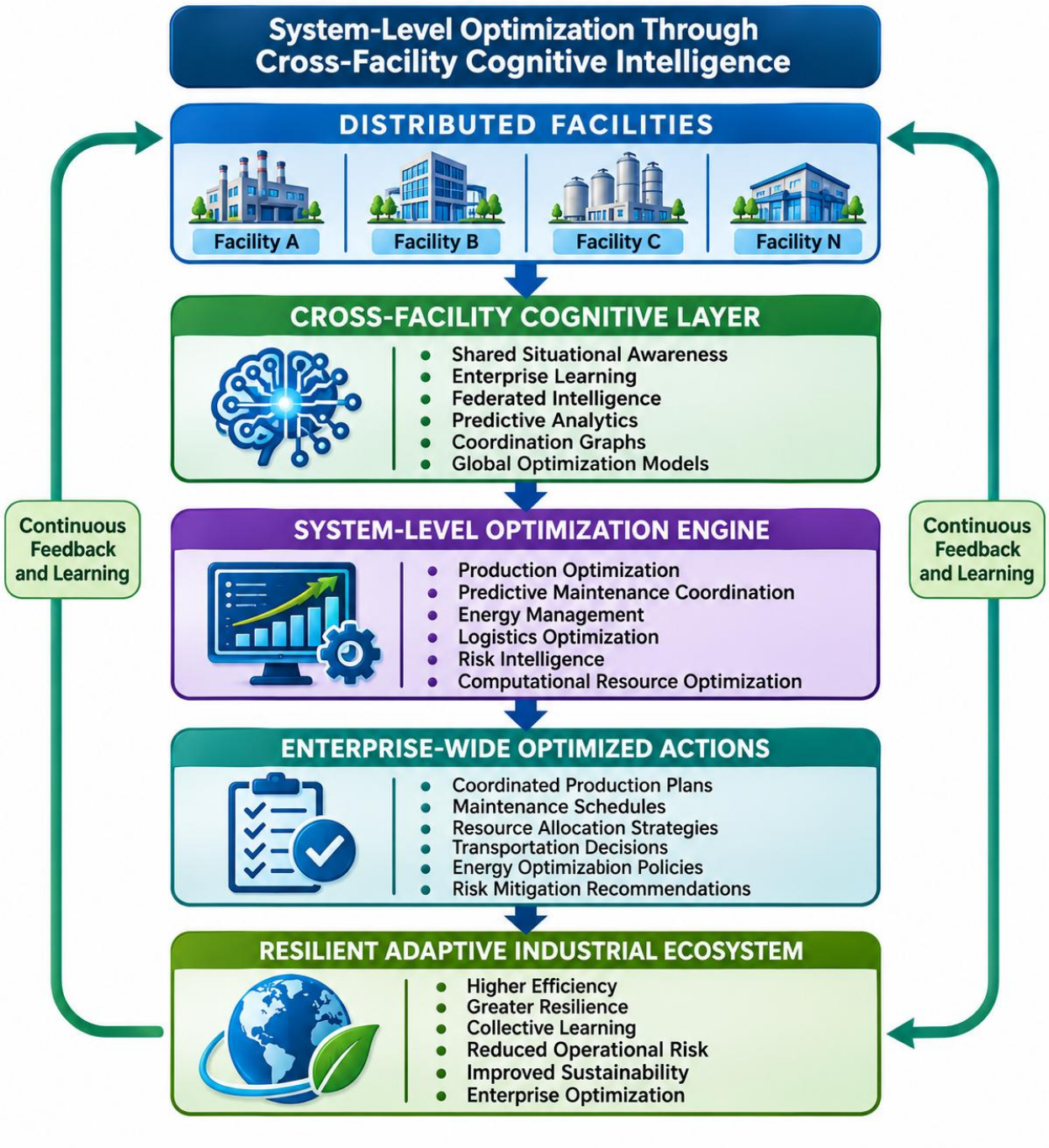

Figure 9.2-A12 – System-Level Optimization Through Cross-Facility Cognitive Intelligence

The figure illustrates how operational intelligence generated by distributed facilities is transformed into enterprise-wide optimization through a layered cognitive architecture. Shared situational awareness, federated intelligence, predictive analytics, coordination graphs, and global optimization models collectively support system-level decision-making across production, maintenance, logistics, energy management, risk mitigation, and computational resource allocation. Feedback and learning

mechanisms continuously refine enterprise knowledge and operational strategies, enabling resilient, adaptive, and optimized industrial ecosystems.

Legend

Figure Element	***Description***
Distributed Facilities	*Geographically distributed manufacturing plants, operational sites, warehouses, infrastructure assets, logistics hubs, and other facilities contributing operational intelligence.*
Facility A, B, C, N	*Representative facilities participating in enterprise-scale cognitive coordination and optimization processes.*
Cross-Facility Cognitive Layer	*Enterprise intelligence layer responsible for integrating operational knowledge from multiple facilities and generating global situational awareness.*
Shared Situational Awareness	*Collective understanding of operational conditions, resource status, equipment health, and environmental factors across the enterprise.*
Enterprise Learning	*Organizational learning capability derived from accumulated operational experience across multiple facilities.*
Federated Intelligence	*Collaborative intelligence generation through distributed learning and knowledge sharing.*
Predictive Analytics	*Forecasting and pattern-recognition capabilities applied to enterprise-wide operational information.*
Coordination Graphs	*Graph-based representations of facility relationships, operational dependencies, and resource interactions.*
Global Optimization Models	*Enterprise-scale optimization frameworks supporting coordinated decision-making.*
System-Level Optimization Engine	*Decision-making layer responsible for evaluating enterprise-wide objectives and generating coordinated optimization strategies.*

Production Optimization	*Enterprise coordination of production schedules, capacity planning, and workload distribution.*
Predictive Maintenance Coordination	*Organization-wide maintenance planning and reliability management activities.*
Energy Management	*Optimization of energy consumption, storage, demand response, and sustainability objectives.*
Logistics Optimization	*Coordination of transportation, distribution, and inventory-management activities.*
Risk Intelligence	*Detection and mitigation of emerging operational, technical, and organizational risks.*
Computational Resource Optimization	*Allocation of workloads across distributed edge and cloud computing resources.*
Enterprise-Wide Optimized Actions	*Coordinated strategies generated by the optimization engine and propagated throughout the enterprise.*
Coordinated Production Plans	*Production schedules optimized across multiple facilities.*
Maintenance Schedules	*Maintenance coordination strategies generated through enterprise intelligence.*
Resource Allocation Strategies	*Enterprise-wide recommendations regarding resource usage and distribution.*
Transportation Decisions	*Coordinated logistics and routing decisions.*
Energy Optimization Policies	*Enterprise-driven guidance supporting energy efficiency and sustainability.*
Risk Mitigation Recommendations	*Actions designed to reduce operational uncertainties and emerging threats.*

Resilient Adaptive Industrial Ecosystem	*The organizational outcome achieved through enterprise-scale optimization and continuous learning.*
Higher Efficiency	*Improved productivity and resource utilization.*
Greater Resilience	*Enhanced ability to withstand disruptions and operating uncertainties.*
Collective Learning	*Enterprise improvement through shared experience and distributed intelligence.*
Reduced Operational Risk	*Lower exposure to equipment failures, resource shortages, and operational disruptions.*
Improved Sustainability	*More efficient and environmentally responsible operations.*
Enterprise Optimization	*Continuous improvement of organizational performance.*
Continuous Feedback and Learning	*Closed-loop process through which operational outcomes continuously refine future intelligence and optimization strategies.*

Understanding System-Level Optimization

Figure 9.2-A12 illustrates the culmination of the hybrid decision pipeline described throughout this section. Whereas earlier stages focused on generating local intelligence, extracting semantic knowledge, aggregating information, synchronizing distributed systems, and propagating policies, this figure demonstrates how those capabilities converge to produce enterprise-scale optimization. The architecture highlights the transformation of distributed operational knowledge into coordinated actions that improve the performance of the industrial ecosystem as a whole.

A central message of the figure is that optimization occurs not at the level of individual facilities but across the broader network of facilities, assets, resources, and operational processes.

Distributed Facilities as Sources of Enterprise Intelligence

The optimization process begins with the **Distributed Facilities** layer.

Each participating facility generates intelligence regarding equipment health, production activity, resource utilization, environmental conditions, logistics operations, and operational

performance. Although each facility possesses only a partial view of enterprise activity, collectively these facilities generate a rich body of organizational knowledge.

The figure emphasizes that enterprise optimization depends upon contributions from all participating sites rather than relying on information from a single facility.

Cross-Facility Cognitive Intelligence as the Integration Layer

The **Cross-Facility Cognitive Layer** performs the critical function of transforming distributed observations into shared organizational understanding.

This layer combines:

- Shared situational awareness.
- Enterprise learning.
- Federated intelligence.
- Predictive analytics.
- Coordination graphs.
- Global optimization models.

Together, these capabilities enable the enterprise to move beyond isolated observations and develop a holistic understanding of operational behavior across the entire ecosystem.

The figure demonstrates that cognitive intelligence is not generated by a single analytical process but through the interaction of multiple complementary AI capabilities.

Enterprise Learning and Predictive Reasoning

The inclusion of enterprise learning and predictive analytics illustrates the importance of historical knowledge and forecasting within system-level optimization.

Rather than reacting exclusively to current conditions, the enterprise can anticipate future requirements, emerging risks, equipment failures, resource constraints, and changes in demand. This anticipatory capability enables proactive rather than reactive decision-making.

As a result, optimization extends beyond current performance and encompasses future operational conditions.

Optimization as an Enterprise Decision Process

The **System-Level Optimization Engine** represents the decision-making core of the architecture.

Using information supplied by the cognitive layer, the engine evaluates competing objectives and generates recommendations across several optimization domains. Production activities, maintenance schedules, energy usage, logistical operations, risk management strategies, and computational workloads are all considered simultaneously.

This integrated perspective helps prevent the fragmentation that often occurs when optimization is performed independently within separate operational domains.

The figure therefore reinforces the principle that effective enterprise optimization requires coordinated reasoning across multiple interconnected systems.

Translating Intelligence into Coordinated Actions

The next architectural layer, **Enterprise-Wide Optimized Actions**, illustrates how intelligence is converted into executable strategies.

These actions include:

- Coordinated production plans.
- Maintenance schedules.
- Resource-allocation strategies.
- Transportation decisions.
- Energy-management policies.
- Risk-mitigation recommendations.

The figure demonstrates that optimization is valuable only when analytical results are translated into operational actions capable of influencing system behavior.

This layer therefore serves as the bridge between enterprise intelligence and physical operations.

Creating a Resilient Adaptive Industrial Ecosystem

The final layer of the figure illustrates the broader organizational outcomes achieved through system-level optimization.

These outcomes include:

- Higher efficiency.
- Greater resilience.

- Collective learning.
- Reduced operational risk.
- Improved sustainability.
- Enterprise-wide optimization.

A significant insight conveyed by the figure is that these benefits emerge collectively from the interaction of multiple optimization processes rather than from any single technology or algorithm.

The industrial ecosystem becomes adaptive because intelligence is continuously generated, applied, evaluated, and refined across the enterprise.

Continuous Feedback and Organizational Learning

The feedback loops positioned on both sides of the architecture reinforce the idea that optimization is a continuous process.

Operational outcomes generated by enterprise actions become new learning opportunities that improve future forecasting, optimization, and decision-making activities. As conditions evolve, the enterprise continuously adapts through successive cycles of observation, learning, optimization, execution, and feedback.

The figure therefore depicts a self-improving organizational intelligence system rather than a static optimization framework.

Overall Significance

Overall, Figure 9.2-A12 illustrates how cross-facility cognitive intelligence enables industrial enterprises to evolve from collections of independently optimized facilities into coordinated, self-learning operational ecosystems. By integrating distributed intelligence, predictive reasoning, enterprise learning, optimization engines, and continuous feedback processes, organizations gain the ability to improve performance at the level of the entire industrial system. The resulting architecture supports greater efficiency, resilience, sustainability, and adaptability while enabling local facilities to contribute to and benefit from collective enterprise intelligence.

Ultimately, system-level optimization represents the culmination of the hybrid decision pipeline. Intelligence generated locally is abstracted, aggregated, synchronized, analyzed, propagated, adapted, and ultimately applied to optimize the performance of the industrial ecosystem as a whole. The result is a continuously learning and self-improving operational environment in

which local intelligence and global intelligence reinforce one another to create resilient, adaptive, and highly optimized industrial systems.

The discussion of **System-Level Optimization Through Cross-Facility Cognitive Intelligence** has demonstrated how distributed facilities can collectively improve production planning, maintenance coordination, logistics management, energy utilization, risk mitigation, and computational resource allocation by leveraging enterprise-wide intelligence. Through cross-facility cognitive learning and coordinated optimization, organizations gain the ability to identify opportunities and dependencies that extend far beyond the visibility of individual sites. However, as facilities become increasingly interconnected and intelligence sharing expands across organizational boundaries, an equally important challenge emerges: how to preserve the autonomy, security, governance controls, and operational integrity of participating facilities while still enabling enterprise-wide coordination.

This challenge introduces the next critical dimension of cross-facility AI coordination: **Preserving Local Autonomy, Data Governance, and Operational Security**. Although system-level optimization benefits from shared intelligence and coordinated decision-making, facilities must retain control over their operational processes, sensitive data, regulatory obligations, and cybersecurity requirements. Not all information can be freely exchanged, not all policies can be uniformly applied, and not all decisions are centralized. Effective hybrid decision pipelines therefore require architectural mechanisms that balance collaboration with independence, intelligence sharing with data protection, and enterprise optimization with local authority. By establishing robust governance frameworks, security controls, and autonomy-preserving coordination mechanisms, organizations can achieve the advantages of distributed cognitive intelligence without compromising operational sovereignty, regulatory compliance, or cybersecurity resilience.

vi. Preserving Local Autonomy, Data Governance, and Operational Security

While cross-facility cognitive intelligence enables enterprise-wide learning, coordinated decision-making, and system-level optimization, it also introduces significant architectural, operational, cybersecurity, and governance challenges. As organizations expand the scope of intelligence sharing across facilities, the degree of interdependence among those facilities likewise increases. Information, models, policies, optimization directives, and decision-support recommendations flow across organizational boundaries, creating new opportunities for collaboration but also introducing additional risks related to confidentiality, privacy, cybersecurity, operational integrity, regulatory compliance, and decision authority.

Consequently, successful cross-facility AI coordination must be designed around a critical principle: **greater coordination must not come at the expense of local control**.

Industrial facilities frequently operate under unique legal, contractual, operational, environmental, and cybersecurity constraints. A manufacturing facility supplying defense components may be subject to significantly different information-sharing restrictions than a commercial production facility. Energy infrastructure operators, healthcare environments, transportation systems, and critical infrastructure providers likewise face distinct governance and regulatory requirements. Additionally, facilities often employ different equipment populations, software platforms, workforce structures, operational procedures, and risk-management frameworks.

As a result, hybrid decision pipelines cannot assume unrestricted information sharing, unrestricted model deployment, or centralized control of operational decisions. Instead, they must establish mechanisms that preserve facility autonomy while still enabling beneficial cross-facility intelligence exchange.

The challenge is therefore not simply protecting information. It is achieving an effective balance among:

- Enterprise collaboration.
- Operational independence.
- Data governance.
- Cybersecurity.
- Regulatory compliance.
- Safety assurance.
- Organizational accountability.

To achieve this balance, several architectural principles become essential.

The benefits of cross-facility cognitive intelligence depend upon the ability to share knowledge, coordinate decisions, and synchronize learning across distributed environments. However, these capabilities must be implemented without compromising the operational independence, confidentiality requirements, cybersecurity posture, or regulatory obligations of participating facilities. As industrial organizations increasingly connect autonomous systems across geographic and organizational boundaries, governance and security become foundational architectural concerns rather than supplementary controls. Effective cross-facility AI ecosystems

therefore require mechanisms that regulate information exchange, verify the integrity of intelligence products, preserve local decision authority, and maintain operational resilience in the presence of failures or disruptions. Table 9.2-A13 summarizes the principal governance, autonomy-preservation, and security mechanisms that enable organizations to balance enterprise-wide coordination with local control and operational integrity.

Table 9.2-A13 presents the primary mechanisms used to preserve local autonomy, data governance, and operational security within cross-facility AI ecosystems. The table identifies key governance principles, their objectives, representative implementation mechanisms, and the organizational benefits they provide. Together, these mechanisms establish the trust, accountability, resilience, and security foundations required for large-scale distributed intelligence systems. The table illustrates that successful cross-facility coordination depends not only on advanced AI capabilities but also on disciplined governance practices that ensure collaboration occurs in a secure, controlled, and operationally responsible manner.

Table 9.2-A13 – Mechanisms for Preserving Local Autonomy, Data Governance, and Operational Security in Cross-Facility AI Ecosystems

Governance and Security Principle	Primary Objective	Implementation Mechanisms	Organizational Benefit
Data Minimization	Limit unnecessary information exchange	Semantic abstraction, aggregation, purpose-limited sharing	Reduced exposure and improved efficiency
Privacy-Preserving Learning	Protect sensitive operational information	Federated learning, secure aggregation, differential privacy	Collaborative learning without unrestricted data disclosure
Authenticated Communication	Verify identities and communication integrity	PKI, digital certificates, cryptographic signatures, secure channels	Trusted cross-facility communication
Model Integrity Validation	Ensure authenticity and correctness of AI artifacts	Hash verification, version control, integrity checks, deployment validation	Reliable model deployment

Facility-Specific Policy Enforcement	Preserve local authority and compliance	Constraint evaluation, policy reconciliation, local governance rules	Operational independence and regulatory compliance
Controlled Autonomy	Support operation during coordination disruptions	Local fallback policies, autonomous control modes, offline operation capability	Increased resilience and continuity
Operational Traceability	Maintain accountability and auditability	Logging, provenance tracking, decision histories, deployment records	Governance and transparency
Coordinated Recovery and State Reconciliation	Restore consistency after disruptions	State synchronization, conflict resolution, version reconciliation	Reliable resumption of coordinated operation

Understanding Governance in Distributed AI Ecosystems

Table 9.2-A13 demonstrates that effective cross-facility intelligence requires more than sophisticated learning algorithms and optimization frameworks. As information, models, and decision-support recommendations move across organizational boundaries, the risks associated with data exposure, unauthorized access, model corruption, operational disruption, and policy conflicts increase significantly. Consequently, governance mechanisms become essential components of the architecture.

A central theme emerging from the table is that governance and security function as enabling mechanisms for intelligence sharing rather than as barriers to it. Rather, they are enabling mechanisms that allow organizations to collaborate with confidence while maintaining control over critical operational resources and sensitive information.

Limiting Exposure Through Data Minimization

The first governance principle, **Data Minimization**, addresses the challenge of unnecessary information sharing.

Industrial facilities often generate enormous volumes of operational data, much of which may be irrelevant to enterprise-level coordination tasks. Transmitting excessive information increases

storage requirements, communication overhead, and cybersecurity exposure while potentially creating regulatory or confidentiality concerns.

The table shows that semantic abstraction, aggregation, and purpose-limited information exchange help ensure that only information required for specific analytical objectives is shared. This approach improves scalability while reducing operational risk.

Importantly, data minimization supports both efficiency and governance objectives simultaneously.

Protecting Sensitive Information Through Privacy-Preserving Learning

The second principle, **Privacy-Preserving Learning**, reflects the growing importance of collaborative intelligence generation without unrestricted data access.

Many industrial organizations must protect proprietary processes, operational strategies, customer-related information, and other sensitive assets. Direct data sharing may be undesirable or prohibited in many environments.

The table highlights mechanisms such as federated learning, secure aggregation, and differential privacy as methods for enabling distributed learning while limiting the exposure of underlying datasets.

This capability allows organizations to benefit from enterprise-wide learning without sacrificing control over local information assets.

Establishing Trust Through Authenticated Communication

Cross-facility intelligence systems depend heavily on trust among participants.

The **Authenticated Communication** mechanism ensures that facilities can verify both the origin and integrity of information exchanged throughout the ecosystem. Digital certificates, cryptographic signatures, identity-management systems, and secure communication protocols provide confidence that intelligence products originate from authorized sources and have not been altered during transmission.

The table illustrates that trusted communication serves as the foundation for all higher-level coordination activities because organizations cannot effectively collaborate without confidence in the information they receive.

Preserving AI Reliability Through Model Integrity Validation

As AI models become increasingly influential in operational decision-making, protecting model integrity becomes a critical governance requirement.

The table identifies **Model Integrity Validation** as a mechanism for ensuring that deployed AI artifacts are authentic, approved, and compatible with local operating environments. Integrity checks, version validation, deployment testing, and performance evaluation procedures help prevent corrupted, unauthorized, or incompatible models from affecting operational systems.

This capability is particularly important because model-related failures can propagate rapidly across distributed infrastructures if not properly controlled.

Maintaining Local Authority Through Facility-Specific Policy Enforcement

One of the most important concepts represented in the table is **Facility-Specific Policy Enforcement**.

Although enterprise-level intelligence may generate recommendations and optimization strategies, local facilities remain responsible for safe and compliant operation. Global objectives cannot automatically override regulatory requirements, equipment limitations, safety constraints, or operating procedures unique to a particular facility.

The table demonstrates that local policy-enforcement mechanisms act as decision filters that evaluate incoming recommendations before implementation. This preserves facility autonomy while allowing sites to benefit from enterprise intelligence.

As a result, organizational coordination is achieved without sacrificing local accountability.

Supporting Resilience Through Controlled Autonomy

The principle of **Controlled Autonomy** addresses the reality that cross-facility coordination infrastructures may experience faults, communication interruptions, or periods of degraded operation.

Facilities must therefore retain the ability to continue essential operations even when disconnected from centralized coordination services. Local fallback policies, autonomous operating modes, and independent decision capabilities provide this resilience.

The table highlights that controlled autonomy improves continuity and fault tolerance by preventing communication disruptions from immediately affecting critical operational functions.

Ensuring Accountability Through Operational Traceability

As distributed AI systems become more complex, organizations require visibility into how decisions are made and how intelligence products influence operations.

The table identifies **Operational Traceability** as a governance mechanism that records policies, model deployments, decision histories, and operational outcomes. These records support auditability, compliance verification, incident investigation, and performance assessment.

Traceability also enhances organizational trust because decision processes can be examined and explained after deployment.

Recovering from Disruption Through State Reconciliation

The final principle, **Coordinated Recovery and State Reconciliation**, addresses the challenge of restoring consistency after operational disruptions.

Facilities may operate temporarily with different model versions, synchronization states, or policy configurations. State-reconciliation mechanisms identify and resolve these inconsistencies once communication is restored.

The table demonstrates that effective recovery depends not only on reconnecting systems but also on verifying information consistency and restoring coordinated operation in a controlled manner.

This capability is essential for maintaining long-term integrity within distributed AI ecosystems.

Governance as the Foundation of Trustworthy Coordination

A broader insight emerging from Table 9.2-A13 is that governance mechanisms collectively establish the trust framework necessary for enterprise-scale collaboration. Data minimization reduces exposure, privacy-preserving learning protects sensitive information, authenticated communication establishes trust, model validation ensures reliability, policy enforcement preserves local authority, controlled autonomy enhances resilience, traceability supports accountability, and reconciliation maintains consistency.

Together, these mechanisms enable organizations to expand intelligence-sharing capabilities without creating unacceptable operational or cybersecurity risks.

Overall Significance

Overall, Table 9.2-A13 demonstrates that preserving local autonomy, data governance, and operational security is not separate from cross-facility intelligence but is fundamental to its success. Distributed AI ecosystems can only achieve sustainable collaboration when intelligence-sharing mechanisms are supported by robust governance, security, and autonomy-preservation frameworks. By balancing enterprise-wide coordination with local operational control, these mechanisms enable organizations to realize the benefits of collective intelligence while maintaining security, regulatory compliance, operational resilience, and organizational trust. In

this way, governance serves as the foundation upon which scalable, secure, and trustworthy cross-facility AI ecosystems are built.

Data Minimization and Purpose-Limited Information Exchange

The first principle is **data minimization**.

Cross-facility intelligence systems exchange only the information necessary to support the intended analytical, learning, or coordination objectives. Excessive information sharing increases communication overhead, storage requirements, privacy risks, cybersecurity exposure, and governance complexity.

Rather than transmitting complete operational histories or raw sensor streams, facilities typically exchange:

- Semantic intelligence products.
- Feature representations.
- Summary statistics.
- Model updates.
- Aggregated performance indicators.
- Context-specific operational alerts.

Purpose-limited sharing ensures that data collection and distribution remain aligned with clearly defined operational objectives.

This approach supports both efficiency and governance.

Privacy-Preserving Learning and Distributed Intelligence

Modern industrial environments often contain sensitive operational information, proprietary manufacturing processes, customer-related data, and confidential business intelligence.

Consequently, collaborative learning mechanisms must protect sensitive information while enabling organizational learning.

Several privacy-preserving techniques are commonly applied:

- Federated learning.
- Secure aggregation.
- Differential privacy.

- Homomorphic encryption.
- Trusted execution environments.
- Encrypted model-update protocols.

These mechanisms allow facilities to contribute knowledge to organizational learning systems without requiring unrestricted disclosure of local operational data.

Importantly, privacy preservation is not synonymous with security. Each approach introduces tradeoffs among analytical accuracy, computational cost, communication requirements, and privacy protection levels. Organizations must therefore select protection mechanisms according to operational requirements and risk tolerance.

Authenticated Communication and Trust Management

Cross-facility intelligence systems depend upon trust.

Before operational information, model updates, policy directives, or optimization recommendations can be exchanged, participating facilities must verify the authenticity of both the sender and the received content.

Authenticated communication architectures commonly incorporate:

- Digital certificates.
- Public-key infrastructure (PKI).
- Cryptographic signatures.
- Secure communication channels.
- Identity and access management systems.
- Zero-trust security architectures.

These mechanisms help ensure that intelligence originates from authorized participants and has not been altered during transmission.

Trust management becomes particularly important in large industrial ecosystems involving multiple organizations, suppliers, cloud services, and infrastructure providers.

Model Integrity and Update Validation

As AI systems become central to operational decision-making, protecting the integrity of AI models becomes increasingly important.

Cross-facility architectures must verify:

- Model authenticity.
- Parameter integrity.
- Version consistency.
- Deployment compatibility.
- Training provenance.
- Learning contribution validity.

Incoming model updates, optimization policies, and decision-support algorithms undergo validation before deployment.

Common validation activities include:

- Integrity verification.
- Security assessment.
- Performance testing.
- Safety evaluation.
- Compatibility analysis.
- Controlled rollout procedures.
- Rollback capability verification.

These controls reduce the likelihood that corrupted, incompatible, or unauthorized updates will influence facility operations.

Facility-Specific Policy Enforcement

A key characteristic of hybrid industrial intelligence is that enterprise objectives do not automatically supersede local requirements.

Global recommendations must remain compatible with:

- Local safety constraints.
- Operational procedures.
- Regulatory requirements.

- Environmental conditions.
- Equipment limitations.
- Organizational policies.

Facility-specific enforcement mechanisms evaluate incoming policies against local constraints before implementation.

This process allows facilities to benefit from enterprise intelligence while maintaining responsibility for operational decisions that directly affect safety, compliance, and mission performance.

Consequently, policy propagation becomes an adaptive negotiation process rather than a centralized command mechanism.

Controlled Autonomy and Operational Independence

Cross-facility coordination enhances facility performance without creating excessive dependence on centralized infrastructure.

Facilities must retain the ability to:

- Continue critical operations during communication interruptions.
- Execute safety procedures independently.
- Maintain local situational awareness.
- Enforce local operational policies.
- Support autonomous decision-making when disconnected.

This concept, often referred to as **graceful degradation of coordination**, ensures that temporary loss of cloud access or coordination services does not result in the loss of essential operational capabilities.

In highly autonomous industrial systems, preserving operational independence is a critical resilience requirement.

Operational Traceability and Accountability

As decision-making becomes increasingly distributed across facilities, edge platforms, cloud systems, and autonomous agents, maintaining traceability becomes essential.

Organizations must be able to determine:

- What decisions were made.
- Which models influenced those decisions.
- Which data sources contributed to the outcome.
- Which policies were active at deployment.
- Which facilities participated in coordination activities.
- What operational consequences resulted.

Operational traceability supports:

- Auditability.
- Regulatory compliance.
- Root-cause analysis.
- Performance evaluation.
- Governance oversight.
- Incident investigation.

Without traceability, organizations may struggle to understand how distributed AI systems influence operational outcomes.

Coordinated Recovery and State Reconciliation

Finally, cross-facility systems must anticipate communication failures, synchronization disruptions, and inconsistent operational states.

Facilities may temporarily operate:

- Offline.
- Under degraded connectivity.
- With delayed updates.
- Using different model versions.
- Under differing synchronization schedules.

When connectivity is restored, systems require mechanisms capable of:

- Detecting inconsistencies.

- Reconciling operational states.
- Validating model versions.
- Resolving policy conflicts.
- Synchronizing decision histories.
- Restoring coordinated operation.

Effective reconciliation mechanisms help ensure that temporary disruptions do not create long-term inconsistencies throughout the broader enterprise ecosystem.

While Table 9.2-A13 identifies the principal mechanisms used to preserve autonomy, governance, and security within cross-facility AI ecosystems, these mechanisms are most meaningful when viewed within the broader architectural context in which they operate. In practice, data-protection controls, authentication frameworks, model-validation procedures, traceability services, and autonomy-preservation mechanisms do not function as isolated safeguards. Rather, they collectively form a governance layer that mediates the interaction between enterprise-wide intelligence and facility-level operations. This governance layer enables facilities to participate in collaborative learning and cross-facility optimization while retaining authority over local decisions, operational constraints, and security requirements. Figure 9.2-A13 illustrates this architecture and demonstrates how governance, security, and autonomy-preservation mechanisms enable trusted coordination without compromising local operational independence.

Figure 9.2-A13 presents a conceptual architecture for preserving local autonomy, data governance, and operational security within cross-facility AI ecosystems. The figure illustrates how enterprise-level coordination mechanisms interact with facility-level operations through an intermediate governance, security, and autonomy layer. This layer incorporates data-protection policies, privacy-preserving learning mechanisms, authentication services, model-integrity controls, policy-enforcement functions, operational traceability, and reconciliation processes. Together, these capabilities enable organizations to benefit from shared intelligence and coordinated optimization while maintaining regulatory compliance, cybersecurity assurance, operational resilience, and facility-level decision authority.

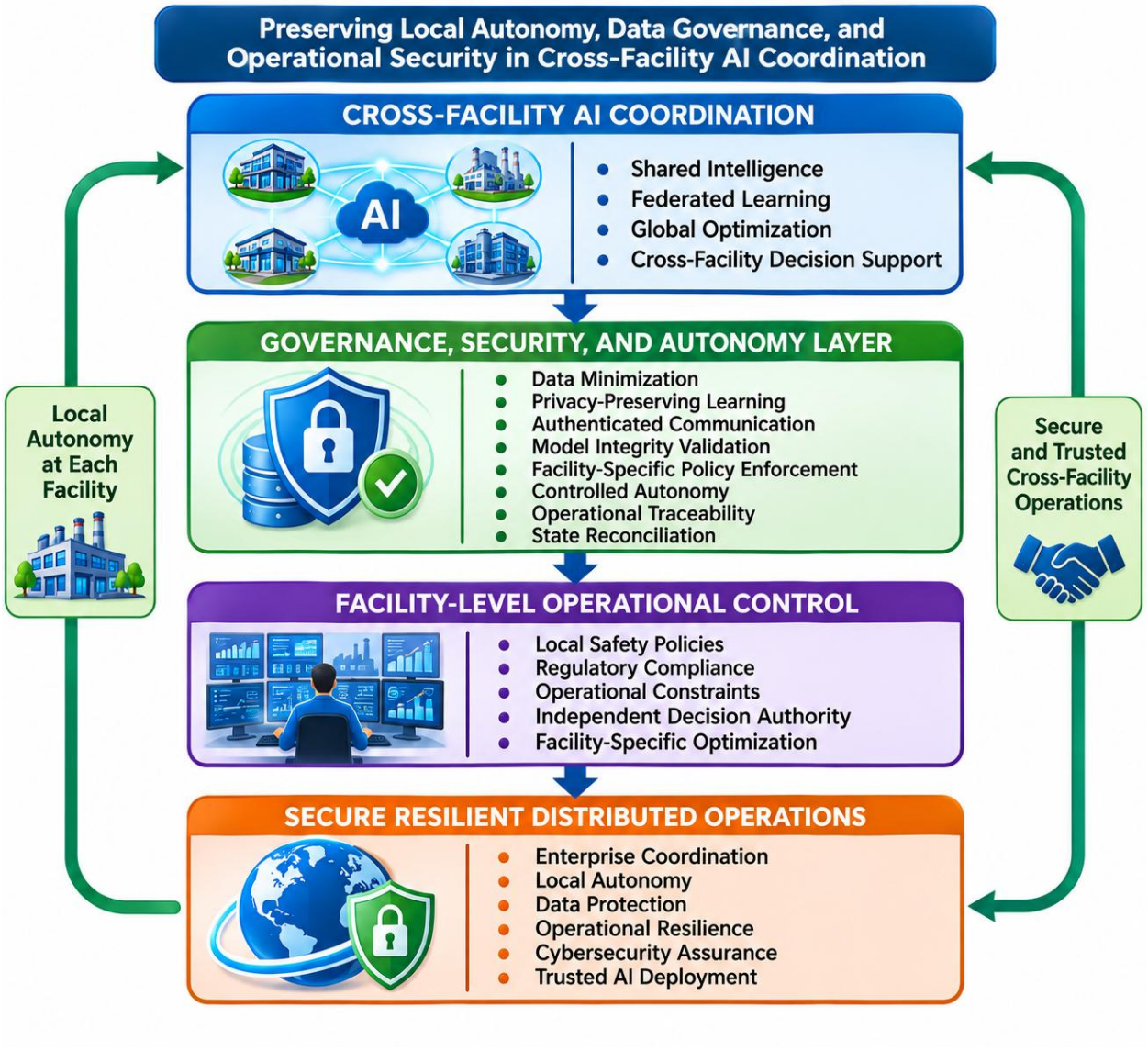

Figure 9.2-A13 – Preserving Local Autonomy, Data Governance, and Operational Security in Cross-Facility AI Coordination

The figure illustrates how governance, security, and autonomy-preservation mechanisms mediate interactions between enterprise-level AI coordination and facility-level operational control. Cross-facility intelligence sharing, federated learning, and global optimization capabilities are filtered through a governance layer that enforces data-protection policies, authenticates communications, validates model integrity, preserves local decision authority, and maintains operational traceability. This architecture enables organizations to achieve trusted cross-facility collaboration while protecting sensitive information, preserving operational independence, and maintaining cybersecurity and regulatory compliance.

Legend

Figure Element	*Description*
Cross-Facility AI Coordination	*Enterprise-level intelligence environment supporting knowledge sharing, federated learning, optimization, and collaborative decision support across multiple facilities.*
Shared Intelligence	*Operational knowledge and analytical insights exchanged among participating facilities.*
Federated Learning	*Distributed model-improvement framework enabling collaborative learning without centralizing all raw data.*
Global Optimization	*Enterprise-scale optimization processes that generate recommendations spanning multiple facilities and operational domains.*
Cross-Facility Decision Support	*Organizational intelligence services supporting coordinated planning and operational decision-making.*
Governance, Security, and Autonomy Layer	*Control boundary that ensures enterprise intelligence remains compatible with local governance, security, and operational requirements.*
Data Minimization	*Restriction of information sharing to operationally necessary data and intelligence products.*
Privacy-Preserving Learning	*Mechanisms that enable collaborative learning while protecting sensitive local information.*
Authenticated Communication	*Verification of identities, communication channels, and information sources before data exchange.*
Model Integrity Validation	*Verification that AI models, parameters, and updates are authentic, authorized, and compatible with local environments.*
Facility-Specific Policy Enforcement	*Evaluation of enterprise recommendations against local safety, regulatory, and operational constraints.*

Controlled Autonomy	*Preservation of local operational capabilities during disruptions or temporary loss of centralized coordination services.*
Operational Traceability	*Maintenance of records supporting auditing, accountability, and decision transparency.*
State Reconciliation	*Restoration of consistent operational states after communication disruptions or synchronization delays.*
Facility-Level Operational Control	*Local decision-making environment responsible for direct operational execution and compliance.*
Local Safety Policies	*Site-specific safety controls governing operational behavior.*
Regulatory Compliance	*Adherence to local laws, regulations, standards, and contractual obligations.*
Operational Constraints	*Technical, environmental, procedural, and organizational limitations affecting operations.*
Independent Decision Authority	*Local authority to approve, reject, modify, or adapt enterprise recommendations.*
Facility-Specific Optimization	*Local optimization processes tailored to site-specific objectives and operating conditions.*
Secure Resilient Distributed Operations	*Organizational outcome achieved through the combination of governance controls and coordinated intelligence.*
Enterprise Coordination	*Alignment of enterprise objectives across distributed facilities.*
Local Autonomy	*Preservation of independent operational decision-making.*
Data Protection	*Safeguarding of sensitive information and intellectual property.*
Operational Resilience	*Ability to maintain operation during disruptions and adverse conditions.*
Cybersecurity Assurance	*Protection against unauthorized access, manipulation, and cyber threats.*

Trusted AI Deployment	*Controlled and verifiable deployment of AI models and decision-support capabilities.*
Local Autonomy at Each Facility	*Architectural commitment to maintaining facility-level control over operations.*
Secure and Trusted Cross-Facility Operations	*Outcome achieved through balanced governance, security, and coordination mechanisms.*

Understanding Governance as an Operational Enabler

Figure 9.2-A13 illustrates that governance, security, and autonomy preservation are not external constraints imposed on cross-facility AI systems. Rather, they are integral architectural components that enable large-scale coordination to occur safely and responsibly. As organizations expand intelligence sharing among facilities, maintaining trust becomes as important as improving analytical performance.

The figure emphasizes that effective cross-facility coordination depends upon mechanisms that simultaneously support collaboration and control.

Enterprise Coordination Requires Governance Boundaries

The upper portion of the figure illustrates the capabilities associated with **Cross-Facility AI Coordination**, including shared intelligence, federated learning, global optimization, and enterprise decision support.

These capabilities create tremendous opportunities for collective learning and system-level optimization. However, without governance controls they could also increase risks related to data exposure, operational disruption, model misuse, and policy conflicts.

The figure therefore introduces governance not as a limitation but as a necessary boundary that enables enterprise intelligence to function safely.

The Governance Layer as the Central Architectural Control Point

The **Governance, Security, and Autonomy Layer** occupies the center of the architecture and represents the most important element of the figure.

Every intelligence product, model update, policy recommendation, or optimization directive passes through this layer before influencing local operations. The governance layer evaluates

information according to requirements related to privacy, security, compliance, safety, autonomy, and traceability.

By positioning these controls between enterprise coordination and facility operations, the figure clearly emphasizes that governance mechanisms mediate all significant interactions within the ecosystem.

Balancing Intelligence Sharing and Information Protection

Several mechanisms within the governance layer specifically address information-sharing concerns.

Data Minimization reduces unnecessary exposure by ensuring that only information required for specific objectives is exchanged.

Privacy-Preserving Learning allows facilities to contribute to enterprise learning processes without unrestricted disclosure of sensitive operational information.

Together, these mechanisms demonstrate how organizations can achieve collaborative intelligence while maintaining control over proprietary and regulated data.

Establishing Trust Through Security Controls

The governance layer also contains mechanisms responsible for establishing trust among participants.

Authenticated Communication verifies the identity of participating entities and communication channels.

Model Integrity Validation ensures that AI artifacts arriving from external learning and optimization systems have not been corrupted, altered, or distributed without authorization.

These capabilities are essential because coordination platforms can only function effectively when organizations trust the information and intelligence products they receive.

Preserving Local Authority and Operational Independence

One of the most important insights conveyed by the figure is that enterprise coordination does not eliminate local authority.

The lower portion of the architecture emphasizes **Facility-Level Operational Control**, including local safety policies, regulatory compliance obligations, operational constraints, independent decision authority, and facility-specific optimization.

This structure reinforces a key design principle of hybrid industrial intelligence:

Enterprise intelligence may guide local decisions, but local facilities remain responsible for operational execution.

The figure therefore portrays facility autonomy as a protected capability rather than an obstacle to coordination.

From Governance to Trusted Operations

The final architectural layer, **Secure Resilient Distributed Operations**, represents the organizational outcomes produced by effective governance.

Enterprise coordination, local autonomy, data protection, operational resilience, cybersecurity assurance, and trusted AI deployment emerge as complementary objectives rather than competing priorities.

The figure demonstrates that well-designed governance architectures allow organizations to simultaneously improve coordination and preserve operational integrity.

Feedback Between Coordination and Autonomy

The side pathways highlighting **Local Autonomy at Each Facility** and **Secure and Trusted Cross-Facility Operations** provide an especially useful visual reminder that coordination and autonomy must coexist.

Rather than forcing facilities into rigid centralized control structures, the architecture supports a dynamic balance between local independence and enterprise collaboration. This balance enables facilities to benefit from organizational intelligence without becoming excessively dependent upon external systems.

Overall Significance

Overall, Figure 9.2-A13 illustrates how governance, security, and autonomy-preservation mechanisms enable trustworthy cross-facility AI coordination. By positioning privacy controls, authentication mechanisms, model-validation processes, policy-enforcement functions, traceability services, and reconciliation frameworks between enterprise intelligence and facility operations, the architecture ensures that collaboration occurs within clearly defined operational boundaries. The resulting ecosystem supports enterprise optimization, collective learning, and distributed intelligence while preserving local authority, regulatory compliance, cybersecurity assurance, and operational resilience. In this way, the figure demonstrates that sustainable cross-facility AI coordination depends as much on governance and trust as it does on learning and optimization technologies.

Balancing Coordination and Independence

Collectively, these safeguards establish the governance foundation upon which hybrid industrial intelligence depends.

Cross-facility coordination increases the value of enterprise intelligence by enabling collective learning, distributed optimization, and global situational awareness. At the same time, it expands the attack surface, increases system complexity, and introduces new governance challenges.

The objective is therefore not maximum centralization or maximum decentralization. Instead, successful architectures seek an appropriate balance between:

- Global coordination and local control.
- Information sharing and confidentiality.
- Enterprise optimization and operational independence.
- Organizational learning and data governance.
- Intelligence integration and cybersecurity resilience.

By preserving local autonomy while enabling enterprise intelligence, organizations can build distributed cognitive ecosystems that remain secure, trustworthy, resilient, and operationally effective.

The discussion of **Preserving Local Autonomy, Data Governance, and Operational Security** has established that successful cross-facility AI ecosystems require far more than technical connectivity and shared intelligence. They must also incorporate governance frameworks, security controls, privacy-preserving mechanisms, and autonomy-preservation strategies that enable facilities to collaborate without sacrificing operational independence or regulatory compliance. Through data minimization, authenticated communication, model-integrity validation, policy enforcement, traceability, and resilient recovery mechanisms, organizations can ensure that enterprise-wide intelligence remains trustworthy, secure, and operationally sustainable. These safeguards provide the foundation upon which large-scale distributed intelligence can function safely and effectively.

However, the importance of these capabilities extends beyond risk mitigation and governance compliance. They address a more fundamental question: **Why is cross-facility AI coordination essential in the first place?** Modern industrial organizations increasingly operate interconnected ecosystems consisting of geographically distributed manufacturing plants, warehouses, logistics centers, energy systems, transportation fleets, supply-chain networks, and digital

infrastructures. Many of the most significant operational opportunities and risks emerge from interactions among these distributed entities rather than from the behavior of any single facility. As a result, isolated intelligence, local optimization, and facility-centric decision-making become insufficient for addressing enterprise-scale challenges. This reality leads naturally to the final topic of this section: **Why Cross-Facility AI Coordination Is Essential**, and how collective intelligence, synchronized learning, and coordinated decision-making have become foundational capabilities for the next generation of adaptive, resilient, and globally optimized industrial ecosystems.

vii. Why Cross-Facility AI Coordination Is Essential

The discussion throughout this section has demonstrated that cross-facility AI coordination is not simply a technological enhancement to distributed industrial systems. Rather, it is a fundamental architectural requirement for organizations seeking to operate effectively within increasingly interconnected, data-driven, and intelligent industrial environments. Modern enterprises rarely consist of isolated facilities operating independently. Instead, they function as complex ecosystems comprising manufacturing plants, warehouses, logistics networks, energy systems, service centers, digital infrastructures, and autonomous assets that continuously influence one another through shared resources, operational dependencies, and organizational objectives.

In such environments, intelligence confined to a single facility inevitably provides only a partial understanding of the broader operational landscape. While local AI systems can optimize equipment performance, production processes, energy utilization, and maintenance activities within their immediate environments, many of the most significant opportunities and risks emerge at a larger organizational scale. Supply-chain disruptions, regional energy shortages, transportation constraints, coordinated cyber threats, fleet-wide equipment failures, and changing market demands often develop across multiple locations simultaneously. Consequently, organizations that rely exclusively on facility-level intelligence may fail to recognize critical patterns, dependencies, and emerging risks until their consequences become operationally significant.

Without cross-facility AI coordination, geographically distributed industrial systems face several fundamental limitations.

Fragmented Operational Intelligence

In the absence of coordination mechanisms, each facility develops its own understanding of operational conditions based solely on locally available information. Although this may support

effective facility-level decision-making, it prevents organizations from fully leveraging the experiences, observations, and knowledge acquired elsewhere within the enterprise.

As a result, operational learning remains fragmented and organizational knowledge develops slowly. Valuable insights discovered at one facility may remain isolated rather than benefiting other facilities facing similar circumstances.

Locally Optimized but Globally Inefficient Operations

Local optimization does not necessarily produce enterprise optimization.

A facility may improve its own performance metrics by maximizing equipment utilization, increasing production throughput, or minimizing local energy consumption. However, these actions may inadvertently create inefficiencies elsewhere in the ecosystem. For example, increased production at one location may exceed downstream transportation capacity, create inventory imbalances, stress supply-chain resources, or increase regional energy demand during peak consumption periods.

Without cross-facility coordination, facilities often optimize individual objectives while unintentionally reducing overall organizational efficiency.

Isolated Anomaly Detection and Limited Situational Awareness

Industrial systems continuously generate indicators of equipment degradation, environmental changes, cybersecurity threats, operational disruptions, and emerging risks.

When facilities operate independently, anomalies detected at one site may not be communicated effectively to others experiencing similar conditions. Consequently, organizations lose opportunities to identify recurring patterns and early-warning indicators that span multiple facilities.

Cross-facility intelligence enables detection of enterprise-wide trends that would otherwise remain invisible within local operational boundaries.

Inefficient Resource Allocation

Modern industrial operations depend upon numerous shared resources, including:

- Production capacity.
- Maintenance personnel.
- Spare parts inventories.
- Transportation infrastructure.

- Energy resources.
- Computational platforms.
- AI services and analytical capabilities.

Without coordinated intelligence, these resources may be allocated inefficiently across geographic regions and business units. Some facilities may experience shortages while others possess unused capacity, creating organizational inefficiencies that could be avoided through coordinated planning and optimization.

Limited Knowledge Transfer and Organizational Learning

One of the most significant disadvantages of isolated operation is the inability to effectively transfer operational knowledge across facilities.

Predictive models, anomaly-detection strategies, maintenance procedures, optimization techniques, and operational best practices developed at one site can benefit the broader organization. Without appropriate coordination mechanisms, however, these improvements often remain localized.

Cross-facility cognitive intelligence transforms local experience into organizational knowledge, enabling continuous enterprise-wide improvement.

Weak Cross-Site Resilience

Industrial ecosystems frequently contain interdependent facilities connected through production workflows, logistics systems, energy infrastructures, and supply networks.

When disruptions occur, isolated facilities may possess insufficient visibility into the broader consequences of those events. A production interruption at one site, for example, may affect inventory availability, transportation requirements, maintenance schedules, and production plans elsewhere in the organization.

Without coordinated intelligence, disruption management becomes reactive and fragmented rather than proactive and coordinated.

Overcoming These Limitations Through Hybrid Decision Pipelines

Hybrid decision pipelines address these challenges by creating a continuous exchange of intelligence among local facilities, edge platforms, cloud-level analytical systems, and enterprise optimization mechanisms.

Rather than treating facilities as independent computational islands, the architecture enables every participating location to contribute operational knowledge to a broader organizational intelligence ecosystem. Information flows upward through semantic extraction and aggregation processes, while enterprise-scale insights flow downward through policy adaptation and coordinated decision-support mechanisms.

Through this architecture, organizations gain capabilities that extend well beyond the reach of isolated local systems.

Collective Learning

Cross-facility coordination enables operational experience from multiple facilities to contribute to shared learning processes.

Equipment behaviors, maintenance outcomes, production observations, anomaly signatures, and operational strategies collected at one location can improve predictive models and AI capabilities throughout the entire organization. Each participating facility therefore benefits from the collective experience of the broader ecosystem.

Global Situational Awareness

By integrating observations from geographically distributed environments, organizations can develop a more complete understanding of operational conditions than any individual facility could achieve independently.

Cross-facility intelligence enables detection of emerging risks, identification of systemic trends, recognition of operational dependencies, and evaluation of enterprise-wide performance characteristics.

This broader awareness supports more informed and proactive decision-making.

Coordinated Decision-Making

Hybrid decision pipelines enable facilities to coordinate production schedules, maintenance activities, logistics operations, energy consumption, computational workloads, and resource utilization according to shared organizational objectives.

While facilities retain local autonomy, their decisions can be informed by a broader understanding of enterprise priorities, resource constraints, and system-level optimization opportunities.

System-Level Optimization

Perhaps the most significant advantage of cross-facility coordination is the ability to optimize

operations at the level of the entire industrial ecosystem.

Production capacity, maintenance resources, transportation networks, energy assets, computational infrastructure, and operational workflows can be managed according to enterprise-wide performance objectives rather than isolated local goals.

This shift from local optimization to system-level optimization enables substantially greater efficiency, resilience, and adaptability.

Distributed Resilience

Cross-facility intelligence also enhances organizational resilience.

Facilities maintain local decision-making capabilities while benefiting from shared situational awareness, coordinated recovery strategies, and enterprise-level support. When disruptions occur, organizations can leverage distributed resources and collective intelligence to adapt more effectively than isolated facilities operating independently.

Scalable Industrial Intelligence

As organizations grow, cross-facility coordination provides a scalable foundation for expanding intelligent operations.

New facilities, operational domains, asset classes, and business units can participate in the cognitive ecosystem through standardized information models, learning frameworks, coordination mechanisms, and policy interfaces. This enables intelligence capabilities to scale alongside organizational growth without requiring complete architectural redesign.

Cross-Facility AI Coordination as a Distributed Cognitive Architecture

Ultimately, cross-facility AI coordination transforms geographically distributed industrial deployments into interconnected, continuously learning cognitive ecosystems. Individual facilities no longer function merely as sources of sensor data and localized automation. Instead, they become intelligent participants within a larger architecture that combines local perception, edge intelligence, cloud-scale analytics, enterprise optimization, and coordinated decision-making.

Hybrid decision pipelines provide the mechanisms through which this collective intelligence is created and sustained. Local systems contribute observations, experiences, and operational outcomes. Enterprise AI platforms identify broader relationships, optimize organizational objectives, and generate actionable intelligence. Coordination mechanisms then translate those insights into facility-specific actions that respect local constraints while supporting global objectives.

The result is neither a fully centralized intelligence architecture nor a collection of disconnected autonomous systems. Rather, it is a distributed cognitive architecture in which intelligence emerges through continuous interaction among facilities, analytical models, optimization engines, governance frameworks, and decision-support processes.

Such an architecture enables industrial enterprises to learn across geographic boundaries, coordinate distributed resources, anticipate emerging conditions, manage systemic risks, and optimize operational performance at scales that individual facilities could never achieve independently.

With cross-facility coordination establishing **how distributed intelligence can be shared, synchronized, governed, and optimized across geographically separated environments**, the next architectural challenge involves ensuring that this intelligence remains available and operational under adverse conditions. Industrial systems must continue functioning despite communication disruptions, infrastructure failures, cloud-service outages, cybersecurity incidents, resource shortages, and other unexpected events. A truly intelligent industrial architecture must therefore be capable not only of coordinated operation during normal conditions but also of maintaining essential functionality when coordination mechanisms become partially unavailable.

This transition naturally introduces the next topic: **AI-Enabled Resilience, Graceful Degradation Modes, and Offline Cognitive Strategies**, where hybrid systems preserve safety, operational continuity, and autonomous decision-making despite changing network conditions, infrastructure disruptions, and temporary loss of centralized intelligence services.

e. AI-Enabled Resilience, Degradation Modes, and Offline Cognitive Operation Strategies

AI-enabled resilience is the architectural capability that enables hybrid edge–cloud AI systems to preserve essential functionality, operational safety, and distributed decision-making coherence under abnormal, degraded, or disconnected conditions. Industrial environments are inherently dynamic and may experience network interruptions, cloud-service unavailability, edge-computing overload, sensor degradation, hardware failures, cybersecurity incidents, and localized facility outages. A hybrid AI architecture must therefore remain capable of responding intelligently when its normal communication pathways, computational resources, or centralized intelligence services become partially or completely unavailable.

Resilience extends beyond conventional fault tolerance. Traditional fault-tolerant mechanisms primarily detect failures and activate predefined recovery procedures, whereas **AI-enabled resilience introduces context-aware adaptation**. The architecture continuously evaluates operational conditions, predicts potential disruptions, assesses the consequences of resource or connectivity degradation, and adjusts workload placement, inference strategies, communication patterns, and levels of autonomous operation. Its objective is not necessarily to preserve every system capability during a disruption, but to maintain the most important functions while reducing nonessential activities in a controlled and predictable manner.

Within a hybrid edge–cloud architecture, resilience must operate across multiple levels. At the device level, embedded AI maintains local perception and immediate responses. At the facility edge, coordination agents preserve regional intelligence and manage resources among connected devices. At the cloud and cross-facility levels, global intelligence services provide broader optimization, historical analysis, and coordination when connectivity is available. If one level becomes unavailable, the remaining levels must continue operating within their assigned authority and safety constraints.

From an explicit AI perspective, this resilience architecture integrates **three complementary mechanisms: AI-driven degradation management, offline cognitive operation, and controlled recovery and re-synchronization**.

The preceding discussion established that intelligent edge-cloud systems must continue operating effectively even when normal computational, communication, and coordination mechanisms become impaired. Achieving this objective requires more than conventional redundancy and fault-tolerance mechanisms; it requires adaptive architectures capable of assessing operational conditions, preserving essential cognitive functions, and modifying their behavior according to available resources and evolving system constraints. Consequently, resilience in distributed AI environments emerges through a coordinated combination of

degradation management, offline autonomy, cognitive fault mitigation, recovery orchestration, and governance controls. These capabilities enable hybrid intelligence systems to maintain operational continuity while ensuring that decision-making remains aligned with safety, reliability, and mission-critical requirements. The following table summarizes the principal resilience mechanisms, degradation modes, and cognitive continuity strategies that support adaptive operation within hybrid edge-cloud intelligence architectures.

Table 9.2-A14 presents the foundational mechanisms that enable AI-enabled resilience within hybrid edge-cloud systems. The table identifies the major resilience capabilities responsible for maintaining operational continuity during infrastructure disruptions, communication failures, resource shortages, model degradation, and other abnormal operating conditions. It further illustrates how degradation modes, offline cognitive operation, recovery procedures, model integrity protections, and governance controls interact to preserve essential intelligent behavior across distributed computational environments.

Rather than treating failures as binary events that result in either full operation or complete shutdown, the resilience architecture adopts a progressive and adaptive approach. Functional capabilities are adjusted according to the severity of operational conditions, allowing systems to preserve the most important services while reducing nonessential activities. This approach enables distributed intelligence systems to remain operationally effective even when portions of the supporting infrastructure become unavailable.

Table 9.2-A14 – AI-Enabled Resilience Mechanisms, Degradation Modes, and Cognitive Continuity Strategies in Hybrid Edge-Cloud Systems

Resilience Mechanism	Primary Purpose	AI Techniques and Components	Operational Response	Expected Outcome
Mode 1: Full Hybrid Operation	Maintain normal distributed intelligence	Cloud AI, edge intelligence, federated synchronization, optimization services	Full collaboration among device, edge, cloud, and cross-facility layers	Maximum performance, coordination, and optimization
Mode 2: Cloud-Reduced Operation	Reduce dependence on	Latency prediction, workload relocation,	Prioritize local inference and defer nonessential	Sustained operation with

	unstable cloud resources	adaptive routing, resource forecasting	cloud interactions	limited cloud dependency
Mode 3: Edge-Dominant Operation	Preserve facility autonomy during cloud outages	Edge orchestration, cached policies, localized analytics, regional coordination agents	Edge servers assume primary coordination responsibility	Continued facility-level intelligence and operational continuity
Mode 4: Minimal Safe Autonomy	Preserve essential safety and operational functions	Safety policies, lightweight inference models, emergency operating profiles	Suspend noncritical functions and restrict actuation authority	Controlled operation or safe shutdown under severe conditions
Offline Cognitive Operation	Maintain local intelligence during communication loss	Cached policies, local models, knowledge repositories, anomaly detection	Autonomous local decision-making within validated limits	Cognitive continuity during distributed disconnection
Predictive Workload Relocation	Anticipate infrastructure degradation	Network analytics, predictive routing, workload-placement optimization	Migration of critical inference tasks toward available resources	Reduced disruption and preserved responsiveness
Store-and-Forward Intelligence Management	Preserve information generated during isolation	Event buffering, telemetry storage, synchronization queues	Deferred transmission after connectivity restoration	Information continuity and historical integrity
State Reconciliation and Recovery	Restore coordinated	AI-assisted synchronization,	Verify, reconcile, and synchronize	Controlled recovery and

	operation after disruption	state-comparison mechanisms	distributed states	consistency restoration
Model Integrity and Cognitive Fault Management	Protect trustworthiness of AI systems	Drift detection, uncertainty estimation, integrity verification	Restrict or validate AI decisions under uncertainty	Reliable and trustworthy autonomous behavior
Federated Recovery and Model Re-Alignment	Reintegrate distributed learning contributions	Federated learning coordination, update validation, secure aggregation	Controlled incorporation of local model updates	Continuous learning without compromising model quality
Governance and Safety Enforcement	Maintain safety and policy compliance	Access control, validation rules, cryptographic verification	Constrain adaptive behavior within approved boundaries	Safe, auditable, and compliant operation

Table 9.2-A14 illustrates that resilience in hybrid AI systems is fundamentally a process of preserving cognitive continuity under changing operational conditions. The table demonstrates that resilient behavior emerges not from a single technology or recovery mechanism but from the coordinated interaction of adaptive operating modes, autonomous decision-making capabilities, controlled recovery procedures, and trust-preserving governance functions. Together, these mechanisms transform a distributed AI architecture from a collection of interconnected services into a system capable of maintaining essential intelligence despite uncertainty, disruption, and infrastructure degradation.

One of the most significant observations from Table 9.2-A14 is the progressive structure of the **degradation-mode hierarchy**. Rather than responding to failures through an abrupt transition from normal operation to system shutdown, the architecture introduces multiple operating profiles that progressively reduce functionality while preserving essential services. Full hybrid operation represents the highest level of capability, where edge intelligence, cloud analytics, cross-facility coordination, and distributed optimization operate collaboratively. As infrastructure conditions deteriorate, the system gradually shifts toward cloud-reduced operation, edge-dominant operation, and ultimately minimal safe autonomy. This progression reflects an important resilience principle: preserving critical functions takes priority over

maintaining every available capability.

Table 9.2-A14 also emphasizes the importance of **offline cognitive operation** as a central component of resilience. Traditional distributed systems often depend heavily on continuous communication with centralized services. In contrast, resilient AI architectures maintain locally available models, policies, and decision-making capabilities that allow critical operations to continue during periods of network isolation. Cached knowledge, validated policies, and lightweight inference models provide the foundation for autonomous local decision-making when broader coordination services become unavailable. Consequently, intelligence is preserved even when connectivity is not.

Another key insight concerns the role of **predictive adaptation** in managing disruptions. Several mechanisms identified in the table operate before full failures occur. Predictive workload relocation, infrastructure monitoring, latency analysis, and resource forecasting enable the architecture to anticipate developing problems and proactively adjust workload placement or operating configurations. This capability distinguishes AI-enabled resilience from conventional reactive fault-management approaches. Rather than waiting for services to fail before responding, the architecture attempts to reduce the operational impact of disruptions through anticipatory adaptation.

Table 9.2-A14 further highlights the significance of **store-and-forward intelligence management** and **state preservation**. During disconnected operation, local systems continue generating observations, anomaly detections, policy evaluations, and operational decisions. By buffering this information and preserving associated metadata, the system ensures that locally generated knowledge is not lost during periods of isolation. These capabilities enable disconnected operations to contribute to broader intelligence processes once communication is restored, thereby maintaining continuity of organizational learning and situational awareness.

Another notable feature is the inclusion of **state reconciliation and controlled recovery mechanisms**. Recovery is not treated as a simple reconnection process. Instead, restoring normal operation requires the careful verification of infrastructure, comparison of distributed states, reconciliation of operational differences, validation of policies and models, and gradual restoration of cloud-dependent functions. This structured recovery sequence helps prevent inconsistencies, synchronization conflicts, and unintended operational behavior that could arise from the abrupt reintroduction of centralized intelligence.

Table 9.2-A14 also introduces an important distinction between **infrastructure resilience** and **cognitive resilience**. Infrastructure resilience protects communication networks, computational resources, and distributed services. Cognitive resilience, by contrast, safeguards the

trustworthiness of the AI systems operating on those resources. Mechanisms such as model-drift detection, uncertainty-aware reasoning, model-integrity validation, adversarial-risk monitoring, and rollback procedures help ensure that autonomous decisions remain reliable even when computational infrastructure continues functioning normally. This distinction reflects the unique requirements of AI-enabled systems, where decision quality can be compromised even when hardware and networks appear healthy.

The inclusion of **federated recovery and model re-alignment** demonstrates that learning processes themselves must remain resilient. Distributed facilities may continue generating model improvements during disconnected operation, but these updates cannot simply be merged automatically after connectivity is restored. Validation, provenance verification, compatibility analysis, and secure aggregation procedures ensure that learning contributions strengthen rather than destabilize the collective intelligence architecture. Thus, resilience extends not only to operational continuity but also to the maintenance of trustworthy learning processes.

Equally important is the role of **governance and safety enforcement**, which appears throughout the resilience architecture. The table makes clear that adaptive behavior remains subject to operational limits, safety constraints, access-control rules, validation requirements, and compliance mechanisms. AI systems may recommend transitions between operating modes, reallocate resources, or modify inference strategies, but these adaptations occur within predefined boundaries that preserve safe and predictable system behavior. Governance therefore serves as the mechanism that balances flexibility with control.

From an architectural perspective, Table 9.2-A14 reveals that resilience is achieved through the interaction of multiple complementary mechanisms rather than a single protective layer. Degradation modes preserve operation under constrained conditions, offline cognition maintains local intelligence during disconnection, recovery mechanisms restore distributed coordination, cognitive fault-management protects decision quality, and governance safeguards operational integrity. Together, these capabilities establish a layered resilience framework capable of supporting intelligent behavior across diverse disruption scenarios.

Ultimately, Table 9.2-A14 demonstrates that AI-enabled resilience is best understood as the preservation of **distributed cognitive continuity**. The objective is not to eliminate failures entirely, but to ensure that essential perception, reasoning, coordination, and decision-making capabilities remain available despite changing infrastructure conditions. Through adaptive degradation, bounded autonomy, controlled recovery, cognitive integrity management, and governance oversight, hybrid edge-cloud architectures become resilient intelligence systems capable of maintaining safe and effective operation in the presence of real-world uncertainty

and disruption.

Table 9.2-A14summarized the principal mechanisms through which hybrid edge-cloud systems preserve operational continuity during infrastructure disruptions, communication failures, resource constraints, and cognitive uncertainty. While the table categorizes individual resilience capabilities according to their functional roles, resilient operation emerges through the dynamic interaction of these mechanisms over time. In practice, degradation management, offline autonomy, cognitive fault mitigation, and controlled recovery do not operate as isolated processes. Instead, they form an integrated resilience framework that continuously evaluates system health, adapts operational capabilities, preserves essential intelligence, and progressively restores higher levels of coordination as conditions improve. Figure 9.2-A14 illustrates this integrated resilience architecture, demonstrating how hybrid intelligence systems transition among operating modes while maintaining safe, reliable, and context-aware autonomous behavior during both disruption and recovery.

Figure 9.2-A14 presents an AI-enabled resilience architecture for hybrid edge-cloud intelligence systems operating under degraded, disconnected, and recovery conditions. The figure illustrates how health-monitoring mechanisms, adaptive policy management, degradation modes, offline cognitive capabilities, and recovery procedures interact to preserve essential system functionality during disruptions. Rather than relying solely on predetermined fault responses, the architecture uses AI-assisted assessment and adaptation to determine the most appropriate operating profile according to current operational conditions.

The architecture demonstrates that resilience is achieved through continuous coordination among distributed computational tiers. Embedded devices, facility-edge agents, and cloud intelligence services contribute to maintaining operational continuity according to their respective responsibilities and available resources. When disruptions occur, the system progressively adjusts its operating profile while preserving critical cognitive and safety functions. When conditions improve, structured recovery mechanisms restore coordination and synchronization in a controlled manner.

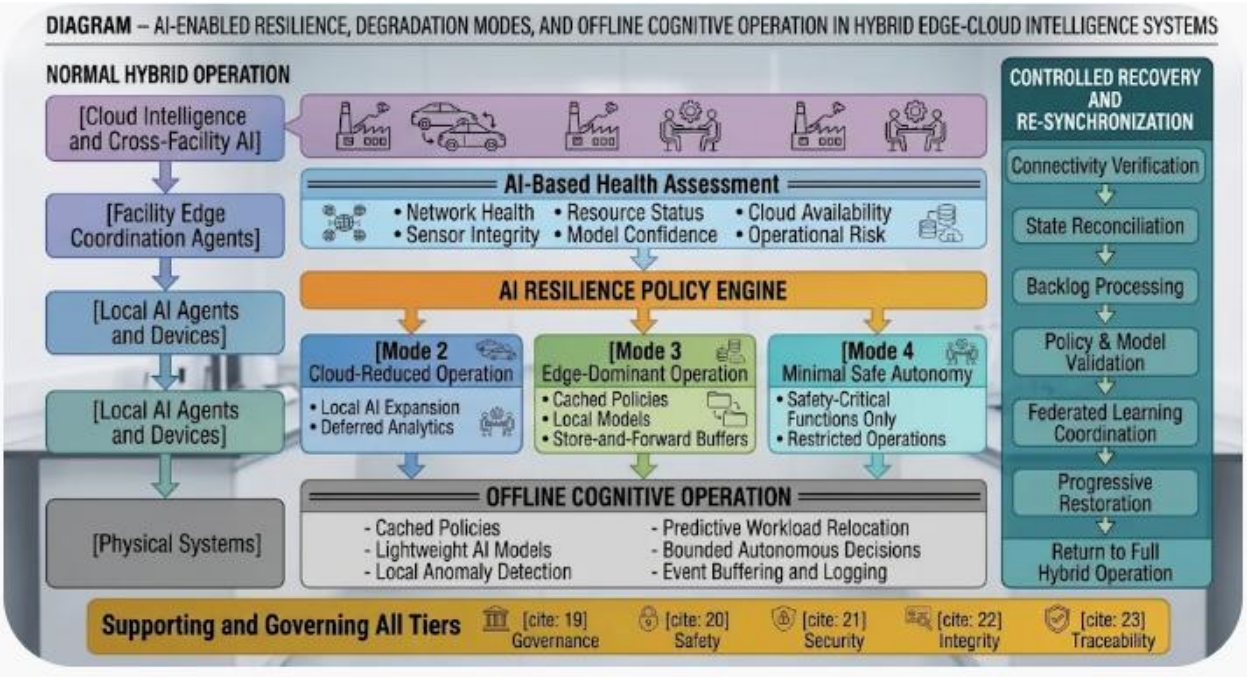

Figure 9.2-A14 – AI-Enabled Resilience, Degradation Modes, and Offline Cognitive Operation in Hybrid Edge-Cloud Intelligence Systems

The figure illustrates the lifecycle of resilient operation within a distributed AI architecture. During normal hybrid operation, local devices, facility-edge coordination systems, cloud intelligence services, and cross-facility analytics operate collaboratively. AI-based health-assessment mechanisms continuously monitor infrastructure, communication, sensing, computational resources, model reliability, and operational risk. The resilience policy engine evaluates these inputs and selects appropriate operating profiles, including cloud-reduced operation, edge-dominant operation, and minimal safe autonomy. During periods of disruption, offline cognitive capabilities maintain local intelligence through cached policies, lightweight models, anomaly detection, workload relocation, and buffered information management. Recovery occurs through a structured process of connectivity verification, state reconciliation, backlog processing, model validation, federated-learning coordination, and progressive restoration. Governance, safety, security, integrity, and traceability functions span all architectural tiers and operating modes.

Legend

Figure Element	***Function***
Normal Hybrid Operation	*Represents collaborative operation among local devices, edge infrastructure, cloud intelligence, and cross-facility systems.*

Cloud Intelligence and Cross-Facility AI	*Provides global analytics, model refinement, enterprise optimization, and distributed coordination.*
Facility Edge Coordination Agents	*Manage local resources, coordinate devices, preserve contextual intelligence, and maintain regional autonomy.*
Local AI Agents and Devices	*Perform immediate perception, localized inference, anomaly detection, and bounded autonomous decision-making.*
Physical Systems	*Industrial assets, equipment, machines, vehicles, buildings, sensors, and cyber-physical infrastructure.*
AI-Based Health Assessment	*Monitors operational and computational conditions, including connectivity, resource status, model quality, and risk indicators.*
Network Health	*Evaluates communication reliability, latency, packet loss, bandwidth availability, and service stability.*
Sensor Integrity	*Assesses sensor reliability, calibration quality, drift, consistency, and data availability.*
Resource Status	*Measures computational capacity, memory availability, storage utilization, accelerator load, and power conditions.*
Model Confidence	*Evaluates prediction certainty, uncertainty levels, and inference reliability.*
Cloud Availability	*Assesses accessibility and responsiveness of centralized intelligence services.*
Operational Risk	*Measures the potential impact of disruptions on safety, performance, and decision quality.*
AI Resilience Policy Engine	*Selects operating profiles, prioritizes workloads, and coordinates adaptive responses.*
Mode 2: Cloud-Reduced Operation	*Increases local processing while limiting nonessential cloud dependencies.*

Mode 3: Edge-Dominant Operation	*Transfers responsibility to facility-edge intelligence during cloud unavailability.*
Mode 4: Minimal Safe Autonomy	*Restricts operations to essential safety-related functions and validated local control.*
Offline Cognitive Operation	*Maintains local intelligence through cached policies, lightweight models, anomaly detection, and autonomous execution.*
Controlled Recovery and Re-Synchronization	*Restores distributed coordination through verification, reconciliation, validation, and progressive recovery.*
Governance Functions	*Provide safety enforcement, cybersecurity, integrity validation, traceability, and policy oversight across all resilience states.*

Figure 9.2-A14 illustrates resilience as a continuous cognitive adaptation process rather than a simple response to system failure. The architecture demonstrates how distributed intelligence systems evaluate operational conditions, modify their capabilities according to available resources, maintain essential decision-making functions during disruption, and progressively restore higher-level intelligence when normal conditions return. The figure shows that resilience emerges from coordinated interactions among health assessment, adaptive policy management, offline autonomy, and structured recovery mechanisms.

One of the most important insights provided by Figure 9.2-A14 is that **resilience is represented as a graduated continuum rather than a binary operational state**. Traditional fault-tolerant systems frequently assume that services are either available or unavailable. By contrast, the illustrated architecture introduces multiple degradation profiles that allow the system to adapt progressively as conditions deteriorate. Cloud-reduced operation, edge-dominant operation, and minimal safe autonomy represent different levels of capability preservation, enabling the architecture to maintain the most critical functions while selectively reducing less essential activities.

Figure 9.2-A14 also highlights the central role of **AI-based health assessment** as the foundation of adaptive resilience. Before any operational transition occurs, the architecture evaluates network conditions, cloud accessibility, computational resources, sensor quality, model reliability, and operational risk. This continuous monitoring process provides the situational awareness necessary for informed adaptation. Consequently, resilience decisions are not

triggered solely by failures after they occur; they are informed by predictive indicators that may reveal emerging disruptions before they become operationally significant.

Another significant feature is the presence of the **AI Resilience Policy Engine**, which functions as the system's adaptation coordinator. Rather than assigning the same response to every disruption, the policy engine evaluates available resources and operational priorities to determine the most appropriate operating profile. This design reflects a broader architectural principle in adaptive intelligent systems: intelligent behavior adapts according to operational context rather than relying exclusively on static rules. The policy engine therefore serves as the decision mechanism that links health assessment to operational adaptation.

Figure 9.2-A14 further illustrates the importance of **offline cognitive operation** as a mechanism for preserving local autonomy. Even when higher-level services become unavailable, local and edge-level intelligence components retain access to cached policies, lightweight models, anomaly-detection mechanisms, workload-relocation strategies, and event buffers. These resources allow essential perception, reasoning, and decision-support capabilities to remain available during periods of isolation. As a result, distributed intelligence systems can continue operating safely and effectively without requiring continuous connectivity to cloud-based analytical services.

A particularly notable aspect of the architecture is its treatment of **recovery as a controlled and staged process rather than an instantaneous event**. Restoration begins with connectivity verification and infrastructure assessment before progressing through state reconciliation, backlog processing, policy validation, model synchronization, federated-learning coordination, and progressive reintroduction of cloud-supported services. This sequence helps prevent synchronization conflicts, inconsistent system states, and unintended operational consequences that might result from abruptly restoring centralized intelligence.

Figure 9.2-A14 also reinforces an important distinction between **operational continuity and cognitive continuity**. Maintaining computational resources and communication links alone does not guarantee trustworthy decision-making. The inclusion of model confidence, sensor integrity, and policy validation within the resilience architecture demonstrates that preserving intelligence quality is equally important. A system may remain operational from a hardware perspective while its predictions become unreliable because of model drift, corrupted data, or uncertainty. The figure therefore emphasizes that resilience must protect both infrastructure and cognition.

Another major insight is the hierarchical allocation of resilience responsibilities across distributed architectural tiers. Local agents preserve immediate responsiveness and bounded

autonomous behavior. Facility-edge coordination systems maintain contextual awareness and regional operational intelligence. Cloud and cross-facility services provide optimization, synchronization, and long-horizon analytical support when infrastructure conditions permit. This layered approach prevents failures within one tier from automatically disabling the entire architecture while maintaining well-defined operational boundaries among autonomous components.

The governance mechanisms shown across all tiers further emphasize that adaptive behavior remains constrained by safety, security, integrity, and traceability requirements. Regardless of the operating mode, resilience actions remain subject to validated policies and operational safeguards. This ensures that adaptation improves continuity without introducing unacceptable operational risks.

Ultimately, Figure 9.2-A14 demonstrates that resilient hybrid intelligence systems are not characterized by the absence of failures but by their ability to manage failures intelligently. Through continuous health assessment, adaptive degradation, offline cognitive continuity, controlled recovery, and governance oversight, the architecture preserves essential intelligence functions under adverse conditions while supporting a systematic return to full hybrid operation when conditions improve. In this way, resilience becomes the mechanism that enables distributed AI systems to remain safe, effective, and trustworthy throughout the complete lifecycle of disruption and recovery.

i. AI-Driven Degradation Modes and Adaptive Capability Management

Degradation modes define how a hybrid AI system adjusts its cognitive and operational capabilities when normal system conditions cannot be maintained. Rather than treating degradation as a binary transition between normal operation and shutdown, the architecture uses **adaptive operating profiles** that preserve essential functions while progressively reducing resource-intensive or noncritical activities.

AI-based health-monitoring and predictive-maintenance models evaluate telemetry from devices, networks, edge infrastructure, sensors, and cloud services. Relevant indicators include:

- **Network conditions:** communication latency, jitter, packet loss, bandwidth availability, congestion, and connectivity stability.
- **Cloud-service conditions:** service availability, response time, computational capacity, and reliability of remote inference endpoints.
- **Edge-resource conditions:** processor utilization, memory availability, accelerator load, storage capacity, power consumption, and thermal state.

- **Sensor reliability:** measurement consistency, calibration status, missing observations, noise levels, and potential sensor drift.
- **Operational conditions:** equipment health, production status, environmental hazards, and facility-level disruptions.
- **Task requirements:** inference deadlines, computational complexity, operational priority, safety classification, and acceptable levels of decision uncertainty.

These observations are processed by AI-based health estimators, anomaly detectors, and predictive models to determine whether the architecture can continue operating normally or can transition to a more conservative configuration. A policy engine then selects an appropriate operating profile based on system conditions and predefined operational constraints.

A defining characteristic of resilient hybrid AI systems is their ability to adapt intelligently to changing operational conditions without immediately resorting to complete shutdown or loss of functionality. In practice, failures rarely occur as instantaneous binary events. Instead, communication quality may deteriorate gradually, cloud services may become intermittently available, computational resources may become constrained, sensors may exhibit declining reliability, or operational demands may exceed available processing capabilities. Effective resilience therefore depends upon mechanisms capable of continuously assessing system health, predicting emerging disruptions, and adjusting operational behavior before failures become critical. AI-driven degradation management provides this capability by combining health monitoring, predictive analytics, resource assessment, and policy-based decision-making to determine how computational and operational functions are prioritized during adverse conditions. Table 9.2-A15 summarizes the principal components of this adaptive degradation-management framework, the conditions monitored by each component, the AI analysis functions involved, and the adaptive responses used to preserve essential system functionality.

Table 9.2-A15 presents the major architectural components of an AI-driven degradation-management framework for hybrid intelligent systems. The table identifies the operational conditions monitored throughout the system, the analytical functions performed by AI-based assessment mechanisms, the adaptive actions available in response to changing conditions, and the operational objectives served by each component. Together, these mechanisms enable autonomous systems to detect deteriorating conditions, anticipate resource limitations, and transition between progressively constrained operating profiles while maintaining critical services, operational continuity, and safety. The framework illustrates how resilience can be achieved through intelligent adaptation rather than through abrupt transitions between normal operation and complete shutdown.

Table 9.2-A15 – AI-Driven Degradation Modes and Adaptive Capability Management Framework

Framework Component	Monitored Conditions	AI Analysis Functions	Adaptive Actions	Operational Objective
Network Health Assessment	Latency, packet loss, bandwidth, congestion, connectivity stability	Communication-quality prediction, anomaly detection, connectivity forecasting	Communication prioritization, synchronization adjustment, traffic reduction	Maintain connectivity for critical operations
Cloud-Service Assessment	Service availability, endpoint responsiveness, processing capacity, API reliability	Service-health estimation, workload feasibility analysis	Offload reduction, local inference activation, deferred cloud tasks	Preserve operational continuity despite cloud degradation
Edge-Resource Assessment	CPU utilization, memory availability, accelerator load, storage capacity, thermal state	Capacity forecasting, resource optimization, overload prediction	Workload redistribution, model simplification, resource reservation	Sustain local operational capabilities
Sensor Integrity Assessment	Calibration status, noise levels, missing observations, sensor drift	Confidence estimation, fault detection, sensor-health analysis	Sensor fusion adaptation, confidence weighting, fallback sensing strategies	Preserve decision quality
Operational Risk Assessment	Equipment health, production status, environmental conditions, infrastructure disruptions	Predictive risk modeling, anomaly correlation, disruption forecasting	Operational-priority reassignment, safety-oriented adaptation	Protect operational continuity and safety

Task-Awareness Management	Processing deadlines, workload complexity, uncertainty tolerance, safety classification	Task criticality evaluation and scheduling optimization	Selective task suspension, inference-priority enforcement	Preserve critical functions under constrained resources
Degradation Policy Engine	Combined system-state indicators	Operating-mode selection, transition prediction, recovery assessment	Mode transitions, resource allocation, adaptive capability management	Optimize resilience while preserving essential functionality
Recovery Management	Restored connectivity, resource availability, service health, operational stability	Recovery readiness assessment, rollback analysis, transition validation	Controlled restoration of capabilities	Return safely to normal hybrid operation

Source: *Adapted from resilient AI systems, adaptive autonomy architectures, Industrial AIoT resilience frameworks, distributed AI operations, and cyber-physical system fault-management principles.*

Understanding Adaptive Degradation Management

Table 9.2-A15 illustrates a fundamental principle of resilient AI architectures: operational continuity depends on the ability to adapt intelligently to changing conditions rather than simply detecting failures after they occur. Traditional fault-management systems often treat operational states as binary conditions in which systems are either functioning normally or have failed. In contrast, hybrid AI environments operate across diverse computational, communication, and physical infrastructures whose capabilities may degrade gradually. The table demonstrates how AI-driven assessment and adaptation mechanisms enable systems to respond proportionally to varying levels of disruption while preserving essential operational functions.

A key insight emerging from the table is that degradation management is not merely a recovery mechanism. It is a continuous situational-awareness process that evaluates system conditions, forecasts emerging constraints, and proactively allocates resources to sustain mission-critical activities.

Monitoring Network Health and Communication Quality

The first component of the framework focuses on **Network Health Assessment**.

Hybrid AI architectures rely heavily on communication among devices, edge platforms, cloud services, and enterprise coordination systems. Consequently, communication degradation can significantly affect system performance. The table shows that network assessment mechanisms monitor latency, packet loss, bandwidth availability, congestion levels, and connectivity stability to determine whether communication resources remain sufficient for current operational demands.

AI-based forecasting and anomaly-detection systems evaluate these indicators and support adaptive actions such as communication prioritization, modification of synchronization intervals, and reduction of nonessential data exchanges. These adaptations help preserve connectivity for high-priority operational functions even when communication resources become constrained.

Evaluating Cloud-Service Availability

Cloud services frequently provide computationally intensive analytics, large-scale optimization, model training, and organizational coordination capabilities. However, cloud resources may become unavailable because of service disruptions, connectivity limitations, capacity shortages, or increased response latency.

The **Cloud-Service Assessment** component evaluates the reliability and adequacy of cloud resources under current conditions. As shown in the table, AI systems assess service availability, processing responsiveness, and resource capacity before determining whether workloads continue using cloud services or are redirected toward local resources.

This capability helps maintain operational continuity while reducing dependence on unavailable or degraded remote infrastructure.

Managing Edge Resources Under Resource Constraints

As cloud dependence decreases, local resources become increasingly important.

The table highlights **Edge-Resource Assessment** as a mechanism for monitoring processor utilization, memory availability, accelerator workloads, storage resources, thermal operating conditions, and overall platform capacity. AI-based forecasting and workload-management algorithms use these observations to determine whether current processing demands remain sustainable.

Adaptive responses include workload redistribution, model simplification, and resource reservation for high-priority services. These actions enable edge infrastructures to continue supporting essential intelligence functions during periods of constrained operation.

Preserving Decision Quality Through Sensor Integrity Assessment

Reliable decision-making depends upon reliable observations.

The **Sensor Integrity Assessment** component evaluates measurement quality by monitoring factors such as calibration status, noise levels, missing observations, and sensor drift. AI-based fault-detection and confidence-estimation techniques identify situations in which sensor reliability may be declining.

The table illustrates that adaptive responses can include confidence weighting, sensor-fusion adjustments, and fallback sensing strategies. These mechanisms improve robustness by ensuring that degraded sensor inputs do not disproportionately influence operational decisions.

Assessing Operational Risk and Emerging Disruptions

Beyond computational and communication resources, hybrid systems must evaluate the condition of the operational environment itself.

The **Operational Risk Assessment** component analyzes equipment health, environmental conditions, production status, and infrastructure disruptions. Predictive models identify emerging risks and estimate the likelihood and severity of potential operational impacts.

This capability supports proactive adaptation by allowing organizations to prioritize critical assets, adjust operational schedules, and adopt more conservative operating strategies before disruptions escalate.

Prioritizing Critical Tasks Through Task-Awareness Management

Not all computational activities possess equal importance.

The table identifies **Task-Awareness Management** as a mechanism for evaluating workload priority according to inference deadlines, safety classification, computational complexity, and tolerance for uncertainty. During resource-constrained conditions, AI systems determine which tasks must continue operating, which may operate at reduced capability, and which can be deferred temporarily.

This process allows the architecture to preserve mission-critical functions while reducing demand on limited computational resources.

Coordinating Adaptation Through the Degradation Policy Engine

The central coordinating component of the framework is the **Degradation Policy Engine**.

This engine combines information obtained from network monitoring, cloud assessment, resource evaluations, sensor analysis, and operational-risk assessments to determine the most appropriate operating profile. Rather than making isolated decisions, the policy engine evaluates the overall state of the system and selects operating modes that balance resilience, performance, and resource availability.

As shown in the table, this component performs operating-mode selection, transition prediction, recovery assessment, and adaptive resource-allocation activities, making it the primary decision-making mechanism within the degradation framework.

Supporting Recovery and Capability Restoration

Resilience involves not only adapting to disruptions but also recovering from them effectively.

The **Recovery Management** component evaluates whether degraded conditions have improved sufficiently to support restoration of suspended capabilities. Recovery decisions are based on communication quality, computational resources, service availability, and operational stability.

AI-based recovery assessment helps ensure that transitions back to higher-performance operating modes occur safely and predictably. This prevents premature restoration attempts that could result in instability or repeated oscillations between operating states.

Adaptive Resilience as a Continuous Process

A broader theme emerging from Table 9.2-A15 is that resilience is fundamentally dynamic. Every framework component participates in a continuous cycle of monitoring, assessment, adaptation, and recovery. Rather than reacting only after disruptions occur, the architecture continuously evaluates current conditions, predicts future constraints, and adjusts behavior accordingly.

This continuous adaptation capability allows hybrid AI systems to maintain functionality across a wide range of operational conditions while using available resources as efficiently as possible.

Overall Significance

Overall, Table 9.2-A15 demonstrates how AI-driven degradation management enables hybrid intelligent systems to transition gracefully between operating states while preserving essential functionality, operational continuity, and safety. Through continuous monitoring of communication resources, cloud services, edge infrastructure, sensor integrity, operational conditions, and task requirements, the architecture can identify emerging disruptions and adapt proactively to changing circumstances. By combining predictive assessment, policy-based

adaptation, and controlled recovery mechanisms, the framework transforms resilience from a reactive recovery process into an intelligent and continuously managed operational capability.

A representative four-mode degradation architecture can be organized as follows:

- **Mode 1: Full Hybrid Operation.** Edge, facility-level, and cloud intelligence operate collaboratively. Real-time inference and local control support are performed near the data source, while cloud services provide computationally intensive analytics, cross-facility coordination, global model refinement, and strategic optimization. Normal synchronization and policy-update mechanisms remain active.
- **Mode 2: Cloud-Reduced Operation.** Cloud connectivity or responsiveness becomes intermittent, but selected remote services remain available. The system increases local inference, reduces nonessential cloud requests, prioritizes critical communications, and temporarily extends synchronization intervals. Computationally intensive tasks may be postponed or redirected to available edge resources.
- **Mode 3: Edge-Dominant Operation.** Cloud services are unavailable or cannot satisfy operational requirements. Facility-level edge agents assume responsibility for regional coordination, while embedded devices continue executing locally available inference models and validated policies. Cross-facility optimization and nonessential cloud-dependent analytics are suspended or deferred.
- **Mode 4: Minimal Safe Autonomy.** Severe resource shortages, infrastructure failures, or safety-related abnormalities require the system to restrict operation to essential functions. Noncritical workloads are suspended, actuation authority is constrained, and validated local safety mechanisms maintain protective functions. Depending on the application, equipment may enter a controlled reduced-performance state or execute a predefined safe shutdown procedure.

These modes represent progressively more constrained operating profiles rather than universally fixed system states. An industrial facility, autonomous vehicle, smart building, or distributed energy system may require different degradation configurations because their operational priorities, performance requirements, and safety constraints vary across application domains.

AI models can estimate the likelihood and potential severity of an impending disruption, recommend an appropriate degradation profile, and identify which computational workloads require continued execution, reduced functionality, or temporary suspension. However, **AI-based mode selection must remain within predefined safety boundaries**. Safety-critical

transitions, emergency shutdown procedures, protective interlocks, and other deterministic functions remain governed by validated control logic and independently enforceable safety mechanisms. AI contributes situational assessment, disruption prediction, and adaptive resource allocation without independently overriding established safety constraints or assuming authority over protective control functions.

To prevent unstable transitions between operating profiles, the architecture incorporates transition thresholds, hysteresis mechanisms, minimum residence times, resource reservations, and explicitly defined recovery criteria. These safeguards prevent temporary fluctuations in network quality, computational availability, or operational load from triggering repeated and unnecessary switching between degradation modes. They also promote predictable transitions, preserve essential resources for critical workloads, and provide controlled conditions for restoring normal hybrid operation when system capabilities recover.

While Table 9.2-A15 identifies the principal monitoring functions, analytical mechanisms, adaptive responses, and operational objectives associated with AI-driven degradation management, the interactions among these components are best understood when viewed as an integrated resilience architecture. In practice, degradation management is not a single decision but a continuous process in which health assessment, anomaly detection, risk evaluation, resource forecasting, policy selection, operational adaptation, and recovery management operate together to maintain service continuity. As conditions evolve, the system continuously reassesses its capabilities and determines whether it can sustain normal operation, transition to a more conservative operating profile, or begin restoring previously restricted functionality. Figure 9.2-A15 illustrates this end-to-end adaptive workflow and demonstrates how hybrid AI systems maintain resilience through progressively managed degradation and controlled recovery.

Figure 9.2-A15 presents an architectural model for AI-driven degradation modes and adaptive capability management within resilient hybrid intelligence systems. The figure illustrates how continuous monitoring of network conditions, cloud services, edge resources, sensor reliability, operational environments, and task requirements feeds an AI-based assessment layer responsible for evaluating system health and predicting emerging constraints. A policy engine subsequently applies operational rules and transition criteria to select an appropriate operating mode. Depending on current capabilities and resource availability, the system executes functions within one of several degradation profiles while continuously monitoring conditions for recovery and restoration. Together, these mechanisms enable hybrid AI systems to preserve essential operational functionality and safety under adverse conditions.

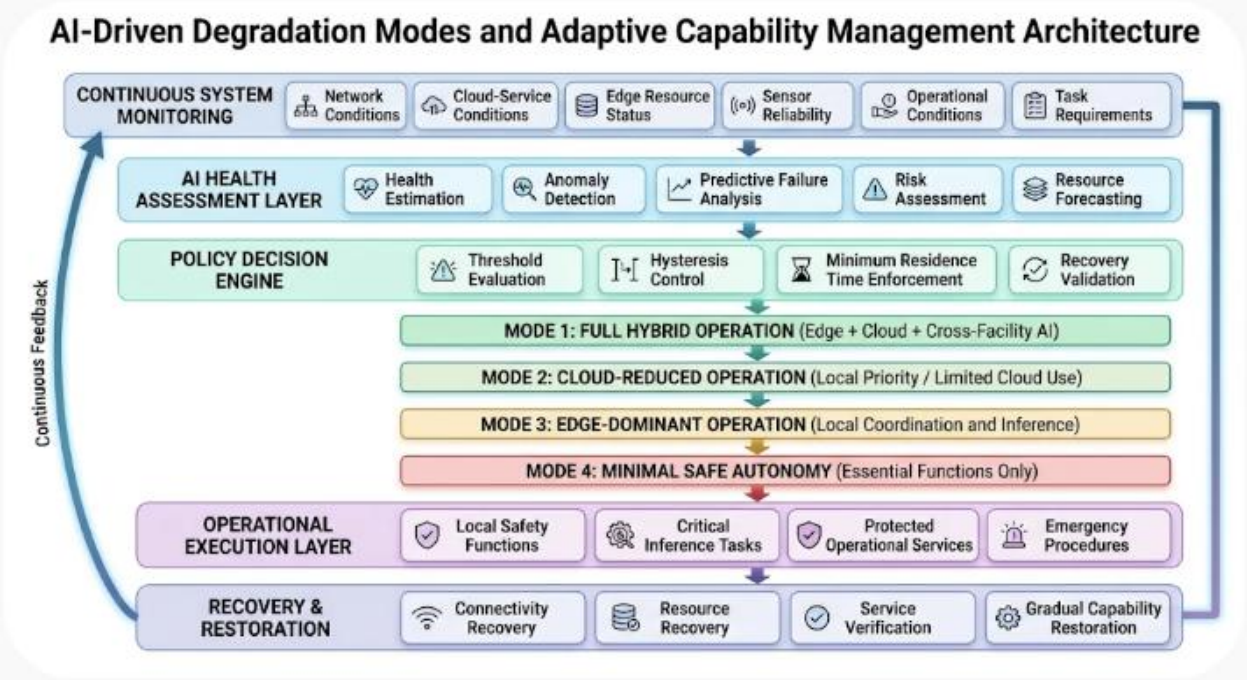

Figure 9.2-A15 – AI-Driven Degradation Modes and Adaptive Capability Management Architecture

The figure illustrates a resilient hybrid AI architecture that continuously monitors operational conditions and dynamically adjusts system capabilities according to available resources and mission requirements. AI-based assessment functions evaluate communication quality, cloud-service availability, edge-resource status, sensor reliability, operational risks, and workload demands. A policy engine selects among progressively constrained operating profiles ranging from full hybrid operation to minimal safe autonomy while enforcing transition controls and recovery criteria. Continuous monitoring and feedback support controlled restoration of capabilities when conditions improve, enabling safe and predictable resilience management.

Legend

Figure Element	***Description***
Continuous System Monitoring	*Ongoing observation of infrastructure, operational conditions, computational resources, communications, and task requirements.*
Network Conditions	*Communication latency, packet loss, bandwidth availability, congestion levels, and connectivity quality.*
Cloud-Service Conditions	*Availability, responsiveness, computational capacity, and reliability of cloud-based services.*

Edge Resource Status	*Utilization and health of local processors, memory, storage, accelerators, and power resources.*
Sensor Reliability	*Assessment of data quality, calibration status, sensor drift, missing observations, and measurement consistency.*
Operational Conditions	*Equipment status, environmental conditions, facility disruptions, and operational hazards.*
Task Requirements	*Computational demands, timing constraints, safety priorities, and workload criticality.*
AI Health Assessment Layer	*Analytical layer responsible for transforming raw telemetry into operational health and risk assessments.*
Health Estimation	*Evaluation of overall system condition using monitored operational indicators.*
Anomaly Detection	*Identification of abnormal behaviors, failures, and emerging disruptions.*
Predictive Failure Analysis	*Estimation of future faults and degradation trends before operational impact occurs.*
Risk Assessment	*Evaluation of disruption severity, probability, and potential operational consequences.*
Resource Forecasting	*Prediction of future availability of communication, computational, and operational resources.*
Policy Decision Engine	*Decision-making layer that determines the most appropriate operating profile based on current conditions.*
Threshold Evaluation	*Comparison of operational indicators against predefined transition criteria.*
Hysteresis Control	*Prevention of unnecessary oscillation between operating modes.*

Minimum Residence Time Enforcement	*Requirement that systems remain in a selected mode for a defined period before transitioning again.*
Recovery Validation	*Verification that conditions support safe restoration of capabilities.*
Mode 1: Full Hybrid Operation	*Normal operation utilizing coordinated cloud, edge, and cross-facility intelligence.*
Mode 2: Cloud-Reduced Operation	*Reduced dependence on cloud services with increased local processing and selective synchronization.*
Mode 3: Edge-Dominant Operation	*Facility-level coordination and local intelligence assume primary responsibility for operation.*
Mode 4: Minimal Safe Autonomy	*Restriction to essential functions required to maintain safety and operational continuity.*
Operational Execution Layer	*Runtime environment in which selected operating policies are implemented.*
Local Safety Functions	*Protective mechanisms that remain operational regardless of degradation state.*
Critical Inference Tasks	*Essential AI workloads required for mission success and operational safety.*
Protected Operational Services	*High-priority system functions reserved during degraded operation.*
Emergency Procedures	*Controlled responses for severe failures and safety-critical events.*
Recovery & Restoration	*Processes responsible for gradually returning the system to higher-performance operating modes.*
Connectivity Recovery	*Restoration and verification of communication capabilities.*
Resource Recovery	*Re-establishment of computational and operational resources.*
Service Verification	*Validation of restored services and supporting infrastructure.*

Gradual Capability Restoration	*Controlled reactivation of suspended services and workloads.*
Continuous Feedback	*Ongoing monitoring cycle supporting adaptation, learning, and resilience management.*

Understanding Adaptive Resilience

Figure 9.2-A15 illustrates how modern hybrid AI systems achieve resilience through adaptation rather than simple fault tolerance. Traditional systems often treat failures as binary conditions in which components are either available or unavailable. In contrast, the figure demonstrates a more sophisticated approach in which operational capabilities are adjusted continuously according to changing resource availability, infrastructure conditions, and operational requirements.

The architecture therefore treats resilience as a dynamic capability-management problem rather than merely a recovery process.

Continuous Monitoring as the Foundation of Adaptation

The degradation-management process begins with the **Continuous System Monitoring** layer.

This layer observes a broad range of operational indicators spanning communication infrastructure, cloud services, edge resources, sensors, operational processes, and workload demands. The figure correctly emphasizes that resilience depends on maintaining awareness of both the computational infrastructure and the operational environment in which the system operates.

Without continuous observation, higher-level adaptation mechanisms would lack the information necessary to make informed decisions.

AI Assessment as the Intelligence Layer

The **AI Health Assessment Layer** transforms monitored information into actionable intelligence.

Through health estimation, anomaly detection, predictive failure analysis, risk assessment, and resource forecasting, the architecture develops a comprehensive understanding of current and future system conditions.

A particularly important feature is the inclusion of predictive analysis. Rather than waiting for failures to occur, the architecture attempts to identify potential problems before they significantly affect operations.

This predictive capability enables proactive adaptation that can often prevent disruptions from escalating into critical failures.

Policy-Based Decision Making

At the center of the architecture is the **Policy Decision Engine**.

Figure 9.2-A15 illustrates that operating-mode selection is governed by predefined policies rather than arbitrary or uncontrolled AI behavior. Threshold evaluation, hysteresis control, minimum residence times, and recovery validation ensure that transitions occur in a controlled and predictable manner.

This design reflects an important engineering principle: AI may recommend adaptations, but transition behavior remains constrained by validated operational policies and safety requirements.

Progressive Degradation Rather Than Abrupt Failure

One of the most significant contributions of the figure is its representation of the four degradation modes.

The architecture transitions progressively through increasingly constrained operating profiles:

- **Full Hybrid Operation**
- **Cloud-Reduced Operation**
- **Edge-Dominant Operation**
- **Minimal Safe Autonomy**

This progression demonstrates that resilient systems attempt to preserve as much functionality as possible while adapting to resource limitations.

Rather than abruptly losing capabilities, the system selectively reduces functionality according to operational priorities.

Preserving Critical Functions

The **Operational Execution Layer** illustrates how adaptive degradation protects critical capabilities.

Regardless of operating mode, certain functions remain active, including:

- Local safety mechanisms.

- Essential inference activities.
- Protected operational services.
- Emergency procedures.

Figure 9.2-A15 therefore reinforces the principle that resilience focuses on preserving mission-critical functions even when less important capabilities must be suspended.

Recovery as a Structured Process

The architecture does not conclude when degradation occurs. Instead, the **Recovery & Restoration** layer continuously evaluates opportunities to restore capabilities.

Connectivity recovery, resource recovery, service verification, and gradual restoration activities allow the system to return to more capable operating modes once conditions improve.

The inclusion of verification mechanisms prevents premature restoration that could destabilize the system.

Continuous Feedback and Learning

The feedback loop connecting monitoring and recovery functions highlights that resilience is an ongoing process.

Each adaptation decision generates new operational observations that influence future assessments. This continuous cycle of monitoring, analysis, adaptation, execution, and recovery allows the system to evolve dynamically in response to changing conditions.

The figure therefore portrays resilience as a continuously managed operational capability rather than an event-driven emergency procedure.

Overall Significance

Overall, Figure 9.2-A15 illustrates how AI-driven degradation management enables hybrid intelligent systems to remain functional, safe, and operationally effective under adverse conditions. Through continuous monitoring, predictive assessment, policy-based adaptation, progressive degradation profiles, protected operational services, and controlled recovery mechanisms, the architecture maintains essential functionality while responding intelligently to disruptions. The result is a resilient hybrid AI system capable of balancing performance, resource constraints, and safety requirements across a wide range of operational conditions, thereby supporting graceful degradation and reliable long-term operation in complex industrial environments.

The discussion of **AI-Driven Degradation Modes and Adaptive Capability Management** has established how hybrid intelligent systems can maintain operational continuity by progressively adjusting their capabilities in response to changing resource availability, infrastructure conditions, and mission requirements. Through continuous monitoring, predictive assessment, policy-based adaptation, and controlled transitions among degradation profiles, the architecture preserves critical functions while reducing dependence on unavailable or constrained resources. However, adaptive degradation alone does not fully address one of the most challenging resilience scenarios faced by distributed AI systems: the prolonged or complete loss of connectivity to external intelligence sources, cloud services, enterprise coordination platforms, or broader communication infrastructures.

This challenge introduces the next stage of resilient autonomous operation: **Offline Cognitive Operation and Autonomous Local Decision-Making**. When higher-level coordination services become unavailable, facilities, devices, autonomous agents, and edge platforms must continue making informed decisions using locally available intelligence, cached knowledge, validated operational policies, and previously learned models. Rather than merely surviving temporary disconnections, modern hybrid AI systems are increasingly expected to sustain meaningful cognitive capabilities even when isolated from cloud resources and enterprise coordination services. Achieving this objective requires architectures that support local reasoning, autonomous adaptation, contextual awareness, and safety-preserving decision-making despite reduced access to external information. The result is an intelligent operational mode in which systems remain capable of perceiving, reasoning, prioritizing, and acting within their local environments while preserving continuity, resilience, and mission effectiveness until broader coordination mechanisms become available again.

ii. Offline Cognitive Operation and Autonomous Local Decision-Making

Offline cognitive operation is the ability of edge and embedded AI components to preserve essential perception, inference, and decision-support capabilities when communication with cloud services or other distributed components is unavailable. It is more than simply maintaining device operation without an internet connection. It requires the system to retain sufficient local models, policies, operational context, and decision-making authority to function independently within predefined limits.

The central architectural principle is **local cognitive continuity under distributed disconnection**. Devices and facility-level edge agents must not depend on continuous cloud authorization for functions that are required to maintain immediate operational responsiveness or safety. Instead, they rely on previously validated models, locally available data, cached policies, and bounded autonomous decision procedures.

Several complementary strategies support this capability:

- **Cached Policy and Knowledge Execution**. Edge nodes retain authenticated copies of recently approved global policies, operating thresholds, equipment configurations, and relevant contextual information. When cloud connectivity is interrupted, local agents continue operating with these previously validated resources, preserving essential decision-making capabilities without requiring continuous access to centralized infrastructure. Each cached policy incorporates version identifiers, validity periods, expiration conditions, and applicable operating constraints. These attributes enable local agents to verify policy currency and applicability, preventing outdated instructions from being applied indefinitely or beyond their authorized operational scope. Policy expiration and connectivity-loss conditions also trigger predefined fallback procedures when an authoritative update cannot be obtained.
- **Local Model Substitution and Adaptive Inference.** When a computationally intensive cloud model becomes inaccessible, an edge device can transition to a smaller, locally deployed model to maintain selected inference capabilities. Quantized, pruned, or distilled neural networks provide lower-complexity alternatives that reduce computational and memory requirements while preserving sufficient accuracy for designated tasks. Each substitute model requires validation under its intended degraded operating conditions, including evaluation of inference accuracy, execution latency, resource consumption, and uncertainty. The system also monitors changes in model confidence and prediction reliability to identify conditions in which reduced accuracy or elevated uncertainty makes autonomous operation inappropriate. In such circumstances, predefined fallback mechanisms, restricted operating modes, or human intervention provide alternatives to continued reliance on potentially unreliable inference results.
- **Predictive Workload Relocation.** AI-based network and infrastructure monitoring can identify early indicators of connectivity deterioration, such as increasing latency, packet loss, or unstable service availability. Before communication is completely interrupted, workload-placement policies can migrate eligible inference tasks toward facility-level edge servers or embedded devices. This reduces dependence on remote services and **helps preserve latency-sensitive decision flows.**
- **Locally Bounded Policy Execution**. Edge agents continue executing previously validated policies within their assigned operational authority, preserving essential local decision-making capabilities during network isolation. However, policies that depend on current global information, cross-facility coordination, or frequently refreshed cloud intelligence

require additional restrictions when their underlying assumptions are no longer valid. Local agents must distinguish between decisions that remain within established safety and operational boundaries using authenticated cached information and decisions that require updated global context, centralized coordination, or renewed authorization. When the required information or authorization is unavailable, the system applies predefined fallback procedures or transitions to a more conservative operating mode.

- **Adaptive Update Intervals and Temporal Policy Management.** During network isolation, synchronization intervals can be extended and nonessential policy updates deferred to conserve communication and computational resources. Nevertheless, extending an update interval does not automatically preserve the validity of an existing policy. Each policy incorporates explicitly defined validity conditions, expiration rules, and fallback behavior. The system continuously evaluates the freshness and relevance of cached information against these requirements. When critical contextual information becomes outdated or insufficient to support reliable decisions, the architecture restricts autonomous decision-making or transitions to a more conservative operating profile until the necessary information becomes available.
- **Local Anomaly Detection and Conservative Escalation.** Without cloud-scale correlation, individual edge nodes may have limited visibility into abnormal patterns spanning multiple machines, production lines, or geographically distributed facilities. Local anomaly detectors therefore continue evaluating available sensor observations, equipment behavior, and operational conditions independently of centralized analytics. When detection confidence is insufficient or observed conditions exceed predefined risk thresholds, conservative escalation procedures initiate additional verification, restrict affected operations, or request human intervention as appropriate. Significant anomalies, supporting observations, timestamps, and relevant contextual information are retained locally for subsequent investigation and cross-facility correlation after network connectivity is restored.
- **Store-and-Forward Data Management.** During isolation, devices and edge servers buffer telemetry, anomaly records, operational events, model-performance observations, and deferred analytics. Once connectivity returns, these records can be transmitted for global analysis. Timestamping, event identifiers, provenance metadata, and duplicate-detection mechanisms help preserve the integrity and chronological consistency of deferred information.

For example, consider a manufacturing facility that loses its connection to the cloud during an active production cycle. Embedded controllers continue supporting immediate machine

operation, while local AI models monitor equipment conditions and detect anomalies. The facility-level edge server coordinates available resources, prioritizes critical inference tasks, and applies cached maintenance and operational policies. Cloud-dependent production optimization and cross-facility analytics are temporarily suspended. Although the facility loses access to global intelligence, it retains sufficient local cognition to maintain essential operations within its validated operating limits.

Offline operation must account for the limitations of locally available information and computational resources. Cached models may experience declining accuracy as equipment conditions, operating environments, or underlying data distributions change. Similarly, local agents may lack the broader operational context required to recognize anomalies that become apparent only through observations and correlations across multiple facilities. Consequently, offline autonomy must remain **bounded by model confidence, information freshness, resource availability, and the safety classification of each task**. These factors collectively determine the extent of autonomous decision-making permitted under disconnected operating conditions. When predefined operational or safety limits are exceeded, the system initiates appropriate fallback measures, including requesting human intervention, restricting decision-making authority, reducing operational functionality, or transitioning to a validated safe operating condition. This approach preserves essential local capabilities while preventing autonomous operation from extending beyond the reliability of available information and validated system capabilities.

iii. AI-Driven Recovery, State Reconciliation, and Re-Synchronization

The restoration of network connectivity or computational capacity does not immediately return a distributed AI architecture to normal operation. During an outage, edge nodes may have accumulated local observations, deferred events, independently generated decisions, and model-performance information that differ from the current cloud or global state. Recovery must therefore restore coordination without introducing inconsistent policies, duplicated actions, conflicting decisions, or abrupt changes in system behavior.

AI-supported recovery mechanisms help assess the condition of the distributed architecture and determine the appropriate sequence for restoring its normal cognitive functions. This process can be organized into several stages:

- **Connectivity and Infrastructure Verification.** Before normal synchronization resumes, the system verifies the availability, responsiveness, and integrity of restored communication links and remote services. Health-monitoring models assess whether the recovered infrastructure is sufficiently stable to support the expected workload.

- **State Reconciliation.** Edge and cloud components compare their respective operational states, including equipment status, event histories, resource utilization, policy versions, and pending tasks. Timestamped records, version identifiers, and event provenance help distinguish new information from previously processed observations. Conflicts must be resolved according to predefined authority and consistency rules rather than simply allowing the most recently received update to overwrite local state.
- **Deferred Event and Backlog Processing.** Buffered telemetry, anomaly records, and postponed analytical tasks are gradually transmitted and processed. AI-based scheduling can prioritize information according to operational importance, time sensitivity, and analytical value. Event identifiers and duplicate-detection procedures prevent repeated processing from producing inconsistent records or unintended actions.
- **Policy Re-Alignment and Model Validation.** Local policies and deployed models are compared against their approved global versions to identify differences in configuration, version history, and operational behavior. When updates become available, the receiving edge node verifies model identity, cryptographic integrity, software and hardware compatibility, and applicability to local operating conditions before deployment. New models undergo local validation or staged evaluation to confirm their performance under facility-specific workloads and constraints. If an update produces unacceptable performance degradation, unexpected behavior, or compatibility problems, rollback mechanisms restore a previously validated and approved version.
- **Model Update Integration and Federated Learning Coordination.** Model updates generated during disconnected operation can contribute to subsequent global model refinement. However, locally trained updates are not automatically incorporated into the global model. Their quality, provenance, compatibility, convergence characteristics, and potential security risks require evaluation before integration. Federated learning provides a mechanism for collaborative model refinement across distributed facilities, while secure aggregation, update validation, participant authentication, and appropriate privacy protections govern the exchange and incorporation of locally generated model updates. This process enables distributed learning contributions to support global intelligence without compromising model integrity or data governance requirements.
- **Gradual Restoration of Cloud-Scale Optimization.** After distributed system states have been reconciled and infrastructure stability has been established, cloud-dependent analytics, global optimization, cross-facility coordination, and normal policy-update cycles can be progressively reintroduced. Restoration proceeds in controlled stages, allowing communication capacity, computational resources, and synchronization

mechanisms to accommodate increasing cloud activity. Throughout this transition, essential local functions remain operational, preventing recovery procedures from interrupting critical processes or creating unnecessary dependencies on centralized infrastructure.

Recovery is governed by a controlled sequence of **verification, reconciliation, validation, and progressive restoration**. Prematurely reintroducing cloud intelligence can overload restored network links, create synchronization bottlenecks, and cause local agents to receive policies that conflict with current operating conditions. AI-based recovery schedulers can evaluate infrastructure readiness, communication capacity, computational availability, and operational priorities to determine the sequence and timing of restoration activities. However, explicit state-consistency rules, authenticated update procedures, compatibility checks, and validated deployment controls retain authority over changes to operational policies and decision-making permissions. This coordinated recovery process restores hybrid edge–cloud intelligence while preserving local autonomy, system consistency, and operational continuity.

iv. AI-Specific Resilience: Model Integrity, Uncertainty, and Cognitive Fault Management

Hybrid AI systems introduce failure modes that extend beyond conventional hardware and network disruptions. A system may remain connected and computationally available while its intelligence becomes unreliable because of model drift, corrupted parameters, poisoned training updates, adversarial inputs, or changes in the environment that invalidate previously learned patterns. Resilience must therefore protect not only infrastructure availability but also the integrity and reliability of the AI components themselves.

Several mechanisms are particularly important:

- **Model-Performance Monitoring.** Edge and cloud agents continuously evaluate prediction accuracy, anomaly-detection behavior, confidence levels, and changes in input-data distributions. Significant deviations may indicate model drift, deteriorating predictive performance, sensor degradation, or changing operating conditions. Continuous monitoring enables the architecture to identify potential reliability problems and initiate appropriate diagnostic, corrective, or model-maintenance procedures before performance degradation compromises downstream decisions.
- **Uncertainty-Aware Decision-Making.** AI models communicate confidence levels or uncertainty estimates alongside their predictions to provide additional context for downstream decision processes. When uncertainty exceeds task-specific thresholds, the system can request additional observations, invoke an alternative validated model, defer a noncritical decision, restrict its decision authority, or transition to a more conservative

operating mode. This approach prevents uncertain predictions from being treated as definitive evidence and allows the system to adapt its behavior according to the reliability of available information.

- **Model and Policy Integrity Verification.** Model files, policy packages, and configuration updates undergo authentication and cryptographic integrity verification before execution or activation. Secure distribution mechanisms, version control, access restrictions, digital signatures, and deployment records help prevent unauthorized modifications and preserve the authenticity of operational software and AI assets. These safeguards also establish traceability across model updates, policy changes, and configuration modifications.
- **Resilient Model Deployment and Rollback.** New models are introduced through staged deployment, shadow evaluation, or controlled activation to assess their behavior before they assume operational responsibilities. During deployment, monitoring mechanisms evaluate predictive performance, inference latency, resource consumption, and compatibility with existing system configurations. If performance deteriorates or unexpected behavior emerges, automated or operator-authorized rollback mechanisms restore a previously validated model while preserving essential operational functions. Rollback procedures also account for associated dependencies, runtime configurations, and software compatibility.
- **Poisoning and Adversarial-Risk Detection.** Distributed learning pipelines evaluate suspicious model updates, abnormal training behavior, and potentially manipulated input patterns. Federated learning participants, for example, may contribute compromised or deliberately manipulated updates that affect the quality and integrity of the global model. Update validation, robust aggregation, participant authentication, anomaly detection, and provenance verification help reduce exposure to these threats. Because no individual detection mechanism provides complete protection, these safeguards operate as complementary layers within the broader model-security architecture.
- **Sensor and Data-Quality Resilience.** When sensors fail, experience calibration drift, or produce inconsistent observations, AI-based diagnostic models identify potentially unreliable inputs and assess the availability of alternative sensors or redundant data sources. Sensor health indicators, cross-sensor consistency checks, signal-quality measurements, and temporal comparisons help determine whether observed information remains suitable for downstream inference. Decisions based on incomplete, inconsistent, or questionable data are subject to appropriate restrictions, including

additional verification, reduced decision authority, alternative sensing configurations, or transition to a validated conservative operating mode. These mechanisms help prevent degraded sensing conditions from propagating unreliable information throughout distributed AI decision processes.

These mechanisms establish an important distinction: **infrastructure resilience preserves the availability of computing and communication resources, whereas cognitive resilience preserves the trustworthiness of the intelligence operating on those resources**. A robust hybrid architecture requires both.

v. Multi-Tier Resilience and Distributed Cognitive Continuity

The long-term effectiveness of resilient hybrid AI systems depends not on the robustness of any single component but on the coordinated resilience of the entire intelligence hierarchy. Degradation management, offline cognitive operation, adaptive recovery, and fault-tolerant coordination must therefore function across all architectural tiers simultaneously. Devices, facility-edge platforms, and cloud environments perform different operational roles, operate under different constraints, and possess different capabilities for maintaining autonomous operation during disruptive events. Consequently, resilience cannot be implemented as a single mechanism applied uniformly throughout the architecture. Instead, it must be organized as a **multi-tier resilience framework** that distributes responsibility for continuity according to the role, resources, and decision authority of each layer.

In such an architecture, resilience becomes a shared responsibility across the intelligence hierarchy. Device-level systems preserve immediate responsiveness and safety-critical awareness. Edge-level systems maintain regional intelligence and operational coordination. Cloud-level systems provide enterprise-scale analytics, cross-facility learning, and strategic optimization when higher-level services remain available. If one tier becomes degraded or unavailable, other tiers adapt their behavior and assume additional responsibilities when appropriate. Through this layered approach, the overall system maintains **distributed cognitive continuity**, ensuring that essential intelligence capabilities remain operational even when portions of the architecture experience failures, resource constraints, or communication disruptions.

Rather than viewing resilience as the ability to prevent failure entirely, modern hybrid AI architectures view resilience as the ability to preserve meaningful cognitive functionality despite changing conditions. This perspective shifts the focus from component reliability to **continuity of perception, reasoning, adaptation, and decision-making** across the broader system.

The preceding discussion has shown that resilience in hybrid AI systems must be distributed across multiple architectural layers rather than concentrated within a single component or infrastructure domain. Devices, edge platforms, cloud services, and cross-facility coordination systems each contribute unique capabilities to the broader intelligence ecosystem and therefore face different operational risks and continuity requirements. Maintaining system functionality during disruptions requires a clear understanding of which layer is responsible for preserving specific cognitive capabilities, what resilience mechanisms support those capabilities, and how recovery occurs when conditions improve. Table 9.2-A16 summarizes these relationships by mapping resilience responsibilities, preserved intelligence functions, supporting resilience mechanisms, and recovery activities across the major tiers of a distributed cognitive architecture.

Table 9.2-A16 presents a structured view of multi-tier resilience within hybrid AI systems. The table identifies the principal architectural layers involved in distributed intelligence, the resilience responsibilities assigned to each layer, the cognitive capabilities that must remain available during disruptions, the mechanisms used to sustain operation under degraded conditions, and the recovery functions required to restore normal operation. Together, these elements illustrate how resilience is distributed throughout the intelligence hierarchy and how continuity of perception, reasoning, coordination, and optimization can be preserved despite failures affecting individual components or infrastructure services.

Table 9.2-A16 – Multi-Tier Resilience Responsibilities and Distributed Cognitive Continuity Mechanisms

Architectural Tier	Primary Resilience Responsibility	Cognitive Capabilities Preserved During Disruption	Resilience Mechanisms	Recovery Functions
Device Layer	Immediate operational continuity	Perception, local inference, event detection, bounded autonomy	Cached models, local policies, redundant sensing, event buffering	Restore synchronization, upload buffered events, update local intelligence
Embedded Control Layer	Safety preservation	Protective logic, safe-state management,	Hardware interlocks, safety controllers,	Safe reintegration with higher-level services

		deterministic control	watchdog mechanisms	
Facility Edge Layer	Regional coordination and local intelligence	Workload management, device coordination, operational context maintenance	Redundant edge servers, failover services, local data repositories	Restore cloud synchronization and distributed coordination
Facility Operations Layer	Business and operational continuity	Production management, maintenance scheduling, local optimization	Local policy execution, autonomous scheduling, resource adaptation	Reconcile operational histories and policies
Cloud Intelligence Layer	Enterprise learning and strategic optimization	Forecasting, model refinement, enterprise analytics	Geographic redundancy, workload replication, distributed services	Resume large-scale analytics and optimization
Cross-Facility Coordination Layer	Organizational synchronization	Shared situational awareness, distributed optimization, resource coordination	Federated coordination, policy synchronization, state reconciliation	Restore collaborative learning and enterprise-wide optimization

Source: *Adapted from resilient cyber-physical systems, industrial AIoT architectures, distributed autonomous systems, hybrid intelligence frameworks, and fault-tolerant AI operations.*

Understanding Distributed Cognitive Continuity

Table 9.2-A16 illustrates that resilience within modern hybrid AI systems extends beyond traditional notions of fault tolerance and infrastructure redundancy. Rather than focusing exclusively on maintaining hardware availability or communication connectivity, the table

emphasizes the preservation of **cognitive continuity** across multiple architectural layers. The underlying objective is to ensure that essential intelligence functions remain operational even when portions of the supporting infrastructure become unavailable.

A central insight emerging from the table is that different layers preserve different forms of intelligence. Consequently, resilience responsibilities are distributed according to each layer's operational role, available resources, and proximity to the physical environment.

Device Layer: Preserving Immediate Awareness and Response

The **Device Layer** forms the foundation of the resilience hierarchy.

This layer is responsible for maintaining direct interaction with the physical environment through sensing, event detection, local inference, and bounded autonomous decision-making. Because devices operate closest to industrial processes, they frequently remain the first operational components available during communication failures or higher-level service disruptions.

The table shows that devices preserve capabilities such as:

- Perception.
- Local inference.
- Event identification.
- Limited autonomous action.

To sustain these functions, devices employ cached models, local policies, redundant sensing mechanisms, and event-buffering strategies.

This design ensures that essential situational awareness remains available even when higher-level coordination services become unavailable.

Embedded Control Systems and Safety Preservation

The **Embedded Control Layer** focuses on maintaining safety and operational protection.

Unlike AI-based decision components, this layer often contains deterministic controllers, hardware interlocks, watchdog circuits, and protective logic that remain active regardless of communication or computational conditions.

Table 9.2-A16 appropriately distinguishes safety preservation from broader cognitive functions. While AI systems may adapt operational behavior, safety mechanisms maintain authority over protective actions and safe-state management.

This separation reflects a core principle of resilient autonomous systems: adaptive intelligence complements rather than replaces validated safety controls.

Facility Edge Layer as the Continuity Coordinator

The **Facility Edge Layer** occupies a particularly important position within the resilience architecture.

As shown in the table, edge systems preserve:

- Device coordination.
- Workload management.
- Local intelligence aggregation.
- Operational-context maintenance.

The edge layer acts as an intermediary that allows facilities to continue coordinated operation even when disconnected from cloud resources. Redundant servers, failover architectures, and local repositories enable edge systems to absorb responsibilities normally performed by higher-level services.

This role makes edge resilience a critical contributor to operational continuity during extended communication disruptions.

Maintaining Business Operations at the Facility Layer

The **Facility Operations Layer** extends resilience beyond infrastructure and computation into the realm of operational management.

The table highlights responsibilities such as:

- Production continuity.
- Maintenance planning.
- Resource allocation.
- Local optimization.

By preserving these functions during disruptions, organizations maintain operational effectiveness despite limitations affecting enterprise-level services.

This illustrates that resilience encompasses not only the preservation of technical systems but also the preservation of business processes and mission-critical operations.

Cloud Intelligence and Enterprise Learning

At the upper end of the hierarchy, the **Cloud Intelligence Layer** supports enterprise-scale cognitive capabilities.

Table 9.2-A16 identifies forecasting, model refinement, enterprise analytics, and strategic optimization as key services maintained within this layer. While these capabilities are generally less time-sensitive than local operational functions, they remain essential for long-term organizational learning and optimization.

Geographic redundancy, workload replication, and distributed service architectures improve cloud resilience by reducing dependence on individual infrastructure components.

The cloud layer therefore contributes primarily to organizational continuity and strategic effectiveness rather than immediate operational survival.

Cross-Facility Coordination as Organizational Resilience

The highest-level perspective represented in the table is the **Cross-Facility Coordination Layer**.

This layer preserves:

- Shared situational awareness.
- Distributed optimization.
- Coordinated learning.
- Enterprise resource management.

Table 9.2-A16 demonstrates that organizational learning and synchronization also require resilience mechanisms. Federated coordination frameworks, synchronization services, and reconciliation mechanisms enable participating facilities to continue contributing to enterprise intelligence despite disruptions affecting portions of the ecosystem.

As a result, resilience extends beyond individual facilities to encompass the continuity of the broader organizational intelligence network.

Recovery Functions Across the Architecture

A particularly important feature of Table 9.2-A16 is the inclusion of dedicated **Recovery Functions** for each architectural tier.

Recovery activities differ according to the role of each layer. Devices focus on synchronizing observations and updating local intelligence. Edge platforms restore coordination relationships

and cloud connectivity. Operational systems reconcile schedules, policies, and historical records. Cloud services reactivate enterprise analytics and optimization processes. Cross-facility systems restore collaborative learning and synchronization.

Table 9.2-A15 therefore reinforces the idea that resilience involves both degradation and recovery. Preserving functionality during disruption is only part of the overall objective; restoring coordinated intelligence is equally important.

Resilience as a Hierarchical Responsibility

Viewed collectively, Table 9.2-A16 demonstrates that resilience is fundamentally hierarchical.

Each layer protects a specific category of intelligence:

- Devices preserve perception.
- Controllers preserve safety.
- Edge platforms preserve coordination.
- Facilities preserve operations.
- Cloud environments preserve learning.
- Cross-facility systems preserve organizational awareness.

Because responsibilities are distributed across the architecture, failure at one layer does not automatically eliminate all intelligence capabilities.

This layered approach significantly reduces systemic vulnerability and promotes continuity under diverse operating conditions.

From Infrastructure Resilience to Cognitive Resilience

A broader lesson emerging from Table 9.2-A16 is the distinction between infrastructure resilience and cognitive resilience.

Traditional approaches emphasize maintaining communication links, servers, storage systems, and computational resources. While these remain important, the table illustrates that modern hybrid AI systems must also preserve the ability to perceive, reason, coordinate, learn, and adapt.

In this sense, resilience becomes an extension of intelligence itself. The architecture is designed not merely to survive disruptions but to continue functioning as an intelligent system despite degraded conditions.

Overall Significance

Overall, Table 9.2-A16 demonstrates how distributed cognitive continuity emerges through coordinated resilience across devices, embedded controllers, facility-edge systems, operational platforms, cloud intelligence services, and cross-facility coordination layers. By assigning distinct resilience responsibilities to each architectural tier and equipping those tiers with appropriate preservation and recovery mechanisms, hybrid AI systems can maintain essential perception, decision-making, coordination, and learning capabilities even during significant disruptions. The result is a resilient distributed intelligence architecture in which operational continuity, adaptive behavior, and organizational learning remain available despite failures affecting individual components, communication pathways, or infrastructure services.

Device-Level Resilience

The first layer of resilience resides within embedded devices and local autonomous agents that interact directly with physical processes and operational environments.

Device-level systems are responsible for:

- Immediate perception and sensing.
- Local inference and classification.
- Event detection.
- Time-critical actuation support.
- Situational awareness.
- Bounded autonomous responses.

Because these devices often operate closest to physical processes, they must remain functional even when communication with edge gateways or cloud services becomes unavailable.

To support this objective, device-level resilience mechanisms commonly include:

- Lightweight onboard AI models.
- Cached operational policies.
- Local rule bases.
- Redundant sensing mechanisms.
- Event buffering and local storage.

- Sensor confidence estimation.
- Fail-safe operating procedures.

Importantly, deterministic controllers, supervisory logic, safety interlocks, and certified protection systems continue to retain authority over essential safety functions.

AI enhances local adaptability and situational awareness but does not replace validated safety mechanisms responsible for preventing hazardous conditions.

Facility-Level Edge Resilience

The second resilience layer is the facility-edge environment.

Edge platforms occupy a critical intermediate position between local devices and enterprise-level intelligence services. During normal operation, edge systems coordinate devices, aggregate data, manage local intelligence models, and provide a bridge to cloud-based services.

When cloud connectivity becomes degraded or unavailable, edge platforms assume increased responsibility for operational continuity.

Facility-level edge resilience supports:

- Regional decision coordination.
- Local optimization.
- Intelligence aggregation.
- Workload redistribution.
- Communication prioritization.
- Model hosting and synchronization.
- Operational context preservation.

To improve resilience, facilities frequently implement:

- Redundant edge servers.
- High-availability architectures.
- Failover clusters.
- Local model repositories.
- Distributed data stores.

- Backup communication paths.

These mechanisms allow facilities to continue coordinated operation even when disconnected from higher-level intelligence services.

In many environments, edge resilience forms the most important bridge between immediate local autonomy and enterprise-level optimization.

Cloud and Cross-Facility Resilience

At the highest level of the hierarchy, cloud services and cross-facility coordination platforms provide:

- Enterprise analytics.
- Global situational awareness.
- Model refinement.
- Strategic planning.
- Fleet-wide optimization.
- Cross-site synchronization.
- Organizational learning.

Unlike device and edge systems, cloud environments are not generally responsible for immediate operational control. Instead, they enhance decision quality through broad visibility and computational scale.

Resilience at this tier focuses on maintaining:

- Service availability.
- Geographic redundancy.
- Distributed model management.
- Cross-region failover.
- Federated coordination.
- Multi-cloud continuity.
- Recovery orchestration.

When one cloud service, data center, or facility becomes unavailable, unaffected portions of the industrial ecosystem can continue operating independently using local intelligence and previously validated policies.

Once connectivity is restored, global coordination resumes through state reconciliation, synchronization, and controlled recovery procedures.

This separation prevents enterprise-level failures from automatically becoming operational failures at individual facilities.

Distributed Cognitive Continuity

A distinguishing characteristic of multi-tier resilience is its emphasis on maintaining cognitive continuity rather than merely preserving infrastructure availability.

Traditional resiliency strategies frequently focus on:

- Hardware redundancy.
- Backup servers.
- Communication recovery.
- Infrastructure failover.

While these capabilities remain important, modern AI systems must also preserve:

- Situational awareness.
- Decision-making capability.
- Operational knowledge.
- Policy consistency.
- Learned intelligence.
- Adaptive behavior.

Consequently, distributed cognitive continuity requires every architectural tier to maintain an appropriate subset of intelligence capabilities when operating in degraded conditions.

For example:

- Devices preserve perception and local reasoning.
- Edge systems maintain coordination and operational context.

- Cloud systems support enterprise learning and optimization when available.

The continuity of intelligence therefore survives even when portions of the supporting infrastructure become unavailable.

Coordinated Resilience Across Tiers

An important design objective of multi-tier resilience is avoiding single points of cognitive failure.

Resilience mechanisms must coordinate not only within a given tier but also across tiers. Health assessments, degradation modes, workload migrations, policy adaptations, synchronization schedules, and recovery procedures must operate cohesively throughout the architecture.

Examples of coordinated resilience include:

- Migrating AI inference workloads from cloud resources to edge systems.
- Reallocating edge processing tasks among available facilities.
- Activating cached models during communication interruptions.
- Suspending nonessential intelligence services to preserve critical resources.
- Prioritizing communication bandwidth for safety-related events.
- Gradually restoring synchronization after network recovery.

Through these mechanisms, resilience becomes an enterprise-wide adaptive process rather than a collection of isolated fault-management activities.

Graceful Recovery and Re-Synchronization

Multi-tier resilience also encompasses coordinated recovery.

A resilient architecture does not simply return all capabilities immediately after recovering from disruption. Instead, restoration occurs gradually and predictably.

Recovery activities may include:

- Verifying communication stability.
- Validating restored services.
- Reconciling operational histories.
- Confirming model compatibility.

- Restoring synchronization schedules.
- Re-enabling deferred workloads.
- Reactivating optimization services.
- Re-establishing cross-facility coordination.

These procedures reduce the risk of instability while ensuring that operational consistency is restored throughout the distributed intelligence ecosystem.

While Table 9.2-A16 identifies the resilience responsibilities, preserved cognitive capabilities, supporting mechanisms, and recovery functions associated with each architectural tier, the interactions among these layers become more apparent when viewed as a unified operational framework. In practice, device-level autonomy, edge-level coordination, cloud intelligence, and cross-facility collaboration do not operate independently during disruptive events. Instead, they continuously exchange responsibilities, redistribute computational workloads, preserve operational context, and restore capabilities as conditions change. The effectiveness of distributed resilience therefore depends not only on the robustness of individual layers but also on the coordination mechanisms that maintain cognitive continuity across the entire intelligence hierarchy. Figure 9.2-A16 illustrates this relationship and shows how degradation management, cognitive preservation, workload migration, synchronized recovery, and adaptive coordination collectively sustain intelligent operation across a distributed industrial ecosystem.

Figure 9.2-A16 presents a conceptual architecture for multi-tier resilience and distributed cognitive continuity in hybrid AI systems. The figure illustrates how intelligence and operational responsibility are distributed across device, facility-edge, cloud, and cross-facility coordination layers to ensure continuity during disruptive conditions. As resources become constrained or services become unavailable, responsibility for cognitive functions progressively shifts toward local intelligence layers. When conditions improve, capabilities are restored through controlled recovery and re-synchronization processes. The architecture demonstrates how resilient AI systems preserve perception, reasoning, coordination, and adaptive decision-making even when portions of the supporting infrastructure experience degradation or failure.

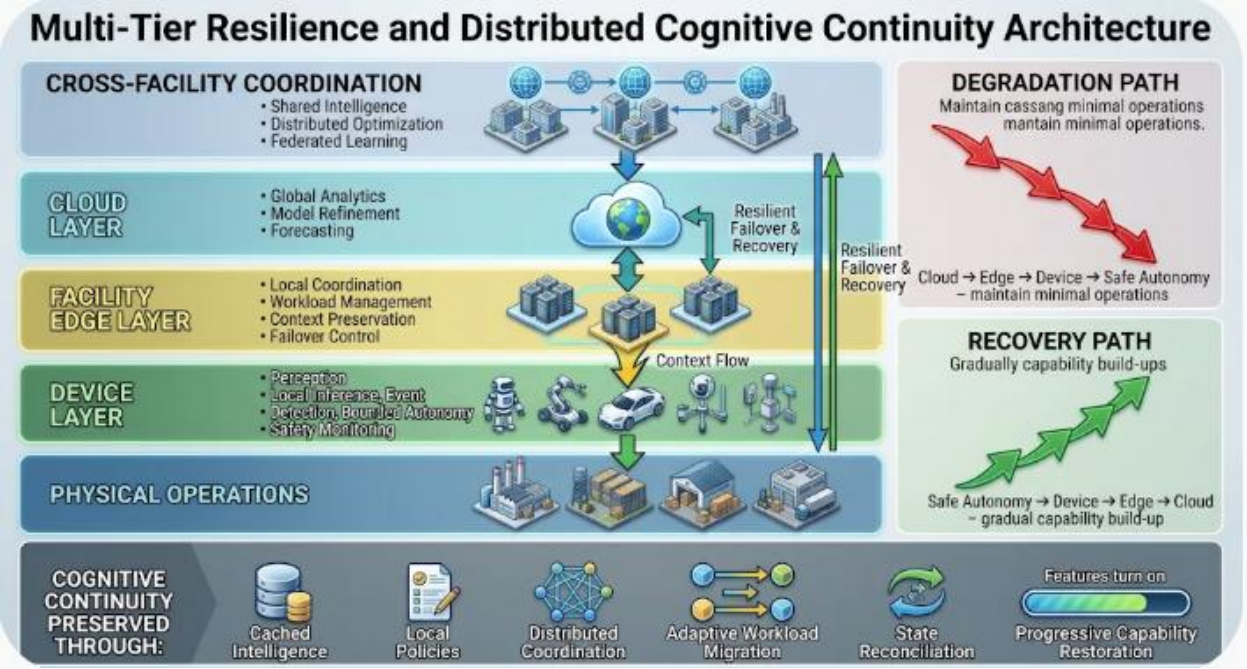

Figure 9.2-A16 – Multi-Tier Resilience and Distributed Cognitive Continuity Architecture

The figure illustrates how resilience is distributed across device, facility-edge, cloud, and cross-facility coordination layers to preserve operational intelligence during disruptions. As communication failures, resource shortages, or service interruptions occur, cognitive responsibilities progressively shift toward local layers capable of maintaining essential functionality. Degradation and recovery mechanisms operate in a coordinated manner, enabling continuity of perception, local reasoning, distributed coordination, and enterprise intelligence while supporting graceful degradation and controlled restoration of capabilities.

Legend

Figure Element	***Description***
Cross-Facility Coordination Layer	*Enterprise-wide intelligence layer supporting federated learning, distributed optimization, shared situational awareness, and cross-site coordination.*
Shared Intelligence	*Knowledge exchanged among facilities to support collective learning and coordinated decision-making.*
Distributed Optimization	*Enterprise-level optimization of resources, production activities, logistics operations, and operational objectives.*

Federated Learning	*Collaborative model-improvement framework enabling learning across facilities while preserving local control of data.*
Cloud Layer	*Centralized intelligence environment supporting forecasting, model refinement, large-scale analytics, and strategic optimization.*
Global Analytics	*Enterprise-scale analysis of operational trends, anomalies, and performance metrics.*
Model Refinement	*Continuous improvement of predictive and decision-support models using distributed operational knowledge.*
Forecasting	*Prediction of future operational conditions, risks, resource demands, and system states.*
Facility Edge Layer	*Intermediate intelligence layer supporting coordination, workload management, and local operational continuity.*
Local Coordination	*Synchronization and management of facility-level resources, devices, and operational activities.*
Workload Management	*Distribution and prioritization of computational workloads according to available resources.*
Context Preservation	*Maintenance of operational state, local knowledge, and situational awareness during disruptions.*
Failover Control	*Mechanisms supporting continuity through workload redistribution and service substitution.*
Device Layer	*Local intelligence layer responsible for perception, immediate inference, event detection, and bounded autonomous responses.*
Perception	*Acquisition and interpretation of information from sensors and physical environments.*
Local Inference	*Execution of embedded AI models and decision-support processes at the device level.*

Event Detection	*Recognition of operational events, anomalies, and significant environmental changes.*
Bounded Autonomy	*Autonomous decision-making constrained by validated policies and safety limits.*
Safety Monitoring	*Continuous evaluation of conditions affecting safety and operational integrity.*
Physical Operations	*Industrial processes, machines, facilities, vehicles, and infrastructure interacting with the physical environment.*
Degradation Path	*Progressive reduction of system capabilities from cloud-supported intelligence toward minimal safe autonomy.*
Recovery Path	*Controlled reactivation and restoration of capabilities as operational conditions improve.*
Resilient Failover & Recovery	*Adaptive transfer and restoration of workload responsibilities between architectural tiers.*
Context Flow	*Movement of operational knowledge and situational awareness throughout the resilience hierarchy.*
Cached Intelligence	*Locally stored models, policies, and operational knowledge used during communication interruptions.*
Local Policies	*Prevalidated decision rules and operational procedures available at local layers.*
Distributed Coordination	*Cooperative operation among devices, edge systems, and facilities despite degraded conditions.*
Adaptive Workload Migration	*Dynamic relocation of computational workloads according to resource availability.*
State Reconciliation	*Synchronization and validation of system state following disruptions.*

Progressive Capability Restoration	*Controlled reintroduction of suspended capabilities during recovery.*

Understanding Distributed Cognitive Continuity

Figure 9.2-A16 illustrates a central principle of resilient hybrid AI architectures: intelligence must remain available even when portions of the supporting infrastructure become unavailable. Rather than treating resilience as a problem of infrastructure preservation alone, the figure focuses on the continuity of cognitive functions across a hierarchy of interconnected intelligence layers.

The architecture demonstrates that perception, reasoning, coordination, and adaptation can persist even when cloud services, communication networks, or facility-level resources experience disruption.

A Hierarchy of Resilient Intelligence

The figure organizes resilience into four interconnected tiers:

1. Device Layer
2. Facility Edge Layer
3. Cloud Layer
4. Cross-Facility Coordination Layer

Each layer contributes distinct intelligence capabilities while supporting the others through information exchange, workload redistribution, and recovery mechanisms.

This hierarchical organization prevents a disruption affecting one layer from immediately eliminating all operational intelligence.

Preserving Intelligence Close to the Physical Environment

The **Device Layer** forms the foundation of operational continuity.

By maintaining perception, local inference, event detection, bounded autonomy, and safety monitoring, device-level systems ensure that the architecture retains direct awareness of physical processes regardless of higher-level service availability.

Figure 9.2-A16 emphasizes that resilience begins at the point closest to the operational environment. Even under severe disruptions, local devices continue providing essential intelligence and maintaining situational awareness.

The Critical Role of Edge Intelligence

The **Facility Edge Layer** occupies a particularly important position because it serves as the primary bridge between local autonomy and enterprise intelligence.

During disruptions, edge platforms preserve:

- Local operational context
- Device coordination
- Workload management
- Service continuity

Figure 9.2-A16 correctly shows that edge systems often assume responsibilities previously handled by cloud services when external connectivity becomes unavailable.

This capability significantly improves operational independence and resilience.

Cloud Intelligence and Enterprise Learning

The **Cloud Layer** contributes advanced analytical capabilities, including forecasting, model refinement, and enterprise-wide analytics.

While these services enhance decision quality and organizational learning, Figure 9.2-A15 makes an important distinction: operational continuity does not depend exclusively on continuous cloud availability.

Instead, cloud services enhance and extend local intelligence while local layers retain enough capability to continue operating when cloud resources are unavailable.

This separation is fundamental to resilient hybrid architectures.

Cross-Facility Coordination as a Resilience Multiplier

The highest layer in the architecture, **Cross-Facility Coordination**, extends resilience beyond individual facilities.

Shared intelligence, distributed optimization, and federated learning allow multiple facilities to contribute to organizational awareness and collective adaptation. Even when individual facilities

experience disruptions, the broader enterprise continues accumulating knowledge and preserving coordination.

This layer therefore transforms resilience from a local capability into an organizational capability.

Understanding the Degradation Path

One of the most valuable aspects of Figure 9.2-A16 is the explicit representation of the **Degradation Path**.

As disruptions intensify, operational responsibility progressively shifts:

Cloud → Edge → Device → Safe Autonomy

This progression reflects the principle of graceful degradation. Rather than experiencing abrupt failure, the system systematically reduces dependence on unavailable resources while preserving essential capabilities.

The objective is not to maintain full functionality indefinitely but to maintain the most important functions for as long as possible.

Understanding the Recovery Path

Equally important is the **Recovery Path**.

Once communication, computational resources, and supporting services become available, the architecture does not immediately resume full operation. Instead, capabilities are restored gradually:

Safe Autonomy → Device → Edge → Cloud

This controlled progression reduces instability and enables verification of operational consistency before higher-level services resume responsibility.

Figure 9.2-A16 therefore represents recovery as a managed process rather than a simple reconnection event.

Mechanisms Supporting Cognitive Continuity

The lower portion of the figure identifies the specific mechanisms that preserve intelligence during disruption:

- Cached intelligence
- Local policies

- Distributed coordination
- Adaptive workload migration
- State reconciliation
- Progressive capability restoration

These mechanisms collectively ensure that critical knowledge, operational context, and decision capability remain available despite changing infrastructure conditions.

The emphasis on cognition rather than merely connectivity distinguishes this architecture from traditional fault-tolerance approaches.

Overall Significance

Overall, Figure 9.2-A16 demonstrates how resilient hybrid AI systems preserve intelligence across devices, facilities, cloud services, and enterprise coordination platforms. By distributing cognitive responsibilities throughout the architecture and enabling adaptive transitions between layers, the system avoids single points of cognitive failure while maintaining essential operational capabilities. The architecture supports graceful degradation during disruption and controlled restoration during recovery, ensuring that perception, reasoning, coordination, and decision-making remain available across a wide range of operational conditions. In this way, multi-tier resilience becomes not merely a reliability strategy but a fundamental mechanism for sustaining distributed intelligence in complex industrial ecosystems.

From Isolated Fault Tolerance to Distributed Cognitive Resilience

The most significant contribution of multi-tier resilience is its transformation of fault management from a reactive infrastructure process into a proactive cognitive capability.

Rather than focusing exclusively on failures, the architecture continuously evaluates available resources, operational priorities, intelligence requirements, and recovery opportunities. Each architectural layer contributes to maintaining enough awareness and decision capability to sustain mission objectives despite uncertainty and disruption.

In this sense, resilience becomes an extension of intelligence itself. The system continuously reasons about its own condition, adapts its behavior accordingly, and manages the transition between operating states in a manner consistent with safety, performance, and operational objectives.

Ultimately, multi-tier resilience enables distributed AI systems to remain operationally effective under adverse conditions while preserving continuity of intelligence across devices, facilities,

and cloud environments. The result is a distributed cognitive architecture capable of maintaining perception, adaptation, decision-making, and recovery despite infrastructure failures, resource limitations, communication disruptions, and changing operational demands.

vi. Why AI-Enabled Resilience Matters

The preceding discussion has demonstrated that hybrid edge-cloud AI architectures derive their intelligence from the interaction of distributed devices, facility-edge platforms, cloud services, and cross-facility coordination systems. This distribution of intelligence provides significant advantages in scalability, responsiveness, learning capability, and system-level optimization. However, it also introduces a fundamental architectural challenge: the intelligence of the overall system becomes increasingly dependent on the availability of communication networks, computational resources, cloud services, synchronization mechanisms, and coordinated decision pipelines. Without appropriate resilience strategies, disruptions within any of these elements can impair the system's ability to perceive, reason, coordinate, and respond effectively.

A hybrid AI architecture that assumes uninterrupted connectivity, unlimited computational resources, and continuous access to centralized intelligence is unlikely to perform reliably in real-world environments. Industrial networks experience communication failures, cloud services may become temporarily unavailable, sensors may degrade or generate unreliable information, and computational resources may fluctuate due to changing workloads, energy constraints, or infrastructure issues. In safety-critical and mission-critical environments, these disruptions can have consequences extending far beyond reduced computational performance. They may affect operational continuity, equipment reliability, production efficiency, environmental safety, asset protection, and ultimately the well-being of personnel and surrounding communities.

Consequently, resilience must be considered a core functional requirement rather than an auxiliary engineering feature. The purpose of resilience is not to create systems that never experience failure. Such an objective is generally unrealistic within complex distributed environments. Instead, resilience seeks to ensure that disruptions remain manageable, localized, predictable, and recoverable. A resilient system continues providing useful functionality under adverse conditions, adapts its behavior according to available resources, and restores capabilities systematically when normal operating conditions return.

AI-enabled resilience addresses this challenge by introducing adaptive intelligence into the management of disruption, degradation, and recovery. Through continuous monitoring of communication infrastructure, computational platforms, operational conditions, resource availability, and workload demands, AI systems can anticipate emerging constraints before they

develop into critical failures. Rather than responding reactively after operational capabilities have already been lost, intelligent resilience mechanisms support proactive adaptation through predictive assessment, workload prioritization, degradation planning, and controlled capability management.

This capability fundamentally changes how distributed systems respond to disruption. Instead of operating according to a binary model in which services are either fully available or completely unavailable, hybrid AI architectures can transition between multiple operating profiles. Critical functions remain active, higher-priority workloads receive preferential treatment, local intelligence assumes additional responsibilities when remote services become inaccessible, and computational resources are allocated according to operational importance. The result is a system that degrades gracefully rather than catastrophically.

The value of this approach becomes particularly evident in the context of **offline cognitive operation**. During extended communication outages or cloud-service interruptions, resilient architectures preserve meaningful local intelligence by relying on cached models, validated policies, local operational context, embedded reasoning mechanisms, and facility-level coordination services. Autonomous agents continue perceiving their environments, assessing operational conditions, and supporting decision-making even when disconnected from enterprise-level intelligence platforms. This preservation of local cognition ensures that operational continuity does not depend exclusively on remote infrastructure.

Equally important is the role of resilience during recovery. Restoring service after disruption is often as challenging as managing the disruption itself. Abrupt reactivation of cloud services, synchronization processes, optimization engines, or cross-facility coordination mechanisms can introduce instability, inconsistent system states, conflicting policies, or excessive communication loads. AI-enabled recovery mechanisms support controlled re-synchronization, workload restoration, state reconciliation, and progressive reactivation of intelligence services. By managing recovery as a deliberate and coordinated process, the architecture restores functionality while minimizing the risk of secondary disruptions.

From a broader organizational perspective, AI-enabled resilience also strengthens trust in autonomous systems. Industrial operators, engineers, regulators, and organizational leaders are more likely to depend on AI-driven decision-making when they understand that the system can continue functioning safely under uncertain conditions. Resilience therefore enhances not only operational continuity but also system dependability, transparency, and organizational confidence.

Ultimately, AI-enabled resilience completes the hybrid intelligence architecture by addressing a fundamental requirement of real-world autonomous systems: **intelligence must remain operational even when ideal conditions no longer exist**. A distributed AI ecosystem must be capable of adapting to changing resource availability, communication conditions, infrastructure failures, and operational disruptions while continuing to support safe and effective decision-making. Through adaptive degradation, offline cognitive continuity, predictive fault management, distributed resilience mechanisms, and controlled recovery strategies, hybrid edge-cloud architectures evolve into **resilient distributed intelligence systems** capable of sustaining meaningful cognitive functionality in complex and unpredictable environments.

In this sense, resilience represents far more than fault tolerance. It is the mechanism that ensures intelligence itself remains available when it is needed most. A hybrid AI system must not only coordinate intelligence when all architectural components are functioning normally; it must also preserve reliable, trustworthy, and safety-constrained intelligence when portions of the architecture become degraded, disconnected, or unavailable. Only then can the system truly fulfill its role as an adaptive, autonomous, and dependable participant in modern industrial operations.

The discussions throughout 9.2-A(a) through 9.2-A(e) have examined the individual architectural capabilities required to build effective hybrid edge-cloud AI ecosystems, including distributed intelligence placement, hierarchical autonomy, cross-facility coordination, adaptive decision pipelines, resilience mechanisms, degradation management, offline operation, and distributed cognitive continuity. Each of these capabilities addresses a specific aspect of the broader challenge of deploying intelligence across highly distributed industrial environments. However, the true value of the architecture emerges not from any single mechanism operating independently, but from the coordinated interaction of all these components within a unified operational framework. To appreciate the full significance of hybrid edge-cloud intelligence, it is therefore necessary to examine how these architectural elements combine to create scalable, resilient, adaptive, and trustworthy distributed AI systems. This integration of distributed intelligence, coordinated autonomy, enterprise learning, and resilient operation forms the basis for the **Synthesis for Hybrid Edge-Cloud AI Architectures**, which consolidates the major concepts of the chapter into a comprehensive architectural perspective.

f. Synthesis for Hybrid Edge-Cloud AI Architectures

Hybrid edge-cloud AI architectures represent the convergence of local autonomy and cloud-scale intelligence within a unified distributed cognitive framework. Rather than treating edge and cloud as separate computational domains, these architectures integrate them into a continuous intelligence ecosystem capable of supporting real-time perception, autonomous decision-making, large-scale learning, strategic optimization, and adaptive coordination. Through this integration, cognition is distributed across multiple computational tiers, allowing each tier to contribute capabilities that align with its unique operational strengths.

The preceding discussion examined five foundational mechanisms that collectively enable this distributed form of intelligence. AI-driven partitioning determines where models and workloads execute across the architecture. Latency-aware routing ensures that inference requests and decision flows follow execution paths capable of satisfying application-specific timing requirements. Hierarchical autonomy organizes cognition across multiple temporal and operational scales, allowing immediate local reactions to coexist with long-term optimization processes. Cross-facility coordination extends intelligence beyond individual devices and sites, enabling enterprise-wide awareness and collaborative optimization. AI-enabled resilience ensures operational continuity under conditions of failure, degraded connectivity, resource contention, or environmental uncertainty.

Collectively, these capabilities transform conventional industrial IoT infrastructures into intelligent cognitive ecosystems characterized by adaptability, scalability, coordination, and fault tolerance. Edge systems contribute responsiveness, determinism, and localized autonomy, while cloud platforms contribute large-scale learning, global situational awareness, and strategic optimization. The resulting architecture enables intelligent systems to operate simultaneously at local and global scales, providing a foundation for next-generation autonomous industrial environments.

More importantly, the hybrid edge-cloud paradigm establishes the architectural foundation upon which cloud-assisted industrial AI systems can evolve. As AI models become larger, more interconnected, and increasingly dependent on global context, cloud platforms assume responsibilities that extend far beyond computational acceleration. They become environments for large-scale model training, continuous learning, digital-twin simulation, enterprise-wide optimization, governance enforcement, and cross-domain intelligence fusion. The next discussion builds upon the architectural foundation developed here by examining how cloud-assisted industrial AI models leverage these capabilities to achieve continuous model evolution, fleet-scale optimization, multi-domain analytics, and integrated intelligence across industrial automation, autonomous vehicles, robotics, and aerial systems.

The hybrid edge-cloud cognitive continuum incorporates several interdependent mechanisms that collectively enable distributed intelligence. While the preceding sections examined these mechanisms individually, it is equally important to understand how they function together as components of a unified architectural framework. The following table consolidates these capabilities into a structured taxonomy, identifying the five foundational components that underpin hybrid edge-cloud AI architectures and summarizing their associated functions, enabling technologies, and operational impacts.

The preceding discussion demonstrated that hybrid edge-cloud AI architectures derive their effectiveness from a set of interdependent capabilities that collectively distribute intelligence across multiple computational tiers. While each capability addresses a different aspect of distributed cognition, they operate as components of a unified architectural framework rather than as isolated functions. Understanding the relationships among these capabilities provides a clearer view of how hybrid systems achieve responsiveness, scalability, coordination, and resilience simultaneously. Table 9.2-A17 summarizes the core components of hybrid edge-cloud AI architectures, highlighting their primary functions, enabling mechanisms, and operational contributions to the overall cognitive ecosystem.

Table 9.2-A17 presents a functional decomposition of the hybrid edge-cloud AI architecture into five foundational components: AI-driven partitioning of workloads, latency-aware AI routing, hierarchical AI autonomy, cross-facility AI coordination, and AI-enabled resilience and offline operation. Together, these components establish the mechanisms through which intelligence is distributed, coordinated, optimized, and sustained across heterogeneous edge and cloud environments.

Rather than representing independent subsystems, the components shown in the table are closely interconnected. Each performs a distinct architectural role while contributing to the broader objective of creating a distributed cognitive continuum capable of supporting real-time operation, large-scale optimization, and adaptive decision-making. The table therefore provides a consolidated view of the mechanisms that transform isolated computational resources into a unified intelligent system.

Table 9.2-A17 — Core Components of Hybrid Edge–Cloud AI Architectures

Component	AI Function	Key Capabilities	Operational Impact
AI-Driven Partitioning of Workloads	Dynamic allocation of tasks across tiers	Model splitting, policy-based partitioning,	Ensures optimal use of edge and cloud resources

Component	AI Function	Key Capabilities	Operational Impact
		compute-aware distribution	
Latency-Aware AI Routing	Intelligent inference flow control	Neural latency predictors, deadline-aware routing, adaptive offloading	Guarantees real-time responsiveness and efficient cloud utilization
Hierarchical AI Autonomy	Layered cognitive control loops	Reflex agents, supervisory cloud models, multi-timescale coordination	Enables both instant reaction and long-term optimization
Cross-Facility AI Coordination	Global decision pipelines	Multi-site aggregation, distributed optimization, policy propagation	Creates system-level intelligence across facilities
AI-Enabled Resilience & Offline Operation	Fault-tolerant hybrid cognition	Degradation modes, fallback controllers, predictive routing	Maintains autonomy under failures, outages, or overload

Understanding the Core Components of Hybrid Edge-Cloud AI Architectures

Table 9.2-A17 provides a concise architectural framework for understanding how hybrid edge cloud AI systems organize and coordinate intelligence across multiple computational tiers. The five components identified in the table collectively define the operational logic that enables distributed cognition to function effectively in complex industrial environments.

The first component, **AI-Driven Partitioning of Workloads**, determines where intelligence executes within the architecture. Through capabilities such as model splitting, policy-based partitioning, and compute-aware distribution, partitioning mechanisms dynamically allocate computational tasks to the most appropriate execution tier. This component forms the foundation of hybrid cognition because it establishes how processing responsibilities are distributed among edge devices, gateways, edge servers, and cloud resources. Its primary operational impact is the efficient utilization of available computational resources while balancing latency, privacy, and performance requirements.

The second component, **Latency-Aware AI Routing**, governs how intelligence moves throughout the system. After workloads have been assigned to particular execution locations, routing

mechanisms determine how inference requests, intermediate representations, and decision outputs are transmitted between computational tiers. Neural latency predictors, deadline-aware routing algorithms, and adaptive offloading strategies enable the architecture to satisfy timing requirements while avoiding communication bottlenecks. As a result, routing plays a critical role in maintaining real-time responsiveness and ensuring efficient utilization of cloud resources.

The third component, **Hierarchical AI Autonomy**, defines how intelligence is organized across different temporal and operational scales. Reflex agents operating at the edge provide immediate responses to local events, while supervisory cloud models perform longer-term optimization and strategic planning. This layered arrangement allows autonomous systems to combine rapid operational reactions with broader analytical reasoning. Consequently, hierarchical autonomy enables both instantaneous responsiveness and long-horizon optimization within the same cognitive framework.

The fourth component, **Cross-Facility AI Coordination**, expands intelligence beyond individual devices and local environments. Through mechanisms such as multi-site aggregation, distributed optimization, and policy propagation, cloud-based intelligence integrates observations from numerous facilities and operational domains. This capability enables system-wide awareness and coordinated decision-making that would be impossible within isolated deployments. Its operational impact is the creation of enterprise-scale intelligence capable of optimizing resources, workflows, and policies across geographically distributed environments.

The fifth component, **AI-Enabled Resilience and Offline Operation**, ensures that distributed intelligence remains functional under adverse conditions. Degradation modes, fallback controllers, predictive routing mechanisms, and offline execution strategies allow hybrid systems to continue operating despite connectivity disruptions, computational overload, or infrastructure failures. By preserving essential functionality during abnormal conditions, this component enhances the reliability, robustness, and continuity of autonomous operations.

Viewed collectively, Table 9.2-A17 illustrates that each component addresses a different dimension of distributed cognition. AI-driven partitioning determines **where intelligence executes**, latency-aware routing determines **how intelligence moves**, hierarchical autonomy determines **how intelligence is structured**, cross-facility coordination determines **how intelligence scales**, and resilience mechanisms determine **how intelligence persists under disruption**. Together, these capabilities transform edge and cloud resources into an integrated cognitive ecosystem capable of supporting adaptive, scalable, and fault-tolerant autonomous systems.

More broadly, Table 9.2-A17 highlights a fundamental principle of hybrid edge-cloud AI architectures: intelligent behavior does not emerge from any single model, device, or computational tier. Instead, it emerges from the coordinated interaction of multiple architectural mechanisms that collectively distribute, optimize, and sustain cognition across the entire system. This distributed approach enables hybrid AI architectures to simultaneously achieve local responsiveness, global awareness, operational resilience, and enterprise-scale optimization, providing the foundation for next-generation industrial AI and autonomous cyber-physical systems.

Table 9.2-A17 identifies the five foundational components that collectively enable hybrid edge-cloud cognition, providing a functional view of how intelligence is distributed, coordinated, and sustained across multiple computational tiers. While the table summarizes the individual roles and operational impacts of these components, it does not fully illustrate how they interact within a unified architectural framework. In practice, AI-driven partitioning, latency-aware routing, hierarchical autonomy, cross-facility coordination, and resilience mechanisms operate simultaneously, exchanging information, decisions, and policies across the architecture. Figure 9.2-A17 extends the discussion by presenting a structural view of these interactions and illustrating how the various components cooperate to form a cohesive distributed intelligence ecosystem.

Figure 9.2-A17 presents a conceptual representation of the Hybrid Edge-Cloud AI Architecture, illustrating how intelligence is organized and coordinated across edge devices, gateways, edge servers, and cloud platforms. The figure integrates the five core architectural components identified in Table 9.2-A17 into a unified operational framework that supports real-time decision-making, large-scale optimization, enterprise-wide coordination, and resilient autonomous operation.

The architecture is organized into four primary layers: the Edge Tier, the AI-Driven Partitioning Layer, the Latency-Aware Routing Layer, and the Cloud Tier. Overlaying these layers is a resilience framework that ensures continuity of operation under changing network conditions, computational overload, or infrastructure failures. Together, these layers form a distributed cognitive continuum in which local autonomy and global intelligence cooperate through continuous information exchange, adaptive workload placement, and feedback-driven optimization.

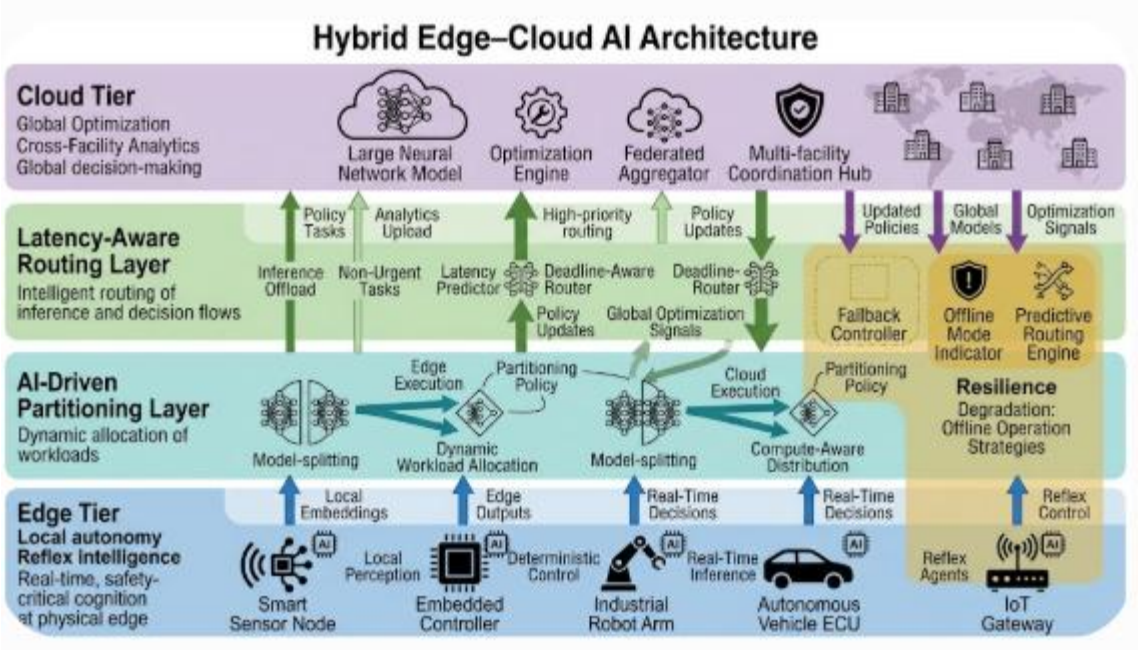

Figure 9.2-A17 — Hybrid Edge–Cloud AI Architecture

The figure illustrates a layered hybrid edge-cloud architecture in which intelligence is distributed across edge devices, partitioning and routing services, and cloud-based optimization platforms. AI-driven partitioning determines where workloads and models execute; latency-aware routing governs the movement of inference requests and decision flows; cloud services provide large-scale analytics, optimization, and coordination; and resilience mechanisms maintain autonomous operation under adverse conditions. Together, these components form a distributed cognitive ecosystem capable of supporting real-time responsiveness, global situational awareness, and adaptive optimization across industrial environments.

Legend

Architectural Element	***Description***
Cloud Tier	*Provides large-scale learning, global optimization, cross-facility analytics, federated coordination, enterprise intelligence, and policy generation.*
Latency-Aware Routing Layer	*Directs inference requests, model updates, and decision traffic through optimal communication paths using latency prediction and adaptive routing mechanisms.*

AI-Driven Partitioning Layer	*Dynamically allocates workloads and model components across edge, gateway, edge-server, and cloud resources based on operational conditions.*
Edge Tier	*Performs real-time sensing, localized AI inference, safety-critical control, and immediate operational decision-making.*
Resilience Framework	*Provides fallback control, offline operation, predictive routing, and degradation strategies that maintain functionality during failures or connectivity disruptions.*
Upward Green Arrows	*Represent the flow of telemetry, analytics uploads, local observations, and performance information from edge environments to cloud intelligence services.*
Downward Purple Arrows	*Represent policy updates, optimization signals, routing directives, and model updates propagated from higher-level intelligence layers to operational systems.*
Model Splitting Blocks	*Illustrate the distribution of neural network layers and computational workload across multiple execution tiers.*
Predictive Maintenance Workflow Example	*Demonstrates how industrial workloads can be partitioned across device, gateway, edge-server, and cloud environments.*
Feedback Optimization Loop	*Represents continuous monitoring, placement evaluation, adaptation, and policy refinement.*
Reflex Agents and Safety Controls	*Local autonomous mechanisms that preserve deterministic control and immediate responsiveness at the edge.*

Understanding the Operational Structure of Hybrid Edge-Cloud Intelligence

Figure 9.2-A17 illustrates hybrid edge-cloud AI as a layered distributed cognition architecture in which multiple forms of intelligence coexist and cooperate across different computational tiers. Rather than concentrating decision-making within a single location, the architecture distributes perception, inference, optimization, coordination, and resilience throughout the system. The resulting cognitive continuum enables autonomous systems to combine immediate operational responsiveness with large-scale strategic reasoning.

At the foundation of the architecture lies the **Edge Tier**, which functions as the operational interface between AI and the physical environment. Smart sensor nodes, embedded controllers, industrial robotic systems, autonomous vehicle controllers, and industrial gateways generate observations while simultaneously executing control actions. This layer supports local perception, real-time inference, deterministic control, and safety-critical behavior. Because these activities operate closest to the physical process, they are responsible for maintaining the rapid response times required for autonomous operation.

Directly above the edge environment is the **AI-Driven Partitioning Layer**, which governs the allocation of computational responsibilities throughout the architecture. Model-splitting mechanisms, dynamic workload allocators, and partitioning policies determine which tasks remain local and which are delegated to higher computational tiers. The placement of this layer between the edge and cloud environments highlights its role as the architectural mechanism that distributes cognition across the system. Through continuous evaluation of resource availability, latency requirements, network conditions, and workload complexity, partitioning enables the architecture to balance local autonomy with access to larger computational resources.

The **Latency-Aware Routing Layer** governs the movement of information and inference traffic once workloads have been assigned to execution locations. Neural latency predictors and deadline-aware routing mechanisms evaluate communication conditions and determine how requests, intermediate representations, model updates, and decision outputs traverse the architecture. Figure 9.2-A17 illustrates this functionality through multiple routing pathways, including high-priority decision flows, non-urgent analytical tasks, and policy-update channels. These pathways demonstrate that communication within a hybrid AI environment is itself an intelligent process rather than a simple transfer of data.

At the highest level, the **Cloud Tier** provides large-scale intelligence and enterprise-wide optimization capabilities. Cloud-based components such as large neural networks, optimization engines, federated aggregators, cross-facility coordination hubs, and enterprise intelligence platforms integrate data and knowledge from multiple operational environments. Through this aggregation process, cloud intelligence identifies broader system-level patterns, generates optimization strategies, and distributes updated policies back throughout the architecture. As a result, local autonomous systems benefit from insights that extend far beyond their immediate operating environments.

A notable feature of Figure 9.2-A17 is the presence of the **feedback optimization loop**, which emphasizes that hybrid cognition operates as a continuous adaptive process. Telemetry, operational outcomes, resource measurements, and performance metrics flow upward from

edge systems, while optimized execution plans, partitioning policies, and routing directives propagate downward from higher levels. This closed-loop interaction allows the architecture to adapt dynamically as workloads, environmental conditions, and operational priorities evolve.

Figure 9.2-A17 also highlights the concept of **model splitting**, a key mechanism within AI-driven partitioning. Instead of executing an entire neural model at a single location, different model segments can execute across separate computational tiers. Initial layers may perform local feature extraction at the edge, while deeper layers execute on edge servers or cloud infrastructure. This capability allows distributed systems to reduce communication overhead, improve scalability, and utilize computational resources more effectively.

Equally important is the **resilience framework**, depicted as a cross-cutting architectural capability spanning multiple layers. Components such as fallback controllers, predictive routing engines, offline operating modes, and reflex agents ensure that autonomous behavior can continue even if communication links degrade, cloud connections become unavailable, or computational resources become constrained. This architectural emphasis reflects a key principle of industrial AI systems: resilience must be designed into the architecture rather than added as an afterthought.

Viewed collectively, Figure 9.2-A17 demonstrates that hybrid edge-cloud AI architectures are not merely distributed computing systems; they are distributed cognitive systems. AI-driven partitioning determines where intelligence executes, latency-aware routing determines how intelligence moves, cloud-level optimization determines how intelligence scales, and resilience mechanisms ensure that intelligence persists under adverse conditions. Through the coordinated interaction of these capabilities, hybrid architectures create a unified operational framework capable of supporting adaptive, scalable, fault-tolerant, and context-aware autonomous systems.

The discussion of **Hybrid Edge-Cloud AI Architectures** has established the architectural foundation required to distribute intelligence across devices, facility-edge platforms, cloud services, and cross-facility coordination environments. Through AI-driven workload partitioning, latency-aware inference routing, hierarchical autonomy, distributed cognitive continuity, resilience mechanisms, and enterprise-scale coordination, these architectures enable industrial systems to balance local responsiveness with large-scale intelligence generation. Collectively, these capabilities demonstrate that effective industrial AI depends not only on where computation occurs but also on how intelligence is coordinated, adapted, synchronized, and sustained across multiple operational tiers.

However, the architectural framework itself represents only the enabling infrastructure. The true value of hybrid edge-cloud environments emerges when they support advanced AI models capable of learning from distributed operational experiences, identifying patterns across large asset populations, predicting future conditions, coordinating decisions across facilities, and continuously improving organizational performance. As operational data, semantic intelligence products, model outputs, and decision histories accumulate throughout the architecture, cloud platforms provide the computational scale and analytical capabilities required to transform distributed observations into enterprise knowledge. The cloud therefore evolves beyond its traditional role as a remote computing resource and becomes a central component of industrial intelligence generation, model evolution, and organizational learning.

Modern industrial environments increasingly depend on cloud-assisted AI systems to perform tasks that exceed the computational, storage, or learning capabilities of individual devices and facilities. These tasks include large-scale predictive analytics, digital-twin simulation, fleet-wide equipment-health modeling, advanced forecasting, cross-facility optimization, federated learning coordination, enterprise knowledge management, and strategic decision support. By aggregating information from geographically distributed operations, cloud-assisted AI models can identify relationships, dependencies, and opportunities that remain invisible within isolated edge environments.

At the same time, cloud-assisted intelligence does not replace edge intelligence. Rather, the two operate in a complementary manner. Edge systems provide real-time responsiveness, locality awareness, privacy-preserving processing, and operational continuity, while cloud systems contribute large-scale learning, historical analysis, model refinement, and system-wide optimization. Together, they form a cooperative intelligence ecosystem in which the strengths of each computational tier reinforce the capabilities of the others.

This progression naturally leads to the next major topic, **Cloud-Assisted Industrial AI Models**, which examines how cloud resources extend the capabilities of industrial AI through large-scale learning, predictive intelligence, digital-twin technologies, fleet-wide analytics, enterprise governance, and continuous model evolution. Building upon the architectural principles established in Section A, the following discussion explores the specific AI models, analytical frameworks, and cloud-enabled intelligence mechanisms that allow industrial systems to learn collectively, adapt continuously, and optimize operations across organizational, geographic, and temporal boundaries.

B. Cloud-Assisted Industrial AI Models

Cloud-assisted industrial AI models represent the large-scale intelligence layer of modern industrial ecosystems, extending the capabilities of edge-based autonomy through centralized learning, large-scale analytics, simulation-driven reasoning, and enterprise-wide coordination. Whereas hybrid edge-cloud architectures establish the computational and communication framework through which distributed intelligence operates, cloud-assisted AI models provide the cognitive depth required to transform isolated autonomous systems into interconnected, continuously evolving industrial intelligence networks.

In early industrial automation architectures, intelligence was often localized within individual machines, programmable controllers, or facility-level supervisory systems. Decision-making occurred primarily within predefined operational boundaries, and optimization efforts were typically constrained to specific production lines or facilities. Although such approaches enabled automation, they provided limited capacity for large-scale learning, cross-facility coordination, long-horizon planning, or enterprise-wide optimization. As industrial systems became increasingly interconnected through Industrial Internet of Things (IIoT) platforms, distributed sensor networks, robotics ecosystems, autonomous vehicles, and cloud infrastructures, the need emerged for a higher layer of intelligence capable of aggregating knowledge across operational domains and transforming local observations into enterprise-level insights.

Cloud-assisted AI addresses this need by providing a centralized environment for large-scale data ingestion, model development, simulation, optimization, governance, and continuous learning. Unlike edge systems, which are primarily optimized for deterministic execution and low-latency response, cloud environments provide virtually elastic computational resources capable of supporting large neural networks, foundation models, graph-learning systems, reinforcement-learning frameworks, and other computationally intensive AI technologies. These capabilities enable cloud platforms to extract insights that extend far beyond the visibility available to individual devices, machines, or facilities.

From a cognitive perspective, cloud-assisted AI functions as the strategic intelligence layer of the industrial ecosystem. Edge systems provide immediate situational awareness and local autonomy, while cloud models synthesize information across operational, temporal, and geographical boundaries. This broader perspective enables predictive modeling, fleet-level learning, cross-site optimization, digital-twin simulation, and governance functions that are difficult or impossible to implement within isolated edge deployments.

Cloud-assisted industrial AI models operate through continuous interaction with distributed data sources. Telemetry streams generated by sensors, robotic systems, programmable logic

controllers (PLCs), manufacturing execution systems (MES), enterprise resource planning (ERP) platforms, autonomous vehicles, drones, and energy-management systems are aggregated into cloud-based data foundations. These data repositories support advanced analytics, large-scale AI training, and simulation-driven experimentation. As new operational data becomes available, cloud systems continuously refine predictive models, adapt optimization strategies, and generate updated policies that can be propagated throughout the industrial environment.

An important characteristic of cloud-assisted AI is its ability to support multiple timescales simultaneously. While edge systems typically operate within milliseconds or seconds, cloud intelligence can reason across days, weeks, months, or even years. This temporal scope enables long-horizon forecasting, lifecycle optimization, demand prediction, asset-health management, sustainability planning, and strategic resource allocation. Consequently, cloud-assisted AI extends industrial intelligence from reactive operation toward predictive and prescriptive decision-making.

Cloud-assisted industrial AI models can be organized into five major capability domains:

- **Cloud-Scale AI Training Pipelines and Continuous Industrial Model Evolution**
- **Global AI Predictive Modeling for Fleet-Level and Network-Wide Optimization**
- **AI-Powered Digital Twins for Simulation-Driven Planning and Scenario Exploration**
- **Centralized AI Policy Management, Governance, and Compliance Enforcement**
- **Cross-Domain AI Analytics Integrating Automation, Aerial Systems, and Autonomous Vehicles**

Together, these capabilities transform cloud platforms from computational utilities into enterprise-scale cognitive engines capable of coordinating fleets, facilities, supply chains, energy systems, and autonomous devices across distributed operational environments.

The preceding discussion established that cloud-assisted industrial AI models serve as the large-scale intelligence layer of modern industrial ecosystems, providing the computational capacity, analytical depth, and enterprise-wide visibility required to augment distributed edge autonomy. However, cloud intelligence is not a single capability. Instead, it encompasses multiple interconnected functions that collectively support learning, prediction, simulation, governance, and cross-domain coordination. Understanding these functions requires examining the principal capability domains through which cloud platforms transform vast volumes of operational data into actionable intelligence. The following table summarizes the core capability domains of cloud-assisted industrial AI models and highlights their roles in enabling continuous learning,

large-scale optimization, and enterprise-scale decision-making.

Table 9.2-B presents a structured overview of the primary capability domains that define cloud-assisted industrial AI systems. The table identifies the major functional areas through which cloud platforms contribute intelligence to industrial environments, including large-scale model training, predictive analytics, digital-twin simulation, governance and compliance management, cross-domain data integration, data foundation services, fleet learning, and strategic optimization.

Rather than operating as independent functions, these capability domains form a highly interconnected cloud intelligence ecosystem. Data foundations support model training; trained models power predictive analytics; predictive insights enhance digital twins; governance frameworks oversee model deployment and operational compliance; and cross-domain analytics integrate information from diverse industrial systems into a unified decision-making environment. Together, these capabilities transform cloud platforms from passive repositories of data into active cognitive engines capable of learning, reasoning, predicting, and optimizing across enterprise-scale operations.

Table 9.2-B. Core Capability Domains of Cloud-Assisted Industrial AI Models

Capability Domain	Primary AI Function	Core Technologies	Operational Impact
Cloud-Scale Training Pipelines	Continuous model development and improvement	Distributed training, DataOps, foundation models, reinforcement learning, simulation environments	Continuous model evolution and improved predictive performance
Global Predictive Modeling	Fleet-wide forecasting and optimization	Predictive analytics, time-series learning, graph AI, forecasting models	Reduced downtime and proactive operations
AI-Powered Digital Twins	Simulation-driven planning and optimization	Digital twins, physics-informed models, scenario simulation, synthetic data generation	Lower operational risk and faster decision-making
Centralized AI Governance	Policy management and compliance	Policy repositories, explainable AI, audit systems, compliance analytics	Safe, transparent, and compliant AI operations

Cross-Domain AI Analytics	Enterprise-wide intelligence integration	Multi-modal AI, data fusion, knowledge graphs, cross-domain analytics	Unified situational awareness across industrial ecosystems
Cloud Data Foundations	Enterprise-scale data integration	Industrial DataOps, semantic models, data lakes, digital threads	Consistent data interoperability
Fleet Learning Systems	Knowledge sharing across assets and facilities	Federated learning, cloud aggregation, model synchronization	Enterprise-scale intelligence transfer
Strategic Optimization	Long-horizon planning and resource allocation	Optimization engines, reinforcement learning, operational research	Improved enterprise performance and resource efficiency

Understanding the Capability Domains of Cloud-Assisted Industrial AI

Table 9.2-B reveals that cloud-assisted industrial AI extends well beyond the provision of computational resources. The cloud serves as a centralized intelligence layer that supports the entire lifecycle of industrial AI, from data acquisition and model development to optimization, governance, and continuous improvement. Each capability domain contributes a unique form of intelligence while simultaneously supporting the broader objective of enterprise-scale cognitive coordination.

The first capability domain, **Cloud-Scale Training Pipelines**, serves as the foundation for continuous model evolution. By leveraging distributed training infrastructures, Industrial DataOps frameworks, simulation environments, and large-scale AI models, cloud platforms can ingest and process enormous volumes of operational data from multiple facilities and asset classes. This capability enables industrial AI models to improve continuously as new observations become available, ensuring that predictive systems remain aligned with changing operational conditions, equipment behavior, and environmental dynamics.

The second domain, **Global Predictive Modeling**, transforms accumulated operational knowledge into actionable foresight. Through predictive analytics, forecasting models, graph-based intelligence, and temporal learning techniques, cloud systems can identify emerging equipment failures, anticipate maintenance requirements, optimize production schedules, and forecast resource demand. This capability shifts industrial operations from reactive

management toward proactive and preventive decision-making, reducing downtime and improving operational efficiency.

A third domain, **AI-Powered Digital Twins**, provides a virtual environment in which organizations can evaluate future states before implementing changes in the physical world. By combining real-time telemetry with simulation models and AI-driven analytical capabilities, digital twins enable scenario exploration, risk analysis, process optimization, and strategic planning. This capability reduces uncertainty by allowing organizations to assess potential outcomes before committing resources or modifying operational workflows.

The fourth domain, **Centralized AI Governance**, addresses the growing need for trust, accountability, and regulatory compliance in increasingly autonomous industrial environments. Governance services establish enterprise-wide policies governing data access, model deployment, autonomy limits, security controls, and operational safety. Through audit mechanisms, compliance analytics, and policy management frameworks, organizations can ensure that AI systems remain aligned with legal, ethical, and operational requirements as they scale.

The fifth domain, **Cross-Domain AI Analytics**, reflects the increasingly interconnected nature of industrial ecosystems. Modern enterprises operate across numerous domains, including manufacturing, logistics, robotics, transportation, energy infrastructure, and autonomous systems. Cloud platforms integrate information from these diverse environments, enabling multi-modal analytics and cross-domain optimization that would be difficult to achieve within isolated operational silos. As a result, organizations gain a more comprehensive understanding of system-wide interactions and dependencies.

The table further highlights several enabling domains that support the broader cloud intelligence ecosystem. **Cloud Data Foundations** provide the data integration, contextualization, and interoperability required for advanced analytics and AI training. **Fleet Learning Systems** allow knowledge gained from one facility, asset, or operational environment to benefit others, accelerating organizational learning and reducing duplication of effort. Finally, **Strategic Optimization** uses cloud-scale analytical and optimization capabilities to support long-term planning, enterprise resource allocation, sustainability initiatives, and business-level decision-making.

Viewed collectively, the capability domains presented in Table 9.2-B illustrate the progression from data acquisition to enterprise intelligence. Data foundations aggregate and contextualize information; training pipelines transform data into models; predictive analytics convert models into foresight; digital twins translate foresight into simulated experimentation; governance

mechanisms ensure trustworthy operation; and cross-domain analytics integrate intelligence across diverse operational environments. This layered progression enables organizations to transform raw industrial data into increasingly sophisticated forms of knowledge and decision support.

More broadly, Table 9.2-B demonstrates that cloud-assisted industrial AI functions as a comprehensive cognitive ecosystem rather than a collection of isolated analytical tools. The various capability domains work together to support continuous learning, predictive reasoning, simulation-driven planning, policy governance, and enterprise-wide optimization. Through this integration, cloud platforms become strategic intelligence engines capable of coordinating autonomous systems, industrial operations, and business objectives at scales far beyond the capabilities of individual edge devices or facilities.

Table 9.2-B identifies the principal capability domains that collectively define cloud-assisted industrial AI, highlighting the roles of large-scale model training, predictive analytics, digital twins, governance frameworks, and cross-domain intelligence. While the table provides a functional taxonomy of these capabilities, it does not fully convey how they interact within an operational industrial ecosystem. In practice, these domains are tightly interconnected through continuous flows of data, knowledge, predictions, policies, and optimization strategies. Figure 9.2-B extends the discussion by illustrating the cloud-assisted industrial AI ecosystem as an integrated cognitive architecture in which information from diverse operational domains is transformed into enterprise-scale intelligence and redistributed throughout the industrial environment.

Figure 9.2-B presents a conceptual model of the Cloud-Assisted Industrial AI Intelligence Ecosystem. The figure illustrates how cloud platforms function as centralized intelligence hubs that aggregate operational information from industrial automation systems, autonomous mobility platforms, aerial systems, energy infrastructure, and enterprise applications. Within the cloud environment, AI training pipelines, predictive models, digital twins, governance frameworks, and cross-domain analytics transform distributed operational data into actionable intelligence.

The figure emphasizes that cloud-assisted industrial AI extends beyond centralized data storage or computational acceleration. Instead, the cloud serves as an active cognitive layer that continuously learns from operational environments, develops predictive insights, supports simulation-driven planning, enforces governance policies, and coordinates decision-making across multiple domains. Through these processes, the cloud transforms distributed industrial assets into a connected and continuously evolving intelligence ecosystem.

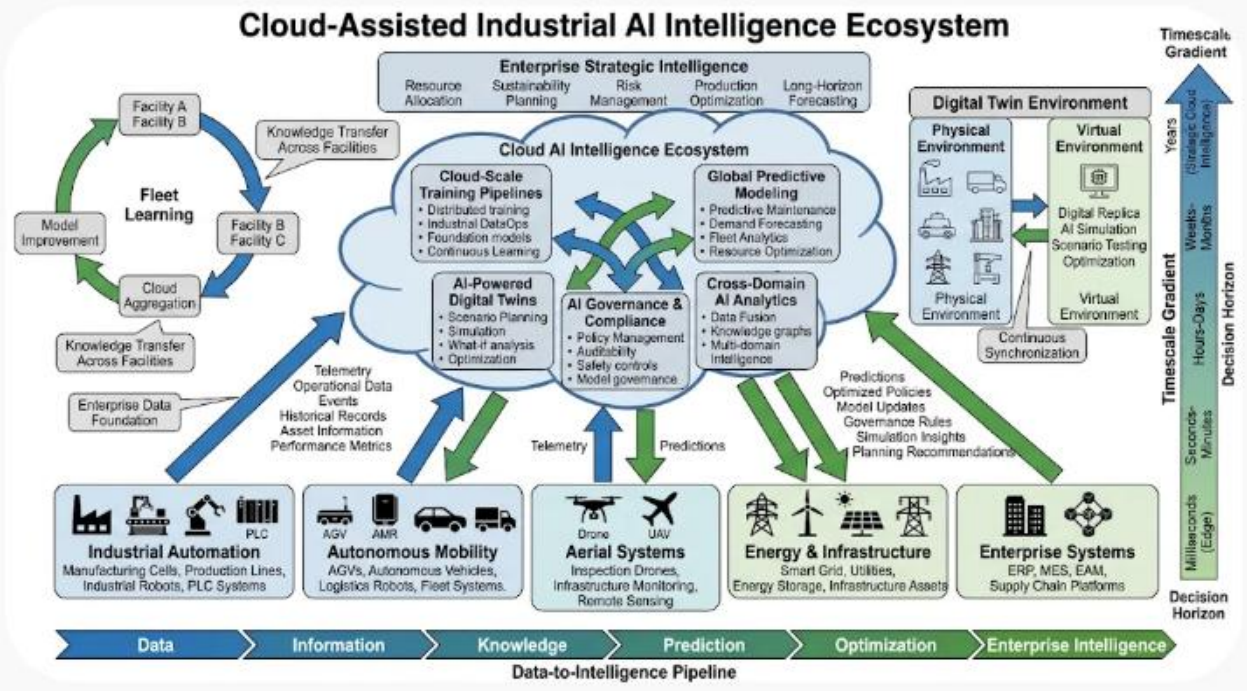

Figure 9.2-B — Cloud-Assisted Industrial AI Intelligence Ecosystem

The figure illustrates a cloud-centered industrial intelligence architecture in which data from automation systems, autonomous mobility platforms, aerial systems, energy infrastructure, and enterprise applications are aggregated into a centralized cloud AI ecosystem. Within the cloud, training pipelines, predictive models, digital twins, governance services, and cross-domain analytics transform operational data into increasingly sophisticated forms of intelligence. The resulting predictions, optimization strategies, governance policies, model updates, and planning recommendations are propagated back throughout the enterprise, enabling continuous learning, simulation-driven decision support, fleet-wide optimization, and coordinated industrial operations across multiple domains.

Legend

Figure Element	***Description***
Cloud AI Intelligence Ecosystem	*Central cognitive layer responsible for large-scale learning, analytics, optimization, governance, and coordination.*
Cloud-Scale Training Pipelines	*Distributed learning infrastructure supporting model development, retraining, foundation models, and continuous model evolution.*

Global Predictive Modeling	*Cloud-based forecasting and predictive analytics services for equipment health, demand forecasting, anomaly detection, and optimization.*
AI-Powered Digital Twins	*Virtual representations of industrial systems used for simulation, scenario analysis, planning, and optimization.*
AI Governance & Compliance	*Enterprise mechanisms for policy management, auditability, traceability, safety enforcement, and regulatory compliance.*
Cross-Domain AI Analytics	*Data fusion and intelligence integration across automation, mobility, energy, infrastructure, and enterprise systems.*
Enterprise Strategic Intelligence	*Long-horizon decision support including resource allocation, sustainability planning, risk management, and production optimization.*
Fleet Learning Loop	*Continuous knowledge-sharing mechanism through which insights from one facility improve models deployed throughout the enterprise.*
Digital Twin Environment	*Virtual simulation environment that remains synchronized with physical assets and operational systems.*
Industrial Automation Domain	*Manufacturing systems, industrial robots, PLCs, and production-line assets.*
Autonomous Mobility Domain	*AGVs, AMRs, autonomous vehicles, and logistics fleets.*
Aerial Systems Domain	*UAVs, drones, and aerial inspection systems.*
Energy & Infrastructure Domain	*Smart grids, utilities, renewable energy assets, and infrastructure systems.*
Enterprise Systems Domain	*ERP, MES, EAM, and supply-chain management platforms.*

Telemetry and Operational Data Flows	*Upward flow of observations, events, historical records, and operational information into the cloud ecosystem.*
Predictions and Optimization Flows	*Downward dissemination of model updates, optimization recommendations, governance rules, and planning insights.*
Data-to-Intelligence Pipeline	*Transformation pathway through which raw data evolves into enterprise-scale intelligence.*
Timescale Gradient	*Progression from short-term operational decisions to long-horizon strategic planning and optimization.*

The Cloud as an Industrial Cognitive Ecosystem

Figure 9.2-B illustrates cloud-assisted industrial AI as an enterprise-scale cognitive ecosystem that transforms distributed operational data into predictive knowledge, optimization strategies, and strategic decision support. Rather than functioning solely as a repository for industrial information, the cloud serves as an active intelligence layer that continuously learns from operational environments, synthesizes knowledge across organizational boundaries, and distributes actionable insights throughout the enterprise.

At the foundation of the figure are five operational domains: **Industrial Automation**, **Autonomous Mobility**, **Aerial Systems**, **Energy and Infrastructure**, and **Enterprise Systems**. Collectively, these domains represent the diverse sources of information that contribute to industrial intelligence. Sensors, robots, production lines, autonomous vehicles, drones, smart-grid assets, ERP platforms, manufacturing systems, and supply-chain applications continuously generate telemetry, events, and operational records that flow into the cloud ecosystem. This aggregation process enables the cloud to develop a system-level understanding that extends far beyond the perspective of any individual asset or facility.

The central **Cloud AI Intelligence Ecosystem** serves as the cognitive core of the architecture. Within this environment, operational data is transformed into higher-value forms of intelligence through a collection of specialized yet interconnected capability domains. **Cloud-Scale Training Pipelines** continuously refine AI models using large-scale datasets collected across facilities and operational environments. As more information becomes available, models evolve to capture emerging patterns, changing equipment conditions, and evolving operational requirements.

The **Global Predictive Modeling** capability converts historical and real-time information into forecasts and actionable predictions. Through predictive analytics, fleet-learning systems, and

forecasting models, organizations can anticipate failures, optimize asset utilization, detect emerging trends, and improve resource allocation. This predictive capability enables industrial operations to transition from reactive management toward proactive and preventive decision-making.

A particularly important element of the figure is the **AI-Powered Digital Twin** environment. The illustration emphasizes the bidirectional synchronization between physical and virtual systems, demonstrating how operational data continuously updates digital representations of industrial assets and processes. These virtual environments support simulation-driven planning, scenario exploration, optimization studies, and risk analysis without disrupting real-world operations. As a result, decision-makers can evaluate alternatives and test operational strategies before implementing them within physical systems.

The figure also highlights the role of **AI Governance and Compliance**, which provides policy enforcement, model governance, auditability, and regulatory oversight. As industrial systems become increasingly autonomous, the ability to monitor decision-making processes, enforce safety policies, and maintain operational traceability becomes essential. Governance mechanisms therefore function as a critical trust layer that enables large-scale deployment of industrial AI while preserving compliance and accountability.

The **Cross-Domain AI Analytics** capability illustrates how information from previously isolated operational environments can be integrated into a unified analytical framework. By combining data from manufacturing systems, autonomous vehicles, aerial inspections, infrastructure platforms, and enterprise applications, organizations gain a holistic operational perspective that supports coordinated decision-making and system-wide optimization.

Another notable feature is the **Fleet Learning Loop** located on the left side of the figure. This mechanism demonstrates how knowledge generated within one facility can improve performance throughout the enterprise. Insights, patterns, and model improvements discovered in one operational environment are aggregated within the cloud and redistributed to other facilities. Consequently, learning becomes a collective organizational capability rather than a localized activity confined to individual sites.

The **Enterprise Strategic Intelligence** layer positioned above the cloud ecosystem illustrates the highest level of cognitive abstraction within the architecture. Functions such as resource allocation, sustainability planning, risk management, production optimization, and long-horizon forecasting depend on information synthesized from multiple operational domains. This layer demonstrates how cloud intelligence extends beyond operational support to influence enterprise-wide strategic decision-making.

The figure also presents two complementary conceptual gradients. The **Data-to-Intelligence Pipeline** along the bottom illustrates the progressive transformation of operational information from raw data to enterprise intelligence. Simultaneously, the **Timescale Gradient** on the right emphasizes that cloud-assisted AI operates across temporal horizons ranging from immediate operational analysis to long-term strategic planning. Together, these gradients emphasize that cloud AI adds value not simply through computational scale but through its ability to convert data into increasingly sophisticated forms of knowledge over increasingly broader decision horizons.

Viewed as a whole, Figure 9.2-B depicts cloud-assisted industrial AI as a comprehensive intelligence ecosystem that integrates learning, prediction, simulation, governance, and optimization within a unified framework. By aggregating observations from diverse industrial domains and transforming them into enterprise-scale intelligence, cloud platforms enable organizations to coordinate autonomous systems, optimize operations, accelerate innovation, and support strategic decision-making across increasingly complex industrial environments. The figure therefore illustrates the central role of cloud intelligence in extending local autonomy into enterprise-wide cognitive capability.

The cloud intelligence ecosystem illustrated in Figure 9.2-B is enabled through five interrelated capability domains that collectively support large-scale learning, predictive reasoning, simulation-driven planning, governance, and cross-domain coordination. These capability domains form the operational foundation of cloud-assisted industrial AI and provide the mechanisms through which cloud platforms transform distributed operational data into enterprise-scale intelligence. The following overview introduces these domains, each of which will be examined in greater technical detail in subsequent discussions.

- **Cloud-Scale AI Training Pipelines and Continuous Industrial Model Evolution**

  Cloud-scale training pipelines are the engines that continuously refine industrial AI models using massive volumes of telemetry, historical logs, simulation data, and cross-facility insights. Industrial AI platforms increasingly rely on unified data foundations and digital thread architectures to aggregate operational, asset, and production data across the enterprise.

  From an explicit AI framing perspective, cloud training pipelines include:

  - **Distributed data ingestion:** High-volume telemetry from sensors, robots, PLCs, MES/ERP systems, and autonomous vehicles.
  - **Industrial DataOps:** Contextualization, normalization, and semantic alignment of

OT/IT data streams (a capability emphasized across leading industrial AI platforms).

- **Massively parallel training:** Large neural networks, transformers, graph models, and RL agents trained on multi-facility datasets.
- **Simulation-first training:** Cloud-based simulation environments bridge the sim-to-real gap for robotics and autonomous systems.
- **Continuous model evolution:** Models are retrained as new data arrives, ensuring they remain aligned with changing equipment conditions, environmental patterns, and operational workflows.

Cloud-scale training pipelines ensure that industrial AI models do not stagnate—they evolve continuously, improving accuracy, robustness, and generalization across diverse environments.

- **Global AI Predictive Modeling for Fleet-Level and Network-Wide Optimization**

  Global predictive modeling uses cloud-scale analytics to forecast behavior across fleets, facilities, and distributed industrial networks. These models integrate telemetry from thousands of assets to identify emerging trends, optimize resource allocation, and reduce downtime—an area where industrial AI platforms deliver significant ROI.

  Key capabilities include:

  - **Fleet-wide predictive maintenance:** Early fault detection across distributed assets (e.g., turbines, robots, vehicles).
  - **Network-wide optimization:** Cross-facility load balancing, production scheduling, and energy optimization.
  - **Cross-site anomaly correlation:** Identifying systemic issues that single facilities cannot detect.
  - **Long-horizon forecasting:** Predicting demand, wear patterns, environmental changes, and supply chain disruptions.

These predictive models allow enterprises to operate proactively rather than reactively, reducing unplanned downtime and improving throughput.

- **AI-Powered Digital Twins for Simulation-Driven Planning and Scenario Exploration**

  Digital twins are cloud-hosted, AI-enhanced virtual replicas of physical systems—machines, production lines, buildings, fleets, or entire facilities. They are central to modern industrial AI ecosystems and widely supported across leading platforms.

Digital twins enable:

- **Simulation-driven planning:** Testing operational changes, maintenance strategies, or new workflows before deploying them in the real world.
- **Scenario exploration:** Running "what-if" analyses for failures, demand spikes, supply chain disruptions, or environmental changes.
- **Closed-loop optimization:** Cloud AI models update the twin based on real telemetry, and twin insights refine edge policies.
- **Cross-domain coordination:** Twins unify robotics, automation, energy systems, and logistics into a single simulation environment.
- Digital twins reduce risk, accelerate innovation, and bridge the gap between design, planning, and real-world execution.

- **Centralized AI Policy Management, Governance, and Compliance Enforcement**
  Centralized AI governance ensures that industrial AI systems operate safely, ethically, and in compliance with regulatory and enterprise policies. Industrial AI platforms increasingly embed governance into enterprise workflows, ensuring consistent policy enforcement across facilities and assets.

  Cloud-level governance includes:

  - **Centralized policy repositories:** Global rules for safety, data access, autonomy limits, and operational constraints.
  - **AI-driven compliance monitoring:** Models detect policy violations, unsafe behaviors, or anomalous decision patterns.
  - **Cross-facility policy propagation:** Updated policies are distributed to edge devices and reflex agents.
  - **Auditability and traceability:** Cloud systems maintain logs of decisions, model updates, and policy changes.
  - **Enterprise-wide governance:** Integration with ERP, EAM, MES, and supply chain systems ensures consistent enforcement.
  - This governance layer ensures that distributed AI systems remain trustworthy and compliant as they scale.

- **Cross-Domain AI Analytics Integrating Automation, Aerial Systems, and Autonomous Vehicles**

  Modern industrial ecosystems span multiple domains—factory automation, aerial inspection drones, autonomous vehicles, logistics robots, and energy systems. Cloud-assisted AI models unify these domains into a single analytical fabric, reflecting the multi-platform integration seen across industrial AI ecosystems.

  Cross-domain analytics enable:

  - **Unified operational intelligence:** Integrating data from automation systems, drones, AGVs, AMRs, and autonomous fleets.
  - **Multi-domain optimization:** Coordinating production lines with logistics fleets, aerial inspections, and energy systems.
  - **Cross-domain anomaly detection:** Identifying correlated issues across robotics, vehicles, and infrastructure.
  - **Holistic situational awareness:** Cloud AI models provide enterprise-wide visibility across all autonomous systems.

This integration transforms industrial operations into cohesive, multi-modal intelligent ecosystems.

Figure 9.2-B highlights a fundamental characteristic of cloud-assisted industrial AI: intelligence evolves through continuous learning across distributed operational environments. Data collected from factories, autonomous vehicles, aerial systems, energy infrastructure, and enterprise platforms are aggregated within cloud ecosystems, where advanced AI models transform observations into increasingly sophisticated forms of knowledge. This knowledge is subsequently translated into predictions, optimized policies, simulation insights, and operational guidance that improve performance across the enterprise. Such capabilities ultimately depend upon a foundational cloud function: the ability to train, retrain, validate, and deploy AI models using large-scale industrial datasets. The next discussion examines **Cloud-Scale AI Training Pipelines and Continuous Industrial Model Evolution**, exploring the mechanisms that enable industrial AI systems to learn continuously, adapt to changing environments, and improve their effectiveness over time.

a. Cloud-Scale AI Training Pipelines and Continuous Industrial Model Evolution

Cloud-scale AI training pipelines constitute the large-scale learning and model-evolution infrastructure of hybrid industrial AI architectures. They transform the massive volumes of heterogeneous operational data generated by distributed devices, machines, robots, vehicles, energy systems, and industrial facilities into increasingly capable AI models. Whereas embedded and edge AI primarily emphasize low-latency inference, local autonomy, and immediate operational responsiveness, cloud-scale AI provides the computational capacity, data integration capabilities, and learning infrastructure required to develop, refine, evaluate, and coordinate models across an entire industrial enterprise.

In this architecture, the cloud is more than a centralized computing resource. It serves as an **enterprise-level cognitive learning environment** in which information from geographically distributed industrial operations can be consolidated, contextualized, analyzed, and used to improve model performance. Cloud infrastructure supports computationally intensive training, large-scale historical analysis, simulation-driven learning, cross-facility knowledge extraction, and coordinated model lifecycle management. It allows industrial AI systems to learn from patterns that may not be visible to an individual machine, production line, vehicle, or facility operating independently.

For example, a predictive-maintenance model deployed at one manufacturing facility may learn to recognize abnormal vibration patterns associated with a particular motor failure. However, when operational data from multiple facilities become available, cloud-scale training may reveal additional relationships involving temperature, electrical current, equipment utilization, environmental conditions, and maintenance history. These broader relationships can improve the model's ability to recognize developing failures across different equipment configurations and operating environments.

Cloud-scale model evolution is therefore not simply a process of retraining neural networks with additional data. It is a coordinated lifecycle involving data ingestion, semantic integration, quality assessment, feature engineering, distributed training, simulation-based evaluation, model validation, deployment preparation, and performance monitoring. The resulting models must also remain compatible with the heterogeneous computing resources, operational requirements, and safety constraints of the edge environments in which they will eventually execute.

From an explicit AI architectural perspective, cloud-scale training pipelines consist of **five tightly integrated subsystems**, supported by an overarching model governance and lifecycle-management process. The principal subsystems, technological components, and operational

functions associated with cloud-scale industrial AI training pipelines are summarized in Table 9.2-B1.

As hybrid industrial AI architectures scale across facilities, equipment fleets, and operational domains, the effectiveness of intelligent decision-making increasingly depends on the ability to continuously acquire knowledge, refine predictive capabilities, and distribute improvements throughout the enterprise. Local and edge-level AI systems provide real-time responsiveness and operational autonomy, but their learning capacity is inherently constrained by the computational resources and data available within individual environments. Cloud-scale training infrastructures address this limitation by creating a centralized yet distributed learning ecosystem capable of integrating operational knowledge from diverse sources, generating richer data representations, training more sophisticated AI models, and coordinating enterprise-wide model evolution. This learning process extends beyond model training alone to encompass data management, simulation-driven refinement, federated learning, governance, and controlled deployment. Table 9.2-B1 summarizes the principal subsystems that collectively support cloud-scale AI training and continuous industrial model evolution.

Table 9.2-B1 presents the major subsystems that comprise a cloud-scale industrial AI training pipeline and identifies their roles in supporting continuous model evolution across distributed industrial environments. The table traces the progression from industrial data acquisition and semantic integration through DataOps, large-scale model training, simulation-assisted learning, federated aggregation, and governance-driven deployment. Together, these subsystems establish an enterprise learning architecture capable of transforming operational experience into increasingly capable AI models.

Rather than functioning as an isolated training environment, the cloud-scale training pipeline operates as a continuous lifecycle in which data, models, simulation environments, validation processes, and deployment mechanisms interact through recurring feedback loops. This architecture allows AI systems to adapt to changing operating conditions, incorporate newly observed behaviors, and extend learned knowledge across multiple facilities while maintaining traceability, governance, and operational reliability.

Table 9.2-B1 – Cloud-Scale AI Training Pipeline Subsystems and Continuous Industrial Model-Evolution Functions

Pipeline Subsystem	Primary Functions	Key Technologies and Methods	Inputs	Outputs	Industrial Value
1. Distributed Industrial Data Ingestion and Semantic Alignment	Collect, integrate, contextualize, and standardize heterogeneous industrial data	Streaming ingestion, event brokers, industrial ontologies, semantic models, lineage tracking	Sensors, PLCs, robots, enterprise systems, maintenance records, facility telemetry	Semantically aligned, traceable industrial datasets	Enterprise-wide data integration and contextual consistency
2. Industrial DataOps, Feature Engineering, and Training-Data Preparation	Transform raw operational data into model-ready assets	DataOps pipelines, feature stores, automated labeling, data augmentation, dataset versioning	Aligned industrial datasets	Curated datasets, engineered features, training benchmarks	Reproducible and scalable AI development
3. Massively Parallel Training and Continuous Model Evolution	Train, optimize, evaluate, and continuously refine industrial AI models	Distributed GPU/TPU training, transformers, GNNs, reinforcement learning, foundation models	Prepared training datasets and feature repositories	Candidate models, optimized parameters, updated model versions	Continuous AI improvement and adaptation
4. Simulation-Driven Learning and	Generate synthetic experience and	Digital twins, simulation environments,	Physical system observations,	Simulated scenarios, synthetic	Expanded learning coverage and

Digital-Twin Refinement	evaluate candidate models	synthetic data generation, domain randomization	operational constraints, candidate models	datasets, validated strategies	reduced real-world testing risk
5. Federated Aggregation, Global Integration, and Enterprise Distribution	Coordinate learning across facilities while preserving local data ownership	Federated learning, model aggregation, secure sharing, distributed optimization	Local model updates, facility knowledge, aggregated parameters	Global models, personalized variants, deployment packages	Enterprise-wide learning with decentralized data control
Model Governance and Lifecycle Assurance	Validate, authorize, monitor, and manage model evolution	MLOps, validation frameworks, monitoring platforms, version control, rollback systems	Candidate models, deployment packages, operational analytics	Approved, traceable, and monitored industrial AI models	Reliable and trustworthy industrial deployment

Table 9.2-B1 illustrates that cloud-scale AI training is fundamentally an enterprise learning process rather than a single model-development activity. The table demonstrates how various technical subsystems cooperate to transform raw industrial observations into validated, deployable intelligence capable of supporting operational decision-making across diverse industrial environments. Collectively, these subsystems establish the infrastructure through which industrial AI systems acquire, refine, govern, and distribute knowledge over time.

One of the most important observations from Table 9.2-B1 is the foundational role of **distributed industrial data ingestion and semantic alignment**. All subsequent learning activities depend upon the availability of data that are not only accessible but also meaningfully interpretable across organizational boundaries. Industrial environments generate information from numerous heterogeneous sources, including sensors, robots, industrial controllers, maintenance systems, enterprise applications, and operational platforms. Without semantic alignment, consistent contextualization, and provenance tracking, these observations would remain fragmented and difficult to use effectively for enterprise-scale AI development. The

table therefore emphasizes that successful industrial learning begins with the creation of a unified and contextually meaningful information foundation.

The table further highlights the significance of **Industrial DataOps and feature engineering** as the bridge between raw data and machine learning. While large volumes of data are essential, data volume alone does not guarantee useful learning outcomes. Industrial DataOps transforms heterogeneous observations into curated datasets, engineered features, reusable representations, and governed training assets. Through normalization, harmonization, labeling, augmentation, and validation processes, this subsystem improves the quality and consistency of learning inputs while reducing the risk of bias, data leakage, and nonrepresentative training conditions. As a result, DataOps serves as a critical enabler of reproducible and scalable AI development.

Another notable insight concerns the role of **massively parallel training and continuous model evolution**. This subsystem represents the computational core of the learning architecture, where cloud resources enable the development of sophisticated AI models that exceed the capabilities of most edge and embedded platforms. By coordinating distributed training across GPU clusters, accelerators, and large-scale computing resources, organizations can train deep-learning architectures, transformer models, graph neural networks, reinforcement-learning systems, and industrial foundation models on extensive operational datasets. More importantly, the table emphasizes that model development is not a one-time activity. Continuous model evolution allows industrial AI systems to adapt to changing equipment behavior, shifting operational conditions, and emerging failure modes throughout their lifecycle.

The inclusion of **simulation-driven learning and digital-twin refinement** demonstrates that effective industrial AI training extends beyond historical observations. Real-world industrial datasets may contain limited examples of rare failures, hazardous conditions, or unusual operating scenarios. Digital twins and simulation environments address this limitation by generating synthetic experiences and evaluating candidate models under controlled conditions that may be difficult or impractical to reproduce physically. The table therefore illustrates how simulation expands the scope of learning while reducing operational risk and accelerating model development.

A particularly significant feature of the architecture is the incorporation of **federated aggregation and global model integration**. Industrial organizations frequently operate under constraints related to data ownership, privacy, security, and regulatory compliance. Federated learning enables facilities to contribute to collective model improvement without requiring unrestricted transfer of raw operational datasets. Through coordinated aggregation and knowledge integration, models can learn from distributed operational experience while

preserving local control of sensitive information. This capability allows organizations to balance enterprise-wide intelligence with decentralized governance requirements.

The table also identifies **model governance and lifecycle assurance** as an overarching control mechanism that spans the entire training architecture. Governance ensures that candidate models are not evaluated solely according to predictive performance. Instead, models undergo assessment for reproducibility, robustness, cross-facility generalization, resource compatibility, cybersecurity integrity, operational suitability, and safety compliance. This observation highlights an important principle of industrial AI: the most accurate model is not necessarily the most appropriate model for deployment. Suitability depends upon a broader set of technical, operational, and governance requirements.

Another important theme evident throughout the table is the presence of **continuous feedback and closed-loop learning**. Data generated within industrial operations contribute to training pipelines, training pipelines generate improved models, and deployed models subsequently produce new operational observations that re-enter the learning process. This cyclical pattern transforms the architecture from a conventional software-development pipeline into a continuously evolving intelligence system. Learning therefore becomes an ongoing organizational capability rather than a discrete engineering project.

The table further reveals the interdependence of all training-pipeline components. Data ingestion without governance may compromise trustworthiness. Model training without DataOps may produce unreliable results. Federated learning without validation may introduce inconsistencies. Simulation without real-world feedback may fail to represent operational reality. The architecture achieves effectiveness precisely because these subsystems operate as an integrated ecosystem rather than independent technological components.

Ultimately, Table 9.2-B1 demonstrates that cloud-scale AI training pipelines serve as the learning infrastructure of modern industrial intelligence systems. By combining semantic data integration, governed DataOps, large-scale model training, simulation-assisted learning, federated knowledge sharing, and lifecycle management, the architecture enables organizations to transform distributed operational experience into continuously improving enterprise intelligence. The result is a self-reinforcing learning ecosystem in which data, models, simulations, and operational feedback collectively drive the ongoing evolution of industrial AI capabilities.

Table 9.2-B1 identified the principal subsystems that collectively support cloud-scale AI training and continuous industrial model evolution, highlighting the progression from data acquisition and preparation through large-scale learning, simulation-assisted refinement, federated

knowledge integration, and governed deployment. Although each subsystem performs a distinct role within the learning architecture, their value emerges primarily through their interaction as components of a continuous enterprise-wide learning process. Industrial AI models do not evolve through isolated training activities but through recurring cycles of data collection, feature generation, model development, validation, deployment, monitoring, and refinement. Figure 9.2-B1 integrates these activities into a unified architectural framework, illustrating how cloud-scale learning infrastructure transforms distributed operational experience into continuously improving industrial intelligence capable of supporting enterprise-wide adaptation and decision-making.

Figure 9.2-B1 presents a cloud-scale AI training architecture that supports continuous industrial model evolution across distributed operational environments. The figure illustrates the end-to-end flow of information, beginning with heterogeneous industrial data sources and progressing through ingestion, semantic alignment, feature engineering, large-scale model training, simulation-assisted refinement, federated model integration, validation, and enterprise-wide deployment. The architecture emphasizes that industrial AI learning is not confined to a single training stage but instead operates as a continuous lifecycle that repeatedly incorporates operational experience into model refinement and knowledge generation.

The figure also demonstrates the interaction between cloud-based learning infrastructure and distributed deployment environments. Operational systems contribute data, performance observations, and feedback that inform enterprise-scale learning activities, while validated and optimized models are subsequently distributed back to edge devices, robots, vehicles, gateways, and industrial systems. This bidirectional relationship creates a self-reinforcing cycle of continuous adaptation and improvement across the industrial ecosystem.

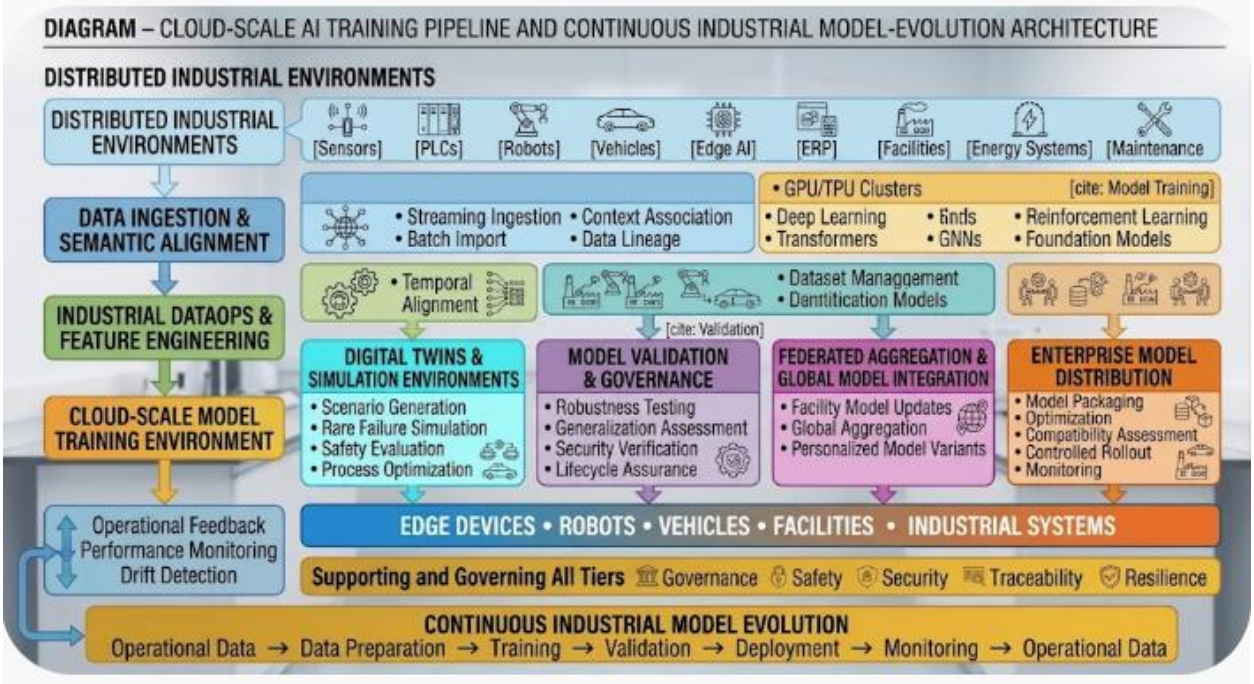

Figure 9.2-B1 – Cloud-Scale AI Training Pipeline and Continuous Industrial Model-Evolution Architecture

The figure illustrates the enterprise-scale learning architecture responsible for transforming distributed industrial observations into continuously evolving AI capabilities. Data originating from industrial environments, including sensors, programmable logic controllers, robots, vehicles, edge AI systems, enterprise applications, energy infrastructure, and maintenance platforms, are ingested and semantically aligned within cloud infrastructure. Industrial DataOps and feature-engineering processes prepare training assets for large-scale learning environments that employ deep learning, transformer models, graph neural networks, reinforcement learning, and foundation models. Digital twins and simulation environments support synthetic-data generation, rare-event modeling, safety evaluation, and process optimization. Candidate models undergo validation, governance assessment, and lifecycle assurance before participating in federated aggregation and enterprise-level integration processes. Approved models are optimized, distributed, monitored, and continuously refined through recurring feedback loops that support ongoing industrial model evolution. Governance, safety, security, traceability, and resilience mechanisms operate across all stages of the lifecycle.

Legend

Figure Component	*Description*
Distributed Industrial Environments	*Sources of operational data, including facilities, machines, robots, vehicles, sensors, enterprise systems, and infrastructure assets.*
Sensors	*Generate telemetry, condition-monitoring measurements, and operational observations.*
PLCs	*Provide industrial-control states, events, and process information.*
Robots	*Generate motion, perception, operational, and performance data.*
Vehicles	*Contribute navigation, utilization, environmental, and diagnostic information.*
Edge AI Systems	*Produce local inference results, anomaly detections, and operational intelligence.*
ERP Platforms	*Supply production schedules, inventory information, maintenance activities, and business-process context.*
Energy Systems	*Generate consumption, generation, storage, and infrastructure-performance data.*
Maintenance Systems	*Provide work orders, inspection records, repair histories, and equipment-health information.*
Data Ingestion and Semantic Alignment	*Integrates heterogeneous information sources while preserving context, meaning, provenance, and temporal relationships.*
Industrial DataOps and Feature Engineering	*Performs dataset preparation, harmonization, labeling, validation, and feature management.*

Cloud-Scale Model Training Environment	*Provides large-scale computational infrastructure for industrial AI learning.*
GPU/TPU Clusters	*Supply high-performance computing resources for distributed model training.*
Transformers, GNNs, Deep Learning, RL, Foundation Models	*Representative AI architectures supported within the cloud-learning environment.*
Digital Twins and Simulation Environments	*Provide virtual industrial environments for scenario generation, optimization, and synthetic learning.*
Model Validation and Governance	*Evaluates performance, robustness, security, safety, and lifecycle compliance.*
Federated Aggregation and Global Model Integration	*Coordinates distributed learning contributions across facilities and operational domains.*
Enterprise Model Distribution	*Prepares, optimizes, deploys, and monitors approved models across enterprise environments.*
Operational Feedback and Drift Detection	*Collects deployment observations that initiate subsequent improvement cycles.*
Continuous Industrial Model Evolution	*Closed-loop process linking operational experience with ongoing learning and refinement.*
Governance, Safety, Security, Traceability, and Resilience	*Cross-cutting assurance functions supporting trustworthy industrial AI deployment.*

Figure 9.2-B1 illustrates how cloud-scale learning transforms industrial AI from a collection of independently trained models into a continuously evolving enterprise intelligence system. Rather than viewing AI development as a sequential engineering activity that concludes with deployment, the figure presents model evolution as an ongoing process in which operational experience, simulation-driven experimentation, global learning, and governance continuously interact. The architecture demonstrates how industrial organizations can systematically acquire, refine, distribute, and govern knowledge across large-scale operational environments.

One of the most significant insights provided by Figure 9.2-B1 is the recognition that **industrial AI learning begins with operational experience rather than model training itself**. The architecture starts with distributed industrial environments that generate diverse forms of operational knowledge through sensors, control systems, robots, vehicles, enterprise platforms, energy infrastructure, and maintenance systems. These environments function as the primary sources of enterprise intelligence, providing the observations from which cloud-scale learning derives its value.

The figure further emphasizes the importance of **semantic alignment and contextual integration** before learning can occur. Industrial data are inherently heterogeneous, originating from systems that differ in format, timing, operational purpose, and contextual meaning. Consequently, the ingestion layer performs more than data collection; it establishes semantic consistency, temporal relationships, contextual understanding, and traceability. This process ensures that models learn from meaningful operational relationships rather than disconnected collections of measurements.

A second important observation concerns the role of **Industrial DataOps as a knowledge-engineering layer**. The figure positions DataOps and feature engineering between data acquisition and model development, highlighting their importance in transforming operational observations into reliable training assets. This reflects a fundamental principle of industrial AI: model quality depends heavily on the quality, representativeness, and governance of the underlying data ecosystem.

The architecture also illustrates the central function of the **cloud-scale training environment**.

Through GPU and TPU clusters, distributed learning frameworks, and advanced AI architectures, cloud platforms provide a computational capability far beyond what is typically available within edge environments. This allows organizations to train large-scale perception models, forecasting systems, graph-learning architectures, optimization agents, and industrial foundation models using datasets aggregated from multiple operational domains.

Particularly noteworthy is the inclusion of **digital twins and simulation environments** as equal partners within the learning architecture rather than auxiliary engineering tools. The figure demonstrates that industrial learning is derived from both real-world operational observations and simulated experiences. Digital twins enable organizations to explore rare failures, hazardous conditions, optimization strategies, and hypothetical scenarios that may not be adequately represented in historical datasets. In this way, simulation becomes an active contributor to enterprise learning rather than merely a validation resource.

Another major insight conveyed by the figure is the presence of **federated aggregation and distributed model integration**. Enterprise learning does not require unrestricted centralization of all operational data. Instead, knowledge can emerge through the aggregation of learning contributions from multiple facilities while preserving local data ownership and governance requirements. This capability is particularly important for organizations operating across geographically distributed or regulated environments where direct data sharing may be constrained.

The figure likewise highlights the importance of **governance and validation as continuous lifecycle functions rather than final approval activities**. Candidate models are evaluated for generalization, robustness, safety, security, and lifecycle compatibility before deployment. This reinforces the principle that high predictive performance alone does not qualify a model for industrial use. Models must also satisfy operational, organizational, cybersecurity, and safety requirements before becoming part of the deployed intelligence environment.

Perhaps the most important architectural feature illustrated in the figure is the **closed-loop model-evolution cycle** shown at the bottom of the diagram. Operational data produce training assets; training assets generate models; validated models are deployed into industrial environments; deployed models generate performance observations and feedback; and those observations subsequently re-enter the learning process. This feedback structure reveals that industrial AI is fundamentally a process of continuous adaptation rather than periodic model replacement.

The operational-feedback pathway further demonstrates how the architecture addresses evolving industrial conditions. Equipment ages, maintenance practices change, production workflows evolve, and new failure modes emerge over time. Through continuous monitoring and drift detection, the architecture identifies changes in system behavior and incorporates this knowledge into future learning cycles. Consequently, intelligence evolves alongside the operational environment it is intended to support.

Ultimately, Figure 9.2-B1 illustrates that cloud-scale AI training pipelines function as the learning infrastructure of the industrial enterprise. By integrating semantic data management, DataOps, large-scale model training, simulation-assisted learning, federated knowledge aggregation, governance processes, and continuous feedback mechanisms, the architecture enables industrial AI systems to evolve systematically and responsibly. The result is a distributed learning ecosystem capable of transforming collective operational experience into increasingly accurate, robust, and valuable enterprise intelligence over time.

i. Distributed Industrial Data Ingestion and Semantic Alignment

Industrial AI training begins with the acquisition and integration of data generated across distributed operational technology (OT) and information technology (IT) environments. Modern industrial ecosystems produce continuous streams of heterogeneous information from sensors, programmable logic controllers (PLCs), industrial robots, autonomous vehicles, drones, building-management systems, energy infrastructure, production applications, and enterprise platforms.

These data sources differ substantially in format, sampling frequency, resolution, temporal characteristics, and semantic meaning. A vibration sensor may generate high-frequency numerical measurements, while a PLC produces discrete state transitions, a robotic system records motion trajectories, and an industrial camera generates image or video data. Maintenance-management systems may contribute work orders and equipment histories, whereas enterprise resource planning systems provide production schedules, inventory records, and operational constraints.

Cloud ingestion infrastructure must therefore accommodate both the volume and the diversity of industrial information. Its responsibilities extend beyond transferring data from edge nodes to cloud storage. It must preserve the relationships, timing, provenance, and operational context needed to make the resulting information meaningful for AI training.

The principal ingestion functions include:

- **High-Volume Streaming Ingestion.** Cloud ingestion services receive continuous telemetry and event streams from potentially thousands of edge gateways, industrial devices, production systems, and geographically distributed facilities. Message brokers, event-streaming platforms, and distributed ingestion services support scalable data collection while managing variable arrival rates, temporary communication interruptions, and bursts of operational activity.
- **Historical and Batch Data Ingestion.** In addition to real-time telemetry, training pipelines incorporate historical sensor records, maintenance logs, inspection reports, equipment specifications, production histories, quality-control records, and previously collected operational datasets. Batch ingestion provides the historical context necessary for identifying long-term patterns, reconstructing failure sequences, and evaluating changes in equipment behavior over extended periods.
- **Industrial Semantic Alignment.** Data from different facilities may use different naming conventions, measurement units, equipment identifiers, event codes, and metadata structures. Semantic integration uses standardized information models, industrial

ontologies, equipment hierarchies, and digital-thread relationships to establish consistent interpretations across heterogeneous sources. For example, vibration measurements from two facilities can be associated with equivalent equipment categories and operating conditions even when the original sensor configurations differ.

- **Temporal and Contextual Association.** Measurements must be associated with their timestamps, sampling intervals, equipment states, production phases, and environmental conditions. This is particularly important when correlating high-frequency sensor observations with slower operational events, such as maintenance interventions or production changes. Accurate temporal association allows models to learn meaningful cause-and-effect relationships rather than misleading correlations.
- **Data Provenance and Lineage Tracking.** Each dataset retains metadata identifying its originating facility, equipment, sensor, collection period, processing history, and applicable transformation procedures. Provenance and lineage tracking establish traceability throughout the data lifecycle, allowing model-training inputs to be traced back to their original sources and subsequent processing stages. This traceability supports data-quality investigations, reproducibility, regulatory auditing, and the diagnosis of unexpected model behavior. It also enables engineers to determine whether observed model-performance changes originate from differences in source data, preprocessing operations, or underlying equipment conditions.
- **Data Quality Assessment and Contextual Filtering.** AI-based anomaly detection, statistical validation, and rule-based verification identify missing observations, inconsistent measurements, duplicate records, sensor faults, abnormal timestamps, and potentially corrupted data. However, unusual observations are not automatically discarded because rare equipment failures, emerging degradation patterns, and abnormal operating conditions may contain precisely the information required to develop robust industrial models. Data-quality mechanisms therefore distinguish genuine operational anomalies from measurement errors, transmission faults, and other forms of data corruption. Contextual filtering preserves diagnostically significant observations while excluding or flagging information that cannot be reliably interpreted.

The preceding discussion has demonstrated that industrial AI training depends upon far more than the collection of large quantities of data. Distributed industrial environments generate information from diverse OT and IT systems that differ in structure, timing, semantic meaning, and operational context. For this information to become suitable for cloud-assisted AI training, it must undergo a series of ingestion, alignment, contextualization, quality-assurance, and

traceability processes that transform heterogeneous observations into coherent and analytically meaningful datasets. Each stage contributes a specific capability that enables AI models to learn from industrial operations in a manner that accurately reflects real-world conditions. Table 9.2-B2 summarizes the principal functions involved in distributed industrial data ingestion and semantic alignment, highlighting their data sources, processing activities, resulting outputs, and contributions to cloud-assisted industrial AI training.

Table 9.2-B2 presents the major functions that support distributed industrial data ingestion and semantic alignment within cloud-assisted AI environments. The table identifies the primary data sources associated with each ingestion function, the transformations and processing activities performed on incoming information, the resulting data artifacts produced by the ingestion pipeline, and the specific contributions each function makes to industrial AI model development. Collectively, these functions establish the foundation upon which cloud-based analytics, predictive models, digital twins, optimization systems, and enterprise intelligence platforms are built. The table also illustrates that industrial AI training requires not only data acquisition but also semantic consistency, contextual understanding, traceability, and quality assurance.

Table 9.2-B2 – Distributed Industrial Data Ingestion and Semantic Alignment Functions for Cloud-Assisted AI Training

Ingestion Function	Primary Data Sources	Processing Activities	Output Artifacts	Contribution to AI Training
High-Volume Streaming Ingestion	Sensors, PLCs, robots, autonomous vehicles, drones, edge gateways	Real-time collection, event buffering, distributed message handling, stream management	Telemetry streams, event records, real-time operational observations	Enables continuous learning and operational monitoring
Historical and Batch Data Ingestion	Maintenance logs, inspection reports, production histories, quality records, asset databases	Bulk collection, archival retrieval, dataset consolidation	Historical operational datasets and long-term performance records	Supports trend analysis and predictive model development

Industrial Semantic Alignment	Multi-facility OT and IT datasets	Ontology mapping, metadata standardization, equipment-hierarchy alignment, terminology normalization	Semantically consistent industrial datasets	Enables learning across heterogeneous facilities
Temporal and Contextual Association	Sensor data, operational events, production states, environmental measurements	Timestamp synchronization, context enrichment, sequence association	Time-aligned and context-aware training data	Supports causal analysis and sequence modeling
Data Provenance and Lineage Tracking	Data repositories, ingestion pipelines, processing workflows	Source tracking, transformation logging, version management	Traceable datasets with lineage metadata	Improves explainability, reproducibility, and compliance
Data Quality Assessment	Raw telemetry, events, historical records	Statistical validation, anomaly detection, consistency checking, fault identification	Validated operational data	Improves training reliability
Contextual Filtering	Quality-assessed industrial information	Distinguishing anomalies from corruption, preserving diagnostic events	AI-ready industrial datasets	Retains meaningful operational knowledge while removing unusable data
Integrated Industrial Knowledge Layer	Outputs from all ingestion processes	Data fusion and contextual integration	Unified industrial intelligence repository	Provides the foundation for cloud-scale AI training and analytics

Source: *Adapted from industrial AI data engineering, cloud-native analytics architectures, industrial AIoT platforms, semantic industrial data models, and distributed machine-learning pipelines.*

Understanding Industrial Data Preparation for AI Training

Table 9.2-B2 illustrates a critical principle of cloud-assisted industrial AI: the quality of AI models depends directly on the quality, context, consistency, and interpretability of the data used during training. While industrial environments generate enormous volumes of operational information, raw data alone provides limited value. Effective industrial AI systems require systematic processes that transform heterogeneous observations into semantically meaningful and analytically reliable training datasets.

The table demonstrates that industrial data ingestion is not a single activity but a multi-stage process involving collection, integration, standardization, contextualization, validation, and knowledge consolidation. Each function contributes to preparing data for large-scale AI learning and enterprise analytics.

Enabling Continuous Learning Through High-Volume Streaming Ingestion

The first function identified in the table is **High-Volume Streaming Ingestion**, which supports the collection of real-time operational information from industrial devices and systems.

Modern facilities generate continuous streams of telemetry from sensors, PLCs, robotics platforms, autonomous vehicles, and edge computing infrastructure. These streams provide immediate visibility into equipment behavior, operational conditions, and environmental changes. The table shows that streaming-ingestion mechanisms perform activities such as event buffering, distributed message handling, and real-time aggregation to manage these continuously arriving data flows.

The resulting telemetry streams form the basis for online analytics, anomaly detection, condition monitoring, and continuously updated learning systems.

Preserving Long-Term Operational Knowledge Through Historical Data Integration

Industrial intelligence requires more than real-time awareness. Many phenomena of interest, including equipment degradation, maintenance effectiveness, process variation, and long-term operational trends, emerge only through extended observation.

Table 9.2-B2 highlights **Historical and Batch Data Ingestion** as the mechanism responsible for integrating maintenance records, production histories, quality-control information, inspection reports, and archived operational datasets. By incorporating historical information, cloud-based

training environments obtain the temporal depth needed to identify slowly evolving patterns and long-term operational relationships.

This capability is particularly important for predictive maintenance, asset lifecycle analysis, and strategic operational forecasting.

Creating Shared Meaning Through Industrial Semantic Alignment

One of the most significant functions represented in the table is **Industrial Semantic Alignment**.

Industrial organizations frequently operate facilities that employ different naming conventions, asset identifiers, measurement standards, metadata structures, and operational terminology. Without semantic alignment, cloud-scale AI systems would struggle to interpret equivalent observations originating from different environments.

Table 9.2-B2 demonstrates how industrial ontologies, equipment hierarchies, metadata normalization procedures, and asset-relationship mappings establish consistent interpretations across heterogeneous datasets. Semantic alignment enables AI systems to recognize that observations generated by different facilities may describe the same operational concepts even when represented differently.

As a result, knowledge generated in one environment can contribute to learning throughout the broader industrial ecosystem.

Supporting Causal Understanding Through Temporal and Contextual Association

Table 9.2-B2 further emphasizes the importance of **Temporal and Contextual Association**.

Industrial data rarely exists in isolation. Sensor measurements must be interpreted within the context of production conditions, maintenance activities, environmental influences, equipment operating modes, and broader operational events. Accurate timestamp synchronization and contextual linking allow AI systems to associate observations with the conditions under which they occurred.

This capability enables models to learn meaningful relationships rather than relying on coincidental correlations. Such contextual awareness is essential for identifying causal factors, diagnosing operational issues, and developing reliable predictive models.

Improving Trust Through Data Provenance and Lineage Tracking

Industrial AI systems must also support traceability.

The table identifies **Data Provenance and Lineage Tracking** as mechanisms for recording the origin, transformation history, and processing pathway associated with each dataset.

Provenance information enables organizations to determine where data originated, how it was modified, and which processing activities influenced its current form.

This traceability supports reproducibility, regulatory compliance, auditing activities, and model-governance initiatives. It also improves confidence in analytical outcomes by allowing investigators to trace unexpected model behavior back to specific datasets or processing steps.

Ensuring Reliability Through Data Quality Assessment

The value of industrial AI models depends heavily on data integrity.

The **Data Quality Assessment** function evaluates incoming information for inconsistencies, missing observations, faults, abnormal timestamps, and potentially corrupted records. Statistical validation techniques and AI-based anomaly-detection systems distinguish between legitimate operational events and data-quality problems.

The table illustrates that quality assessment improves model reliability by reducing the likelihood that training algorithms will learn from erroneous or misleading information.

Preserving Valuable Anomalies Through Contextual Filtering

An important insight highlighted by Table 9.2-B2 involves **Contextual Filtering**.

Conventional data-cleaning approaches often remove unusual observations. However, in industrial environments, rare conditions frequently contain the most valuable information. Emerging equipment failures, degradation signatures, abnormal operating states, and exceptional events may provide critical learning opportunities.

The table shows that contextual filtering is designed not simply to eliminate anomalies, but to distinguish meaningful operational deviations from measurement errors or corrupted records. This approach preserves diagnostically important information while maintaining overall dataset quality.

Building an Integrated Industrial Knowledge Layer

The final row of the table summarizes the outcome of the ingestion and alignment process: the creation of an **Integrated Industrial Knowledge Layer**.

At this stage, information from numerous heterogeneous sources has been transformed into a unified repository of semantically consistent, context-aware, traceable, and quality-assured industrial knowledge. This integrated foundation supports cloud-scale analytics, predictive intelligence, optimization systems, digital twins, and enterprise AI training pipelines.

Table 9.2-B2 demonstrates that successful industrial AI depends not merely on acquiring data but on transforming that data into an interpretable and coherent representation of industrial reality.

From Data Collection to Industrial Intelligence

A broader theme emerging from Table 9.2-B2 is that industrial AI training is fundamentally a knowledge-engineering process. Data ingestion pipelines do not simply transfer information into cloud storage environments. Rather, they create structure, context, meaning, and traceability that allow machine-learning algorithms to interpret industrial operations correctly.

Without semantic alignment, temporal association, provenance tracking, and contextualization, even large volumes of industrial data may provide limited value for AI training. By contrast, well-structured industrial knowledge repositories enable models to learn patterns that reflect actual operational conditions and physical processes.

Overall Significance

Overall, Table 9.2-B2 demonstrates that distributed industrial data ingestion and semantic alignment form the foundational layer of cloud-assisted industrial AI systems. Through streaming and batch data acquisition, semantic standardization, contextual association, provenance tracking, quality validation, and knowledge integration, heterogeneous operational information is transformed into AI-ready industrial datasets. These processes ensure that cloud-scale learning systems can interpret industrial observations accurately, identify meaningful patterns, and generate reliable predictions. Consequently, effective industrial AI begins not with model training, but with the systematic creation of semantically interpretable, contextually enriched, and traceable industrial knowledge.

The output of this subsystem is a collection of integrated industrial datasets that are not only technically accessible but also semantically interpretable and contextually traceable. This transformation is fundamental because large-scale AI training depends on more than data volume. **Models require information whose origin, meaning, temporal characteristics, and operational context are sufficiently understood to support reliable learning and meaningful predictions.**

While Table 9.2-B2 summarizes the principal functions that transform heterogeneous industrial information into AI-ready datasets, the interactions among these functions are most clearly understood when viewed as an integrated data-engineering workflow. In practice, industrial data ingestion extends far beyond the simple movement of observations from operational systems into cloud repositories. Information originating from diverse devices, applications, and

facilities must undergo semantic harmonization, contextual enrichment, quality validation, and provenance tracking before it can support reliable machine-learning processes. These transformations collectively establish a consistent representation of industrial reality that allows cloud-assisted AI systems to learn from operational experience at scale. Figure 9.2-B2 illustrates this end-to-end architecture and demonstrates how distributed industrial information is transformed into semantically aligned, context-aware, and traceable datasets suitable for advanced industrial AI applications.

Figure 9.2-B2 presents the architecture of distributed industrial data ingestion and semantic alignment for cloud-assisted AI training. The figure illustrates how heterogeneous operational and enterprise information generated across distributed industrial environments is collected, standardized, contextualized, and integrated before being used within cloud-based analytics and machine-learning systems. Streaming and batch-ingestion processes acquire information from diverse OT and IT environments, while semantic-alignment mechanisms establish common meanings across facilities, assets, and operational domains. Temporal association, provenance tracking, quality assessment, and contextual filtering subsequently transform raw observations into AI-ready industrial datasets that support predictive maintenance, digital twins, optimization systems, fleet intelligence, and enterprise analytics.

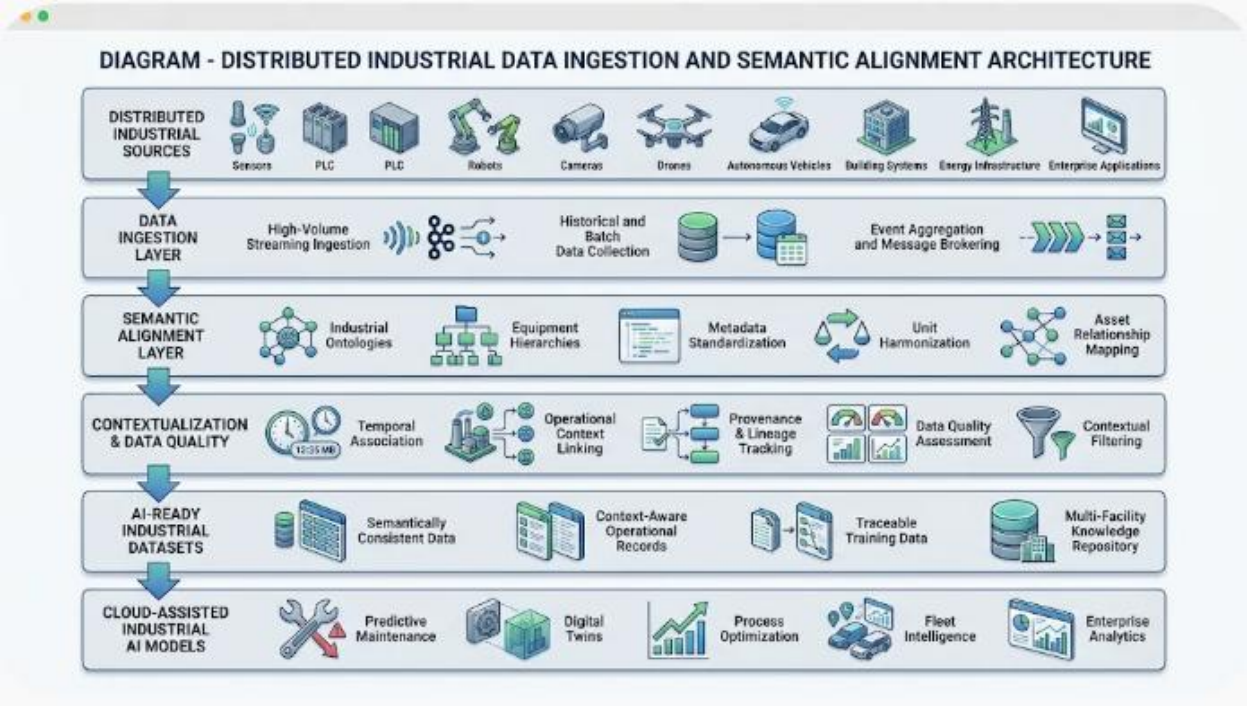

Figure 9.2-B2 – Distributed Industrial Data Ingestion and Semantic Alignment Architecture
The figure illustrates how operational and enterprise information from distributed industrial environments is transformed into semantically aligned and contextually enriched datasets suitable for

cloud-assisted AI training. Data ingestion services collect real-time and historical information from diverse OT and IT systems. Semantic-alignment mechanisms establish common interpretations across heterogeneous facilities and equipment populations, while contextualization processes associate operational observations with time, state, provenance, and quality information. The resulting AI-ready datasets provide the foundation for predictive maintenance, digital-twin modeling, enterprise analytics, process optimization, and large-scale industrial intelligence.

Legend

Figure Element	***Description***
Distributed Industrial Sources	*Heterogeneous operational and enterprise systems generating industrial information.*
Sensors	*Devices generating measurements related to temperature, vibration, pressure, flow, environmental conditions, and equipment health.*
PLC Systems	*Industrial control systems producing state transitions, control logic outputs, and operational events.*
Robots	*Robotic systems contributing operational states, trajectories, utilization statistics, and mission data.*
Cameras	*Vision systems generating images, video streams, and machine-vision observations.*
Autonomous Vehicles	*Mobile platforms producing location, navigation, mission, and operational telemetry data.*
Building Systems	*Building-management infrastructure generating occupancy, environmental, and energy information.*
Energy Infrastructure	*Energy-generation, storage, and distribution systems producing operational and consumption metrics.*
Enterprise Applications	*ERP, MES, maintenance-management, quality-control, and business-information systems.*

Data Ingestion Layer	*Infrastructure responsible for collecting and transporting industrial information into cloud environments.*
High-Volume Streaming Ingestion	*Real-time acquisition of telemetry streams and operational events.*
Historical and Batch Data Collection	*Integration of archived datasets, maintenance records, production histories, and historical operational information.*
Event Aggregation and Message Brokering	*Coordination and routing of data streams originating from distributed industrial sources.*
Semantic Alignment Layer	*Mechanism for establishing common interpretations across heterogeneous industrial environments.*
Industrial Ontologies	*Structured representations of industrial concepts, assets, equipment categories, and operational relationships.*
Equipment Hierarchies	*Standardized models describing equipment structures and asset relationships.*
Metadata Standardization	*Harmonization of metadata conventions across facilities and systems.*
Unit Harmonization	*Standardization of measurement units and engineering representations.*
Asset Relationship Mapping	*Identification of relationships among equipment, systems, facilities, and operational processes.*
Contextualization & Data Quality Layer	*Processes that enrich industrial information with operational context and data-quality metadata.*
Temporal Association	*Alignment of observations according to timestamps, events, and operational sequences.*
Operational Context Linking	*Association of measurements with equipment states, production phases, environmental conditions, and operating modes.*

Provenance & Lineage Tracking	*Tracking of data origins, transformations, processing history, and ownership.*
Data Quality Assessment	*Validation of measurement integrity, completeness, consistency, and reliability.*
Contextual Filtering	*Preservation of diagnostically significant observations while excluding uninterpretable or corrupted information.*
AI-Ready Industrial Datasets	*Semantically consistent and contextually enriched datasets prepared for large-scale AI training.*
Semantically Consistent Data	*Information represented using unified industrial definitions and structures.*
Context-Aware Operational Records	*Data enriched with temporal, environmental, and operational context.*
Traceable Training Data	*Datasets whose origins and transformations can be audited and reproduced.*
Multi-Facility Knowledge Repository	*Integrated industrial information collected from multiple operational environments.*
Cloud-Assisted Industrial AI Models	*AI systems trained using semantically aligned industrial knowledge.*
Predictive Maintenance	*Models that forecast equipment degradation and maintenance requirements.*
Digital Twins	*Virtual representations of industrial assets, systems, and processes.*
Process Optimization	*AI systems supporting operational efficiency and performance improvement.*
Fleet Intelligence	*Learning systems operating across populations of distributed assets.*

Enterprise Analytics	*Large-scale analysis supporting organizational decision-making and strategic planning.*

Understanding Industrial Data Transformation

Figure 9.2-B2 illustrates how industrial information evolves from raw operational observations into structured knowledge suitable for cloud-assisted AI training. The figure emphasizes that effective industrial AI begins not with machine-learning algorithms but with the systematic transformation of heterogeneous operational data into semantically interpretable and contextually meaningful datasets.

A central message of the figure is that industrial intelligence depends as much on data interpretation as on data collection.

Industrial Environments as Sources of Heterogeneous Information

The architecture begins with the **Distributed Industrial Sources** layer.

These sources generate a wide variety of information with substantially different structures, update frequencies, resolutions, and meanings. Sensors produce numerical measurements, PLC systems generate control-state information, cameras create image streams, enterprise applications contribute business records, and autonomous systems generate operational telemetry.

The figure highlights the diversity characteristic of modern industrial ecosystems and illustrates why simple data aggregation is insufficient for AI training.

Data Ingestion as the First Integration Stage

The **Data Ingestion Layer** serves as the entry point into the cloud-assisted intelligence pipeline.

Streaming-ingestion mechanisms support continuous collection of operational observations, while batch-ingestion processes introduce historical records and archived datasets. Event aggregation and message brokering coordinate these diverse information flows and provide scalable mechanisms for handling distributed industrial data sources.

The figure demonstrates that successful AI training begins with reliable and scalable information acquisition.

Creating Shared Meaning Through Semantic Alignment

The **Semantic Alignment Layer** represents one of the most important architectural components.

Industrial facilities often use different naming conventions, metadata structures, engineering units, and asset representations. Without semantic alignment, AI systems would struggle to identify relationships among observations generated in different operational environments.

The figure illustrates how ontologies, equipment hierarchies, metadata standardization, unit harmonization, and asset mapping create a common representational framework that enables cross-facility learning.

This capability transforms isolated operational data into organizational knowledge.

Adding Context to Industrial Information

Following semantic alignment, the **Contextualization & Data Quality Layer** enriches information with operational meaning.

Temporal association links observations to specific moments and operational sequences. Context linking associates measurements with equipment states, production phases, and environmental conditions. Provenance tracking preserves traceability, while quality assessment evaluates reliability and consistency.

The figure demonstrates that industrial AI systems require more than numerical values. They require an understanding of when observations occurred, under what conditions they were generated, and how reliable they are.

Producing AI-Ready Industrial Knowledge

The output of the architecture is represented by the **AI-Ready Industrial Datasets** layer.

At this stage, information is no longer merely collected industrial data. It has become a structured repository of semantically consistent, context-aware, and traceable industrial knowledge.

The figure highlights the importance of this transformation by placing AI-ready datasets between industrial operations and cloud-assisted AI models. This positioning reinforces the idea that knowledge engineering forms the essential bridge between data collection and AI training.

Enabling Cloud-Assisted Industrial Intelligence

The final layer illustrates the practical outcomes enabled by the ingestion and alignment architecture.

Predictive-maintenance systems, digital twins, process-optimization engines, fleet-intelligence platforms, and enterprise-analytics environments all depend on semantically aligned and contextually enriched information.

The figure therefore emphasizes that advanced industrial AI applications derive their effectiveness from the quality of the underlying industrial knowledge repository.

Overall Significance

Overall, Figure 9.2-B2 demonstrates how distributed industrial information is transformed into a coherent foundation for cloud-assisted AI learning. By integrating ingestion, semantic alignment, contextualization, lineage tracking, and data-quality management into a unified architecture, industrial organizations can create AI-ready datasets that accurately reflect operational reality. This capability enables cloud-based AI systems to learn across facilities, correlate diverse operational conditions, develop reliable predictive models, and generate organizational intelligence that supports maintenance, optimization, simulation, and strategic decision-making. In this way, semantic alignment serves as the critical link between industrial data generation and industrial AI value creation.

For example, a cloud-based equipment-health model cannot reliably interpret an increase in motor vibration without considering operating speed, mechanical load, temperature, and machine configuration. Semantic alignment associates these contextual variables with their corresponding vibration measurements, allowing the training pipeline to distinguish normal operating variations from patterns potentially indicating mechanical deterioration. By preserving these relationships, the architecture enables cloud-scale models to learn from industrial data in a manner that reflects actual operating conditions rather than treating individual measurements as isolated numerical observations.

The discussion of **Distributed Industrial Data Ingestion and Semantic Alignment** established how heterogeneous information originating from sensors, control systems, enterprise applications, autonomous assets, and distributed facilities can be transformed into semantically consistent, contextually enriched, and traceable datasets suitable for cloud-assisted AI training. Through ingestion pipelines, ontology-based alignment, temporal association, provenance tracking, and data-quality assurance mechanisms, raw industrial observations are converted into meaningful representations of operational reality. However, semantically aligned data alone is not immediately suitable for large-scale model development. Before industrial datasets can support predictive maintenance, digital twins, process optimization, fleet intelligence, or enterprise analytics, they must undergo additional preparation processes that convert operational information into machine-learning-ready training assets.

This next stage introduces the role of **Industrial DataOps, Feature Engineering, and Training-Data Preparation at Scale**. As industrial organizations accumulate information across thousands of assets, multiple facilities, and extended operational histories, data preparation becomes an

ongoing engineering discipline rather than a one-time preprocessing activity. Data must be versioned, validated, transformed, labeled, enriched, governed, and continuously maintained throughout its lifecycle. Simultaneously, domain-specific feature engineering techniques must extract meaningful physical, operational, temporal, and contextual characteristics that allow learning algorithms to distinguish normal operating behavior from degradation patterns, process variations, emerging anomalies, and other operational conditions. Through Industrial DataOps practices and scalable feature-engineering pipelines, semantically aligned industrial datasets are transformed into high-quality training corpora capable of supporting reliable, explainable, and continuously evolving industrial AI models. In this way, DataOps serves as the critical bridge between industrial data integration and effective cloud-assisted machine learning, ensuring that large-scale industrial intelligence is built upon data that remain accurate, relevant, traceable, and operationally meaningful throughout the model-development lifecycle.

ii. Industrial DataOps, Feature Engineering, and Training-Data Preparation at Scale

After ingestion, industrial data must be transformed into consistent, representative, and model ready training material. This stage is commonly organized through industrial DataOps: a coordinated set of data engineering, validation, transformation, feature-management, and quality-control processes that make large-scale AI development repeatable and traceable.

Industrial DataOps is particularly challenging because datasets originate from heterogeneous equipment and facilities operating under different environmental, production, and maintenance conditions. Even machines belonging to the same equipment category may have different sensor placements, calibration characteristics, operating ranges, and maintenance histories. Without appropriate harmonization, a model may learn facility-specific artifacts instead of generalizable industrial relationships.

Cloud-scale DataOps performs several important functions:

- **Data Normalization and Harmonization.** Measurements from different devices and facilities are converted into consistent representations. This may include unit conversion, range normalization, categorical encoding, timestamp standardization, and reconciliation of equipment identifiers. Harmonization enables models to compare observations across different industrial environments without confusing differences in representation with differences in physical behavior.
- **Multi-Rate Temporal Alignment.** Industrial sensors often operate at different sampling frequencies. Vibration sensors may generate high-frequency measurements, while temperature sensors, production systems, and maintenance platforms provide observations at slower intervals. Temporal alignment, resampling, windowing, and

event-based synchronization help construct coherent training examples from these asynchronous data sources. Care must be taken to avoid introducing artificial patterns through inappropriate interpolation or resampling.

- **Cross-Domain Feature Engineering.** Training pipelines derive meaningful representations from raw industrial observations. Features may include vibration spectra, temperature gradients, pressure variations, energy-consumption patterns, equipment utilization rates, robotic motion characteristics, vehicle operating profiles, and environmental conditions. Cross-domain features can also capture relationships among equipment health, production throughput, energy demand, and maintenance activity.
- **Automated and Semi-Automated Labeling.** Industrial datasets frequently contain incomplete or inconsistent labels. Weak supervision, rule-based labeling, historical maintenance records, operator annotations, inspection outcomes, and digital-twin-generated events can provide candidate labels for supervised learning. For example, maintenance work orders may help identify periods preceding a confirmed equipment failure. However, automated labels must be evaluated because maintenance records may be incomplete, delayed, or imprecise.
- **Synthetic Data Generation and Data Augmentation.** Rare failures, extreme environmental conditions, and safety-critical events may be insufficiently represented in historical datasets. Generative models, physics-based simulation, controlled data augmentation, and digital-twin environments can produce additional training examples. Synthetic data can improve coverage of unusual scenarios, but it must be checked for physical plausibility and consistency with real-world operating conditions.
- **Dataset Balancing and Representation Analysis.** Industrial datasets may contain large quantities of normal operating data but very few examples of critical failures. Sampling strategies, class weighting, targeted augmentation, and anomaly-oriented training can help address this imbalance. The objective is to prevent models from achieving apparently high accuracy simply by favoring the dominant operating condition.
- **Feature Store and Dataset Version Management.** Reusable features, transformation definitions, dataset versions, and labeling rules can be maintained in managed repositories. This promotes consistency across model-development teams and makes it possible to reproduce earlier training experiments using the same data and processing configurations.

- **Training and Evaluation Data Separation.** Training pipelines must separate training, validation, and test datasets in ways that reflect the intended deployment environment. For industrial time-series data, random splitting can produce misleading results if observations from the same equipment or operating period appear in both training and test sets. Time-based, equipment-based, or facility-based separation may be necessary to evaluate whether a model can generalize to future conditions or previously unseen facilities.

The successful application of cloud-assisted industrial AI depends not only on access to large quantities of operational data but also on the systematic preparation of that data for machine-learning workflows. Once industrial information has been ingested, semantically aligned, and contextualized, additional engineering processes are required to convert heterogeneous operational records into reliable training assets. These processes collectively form the foundation of **Industrial DataOps**, which encompasses data harmonization, temporal synchronization, feature extraction, labeling, augmentation, governance, and validation activities. The objective is to ensure that training data accurately represent industrial reality while minimizing bias, data leakage, inconsistency, and other factors that can undermine model quality. Table 9.2-B3 summarizes the principal DataOps functions that support large-scale industrial AI development and illustrates how each stage contributes to the creation of trustworthy, reusable, and analytically meaningful training datasets.

Table 9.2-B3 presents the major functions associated with Industrial DataOps, feature engineering, and training-data preparation for cloud-assisted AI development. The table identifies the primary purpose of each DataOps activity, the transformations and management processes involved, the resulting data artifacts, and the contribution each function makes to machine-learning readiness. Together, these activities transform semantically aligned industrial information into governed training assets that support predictive maintenance, digital twins, optimization systems, forecasting platforms, fleet intelligence, and other cloud-based industrial AI applications. The table highlights the fact that effective AI development depends not only on model architectures but also on disciplined data engineering practices that ensure consistency, quality, reproducibility, and operational relevance.

Table 9.2-B3 – Industrial DataOps, Feature Engineering, and Training-Data Preparation Functions for Cloud-Assisted AI Development

DataOps Function	Primary Purpose	Key Activities	Output Artifacts	Contribution to AI Model Development
Data Normalization and Harmonization	Establish consistency across facilities and equipment populations	Unit conversion, identifier reconciliation, categorical encoding, timestamp standardization	Harmonized industrial datasets	Improves cross-facility learning and model generalization
Multi-Rate Temporal Alignment	Synchronize asynchronous industrial data streams	Resampling, windowing, event synchronization, temporal correlation	Time-aligned training records	Enables meaningful sequence analysis and causal learning
Cross-Domain Feature Engineering	Transform raw observations into informative representations	Spectral analysis, gradient calculation, utilization metrics, relationship extraction	Engineered feature sets	Enhances model performance and interpretability
Automated and Semi-Automated Labeling	Generate training labels from operational information	Rule-based labeling, maintenance-record analysis, operator annotation integration, weak supervision	Labeled industrial datasets	Supports supervised-learning workflows
Synthetic Data Generation and Augmentation	Improve representation of rare or critical conditions	Simulation, digital twins, generative models, controlled augmentation	Expanded training data	Improves robustness and rare-event learning

Dataset Balancing and Representation Analysis	Reduce bias and class imbalance	Sampling strategies, weighting, augmentation, distribution analysis	Balanced datasets	Prevents skewed model behavior
Feature Store and Dataset Version Management	Maintain consistency and reproducibility	Version control, feature cataloging, transformation tracking, governance management	Managed feature repositories	Supports repeatable model development
Training and Evaluation Data Separation	Ensure valid model assessment	Time-based partitioning, equipment-based splitting, facility-based splitting	Training, validation, and testing datasets	Enables realistic performance evaluation
Data Governance and Leakage Prevention	Protect model validity and reliability	Bias detection, leakage analysis, distribution monitoring, validation checks	Governed training assets	Improves trustworthiness and deployment readiness

Source: *Adapted from industrial DataOps frameworks, MLOps practices, industrial machine-learning pipelines, feature-store architectures, and large-scale industrial AI development methodologies.*

Understanding Industrial DataOps

Table 9.2-B3 illustrates how Industrial DataOps serves as the operational foundation for large-scale industrial AI development. While data ingestion and semantic alignment establish a common representation of industrial information, DataOps transforms that information into machine-learning-ready assets that can be used reliably across training, validation, deployment, and continuous-improvement workflows.

A key insight emerging from the table is that industrial AI performance depends as much on data preparation as on algorithm selection. Even sophisticated learning architectures can produce misleading or unreliable results if the underlying training data are inconsistent, poorly labeled, unbalanced, or inadequately governed.

Establishing Consistency Through Data Normalization and Harmonization

The first function shown in the table is **Data Normalization and Harmonization**.

Industrial organizations commonly operate equipment originating from different manufacturers, installed at different times, and managed under different operational conventions. Consequently, observations describing similar physical phenomena may be represented using different units, naming conventions, identifiers, scales, or metadata structures.

The table demonstrates that normalization and harmonization create a consistent representation of industrial observations through activities such as unit conversion, identifier reconciliation, timestamp standardization, and categorical encoding. These transformations enable machine-learning systems to compare observations across facilities without misinterpreting representational differences as operational differences.

This capability is essential for developing models that generalize across diverse industrial environments.

Synchronizing Information Through Multi-Rate Temporal Alignment

Industrial data seldom arrive at consistent sampling frequencies.

High-frequency vibration measurements may be collected thousands of times per second, while maintenance records, production reports, and environmental observations may be updated only occasionally. As shown in the table, **Multi-Rate Temporal Alignment** addresses this challenge by synchronizing information collected at different temporal scales.

Resampling, windowing, event synchronization, and temporal-correlation techniques create coherent training examples that combine observations originating from multiple sources. This process allows AI models to learn relationships spanning different operational timescales while preserving meaningful temporal structure.

Proper alignment is particularly important for predictive-maintenance applications and time-series learning systems.

Extracting Operational Knowledge Through Feature Engineering

Raw industrial measurements often contain valuable information, but that information may not be readily accessible to machine-learning algorithms.

The table highlights **Cross-Domain Feature Engineering** as the process through which operational knowledge is extracted and encoded into informative representations. Signal-processing techniques, spectral analyses, utilization metrics, environmental indicators, and

cross-system relationships are transformed into features that more directly represent the condition and behavior of industrial assets.

An important contribution of feature engineering is the integration of information from multiple domains, including equipment performance, production activity, maintenance history, and environmental conditions. These engineered features improve both predictive performance and model interpretability.

Supporting Supervised Learning Through Automated Labeling

Many industrial datasets lack complete and reliable annotations.

The table identifies **Automated and Semi-Automated Labeling** as a mechanism for generating supervisory information by combining maintenance records, inspection outcomes, operator observations, rule-based logic, and weak-supervision techniques.

This capability enables organizations to develop labeled datasets without manually annotating every operational event. However, as indicated by the table, generated labels must be evaluated carefully because maintenance records and operational documentation may contain inconsistencies, delays, or incomplete information.

The labeling process therefore contributes to both dataset scale and training effectiveness.

Expanding Learning Opportunities Through Synthetic Data Generation

Industrial organizations frequently encounter a shortage of examples associated with rare failures, emergency situations, and unusual operating conditions.

The table demonstrates how **Synthetic Data Generation and Augmentation** can help address this challenge by producing additional training examples through simulation environments, digital twins, generative models, and controlled augmentation techniques.

When used appropriately, synthetic data improve coverage of infrequent but operationally important situations. This capability allows AI systems to learn from conditions that may be difficult, dangerous, or impractical to observe directly.

At the same time, synthetic observations must remain physically plausible and consistent with real operational behavior to avoid introducing unrealistic learning patterns.

Mitigating Bias Through Dataset Balancing

Industrial datasets often contain substantial imbalances between normal and abnormal operating conditions.

For example, equipment may function normally for thousands of hours while experiencing only a small number of failures. As shown in the table, **Dataset Balancing and Representation Analysis** addresses this issue through sampling methods, weighting strategies, augmentation techniques, and distribution assessments.

These mechanisms prevent models from becoming excessively biased toward dominant operational conditions and improve their ability to recognize rare but critical events.

Balanced datasets contribute directly to more reliable and operationally useful AI behavior.

Enabling Reproducibility Through Feature Stores and Version Management

Industrial AI development often involves multiple teams, facilities, and training pipelines.

The table highlights **Feature Store and Dataset Version Management** as governance mechanisms that maintain reusable feature definitions, transformation logic, labeling rules, and dataset versions. Managed repositories provide consistency across projects while supporting reproducibility and collaboration.

This capability allows organizations to recreate previous training experiments, compare model versions, and maintain traceability throughout the AI lifecycle.

Such governance becomes increasingly important as industrial AI deployments scale across large enterprises.

Preserving Evaluation Integrity Through Dataset Separation

A particularly important DataOps function shown in the table is **Training and Evaluation Data Separation**.

Improper partitioning of industrial datasets can lead to overly optimistic performance estimates. If observations from the same equipment, operating period, or failure event appear in both training and evaluation datasets, models may appear more effective than they actually are.

The table demonstrates how time-based, facility-based, and equipment-based partitioning strategies provide more realistic estimates of model generalization. These approaches better reflect the conditions encountered during deployment and support trustworthy performance assessment.

Protecting Model Validity Through Governance and Leakage Prevention

The final function identified in the table addresses one of the most important challenges in industrial AI development: preventing **data leakage, distribution bias, and artificial correlations**.

Governance mechanisms evaluate datasets for hidden information pathways, biased representations, and validation errors that may artificially inflate performance metrics. Leakage detection ensures that future information or operational outcomes do not inadvertently influence training inputs.

As the table shows, these controls improve the trustworthiness of model development and reduce the risk of deploying systems whose apparent performance is based on unrealistic assumptions.

Industrial DataOps as an AI Engineering Discipline

A broader insight provided by Table 9.2-B3 is that DataOps functions as a continuous engineering discipline rather than a one-time preprocessing activity. The functions described in the table collectively create an environment in which industrial training data remain consistent, interpretable, governed, reproducible, and operationally meaningful throughout the model-development lifecycle.

This perspective aligns Industrial DataOps with the broader goals of cloud-assisted industrial AI, where large-scale learning depends upon disciplined management of both data and operational knowledge.

Overall Significance

Overall, Table 9.2-B3 demonstrates that Industrial DataOps, feature engineering, and training-data preparation are foundational components of cloud-assisted industrial AI development. Through normalization, temporal alignment, feature creation, labeling, augmentation, balancing, governance, and evaluation management, raw industrial information is transformed into high-quality training assets capable of supporting reliable machine-learning models. These activities ensure that AI systems learn from data that accurately represent industrial processes, reflect operational realities, and support reproducible and trustworthy model development. Consequently, Industrial DataOps serves as the critical bridge between semantically aligned industrial information and effective cloud-scale AI training.

An important objective of industrial DataOps is to prevent **data leakage, distribution bias, and artificial correlations** from entering the training process. For example, if a model is trained using sensor measurements collected after a maintenance intervention while being evaluated as a predictor of that same intervention, its apparent predictive performance may be misleading.

The output of this subsystem is a governed collection of training datasets, feature representations, and evaluation benchmarks. These assets provide the foundation for distributed model training and subsequent performance assessment.

While Table 9.2-B3 identifies the principal DataOps functions involved in preparing industrial datasets for machine-learning applications, these functions are most effectively understood as components of an integrated data-engineering pipeline. In practice, normalization, temporal alignment, feature extraction, labeling, augmentation, governance, and dataset validation do not occur as isolated activities. Rather, they operate as interconnected processes that progressively transform semantically aligned industrial information into governed training assets suitable for large-scale AI development. The resulting workflow combines domain knowledge, statistical validation, operational context, and lifecycle governance to ensure that training data remain representative, reproducible, and operationally meaningful. Figure 9.2-B3 illustrates this end-to-end Industrial DataOps architecture and shows how distributed industrial information evolves into the training assets that support cloud-assisted AI models.

Figure 9.2-B3 presents the Industrial DataOps and training-data preparation architecture used to support cloud-assisted AI development. The figure illustrates how semantically aligned industrial information is transformed through a sequence of harmonization, feature-engineering, labeling, enrichment, governance, and validation processes before entering cloud-based model-training environments. By integrating operational records, maintenance histories, production information, domain-specific features, synthetic data generation, and governance controls, the architecture creates AI-ready datasets capable of supporting predictive maintenance, digital twins, optimization systems, forecasting models, and fleet-wide intelligence applications. The figure emphasizes that industrial machine learning depends upon a disciplined data lifecycle in which data preparation, quality assurance, and reproducibility are treated as core engineering activities.

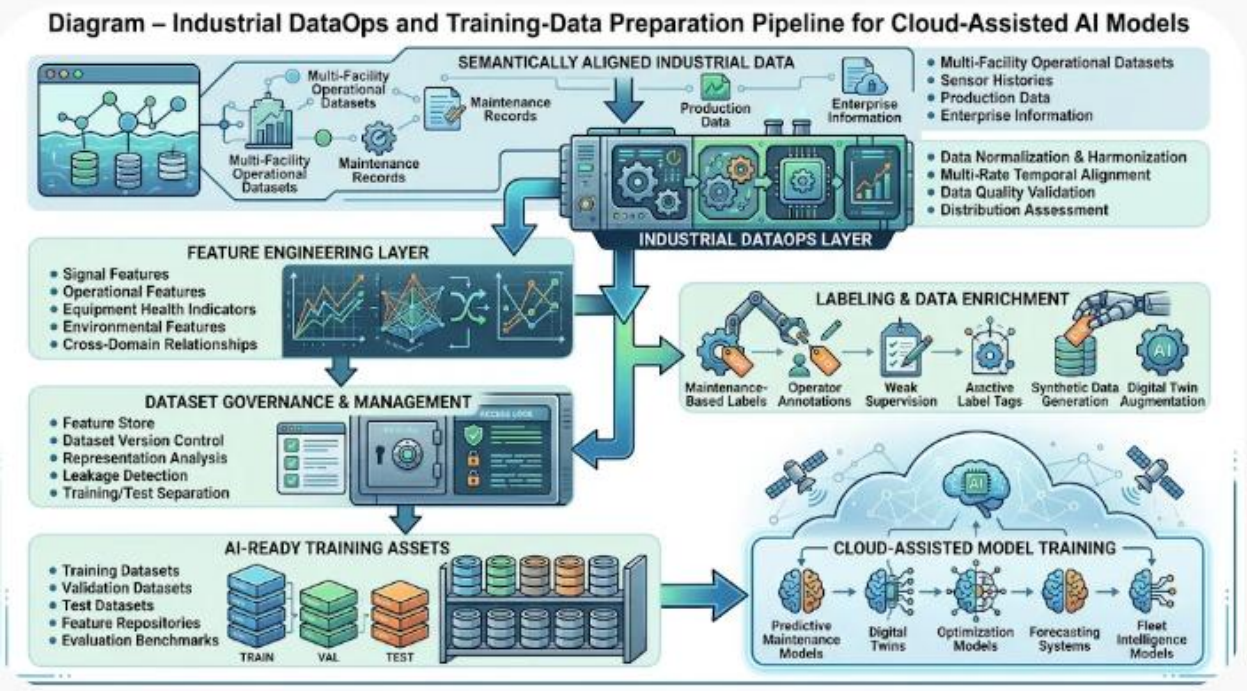

Figure 9.2-B3 – Industrial DataOps and Training-Data Preparation Pipeline for Cloud-Assisted AI Models

The figure illustrates the transformation of semantically aligned industrial information into governed training assets through Industrial DataOps processes. Data normalization, temporal alignment, quality validation, feature engineering, labeling, enrichment, augmentation, governance, and dataset management collectively prepare industrial information for large-scale AI development. The resulting training datasets, feature repositories, and evaluation benchmarks provide the foundation for predictive maintenance systems, digital twins, optimization engines, forecasting platforms, and other cloud-assisted industrial AI applications.

Legend

Figure Element	***Description***
Semantically Aligned Industrial Data	*Industrial information that has already undergone ingestion, semantic harmonization, contextual enrichment, and traceability processing.*
Multi-Facility Operational Datasets	*Operational information collected from multiple facilities and industrial environments.*

Maintenance Records	*Historical work orders, inspection data, repair activities, and maintenance outcomes.*
Production Data	*Information describing throughput, schedules, utilization, process states, and operational performance.*
Enterprise Information	*Business-level information from ERP, MES, inventory, planning, and management systems.*
Industrial DataOps Layer	*Central orchestration environment responsible for preparing industrial information for machine-learning workflows.*
Data Normalization and Harmonization	*Standardization of formats, identifiers, units, metadata structures, and representations across heterogeneous sources.*
Multi-Rate Temporal Alignment	*Synchronization of observations collected at different sampling frequencies and timescales.*
Data Quality Validation	*Verification of consistency, completeness, reliability, and integrity of training information.*
Distribution Assessment	*Evaluation of dataset balance, representativeness, and potential sources of bias.*
Feature Engineering Layer	*Transformation of raw observations into machine-learning-relevant representations.*
Signal Features	*Characteristics derived from sensor signals, such as spectral properties and statistical descriptors.*
Operational Features	*Variables describing operating modes, workloads, and process conditions.*
Equipment Health Indicators	*Features representing equipment condition, degradation, and reliability states.*
Environmental Features	*Measurements related to temperature, humidity, environmental stressors, and external operating conditions.*

Cross-Domain Relationships	*Features capturing interactions among operational, maintenance, production, and environmental variables.*
Labeling and Data Enrichment	*Processes used to generate supervisory information and expand training datasets.*
Maintenance-Based Labels	*Labels derived from maintenance histories and documented equipment events.*
Operator Annotations	*Human-generated observations and classifications contributed by domain experts.*
Weak Supervision	*Rule-based and semi-automated labeling techniques.*
Synthetic Data Generation	*Creation of artificial training samples using simulation or generative models.*
Digital-Twin Augmentation	*Use of digital twins to generate additional scenarios and operational examples.*
Dataset Governance and Management	*Infrastructure supporting traceability, reproducibility, and lifecycle management of training assets.*
Feature Store	*Managed repository of reusable engineered features.*
Dataset Version Control	*Tracking and management of dataset revisions and training configurations.*
Representation Analysis	*Assessment of data diversity, coverage, and class representation.*
Leakage Detection	*Identification of information that could invalidate model evaluation results.*
Training/Test Separation	*Controlled partitioning of datasets for model training and evaluation.*
AI-Ready Training Assets	*Governed datasets and resources prepared for machine-learning workflows.*
Training Datasets	*Data used to fit machine-learning models.*

Validation Datasets	*Data used to tune hyperparameters and evaluate training progress.*
Test Datasets	*Held-out datasets used for independent performance assessment.*
Feature Repositories	*Collections of reusable engineered features supporting multiple models.*
Evaluation Benchmarks	*Standardized datasets and metrics used to compare model performance.*
Cloud-Assisted Model Training	*Large-scale training environment supporting industrial AI development.*
Predictive Maintenance Models	*AI systems designed to anticipate equipment degradation and failure.*
Digital Twins	*Virtual representations of industrial assets and operational systems.*
Optimization Models	*AI systems supporting process and resource optimization.*
Forecasting Systems	*Models predicting future operational conditions and requirements.*
Fleet Intelligence Models	*Learning systems operating across distributed populations of assets and facilities.*

Understanding Industrial DataOps as an Engineering Pipeline

Figure 9.2-B3 illustrates how large-scale industrial AI development depends upon a structured DataOps pipeline rather than the direct application of machine-learning algorithms to raw operational information. The architecture demonstrates that successful industrial AI emerges through a sequence of preparation, enrichment, governance, and validation activities that transform semantically aligned industrial data into governed training assets.

The figure highlights that DataOps is fundamentally an engineering discipline focused on creating reliable inputs for AI systems.

From Industrial Information to Machine-Learning Assets

The architecture begins with **Semantically Aligned Industrial Data**, which represents the output of the ingestion and semantic-alignment processes discussed previously.

Multi-facility operational datasets, maintenance records, production information, and enterprise data provide a diverse collection of observations describing industrial behavior. Although this information is already semantically interpretable, it remains unsuitable for direct use in many training workflows.

The figure therefore positions DataOps as the bridge between industrial information and industrial AI.

The Central Role of the Industrial DataOps Layer

At the center of the architecture is the **Industrial DataOps Layer**.

This layer is responsible for ensuring consistency, synchronization, quality, and representativeness throughout the training-data lifecycle. Data normalization and harmonization remove inconsistencies among facilities, while temporal alignment enables information gathered at different frequencies to be analyzed together meaningfully.

Quality validation and distribution assessment provide additional safeguards that help prevent unreliable data from influencing model development.

The figure correctly represents this layer as the operational core of the preparation process.

Extracting Knowledge Through Feature Engineering

The next stage, the **Feature Engineering Layer**, transforms operational observations into machine-learning-relevant representations.

Rather than relying exclusively on raw measurements, industrial AI systems often benefit from derived features representing equipment behavior, environmental influences, operational workloads, and relationships among multiple systems.

The figure demonstrates that feature engineering serves as the mechanism through which domain knowledge becomes embedded within the training pipeline.

This stage is particularly important for explainability and predictive performance.

Enriching Data Through Labeling and Synthetic Generation

The **Labeling and Data Enrichment** subsystem reflects one of the most challenging aspects of industrial AI development.

Many industrial events lack complete annotations, particularly rare failures and unusual operating conditions. The figure illustrates how maintenance records, operator observations,

weak supervision techniques, synthetic data generation, and digital-twin augmentation collectively contribute to building richer training datasets.

This capability expands the range of conditions represented during training and helps improve model robustness.

Governance as a Foundation for Trustworthy AI

A particularly strong aspect of the figure is the explicit inclusion of **Dataset Governance and Management**.

Industrial AI systems frequently operate in regulated, safety-sensitive, or mission-critical environments. As a result, reproducibility and traceability become essential requirements.

The figure shows that feature repositories, version control mechanisms, leakage detection processes, and training-test separation procedures are not auxiliary functions but core components of trustworthy AI development.

This emphasis aligns well with modern MLOps and Industrial DataOps practices.

Producing AI-Ready Training Assets

The output of the architecture is a collection of **AI-Ready Training Assets**.

These assets include training, validation, and test datasets, as well as feature repositories and evaluation benchmarks. Together, they provide a governed environment in which machine-learning development can proceed with confidence that the underlying data are representative, traceable, and reproducible.

The figure emphasizes that training assets are engineered products rather than raw datasets.

Enabling Cloud-Assisted Industrial Intelligence

The final stage illustrates the practical benefits of Industrial DataOps.

Predictive-maintenance models, digital twins, optimization systems, forecasting engines, and fleet-intelligence platforms all rely upon the governed training assets produced by the pipeline.

The architecture therefore demonstrates that advanced industrial AI capabilities ultimately depend on disciplined preparation and management of industrial knowledge.

Overall Significance

Overall, Figure 9.2-B3 illustrates how Industrial DataOps transforms semantically aligned industrial information into trustworthy training assets suitable for cloud-assisted AI

development. By integrating normalization, temporal alignment, feature engineering, labeling, synthetic augmentation, governance, and validation into a unified workflow, the architecture ensures that industrial AI systems learn from data that are representative, reproducible, and operationally meaningful. The resulting pipeline provides the essential foundation upon which predictive maintenance, digital twins, optimization engines, forecasting systems, and large-scale industrial intelligence applications can be developed with confidence and reliability.

The discussion of **Industrial DataOps, Feature Engineering, and Training-Data Preparation at Scale** has established how semantically aligned industrial information is transformed into governed training assets suitable for machine-learning workflows. Through normalization, temporal synchronization, feature engineering, labeling, augmentation, governance, and validation processes, industrial organizations create datasets that are representative, reproducible, and operationally meaningful. These activities ensure that cloud-assisted AI systems learn from information that accurately reflects industrial processes while minimizing the risks associated with data leakage, bias, inconsistent labeling, and poor dataset quality. However, although DataOps provides the foundation for model development, its ultimate purpose is to enable large-scale learning systems capable of extracting actionable intelligence from enormous volumes of industrial data.

This progression naturally leads to the next stage of cloud-assisted industrial AI: **Massively Parallel Training, Model Optimization, and Continuous Model Evolution**. Once high-quality training assets have been prepared, cloud infrastructures provide the computational scale necessary to train increasingly sophisticated industrial AI models using distributed processing resources, specialized accelerators, and large-scale optimization frameworks. Modern industrial applications often require models that learn from years of operational history, millions of sensor observations, thousands of assets, and geographically distributed facilities. Achieving this capability requires training architectures that can scale efficiently across cloud environments while supporting hyperparameter optimization, model selection, validation, retraining, and continuous performance improvement. Equally important, industrial models cannot remain static after deployment. As equipment ages, operating conditions evolve, production requirements change, and new operational knowledge becomes available, AI systems must continuously adapt to reflect current realities. Consequently, cloud-assisted industrial intelligence depends not only on large-scale model training but also on ongoing model evolution, whereby learning systems are refined, validated, redeployed, and optimized throughout their operational lifecycle. In this way, cloud platforms become engines of continuous industrial learning, transforming governed data assets into adaptive intelligence capable of improving performance across facilities, assets, and operational domains over time.

iii. Massively Parallel Training, Model Optimization, and Continuous Model Evolution

Once industrial datasets have been prepared, cloud-scale AI infrastructure provides the computational resources required to train and refine complex models. Unlike embedded devices and many edge gateways, which operate under strict constraints involving memory, power consumption, and processing capacity, cloud environments can coordinate large clusters of GPUs, TPUs, and specialized AI accelerators.

Distributed training frameworks divide computational workloads across multiple processors or computing nodes, enabling large datasets and complex neural networks to be processed more efficiently. Depending on the model architecture and training objective, this may involve data parallelism, model parallelism, pipeline parallelism, or combinations of these approaches.

Cloud-scale training supports a diverse set of AI model families:

- **Deep Neural Networks for Industrial Perception.** Convolutional neural networks, vision transformers, and multimodal architectures can process industrial imagery, inspection videos, thermal images, acoustic signals, and sensor measurements. Applications include defect detection, robotic perception, visual inspection, and equipment-condition assessment.
- **Temporal and Transformer-Based Models for Forecasting.** Recurrent neural networks, temporal convolutional networks, and transformer architectures can learn relationships across time-dependent industrial observations. They support predictive maintenance, production forecasting, energy-demand prediction, equipment degradation analysis, and operational anomaly detection.
- **Graph Neural Networks for Industrial Relationship Modeling.** Graph neural networks represent machines, production lines, facilities, supply-chain components, and energy assets as interconnected entities. They can learn how failures, resource constraints, and operational changes propagate through interconnected industrial systems.
- **Reinforcement Learning for Optimization and Scheduling.** Reinforcement learning agents can learn decision policies for resource allocation, production scheduling, energy management, fleet coordination, and selected process-optimization problems. Their training may combine historical operational data, simulation environments, and controlled evaluation procedures.
- **Industrial Foundation Models and Multimodal AI.** Large pretrained models can be adapted to industrial tasks involving equipment documentation, sensor observations, maintenance records, operational logs, images, and engineering knowledge. Domain

adaptation and task-specific fine-tuning can help transfer general capabilities into specialized industrial environments. Such models require particular attention to computational cost, factual reliability, and the safety implications of generated recommendations.

The preparation of governed industrial datasets and feature repositories establishes the foundation for cloud-assisted AI development, but the value of these assets ultimately depends on the ability to transform them into accurate, scalable, and continuously improving models. Modern industrial environments generate volumes of data that frequently exceed the computational capabilities of individual edge platforms or local servers. Consequently, cloud infrastructures provide the massively parallel computing environments necessary for training sophisticated AI models across large asset populations, extended operational histories, and geographically distributed facilities. At the same time, industrial AI development encompasses more than model training alone. It also includes optimization, validation, drift monitoring, retraining, deployment governance, and continuous model evolution throughout the operational lifecycle. Table 9.2-B4 summarizes the principal functions, learning strategies, model families, and lifecycle-management processes that enable cloud-scale industrial AI systems to transform governed training assets into adaptive and continuously improving intelligence capabilities.

Table 9.2-B4 presents the major functional components involved in massively parallel training, model optimization, and continuous model evolution for cloud-assisted industrial AI systems. The table identifies the primary techniques used within each functional area, their objectives, representative industrial applications, and the benefits they provide throughout the AI lifecycle. Collectively, these functions support the development of industrial perception systems, forecasting models, graph-based intelligence platforms, optimization engines, reinforcement-learning systems, and industrial foundation models. The table also highlights the mechanisms through which industrial AI systems are monitored, updated, validated, and continuously refined to maintain effectiveness in changing operational environments.

Table 9.2-B4 – Massively Parallel Training, Model Optimization, and Continuous Model Evolution Functions for Cloud-Assisted Industrial AI

Functional Area	Major Techniques	Primary Objective	Industrial Applications	Key Benefits
Distributed Model Training	Data parallelism, model parallelism, pipeline parallelism, hybrid parallelization	Accelerate large-scale model training	Multi-facility industrial AI development	Reduced training time and improved scalability
Industrial Perception Models	CNNs, Vision Transformers, multimodal neural networks	Interpret visual, acoustic, thermal, and sensor data	Defect detection, visual inspection, robotic perception	Improved situational awareness
Temporal Forecasting Models	RNNs, LSTMs, TCNs, Transformers	Learn temporal relationships in industrial processes	Predictive maintenance, demand forecasting, anomaly detection	Enhanced predictive capability
Graph-Based Industrial Models	Graph Neural Networks and relational learning architectures	Model interconnected industrial assets and dependencies	Production networks, supply chains, energy systems	Improved system-level reasoning
Reinforcement Learning Systems	Policy optimization, simulation-based learning, reward-driven adaptation	Learn operational decision policies	Scheduling, routing, energy optimization, resource allocation	Improved operational efficiency
Industrial Foundation Models	Large pretrained models, multimodal models, domain adaptation	Transfer general intelligence to industrial tasks	Engineering documentation, maintenance support,	Faster model development and broader applicability

			operational assistance	
Learning Strategies	Supervised, self-supervised, unsupervised, semi-supervised, transfer learning, reinforcement learning	Optimize model learning under varying data conditions	Diverse industrial AI workloads	Increased modeling flexibility
Model Monitoring and Drift Detection	Performance monitoring, confidence analysis, distribution-shift detection	Identify changes affecting model quality	Production AI systems	Sustained model effectiveness
Retraining and Fine-Tuning	Incremental learning, full retraining, domain adaptation, PEFT techniques	Incorporate new operational knowledge	Long-lived industrial deployments	Continuous adaptation
Validation and Controlled Deployment	Benchmark testing, robustness evaluation, canary deployment, shadow mode, A/B testing	Verify operational readiness	Industrial production systems	Reduced deployment risk
Cross-Facility Model Generalization	Federated learning, domain adaptation, clustered model variants	Support learning across diverse facilities	Multi-site industrial enterprises	Shared intelligence with local relevance

Source: *Adapted from cloud-native AI systems, industrial MLOps frameworks, distributed machine-learning architectures, foundation-model engineering, and continuous-learning industrial AI methodologies.*

Understanding Cloud-Scale Industrial Learning

Table 9.2-B4 illustrates how cloud-assisted industrial AI extends beyond conventional model training to encompass a comprehensive lifecycle of learning, optimization, deployment, monitoring, and adaptation. While Industrial DataOps prepares the information required for model development, cloud-scale infrastructure provides the computational environment necessary to transform those assets into industrial intelligence.

A central theme emerging from the table is that industrial AI functions as a continuously evolving capability rather than a static software artifact. Models are trained, evaluated, deployed, monitored, refined, and revalidated throughout their operational lifetime.

Accelerating Development Through Distributed Model Training

The first functional area identified in the table is **Distributed Model Training**.

Industrial AI models frequently operate on datasets containing years of operational history and information collected from thousands of sensors, assets, and facilities. Training such models efficiently requires parallel computation techniques including data parallelism, model parallelism, pipeline parallelism, and hybrid approaches.

The table demonstrates that distributed training allows organizations to process large-scale industrial datasets more efficiently while supporting increasingly sophisticated model architectures. This capability reduces model-development time and enables experimentation with larger and more complex learning systems.

Enabling Industrial Perception Through Advanced Neural Architectures

The table highlights **Industrial Perception Models** as a major category of cloud-assisted AI systems.

Convolutional neural networks, vision transformers, and multimodal architectures allow industrial organizations to analyze imagery, thermal data, acoustic measurements, inspection records, and sensor observations. These models support defect detection, robotic perception, equipment monitoring, and automated inspection activities.

By combining cloud-scale training with large volumes of operational data, organizations can develop perception systems capable of identifying subtle patterns that may not be readily visible to human operators.

Learning Temporal Relationships Through Forecasting Models

Industrial processes evolve over time, making temporal reasoning a critical requirement for

many applications.

The table identifies recurrent neural networks, temporal convolutional networks, transformer architectures, and related approaches as key technologies supporting predictive maintenance, production forecasting, anomaly detection, and degradation analysis.

These models learn relationships among operational events occurring over extended periods and help organizations anticipate future conditions rather than simply reacting to current observations.

The resulting predictive capability supports more proactive operational decision-making.

Modeling Industrial Interdependencies Through Graph Intelligence

Modern industrial environments consist of interconnected assets, production systems, facilities, supply chains, and energy infrastructures.

The table highlights **Graph-Based Industrial Models**, which use graph neural networks and relational learning techniques to capture these interdependencies. Unlike models focused solely on individual assets, graph-based systems can learn how failures, resource constraints, disruptions, and operational changes propagate across connected systems.

This capability improves enterprise-level situational awareness and supports system-wide optimization strategies.

Optimizing Operations Through Reinforcement Learning

The application of **Reinforcement Learning Systems** represents another significant development in industrial AI.

Rather than learning from static datasets alone, reinforcement-learning agents learn operational policies through interaction with simulated or carefully controlled environments. The table illustrates how these methods support scheduling, routing, resource allocation, energy optimization, and production-planning activities.

Because industrial environments often involve complex tradeoffs among cost, efficiency, reliability, and safety, reinforcement learning offers a mechanism for discovering adaptive decision strategies that may not be evident through traditional optimization techniques.

Extending Industrial Intelligence Through Foundation Models

The table also identifies the growing importance of **Industrial Foundation Models**.

Large pretrained models can leverage information from maintenance records, engineering documentation, operational logs, sensor observations, and multimodal industrial datasets. Through domain adaptation and task-specific fine-tuning, these models transfer general capabilities into specialized industrial environments.

This approach reduces development effort while enabling organizations to benefit from advances in large-scale AI research.

However, as indicated by the table, industrial deployment requires careful attention to reliability, computational cost, explainability, and safety.

Supporting Diverse Learning Paradigms

A notable feature of the table is the inclusion of multiple **Learning Strategies**.

Industrial environments rarely provide perfectly labeled datasets, making reliance on supervised learning alone insufficient. The table demonstrates how supervised, self-supervised, semi-supervised, unsupervised, transfer-learning, and reinforcement-learning approaches can be combined to support different applications and data conditions.

This flexibility enables organizations to extract value from both labeled and unlabeled industrial information while adapting models across facilities and operational domains.

Maintaining Effectiveness Through Monitoring and Drift Detection

Industrial systems operate within changing operational environments.

Equipment ages, maintenance practices evolve, production requirements shift, and environmental conditions vary over time. Consequently, models that perform well initially may gradually lose effectiveness.

The **Model Monitoring and Drift Detection** function shown in the table continuously evaluates prediction quality, confidence behavior, and data-distribution characteristics to identify emerging performance issues.

This capability allows organizations to detect model degradation before it has significant operational consequences.

Enabling Continuous Adaptation Through Retraining

Once changes are identified, models often require refinement.

The table highlights **Retraining and Fine-Tuning** as mechanisms for incorporating newly acquired data, evolving operational knowledge, and emerging conditions into existing models.

Depending on application requirements, updates may involve incremental learning, full retraining, transfer learning, domain adaptation, or parameter-efficient fine-tuning techniques.

These approaches enable industrial AI systems to remain aligned with current operational realities.

Ensuring Safety Through Validation and Controlled Deployment

An especially important function represented in the table is **Validation and Controlled Deployment**.

Industrial environments cannot rely solely on improvements in average accuracy when evaluating model updates. Candidate models must undergo benchmark testing, robustness assessments, cross-facility evaluations, and operational validation procedures before deployment.

The table demonstrates how shadow testing, canary releases, staged rollouts, and A/B evaluation reduce deployment risk while providing confidence that new versions perform reliably under real-world conditions.

Achieving Shared Learning Through Cross-Facility Generalization

The final functional area addresses **Cross-Facility Model Generalization**.

Industrial organizations increasingly seek to leverage knowledge obtained from multiple facilities to improve AI performance throughout the enterprise. Federated learning, domain adaptation, facility-specific calibration, and clustered model architectures enable global learning while preserving local relevance.

The table shows that the objective is not to impose a single model on all environments but to balance shared organizational intelligence with facility-specific operational characteristics.

Continuous Model Evolution as a Closed-Loop Process

A broader insight emerging from Table 9.2-B4 is that cloud-assisted industrial AI operates as a closed-loop learning system. Training, evaluation, deployment, monitoring, retraining, and generalization activities continuously reinforce one another.

Operational experience generates new information. New information supports model improvement. Improved models enhance operational decisions. Those decisions generate additional experience that further strengthens future learning.

This recurring cycle transforms AI from a static analytical tool into a continuously evolving operational capability.

Overall Significance

Overall, Table 9.2-B4 demonstrates that massively parallel training, model optimization, and continuous model evolution form the core of cloud-assisted industrial intelligence. Through distributed training infrastructures, advanced model architectures, diverse learning strategies, continuous monitoring, controlled deployment, and enterprise-wide knowledge sharing, industrial AI systems can adapt to changing environments while maintaining reliability and performance. The result is a dynamic learning ecosystem in which cloud resources not only accelerate model development but also support the ongoing evolution of industrial intelligence throughout its operational lifecycle.

The training process may use several complementary learning strategies:

- **Supervised Learning** trains models using labeled observations, such as confirmed equipment failures, defective products, or known operational states.
- **Self-Supervised Learning** extracts useful representations from large quantities of unlabeled industrial data by learning predictive or reconstructive relationships within the observations.
- **Unsupervised and Semi-Supervised Learning** identify patterns, clusters, and anomalies when reliable labels are limited.
- **Transfer Learning and Domain Adaptation** adapt models developed in one industrial environment to another environment with related but potentially different operating characteristics.
- **Reinforcement Learning** improves decision policies through interaction with simulated or controlled environments, using reward functions that reflect operational objectives and constraints.

A defining characteristic of cloud-scale industrial AI is its ability to support **continuous model evolution** throughout the operational lifecycle. Industrial AI models cannot be treated as static assets deployed once and left unchanged. Equipment ages, production processes are modified, environmental conditions vary, operating regimes shift, and new failure modes emerge over time. Consequently, patterns encountered in live industrial environments often differ from those represented in the original training datasets. Maintaining model effectiveness therefore requires a systematic process through which AI systems continuously learn from new observations, adapt to changing conditions, and incorporate emerging operational knowledge.

Continuous model evolution encompasses several interrelated activities:

- **Performance and Drift Monitoring.** Operational telemetry, prediction outcomes, confidence scores, and performance metrics are continuously analyzed to identify model drift, shifts in data distributions, changes in anomaly-detection behavior, and degradation in predictive accuracy.
- **Training-Data Accumulation.** Newly acquired observations are incorporated into curated and governed datasets. Particular emphasis is placed on confirmed failures, rare events, previously unseen operating conditions, edge cases, and evolving process characteristics that may not have been adequately represented during earlier training cycles.
- **Retraining and Fine-Tuning.** Models are periodically or event-triggeredly updated using newly accumulated data. Depending on application requirements, this process may involve full retraining, incremental learning, transfer learning, domain adaptation, or parameter-efficient fine-tuning techniques.
- **Comparative Model Evaluation.** Newly trained candidate models are systematically compared against currently deployed versions using representative test datasets, historical operating scenarios, benchmark workloads, and predefined performance criteria to verify measurable improvements.
- **Robustness and Generalization Testing.** Candidate models are assessed across diverse facilities, equipment configurations, environmental conditions, workload profiles, and abnormal operating scenarios to determine whether performance improvements generalize beyond the specific conditions represented in the training data.
- **Controlled Model Release and Deployment.** Approved models are packaged, versioned, validated, and prepared for deployment across edge, gateway, or cloud environments. Deployment strategies may include shadow testing, canary releases, staged rollouts, A/B evaluation, and other controlled-release mechanisms designed to minimize operational risk.

Collectively, these activities create a recurring lifecycle of data acquisition, learning, validation, deployment, and continuous improvement. Conceptually, the process can be represented as a model-evolution cycle:

Operational Data → Data Preparation → Model Training → Validation → Controlled Deployment → Performance Monitoring → Operational Data

While Table 9.2-B4 summarizes the principal functions supporting cloud-scale training, model optimization, validation, deployment, and continuous learning, these activities are most

effectively understood as components of an integrated industrial AI lifecycle. In practice, distributed training infrastructures, model-development workflows, deployment pipelines, and performance-monitoring systems operate together as a continuous feedback-driven ecosystem. New operational observations influence future training datasets, training processes generate improved candidate models, validation procedures assess operational readiness, and deployed models continuously generate performance information that drives subsequent refinement. Rather than functioning as independent processes, these capabilities form a recurring cycle of learning, evaluation, deployment, and adaptation. Figure 9.2-B4 illustrates this architecture and demonstrates how cloud-assisted industrial AI systems evolve continuously through large-scale training, operational feedback, controlled deployment, and ongoing model improvement.

Figure 9.2-B4 presents the architecture of massively parallel training and continuous model evolution for cloud-assisted industrial AI systems. The figure illustrates how governed industrial data assets are transformed into operational intelligence through cloud-scale distributed training environments, advanced AI model-development workflows, validation processes, deployment pipelines, and continuous performance-monitoring mechanisms. The architecture integrates multiple industrial AI model families, including perception systems, forecasting models, graph neural networks, reinforcement-learning agents, and foundation models, while supporting continuous retraining and adaptation in response to changing operational conditions. Through this closed-loop learning framework, industrial AI systems evolve continuously alongside the environments in which they operate.

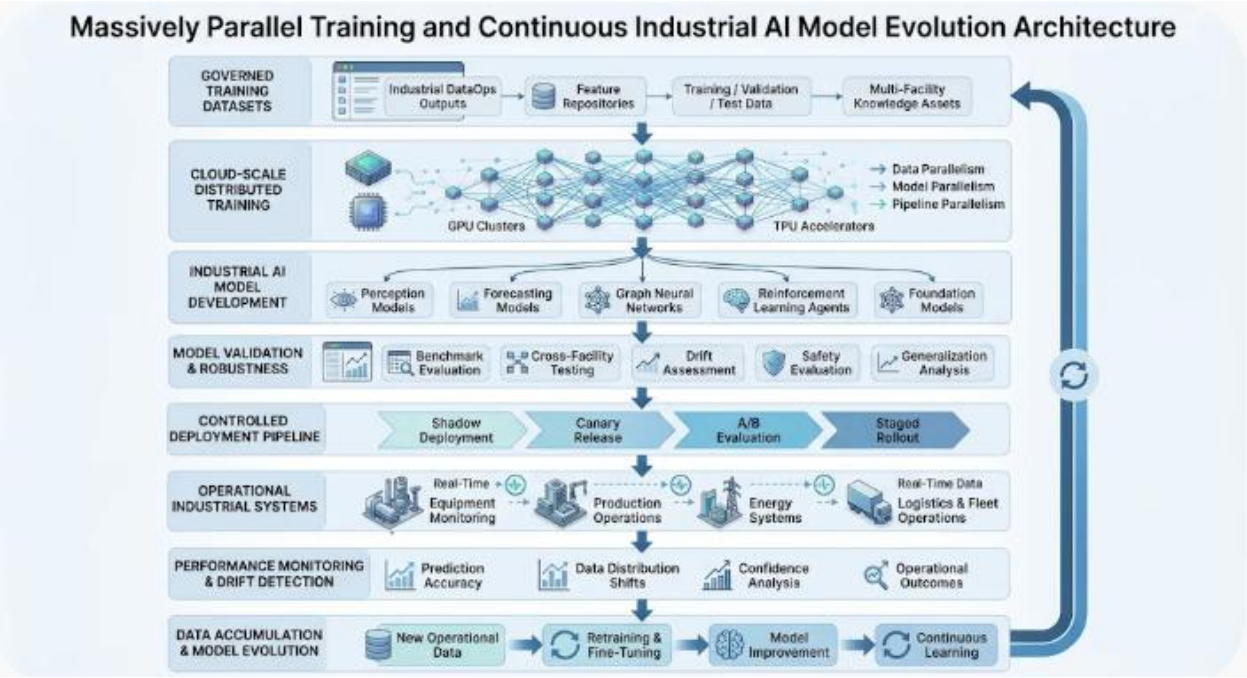

Figure 9.2-B4 – Massively Parallel Training and Continuous Industrial AI Model Evolution Architecture

The figure illustrates the complete cloud-assisted industrial AI lifecycle, beginning with governed training assets and progressing through distributed model training, validation, deployment, operational monitoring, and continuous improvement. Cloud-scale computing resources support massively parallel development of diverse industrial AI model families, while validation and controlled-release mechanisms ensure operational readiness. Performance-monitoring systems detect changes in operating conditions, identify model drift, and generate feedback that supports retraining and model refinement. The resulting architecture establishes a continuous industrial learning ecosystem in which AI models evolve throughout their operational lifecycle.

Legend

Figure Element	***Description***
Governed Training Datasets	*Curated and validated industrial datasets prepared through Industrial DataOps processes.*
Industrial DataOps Outputs	*Normalized, harmonized, labeled, and governed training assets generated by DataOps workflows.*
Feature Repositories	*Managed collections of reusable engineered features supporting model development.*
Training / Validation / Test Data	*Partitioned datasets used for model development and performance evaluation.*
Multi-Facility Knowledge Assets	*Industrial information collected and integrated across multiple facilities and operational environments.*
Cloud-Scale Distributed Training	*High-performance training infrastructure capable of processing large industrial datasets using parallel computation.*
GPU Clusters	*Parallel computing resources optimized for large-scale machine-learning workloads.*
TPU Accelerators	*Specialized AI hardware supporting efficient training of deep-learning models.*

Data Parallelism	*Training strategy that distributes data across multiple computing resources.*
Model Parallelism	*Training strategy that distributes model components across multiple computation nodes.*
Pipeline Parallelism	*Distributed execution of model-training stages across different processors.*
Industrial AI Model Development	*Environment for constructing and optimizing industrial AI models.*
Perception Models	*AI systems that interpret visual, acoustic, thermal, and sensor-based information.*
Forecasting Models	*Models designed to predict future operational conditions and performance trends.*
Graph Neural Networks	*Models that learn relationships among interconnected industrial assets and systems.*
Reinforcement Learning Agents	*Systems that learn operational decision policies through interaction and optimization.*
Foundation Models	*Large pretrained industrial models adapted to specialized tasks through fine-tuning.*
Model Validation & Robustness	*Assessment environment for verifying model performance and operational suitability.*
Benchmark Evaluation	*Comparison against predefined performance objectives and reference datasets.*
Cross-Facility Testing	*Evaluation across diverse facilities, equipment populations, and operating conditions.*
Drift Assessment	*Analysis of changes in data distributions and model behavior.*

Safety Evaluation	*Assessment of model performance under operational and safety-critical conditions.*
Generalization Analysis	*Verification that model improvements extend beyond training environments.*
Controlled Deployment Pipeline	*Managed process for introducing validated models into operational systems.*
Shadow Deployment	*Evaluation using live data without affecting operational decisions.*
Canary Release	*Limited deployment to selected environments before broader rollout.*
A/B Evaluation	*Comparative assessment of competing model versions.*
Staged Rollout	*Incremental deployment strategy designed to reduce operational risk.*
Operational Industrial Systems	*Real-world environments in which deployed models support industrial operations.*
Real-Time Equipment Monitoring	*Continuous observation of asset conditions and operational status.*
Production Operations	*Manufacturing and process-control environments.*
Energy Systems	*Industrial energy-generation, management, and optimization environments.*
Real-Time Data Logistics & Fleet Operations	*Distributed transportation and asset-coordination systems.*
Performance Monitoring & Drift Detection	*Continuous assessment of model effectiveness after deployment.*
Prediction Accuracy	*Measurement of model performance against operational outcomes.*

Data Distribution Shifts	*Changes in the characteristics of incoming operational data.*
Confidence Analysis	*Evaluation of prediction certainty and reliability.*
Operational Outcomes	*Observed real-world effects of model-supported decisions.*
Data Accumulation & Model Evolution	*Continuous-learning subsystem supporting retraining and model adaptation.*
New Operational Data	*Newly collected observations from deployed systems.*
Retraining & Fine-Tuning	*Updating models using newly accumulated industrial knowledge.*
Model Improvement	*Measurable enhancement in model performance and operational utility.*
Continuous Learning	*Ongoing adaptation of models throughout their lifecycle.*
Closed-Loop Learning Cycle	*Continuous feedback mechanism connecting operations, learning, validation, and deployment.*

Understanding Industrial AI as a Continuous Learning System

Figure 9.2-B4 illustrates one of the defining characteristics of modern cloud-assisted industrial

AI systems: intelligence evolves continuously rather than remaining fixed after deployment. Unlike traditional software systems that are updated infrequently, industrial AI operates as a recurring cycle of learning, evaluation, deployment, monitoring, and refinement. The architecture presented in the figure demonstrates how cloud-scale infrastructure enables this continuous learning process across large industrial environments.

A central message of the figure is that industrial AI development extends well beyond model training. It encompasses the entire lifecycle through which organizational knowledge is transformed into operational intelligence and then refined through experience.

Governed Data as the Foundation of Learning

The architecture begins with **Governed Training Datasets**.

Industrial DataOps outputs, feature repositories, evaluation datasets, and multi-facility knowledge assets provide the information foundation required for model development. The figure reinforces a key principle introduced in the preceding section: high-quality AI models depend upon well-governed and reproducible data assets.

Without this foundation, even the most advanced cloud-training infrastructure would struggle to produce reliable industrial intelligence.

Cloud Infrastructure as an Industrial Learning Platform

The **Cloud-Scale Distributed Training** layer illustrates how large industrial datasets can be processed efficiently through parallel computing architectures.

GPU clusters, TPU accelerators, and distributed-training strategies allow organizations to train increasingly sophisticated models using extensive operational histories collected across facilities, equipment populations, and industrial processes.

The inclusion of data parallelism, model parallelism, and pipeline parallelism highlights that scalability is achieved not only through additional hardware but also through specialized training architectures.

Supporting Diverse Industrial AI Model Families

The next layer of the architecture focuses on **Industrial AI Model Development**.

The figure correctly identifies multiple model families because modern industrial environments rarely rely on a single learning approach. Vision systems support inspection and perception. Forecasting models support predictive maintenance and planning. Graph neural networks capture system interdependencies. Reinforcement-learning agents optimize operational decisions. Foundation models contribute domain-general reasoning and multimodal intelligence.

This diversity reflects the broad range of cognitive capabilities required in industrial environments.

Validation as a Critical Engineering Activity

The **Model Validation & Robustness** layer emphasizes that industrial AI development cannot be judged solely by training metrics.

Industrial environments require evidence that models remain effective across facilities, operating conditions, environmental variations, and unusual scenarios. Benchmark evaluation,

drift assessment, safety evaluation, and generalization testing help determine whether candidate models are suitable for operational deployment.

The figure therefore reinforces an important distinction between model accuracy and operational readiness.

Controlled Deployment and Risk Reduction

The **Controlled Deployment Pipeline** illustrates how candidate models are transitioned into operational environments.

The inclusion of shadow deployment, canary releases, A/B testing, and staged rollouts reflects modern industrial MLOps practices designed to minimize operational risk. These mechanisms allow organizations to evaluate model behavior progressively before exposing critical systems to new versions.

This controlled approach is particularly important for safety-critical and mission-critical applications.

Operational Systems as Sources of New Intelligence

A particularly valuable aspect of the figure is its treatment of **Operational Industrial Systems**.

Rather than representing deployed systems as the endpoint of development, the architecture treats them as sources of new organizational knowledge. Real-time monitoring, production activities, energy systems, and logistics operations continuously generate information regarding model behavior and operational effectiveness.

The deployment environment therefore becomes an active participant in future learning cycles.

Monitoring and Drift Detection

The **Performance Monitoring & Drift Detection** layer supports one of the most important requirements of long-lived industrial AI systems.

Changes in equipment behavior, environmental conditions, maintenance practices, operational workflows, or production strategies can gradually reduce model effectiveness. By monitoring prediction accuracy, confidence behavior, operational outcomes, and data distributions, organizations can identify these changes before significant degradation occurs.

This capability enables proactive rather than reactive model maintenance.

Continuous Model Evolution

The final stage of the architecture, **Data Accumulation & Model Evolution**, illustrates how industrial AI systems improve over time.

New operational observations are accumulated, incorporated into retraining workflows, and used to refine existing intelligence. Through retraining, fine-tuning, transfer learning, and adaptation processes, organizations continuously improve the performance and relevance of deployed models.

The figure clearly communicates that learning persists throughout the operational lifecycle.

The Closed-Loop Nature of Industrial Intelligence

The large feedback arrow surrounding the architecture effectively illustrates the concept of a **closed-loop learning system**.

Operational experience generates new knowledge. New knowledge improves models. Improved models influence future operations. Future operations generate additional learning opportunities.

This recurring cycle ensures that industrial AI systems remain aligned with changing environments, emerging risks, evolving equipment behavior, and organizational objectives.

Overall Significance

Overall, Figure 9.2-B4 demonstrates how cloud-assisted industrial AI systems evolve through a continuous lifecycle of training, validation, deployment, monitoring, and improvement. By combining governed data assets, massively parallel cloud-training infrastructures, diverse AI model architectures, rigorous validation practices, controlled deployment strategies, and operational feedback mechanisms, organizations create learning systems capable of adapting to changing industrial conditions over time. The resulting architecture transforms industrial AI from a static analytical capability into a continuously evolving cognitive ecosystem that learns from operational experience and progressively improves its ability to support industrial decision-making, optimization, forecasting, and system-wide intelligence.

This formulation emphasizes that model evolution is not a linear process with a defined endpoint. Instead, it functions as a closed-loop learning system in which operational experience continuously generates new observations, performance feedback, and environmental insights that inform subsequent training cycles. As a result, cloud-scale training pipelines enable industrial AI systems to remain aligned with evolving equipment behavior, changing production requirements, emerging operational risks, and long-term enterprise objectives. Through continuous adaptation, these pipelines transform industrial AI from a static analytical tool into a self-improving cognitive capability that evolves alongside the industrial environment it serves.

An important distinction is that **continuous learning does not necessarily require continuous model replacement**. Industrial systems can continuously collect, monitor, and evaluate operational data while performing model retraining at scheduled intervals or in response to significant performance degradation, detected model drift, or changing operating conditions. Newly trained models remain candidate versions until they complete appropriate performance validation, hardware and software compatibility testing, cybersecurity verification, and operational approval. Only models that satisfy these requirements proceed to controlled deployment within the industrial environment.

This distinction is particularly important for safety-critical applications. A newly trained model may achieve higher average predictive accuracy while exhibiting degraded performance under an unusual but hazardous operating condition. Consequently, model improvements require evaluation against task-specific requirements for reliability, robustness, inference latency, uncertainty, and safety rather than reliance on a single aggregate accuracy metric. Validation also incorporates representative operating conditions, rare failure scenarios, and relevant boundary cases to identify weaknesses that may remain hidden in average performance measurements.

Cloud-scale model evolution also supports **cross-facility generalization**, allowing AI models to learn from operational data collected across different industrial environments. By analyzing observations from multiple facilities, models can identify common equipment behaviors, recurring degradation patterns, and shared operational characteristics while accounting for differences among individual installations. However, global models cannot automatically assume uniformity across all facilities. Differences in equipment configurations, sensor characteristics, production processes, environmental conditions, and operating practices may require personalized models, facility-specific calibration, domain adaptation, or clustered model variants. These approaches enable organizations to benefit from shared global intelligence while preserving the accuracy and operational relevance required by individual facilities.

The discussion of **Massively Parallel Training, Model Optimization, and Continuous Model Evolution** has demonstrated how cloud platforms transform governed industrial datasets into adaptive AI capabilities through large-scale distributed learning, validation, deployment, and continuous improvement processes. By leveraging GPU clusters, AI accelerators, advanced model architectures, and closed-loop learning frameworks, industrial organizations can develop models that learn from vast quantities of operational experience and evolve in response to changing conditions. However, even the most sophisticated training pipelines face a fundamental challenge: important operating conditions, rare failures, safety-critical events, and future system behaviors are often underrepresented or entirely absent from historical datasets.

As a result, relying exclusively on observed operational data can limit a model's ability to generalize, anticipate unusual situations, or optimize behavior under conditions that have not yet occurred.

This challenge motivates the use of **Simulation-Driven Learning and Digital-Twin-Assisted Model Refinement**. Digital twins, physics-based simulations, synthetic environments, and virtual operational models provide mechanisms for extending learning beyond the constraints of historically observed data. These technologies enable organizations to explore hypothetical scenarios, evaluate alternative operating strategies, generate rare-event training examples, assess system behavior under extreme conditions, and test candidate AI models without exposing physical assets to unnecessary risk. By combining real-world operational observations with simulation-generated experiences, cloud-assisted AI systems can develop richer representations of industrial behavior and improve their ability to reason about conditions that are difficult, expensive, or unsafe to reproduce in actual operations.

Moreover, simulation environments create an experimental framework in which AI systems can be trained, validated, and refined continuously. Candidate models can be exposed to diverse equipment states, environmental conditions, workload profiles, failure modes, and operational constraints before deployment. Feedback from real industrial operations can then be used to update digital-twin models, improving simulation fidelity and creating a reciprocal learning relationship between physical and virtual environments. This synergy between operational data and simulation-based intelligence expands the scope of cloud-assisted industrial learning and enables organizations to develop AI systems that are more robust, adaptable, and capable of supporting complex industrial decision-making. Consequently, simulation-driven learning represents a natural extension of cloud-scale model evolution, providing a mechanism through which industrial AI can learn not only from what has happened, but also from what could happen under future operating conditions.

iv. Simulation-Driven Learning and Digital-Twin-Assisted Model Refinement

Historical industrial data alone may be insufficient for training models that must operate under rare, dangerous, or previously unobserved conditions. Digital twins address this limitation by providing computational representations of physical equipment, production systems, infrastructure, and operational environments. When integrated with cloud-scale training pipelines, these representations create simulation environments in which AI models can be trained, evaluated, and refined using both real and synthetic observations.

A digital twin may represent an individual machine, robotic workcell, production line, vehicle, aircraft, energy system, building, or an interconnected industrial facility. Depending on its

purpose, it may incorporate physical models, equipment specifications, operational constraints, real-time telemetry, historical behavior, and learned approximations of complex processes.

Cloud-scale AI systems leverage digital twins and simulation environments to generate training data, evaluate candidate models, and explore operational strategies without requiring every experiment to be conducted on physical industrial assets. This capability is particularly valuable in industrial environments where real-world experimentation may be costly, time-consuming, disruptive to production, or potentially unsafe. By creating virtual representations of equipment, facilities, fleets, and operational processes, cloud-based simulation environments enable AI models to learn from a far broader range of conditions than could be observed through physical operations alone.

Simulation-driven learning supports several important capabilities:

- **Synthetic Trajectory Generation.** Digital twins can generate realistic robotic motion trajectories, autonomous vehicle routes, drone flight paths, and equipment operating sequences under a wide range of environmental and operational conditions. These synthetic trajectories provide valuable training data for perception, planning, navigation, path optimization, and motion-prediction models.
- **Rare-Failure and Abnormal-Condition Simulation.** Simulation environments can reproduce operating conditions that occur infrequently in practice, including equipment overheating, excessive vibration, pressure anomalies, component degradation, communication failures, and complex combinations of abnormal events. By generating such scenarios on demand, cloud-based simulation helps overcome the scarcity of real failure data and improves model robustness in uncommon but operationally significant situations.
- **Safety-Critical Scenario Evaluation.** AI systems can be subjected to simulated collision risks, emergency-stop events, hazardous environmental changes, equipment malfunctions, and other high-consequence situations. This capability enables systematic assessment of model behavior under conditions that may be unsafe, expensive, or impractical to reproduce in physical environments, thereby supporting safer deployment and validation of autonomous systems.
- **Production and Process Optimization.** Digital twins can simulate alternative production-line configurations, machine schedules, material flows, workforce allocations, and energy-consumption strategies. Reinforcement learning agents and optimization algorithms can evaluate thousands of potential operating policies within the simulation environment before promising strategies are considered for real-world implementation.

- **Multi-Agent and Multi-Facility Simulation.** Cloud-based environments can model interactions among multiple machines, robots, vehicles, production lines, warehouses, or geographically distributed facilities. These simulations enable the evaluation of cooperative behaviors, resource-sharing policies, communication constraints, congestion effects, and the propagation of disruptions across complex industrial ecosystems.
- **Closed-Loop Model and Simulation Refinement.** Digital twins and AI models evolve together through a continuous feedback process. Simulation results can identify effective operating strategies, reveal model deficiencies, and generate new training data, while observations collected from real-world operations are used to update, calibrate, and validate the digital twin. This bidirectional relationship continuously improves both the accuracy of the simulation environment and the effectiveness of the AI models trained within it.

Collectively, these capabilities transform simulation environments from simple engineering tools into active learning platforms that support model development, validation, optimization, and operational planning. Rather than relying solely on historical observations, cloud-assisted AI systems can use simulation to explore future possibilities, evaluate hypothetical conditions, and accelerate learning across a much broader operational space.

The ability to train industrial AI models using historical operational data represents a significant advancement in cloud-assisted intelligence; however, many industrial challenges involve conditions that are rare, hazardous, costly to reproduce, or entirely absent from historical records. Equipment failures, emergency events, unusual environmental conditions, novel operating regimes, and complex interactions among distributed assets may occur too infrequently to provide sufficient training and validation opportunities. Digital twins and simulation environments address this limitation by extending the learning space beyond observed experience. By integrating physics-based models, operational knowledge, engineering constraints, and real-time industrial telemetry, cloud-hosted simulation platforms create virtual environments in which AI systems can be trained, evaluated, stress-tested, and refined under a broad range of representative conditions. Table 9.2-B5 summarizes the principal simulation-driven learning functions that support digital-twin-assisted model refinement and illustrates how simulation environments contribute to the development, validation, and continuous improvement of cloud-assisted industrial AI systems.

Table 9.2-B5 presents the major functions associated with simulation-driven learning and digital-twin-assisted model refinement in cloud-assisted industrial AI environments. The table identifies the purpose of each simulation capability, the types of simulation assets used, the contribution each capability makes to AI development, and representative industrial application

domains. Collectively, these functions extend learning beyond historical observations, enabling AI systems to explore hypothetical conditions, evaluate rare events, optimize operational strategies, and improve robustness before deployment. The table also highlights the role of digital twins as active learning environments that support both AI-model development and continuous refinement throughout the operational lifecycle.

Table 9.2-B5 – Simulation-Driven Learning and Digital-Twin-Assisted Model Refinement Functions for Cloud-Assisted Industrial AI

Simulation Function	Primary Purpose	Simulation Assets Utilized	AI Development Contribution	Representative Industrial Applications
Synthetic Trajectory Generation	Generate realistic operational behaviors	Digital twins, physics simulators, virtual environments	Produces additional training data for motion learning and planning	Robotics, autonomous vehicles, drones, material handling systems
Rare-Failure and Abnormal-Condition Simulation	Create infrequent operational scenarios	Failure models, degradation simulators, anomaly generators	Improves learning from rare events and unusual operating conditions	Predictive maintenance, fault diagnosis, reliability engineering
Safety-Critical Scenario Evaluation	Assess model behavior under hazardous conditions	Safety simulators, risk scenarios, emergency-event models	Supports validation without exposing physical assets to risk	Industrial safety systems, autonomous operations, critical infrastructure
Production and Process Optimization	Evaluate alternative operational strategies	Process twins, production simulations, workflow models	Enables optimization of scheduling and resource allocation policies	Manufacturing, production planning, energy management

Multi-Agent and Multi-Facility Simulation	Model interactions among distributed entities	Facility twins, fleet simulations, logistics models	Supports coordination and cooperative learning	Supply chains, fleet operations, distributed facilities
Closed-Loop Model and Simulation Refinement	Continuously improve twins and AI models	Operational telemetry, simulation results, feedback systems	Enables continuous learning and calibration	Long-term industrial AI lifecycle management
Domain Randomization	Improve generalization beyond simulated assumptions	Variable environmental and operational parameters	Reduces sim-to-real dependency	Robotics, autonomous systems, industrial perception
Real-to-Simulation Calibration	Improve simulation fidelity using field observations	Operational telemetry, equipment histories, environmental data	Increases simulation realism and predictive value	Digital twins, predictive maintenance, infrastructure modeling
Simulation-Assisted Validation	Verify performance before field deployment	Synthetic test environments, benchmark scenarios	Reduces deployment risk	Industrial AI certification and operational readiness assessment

Source: *Adapted from industrial digital-twin architectures, simulation-based AI training frameworks, industrial reinforcement-learning systems, cyber-physical system modeling, and cloud-assisted industrial intelligence platforms.*

Understanding Simulation as an Industrial Learning Platform

Table 9.2-B5 illustrates how simulation technologies have evolved from traditional engineering-analysis tools into fundamental components of modern industrial AI ecosystems. Historically,

simulations were used primarily for equipment design, performance analysis, and operational planning. Within cloud-assisted AI environments, however, digital twins and simulation platforms now play a broader role by generating training data, supporting model development, evaluating candidate policies, and enabling continuous improvement.

A key insight emerging from the table is that simulation-driven learning expands the range of experiences available to AI systems beyond those observed directly in physical operations. This capability significantly increases the depth, diversity, and safety of industrial learning processes.

Expanding Training Opportunities Through Synthetic Trajectory Generation

The first capability shown in the table is **Synthetic Trajectory Generation**.

Many industrial AI systems must learn how machines, robots, vehicles, and autonomous agents behave under a wide variety of conditions. Real-world observations alone may not adequately represent the full operational space.

By using digital twins, physics simulators, and virtual operational environments, organizations can generate realistic robotic trajectories, autonomous-navigation paths, transportation routes, and equipment operating sequences. These synthetic examples enrich training datasets and support perception systems, path-planning algorithms, motion-prediction models, and autonomous-control applications.

As a result, AI systems gain exposure to operational situations that may be difficult or expensive to observe directly.

Learning from Rare Failures and Abnormal Conditions

One of the most valuable applications of simulation-driven learning involves the generation of **Rare-Failure and Abnormal-Condition Scenarios**.

Industrial organizations often possess extensive records of normal operation but relatively few examples of significant equipment failures, severe process disruptions, or hazardous events. Because such conditions occur infrequently, historical datasets may not provide enough information for effective learning.

The table highlights how failure simulators, anomaly generators, and degradation models produce synthetic examples of overheating, vibration abnormalities, communication failures, component degradation, and other uncommon operating states. These capabilities improve the ability of AI systems to recognize and respond to critical situations.

This function is particularly important for predictive maintenance and reliability engineering applications.

Advancing Safety Through Scenario-Based Evaluation

The table also emphasizes the role of **Safety-Critical Scenario Evaluation**.

Many industrial AI applications operate within environments where experimentation on physical systems may be unsafe, expensive, or operationally disruptive. Simulation environments allow AI systems to encounter emergency situations, hazardous conditions, equipment malfunctions, and abnormal operating events without exposing personnel or assets to actual risk.

By evaluating AI behavior within controlled virtual environments, organizations can assess safety characteristics, identify vulnerabilities, and improve deployment readiness before introducing models into operational settings.

Thus, simulation becomes a mechanism for improving both learning quality and operational assurance.

Optimizing Operations Before Physical Deployment

Another major simulation capability identified in the table is **Production and Process Optimization**.

Through production-system twins, workflow simulators, and process models, organizations can evaluate alternative scheduling strategies, resource-allocation policies, energy-management plans, and production configurations. Reinforcement-learning agents and optimization algorithms may explore thousands of candidate strategies within simulation environments before any changes are applied to real facilities.

This capability significantly reduces experimentation costs while accelerating operational improvement.

Importantly, simulation allows organizations to evaluate potential outcomes before committing resources within physical environments.

Modeling Complex Industrial Ecosystems

The table further highlights the role of **Multi-Agent and Multi-Facility Simulation**.

Modern industrial enterprises frequently operate interconnected systems involving facilities, vehicles, production lines, warehouses, logistics networks, and energy infrastructures. Because actions within one component may influence others, understanding system-wide behavior requires more than isolated equipment models.

Multi-agent simulations enable evaluation of coordination strategies, communication constraints, resource-sharing policies, congestion effects, and disruption propagation across

complex operational ecosystems. These simulations support both system-level optimization and organizational resilience planning.

Enabling Continuous Improvement Through Closed-Loop Refinement

Perhaps the most important capability represented in the table is **Closed-Loop Model and Simulation Refinement**.

Digital twins are not static representations of physical systems. Instead, they evolve continuously in response to operational observations and simulation outcomes. Real-world telemetry improves simulation fidelity, while simulation results support AI training and identify opportunities for model improvement.

This bidirectional feedback process creates a self-reinforcing cycle in which both the AI system and the digital twin become more accurate over time.

The table demonstrates that simulation and machine learning function as complementary processes rather than independent technologies.

Improving Generalization Through Domain Randomization

An important challenge facing simulation-based learning is the risk that AI models become too dependent on assumptions embedded within the simulated environment.

The table identifies **Domain Randomization** as a mechanism for addressing this challenge. By varying lighting conditions, sensor noise, environmental factors, friction coefficients, operational dynamics, and other parameters, simulation environments expose models to diverse conditions that extend beyond a single idealized representation.

This variability encourages the development of more robust feature representations and improves transferability to real-world environments.

Increasing Fidelity Through Real-to-Simulation Calibration

The effectiveness of a digital twin depends heavily on its accuracy.

The table highlights **Real-to-Simulation Calibration** as a process through which operational telemetry, equipment histories, and environmental observations are used to align simulation models with physical reality. Calibration improves the fidelity of virtual environments and increases confidence that simulation-derived insights remain relevant to operational systems.

This capability is essential because inaccurate simulations can produce misleading conclusions and reduce the effectiveness of simulation-assisted learning.

Reducing Deployment Risk Through Simulation-Assisted Validation

The final capability identified in the table is **Simulation-Assisted Validation**.

Before deployment, candidate AI models can be tested across large numbers of synthetic scenarios representing normal operation, abnormal conditions, rare failures, and environmental variations. This process allows organizations to identify weaknesses and evaluate robustness prior to operational use.

Simulation-assisted validation complements real-world testing by providing exposure to conditions that might otherwise remain untested.

As a result, organizations can reduce deployment risk while improving confidence in model readiness.

Digital Twins as Active Learning Ecosystems

A broader insight emerging from Table 9.2-B5 is that digital twins function as more than virtual replicas of physical assets. Instead, they function as active learning ecosystems that support training, optimization, experimentation, validation, and continuous improvement.

The table demonstrates that simulation contributes throughout the AI lifecycle. It generates additional observations, evaluates candidate strategies, reveals model deficiencies, improves robustness, and enhances deployment confidence.

This transformation significantly expands the value of digital twins beyond traditional engineering applications.

Overall Significance

Overall, Table 9.2-B5 demonstrates that simulation-driven learning and digital-twin-assisted model refinement are essential components of cloud-assisted industrial AI systems. Through synthetic trajectory generation, rare-event simulation, safety evaluation, operational optimization, multi-agent modeling, domain randomization, calibration, and closed-loop refinement, digital-twin environments enable AI systems to learn from a far broader range of conditions than can be observed directly in physical operations. By integrating simulation and operational experience into a continuous learning cycle, organizations create industrial AI systems that are more robust, adaptable, reliable, and capable of supporting increasingly complex operational decisions. In this way, simulation-driven learning transforms digital twins from passive models of industrial systems into active contributors to industrial intelligence and continuous model evolution.

A representative simulation-assisted learning cycle can be expressed as

Physical System Data → Digital Twin Calibration → Scenario Generation → AI Model Training → Simulation Evaluation → Real-World Validation → Digital Twin Calibration

While Table 9.2-B5 summarizes the principal simulation-driven learning functions that support industrial AI development, these capabilities are most fully understood when viewed as components of an integrated digital-twin learning ecosystem. In practice, synthetic-data generation, rare-event simulation, safety evaluation, optimization, and model refinement do not operate as independent activities. Instead, they interact continuously within a closed-loop process that links real-world operations, digital twin calibration, scenario generation, cloud-based learning, and operational validation. Through this interaction, simulation environments become active participants in the AI lifecycle, generating new learning opportunities while simultaneously evolving to reflect changing physical conditions. Figure 9.2-B5 illustrates this architecture and demonstrates how operational data, digital twins, simulation platforms, and AI models collaborate to support continuous learning, validation, and refinement within cloud-assisted industrial intelligence systems.

Figure 9.2-B5 presents the architecture of simulation-driven learning and digital-twin-assisted model refinement for cloud-assisted industrial AI systems. The figure illustrates how operational data collected from physical industrial systems are used to calibrate digital twins, which subsequently generate synthetic scenarios and virtual training environments for AI development. Candidate models are trained and evaluated within simulation environments, validated against real-world conditions, and continuously refined using operational feedback. Through this recurring cycle, digital twins and AI models evolve together, creating a learning ecosystem that extends beyond historical observations and supports robust, scalable, and continuously improving industrial intelligence.

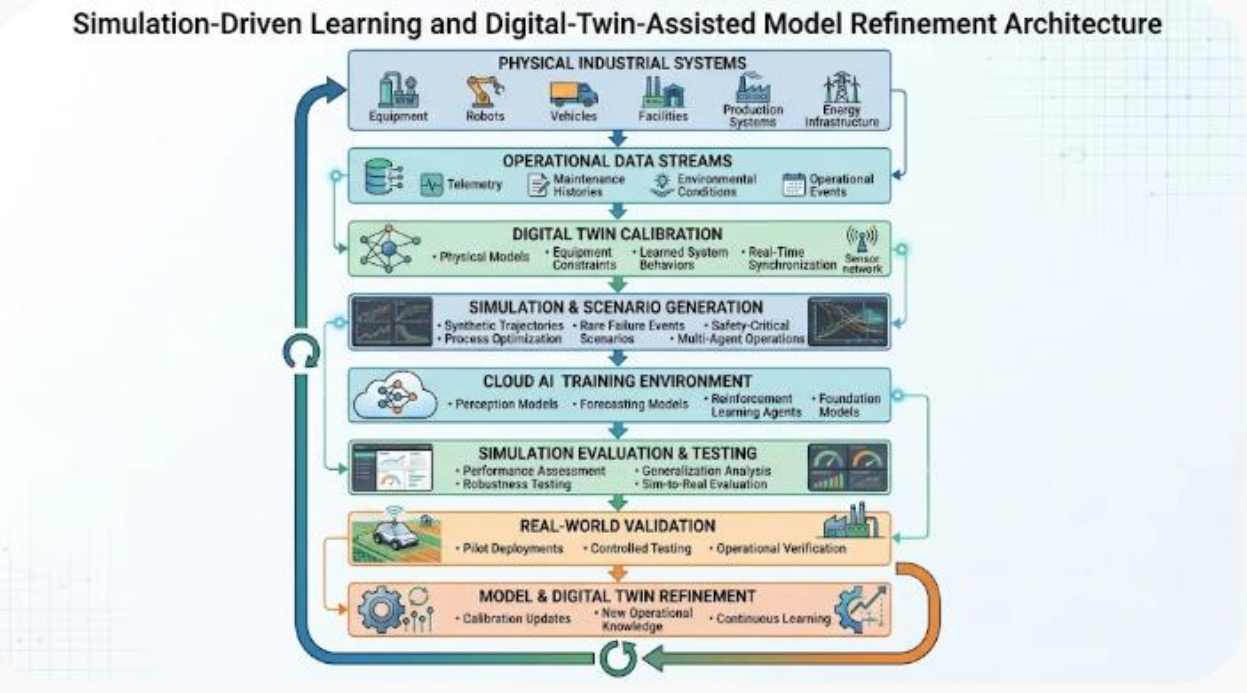

Figure 9.2-B5 – Simulation-Driven Learning and Digital-Twin-Assisted Model Refinement Architecture

The figure illustrates a closed-loop industrial learning architecture in which operational data from physical systems continuously calibrate digital twins that support simulation-driven AI development. Digital twins generate synthetic trajectories, rare-failure scenarios, safety-critical conditions, optimization opportunities, and multi-agent interactions that expand the scope of model training and validation. AI models are evaluated within simulated environments and subsequently subjected to real-world validation before deployment. Operational outcomes are then used to refine both the digital twin and the AI model, creating an iterative cycle of simulation-assisted learning and continuous improvement.

Legend

Figure Element	***Description***
Physical Industrial Systems	*Real-world industrial assets and operational environments that generate telemetry and operational observations.*
Equipment	*Industrial machines, production assets, and physical equipment monitored by AI systems.*
Robots	*Autonomous and semi-autonomous robotic systems participating in industrial operations.*

Vehicles	*Mobile industrial assets including autonomous vehicles, forklifts, transportation systems, and fleets.*
Facilities	*Buildings, production plants, warehouses, and operational environments.*
Production Systems	*Manufacturing, assembly, processing, and operational workflows.*
Energy Infrastructure	*Power-generation, storage, distribution, and energy-management systems.*
Operational Data Streams	*Information collected from physical industrial environments.*
Telemetry	*Real-time measurements describing operational conditions and equipment behavior.*
Maintenance Histories	*Historical maintenance activities, repairs, inspections, and equipment-service records.*
Environmental Conditions	*Temperature, humidity, weather, environmental stressors, and other contextual factors.*
Operational Events	*Significant operational occurrences including failures, interventions, alarms, and production-state changes.*
Digital Twin Calibration	*Continuous updating of digital-twin models using real-world observations.*
Physical Models	*Physics-based representations of equipment and industrial processes.*
Equipment Constraints	*Operational limits, engineering specifications, and safety boundaries.*
Learned System Behaviors	*Data-driven representations of observed industrial behavior.*

Real-Time Synchronization	*Ongoing alignment between digital-twin states and physical operations.*
Simulation & Scenario Generation	*Environment responsible for creating virtual operating conditions and synthetic observations.*
Synthetic Trajectories	*Artificially generated equipment, vehicle, or robotic operating sequences.*
Rare Failure Events	*Simulated abnormal or low-frequency operational disruptions.*
Safety-Critical Conditions	*Hazardous events and high-consequence scenarios generated for evaluation purposes.*
Process Optimization Scenarios	*Alternative operational strategies evaluated within virtual environments.*
Multi-Agent Operations	*Coordinated simulations involving multiple interacting systems or facilities.*
Cloud AI Training Environment	*Cloud-based infrastructure supporting industrial machine-learning workflows.*
Perception Models	*AI systems that interpret visual, acoustic, thermal, and sensor observations.*
Forecasting Models	*Models designed to predict future operational behavior and system performance.*
Reinforcement Learning Agents	*Learning systems that optimize actions through interaction with simulated environments.*
Foundation Models	*Large pretrained models adapted to industrial tasks through fine-tuning.*
Simulation Evaluation & Testing	*Assessment of AI performance within simulated environments.*
Performance Assessment	*Evaluation of model effectiveness using predefined metrics.*

Robustness Testing	*Validation of model behavior under diverse operating conditions.*
Generalization Analysis	*Assessment of performance beyond training conditions.*
Sim-to-Real Evaluation	*Measurement of how well simulation-trained models transfer to physical environments.*
Real-World Validation	*Verification of model performance using physical systems and operational workflows.*
Pilot Deployments	*Limited operational deployments used to evaluate candidate models.*
Controlled Testing	*Structured validation under defined operational conditions.*
Operational Verification	*Confirmation that models satisfy deployment requirements.*
Model & Digital Twin Refinement	*Continuous improvement process affecting both AI systems and digital twins.*
Calibration Updates	*Adjustments that improve digital-twin fidelity.*
New Operational Knowledge	*Information gained from operational experiences and validation activities.*
Continuous Learning	*Ongoing adaptation of simulation environments and AI models.*
Closed-Loop Learning Cycle	*Recurring feedback process linking operations, simulation, training, validation, and refinement.*

Understanding Simulation-Driven Industrial Learning

Figure 9.2-B5 illustrates how digital twins and simulation environments extend industrial AI learning beyond the limitations of historical operational data. Rather than relying exclusively on previously observed conditions, the architecture enables AI systems to learn from a combination of physical observations, simulated experiences, hypothetical scenarios, and continuously updated virtual environments.

A central insight conveyed by the figure is that simulation serves not merely as a testing environment but as an active contributor to industrial intelligence development.

Physical Operations as the Source of Knowledge

The architecture begins with **Physical Industrial Systems**.

Equipment, robots, vehicles, facilities, production systems, and energy infrastructures continuously generate operational information describing how industrial systems behave under real conditions. These observations provide the empirical foundation upon which the digital twin is built and maintained.

The figure correctly emphasizes that simulation fidelity depends on the quality and representativeness of these operational data streams.

Digital-Twin Calibration as the Bridge Between Reality and Simulation

The **Digital Twin Calibration** layer represents the crucial connection between physical systems and virtual environments.

By integrating real-time telemetry, engineering constraints, physics-based models, and learned behaviors, digital twins maintain a representation of industrial reality that evolves alongside the corresponding physical system.

This calibration process allows simulation environments to remain relevant and operationally meaningful over time.

Generating Learning Opportunities Through Simulation

The **Simulation & Scenario Generation** layer demonstrates one of the primary benefits of digital twins.

Industrial AI systems often encounter severe data scarcity when attempting to learn from rare failures, uncommon operating conditions, or hazardous situations. Simulation environments address this limitation by generating synthetic trajectories, safety-critical events, optimization scenarios, and multi-agent interactions on demand.

The figure shows how simulation expands the operational experience available to AI systems beyond what could be obtained solely through observation.

Cloud AI Training at Scale

The next stage, the **Cloud AI Training Environment**, converts simulated and operational information into AI capabilities.

Perception systems, forecasting models, reinforcement-learning agents, and foundation models can all be trained using the outputs generated by simulation environments. Cloud-scale

computing infrastructure supports large-scale experimentation and enables organizations to evaluate many alternative model architectures and operational strategies efficiently.

The figure therefore demonstrates how simulation becomes an input to industrial learning rather than merely a validation mechanism.

Testing Before Deployment

The **Simulation Evaluation & Testing** layer performs an important risk-reduction function.

Candidate models are subjected to performance assessments, robustness testing, generalization analysis, and sim-to-real evaluation before they influence operational systems. This stage allows organizations to identify weaknesses within a controlled environment and reduce the likelihood of unexpected behavior during deployment.

The presence of this layer reinforces the concept that successful simulation-assisted learning requires rigorous evaluation.

Real-World Validation and the Sim-to-Real Challenge

A particularly important stage represented in the architecture is **Real-World Validation**.

The figure acknowledges an important limitation of simulation environments: no simulation can perfectly reproduce physical reality. Differences in sensor behavior, environmental conditions, equipment wear, communication delays, and human interactions may create discrepancies between simulated and operational performance.

Consequently, pilot deployments, controlled testing, and operational verification remain essential before models are approved for broader use.

This stage directly addresses the sim-to-real gap discussed in the text.

Co-Evolution of Models and Digital Twins

One of the most valuable insights communicated by the figure is the concept of **co-evolution**.

The **Model & Digital Twin Refinement** layer illustrates how operational experience continuously improves both virtual and physical intelligence systems. New observations enhance simulation fidelity, while improved simulations support more effective AI development.

The relationship is therefore bidirectional: digital twins improve AI models, and AI-assisted operations improve digital twins.

Continuous Learning Through Closed-Loop Feedback

The large feedback loop surrounding the architecture emphasizes that simulation-assisted learning is not a one-time process.

Operational observations produce digital-twin updates. Updated twins generate new simulation scenarios. Simulations improve AI models. Validated models influence operational decisions. Those operations generate new observations that restart the cycle.

This closed-loop structure allows industrial intelligence to evolve continually as equipment, environments, and operational objectives change.

Overall Significance

Overall, Figure 9.2-B5 demonstrates how cloud-assisted industrial AI systems integrate physical operations, digital twins, simulation environments, model training, validation processes, and continuous refinement into a unified learning architecture. By combining operational observations with synthetic experiences and virtual experimentation, organizations can develop AI systems that are more robust, adaptable, and capable of addressing conditions that may be difficult, expensive, or unsafe to observe directly. The resulting architecture transforms digital twins from passive representations of industrial assets into active learning platforms that support continuous model evolution, operational optimization, and increasingly sophisticated industrial intelligence.

This cycle illustrates the iterative relationship between physical operations, cloud-hosted digital twins, and AI model development. Operational data continuously improves the fidelity of the digital twin; the digital twin generates synthetic scenarios and training opportunities; AI models are trained and evaluated within the simulation environment; and validated insights are subsequently tested against real-world operations. The resulting observations are then fed back into the digital twin, creating a continuous learning loop that supports increasingly accurate simulation, more robust models, and better-informed industrial decision-making.

The final real-world validation stage is essential. A model that performs well in simulation may behave differently when exposed to real sensor noise, mechanical variation, communication delays, unexpected human activity, or unmodeled environmental conditions. This discrepancy is commonly associated with the **sim-to-real gap**.

To reduce this gap, training pipelines may combine physics-based simulation, real-world observations, domain randomization, parameter calibration, and transfer learning. Domain randomization deliberately varies selected simulation parameters—such as friction, lighting,

sensor noise, equipment dynamics, or environmental conditions—to encourage models to learn representations that are less dependent on a narrow set of simulated assumptions.

Digital twins therefore are viewed as complementary learning and validation environments, not as perfect substitutes for physical testing. Their value depends on the accuracy of their underlying models, the quality of calibration data, and the extent to which simulated scenarios represent real operating conditions.

The discussion of **Simulation-Driven Learning and Digital-Twin-Assisted Model Refinement** has demonstrated how cloud-assisted industrial AI can extend learning beyond the limitations of historical datasets by incorporating synthetic experiences, virtual experimentation, and continuously evolving digital representations of physical systems. Through digital twins, simulation environments, reinforcement-learning frameworks, and closed-loop refinement processes, industrial organizations can explore rare failures, evaluate optimization strategies, validate autonomous behaviors, and improve AI robustness before introducing changes into operational environments. These capabilities significantly expand the learning space available to industrial AI systems and create a powerful mechanism for accelerating model development and reducing deployment risk.

However, training and refinement alone do not fully realize the value of cloud-assisted industrial intelligence. The benefits of cloud-scale learning become most significant when knowledge acquired from multiple devices, facilities, operational domains, and simulation environments can be consolidated into shared AI capabilities that benefit the broader enterprise. Industrial organizations frequently operate large populations of assets distributed across geographically separated facilities, each generating unique operational experiences and domain knowledge. If these learning outcomes remain isolated within individual environments, opportunities for broader organizational improvement may be lost.

This challenge leads naturally to **Federated Aggregation, Global Model Integration, and Enterprise-Wide Model Distribution**. Once models have been trained, refined, and validated using both operational and simulation-generated knowledge, cloud platforms provide mechanisms for aggregating learning contributions from multiple facilities, integrating knowledge across diverse industrial environments, and distributing improved models throughout the enterprise. These processes enable organizations to combine local operational intelligence with global learning capabilities, creating AI systems that benefit from collective experience while remaining adaptable to facility-specific requirements. Through federated aggregation, model integration, and coordinated distribution, cloud-assisted industrial AI evolves from isolated learning systems into enterprise-scale intelligence ecosystems capable of

continuously sharing knowledge, accelerating innovation, and improving performance across the entire industrial organization.

v. Federated Aggregation, Global Model Integration, and Enterprise-Wide Model Distribution

Industrial enterprises commonly operate across multiple facilities, fleets, geographic regions, and administrative domains. Although cloud-scale training can consolidate information from these environments, organizational, regulatory, security, and operational requirements may restrict the transfer of raw industrial data to a central repository.

Federated learning provides an alternative approach to cloud-scale model development by enabling participating facilities, edge clusters, or operational domains to train AI models locally while contributing to a coordinated global learning process. Rather than routinely transmitting all raw training data to a centralized cloud repository, participating nodes perform training within their local environments and share selected model parameters, gradients, or other learning updates for aggregation. This approach can reduce communication overhead, support data-sovereignty requirements, and minimize the transfer of sensitive operational information while still enabling collective model improvement across geographically distributed industrial systems.

In industrial environments, federated learning is particularly valuable when facilities operate under different regulatory requirements, data-governance policies, security constraints, or network conditions. Manufacturing plants, energy facilities, logistics centers, transportation fleets, and autonomous systems can therefore contribute operational knowledge to a shared learning process without exposing proprietary datasets or transferring large volumes of raw sensor measurements. The resulting global model can capture patterns and operational experiences from multiple environments while preserving a degree of local data control.

A simplified federated-learning cycle can be represented using the Federated Averaging

(FedAvg) formulation:

$$w_{t+1} = \sum_{k=1}^{K} \frac{n_k}{\sum_{j=1}^{K} n_j} w_{t+1}^{(k)}$$

where:

- w_{t+1} represents the aggregated global model parameters after federated learning round t.

- $w_{t+1}^{(k)}$ represents the locally updated model parameters produced by participating facility or node k.
- n_k represents the number of eligible local training samples associated with participant k.
- K represents the total number of participating facilities or edge nodes.

This formulation illustrates **weighted model aggregation**, in which participants with larger training datasets exert a proportionally greater influence on the updated global model. Following aggregation, the revised global model is redistributed to participating nodes, where additional local training can occur using newly collected observations. Repeated execution of this process creates a distributed learning loop through which knowledge acquired across multiple facilities is incorporated into a continuously improving enterprise-scale model.

In practice, industrial federated-learning systems often require approaches that extend beyond basic parameter averaging. Participating facilities may exhibit substantial differences in equipment types, operating conditions, production processes, data distributions, computational capabilities, and business objectives. Such heterogeneity can create statistical, computational, and communication challenges that affect model convergence and performance. Consequently, practical implementations may employ advanced aggregation methods, personalized federated-learning strategies, adaptive weighting mechanisms, hierarchical aggregation architectures, or domain-specific optimization techniques to accommodate differences among participating nodes.

From an industrial AI perspective, the primary value of federated learning lies in its ability to combine **enterprise-wide learning with decentralized data ownership**. By enabling facilities to collaborate in model development without centralizing all operational data, federated learning supports scalable AI deployment across distributed industrial ecosystems while balancing the competing objectives of model quality, privacy, governance, and computational efficiency. As industrial environments become increasingly interconnected, federated learning provides a mechanism through which collective intelligence can emerge from geographically distributed operations while preserving local autonomy and data-control requirements.

Federated learning supports several enterprise-level capabilities:

- **Local Model Training Across Facilities.** Each participating facility trains a model using its locally available operational data. Local training allows sensitive raw datasets to remain within their originating environments, subject to the applicable system architecture and governance requirements.

- **Global Model Aggregation.** A coordinating cloud service or distributed aggregation mechanism combines eligible model updates to produce a shared model that reflects learning contributions from multiple participants.
- **Cross-Site Knowledge Integration.** Models can benefit from patterns observed across different equipment populations, production conditions, and environmental contexts. For example, a predictive-maintenance model may learn from failure signatures identified at several facilities rather than relying exclusively on the history of one site.
- **Personalized and Clustered Model Development.** When facilities have significantly different equipment or operating conditions, a single global model may not be appropriate. Federated learning can support facility-specific fine-tuning, clustered aggregation, or personalized model variants that preserve shared knowledge while accommodating local differences.
- **Secure and Governed Model Exchange.** Authentication, encrypted communication, secure aggregation, update validation, and access-control mechanisms help protect the learning process. Depending on the sensitivity of the information and the threat model, differential privacy or other privacy-enhancing techniques may also be appropriate.

An important qualification is that federated learning does not automatically guarantee privacy or security. Model updates can potentially reveal information about local training data, and malicious participants may attempt to introduce poisoned updates. Consequently, robust aggregation, participant verification, update monitoring, secure aggregation, and other appropriate safeguards are required.

The development of powerful cloud-trained AI models represents only one aspect of enterprise-scale industrial intelligence. Equally important is the ability to share learning across geographically distributed facilities while respecting operational autonomy, security requirements, regulatory constraints, and data-governance policies. In many industrial environments, transferring large volumes of raw operational data to a centralized repository may be impractical, undesirable, or prohibited. Federated learning and distributed model-management architectures address this challenge by enabling facilities to contribute knowledge rather than relinquish ownership of their operational data. Through coordinated aggregation, global model integration, secure knowledge exchange, and controlled distribution mechanisms, organizations can transform isolated local learning activities into enterprise-wide intelligence capabilities. Table 9.2-B6 summarizes the principal functions supporting federated aggregation, global model integration, and enterprise-wide model distribution within cloud-assisted industrial AI ecosystems.

Table 9.2-B6 presents the major functions associated with federated aggregation, global model integration, and enterprise-wide model distribution for cloud-assisted industrial AI systems. The table identifies the primary objectives of each functional area, the mechanisms used to achieve those objectives, the resulting organizational benefits, and representative industrial applications. Together, these functions establish a distributed learning framework through which facilities can collaborate in AI development without centralizing all operational data. The table also illustrates how model governance, security controls, deployment management, and continuous monitoring contribute to creating scalable and trustworthy enterprise AI ecosystems.

Table 9.2-B6 – Federated Aggregation, Global Model Integration, and Enterprise-Wide Model Distribution Functions for Cloud-Assisted Industrial AI

Functional Area	Primary Objective	Key Mechanisms	Organizational Benefit	Representative Industrial Applications
Local Model Training	Preserve local data ownership while enabling learning	Facility-level training, edge learning, local optimization	Data sovereignty and reduced data movement	Manufacturing, energy systems, logistics facilities
Federated Model Aggregation	Combine distributed learning contributions	Federated Averaging, secure aggregation, weighted updates	Enterprise-wide collective intelligence	Predictive maintenance, fleet analytics
Cross-Site Knowledge Integration	Share operational experience across facilities	Global parameter integration, representation sharing	Faster organizational learning	Multi-facility operations and asset management
Personalized and Clustered Models	Accommodate site-specific conditions	Fine-tuning, clustered aggregation, domain adaptation	Improved local relevance	Diverse industrial facilities and equipment populations

Secure and Governed Model Exchange	Protect model integrity and confidentiality	Encryption, authentication, access control, secure aggregation	Trusted collaborative learning	Regulated and security-sensitive environments
Privacy Enhancement Mechanisms	Reduce exposure of sensitive information	Differential privacy, secure computation, privacy-preserving learning	Improved privacy protection	Critical infrastructure and regulated industries
Global Model Validation	Verify enterprise model quality	Cross-facility testing, robustness assessment, benchmark evaluation	Improved model reliability	Enterprise-wide AI deployment programs
Model Packaging and Optimization	Adapt models to edge environments	Quantization, pruning, distillation, hardware optimization	Efficient deployment	Embedded and edge AI systems
Enterprise Model Distribution	Deliver approved models throughout the organization	Policy-driven deployment, compatibility matching, staged release	Consistent AI capabilities	Distributed industrial ecosystems
Version and Integrity Management	Maintain lifecycle governance	Version control, provenance management, cryptographic validation	Traceability and compliance	Industrial MLOps environments

Post-Deployment Monitoring	Evaluate operational behavior after deployment	Drift monitoring, performance tracking, uncertainty analysis	Continuous improvement and risk reduction	Long-term operational AI systems

Source: *Adapted from federated-learning frameworks, distributed industrial AI architectures, enterprise MLOps systems, privacy-preserving machine learning, and cloud-assisted industrial intelligence platforms.*

Understanding Enterprise-Scale Distributed Learning

Table 9.2-B6 illustrates how modern industrial organizations can achieve collective intelligence without requiring complete centralization of operational data. As industrial enterprises expand across facilities, regions, fleets, and organizational units, valuable operational knowledge becomes increasingly distributed. Federated learning provides a mechanism through which this knowledge can be integrated into enterprise-scale AI systems while allowing facilities to maintain local control over their data assets.

A central theme emerging from the table is that global intelligence need not depend upon global ownership of data. Instead, organizations can aggregate learning outcomes while preserving decentralized data governance and local operational autonomy.

Preserving Data Sovereignty Through Local Model Training

The first functional area identified in the table is **Local Model Training**.

Industrial facilities often operate under unique regulatory requirements, security policies, contractual obligations, and operational constraints. In these environments, unrestricted transfer of raw operational data may be inappropriate or impractical.

The table demonstrates how local training enables facilities to develop models using information retained within their own environments. Edge platforms, facility servers, and localized learning systems perform training activities while avoiding routine transfer of large datasets to centralized infrastructure.

This approach supports data sovereignty and reduces communication requirements while still enabling participation in larger learning initiatives.

Building Collective Intelligence Through Federated Aggregation

The next major function, **Federated Model Aggregation**, represents the core mechanism through which distributed learning becomes enterprise intelligence.

Rather than transmitting training datasets, participating facilities contribute model parameters, gradients, or other learning updates. Aggregation mechanisms combine these contributions to generate an updated global model that reflects experiences collected across multiple environments.

The table highlights approaches such as Federated Averaging and secure aggregation methods that support this integration process. Through repeated learning rounds, organizations develop models that incorporate knowledge from numerous sources while minimizing direct data sharing.

This capability transforms independent facilities into contributors to a collective learning ecosystem.

Accelerating Organizational Learning Through Cross-Site Knowledge Integration

The table further emphasizes the importance of **Cross-Site Knowledge Integration**.

Industrial facilities often encounter different operating conditions, equipment populations, environmental factors, and failure modes. Individually, each facility possesses limited visibility into the broader operational landscape. Collectively, however, they represent a rich source of organizational knowledge.

Cross-site integration allows predictive-maintenance systems, forecasting models, anomaly-detection engines, and operational intelligence platforms to learn from experiences occurring throughout the enterprise. Failure signatures identified at one facility may therefore improve decision-making across many others.

This capability significantly accelerates organizational learning and reduces duplication of experience.

Balancing Global Intelligence and Local Relevance

A particularly important concept represented in the table is **Personalized and Clustered Models**.

Although federated learning promotes knowledge sharing, a single global model may not be appropriate for every environment. Facilities may differ substantially in their equipment configurations, operating conditions, environmental influences, and business objectives.

The table demonstrates how fine-tuning, domain adaptation, clustered aggregation, and facility-specific optimization can preserve local relevance while still leveraging shared enterprise knowledge. These approaches allow organizations to benefit from collective intelligence without sacrificing operational accuracy at individual sites.

Establishing Trust Through Secure and Governed Model Exchange

Distributed learning environments require strong governance mechanisms.

The **Secure and Governed Model Exchange** function identified in the table focuses on protecting the integrity, authenticity, and confidentiality of learning contributions. Encryption, authentication, secure communication channels, participant validation, and controlled access mechanisms help ensure that model updates originate from authorized participants and have not been altered maliciously.

The table emphasizes that successful federated learning depends not only on learning efficiency but also on trust among participants.

Protecting Sensitive Information Through Privacy Enhancement

While federated learning reduces direct data exposure, it does not automatically eliminate privacy risks.

The table highlights **Privacy Enhancement Mechanisms** such as differential privacy, secure computation methods, and privacy-preserving learning techniques. These mechanisms reduce the likelihood that sensitive information can be inferred from transmitted model updates or aggregation activities.

As industrial organizations increasingly operate within regulated and data-sensitive environments, privacy-preserving techniques become an important complement to federated-learning architectures.

Maintaining Quality Through Global Model Validation

Enterprise-scale learning requires confidence that aggregated models perform effectively across diverse environments.

The **Global Model Validation** function ensures that candidate models are evaluated using cross-facility benchmarks, robustness assessments, and representative operational workloads. These validation activities help verify that improvements observed in one environment generalize appropriately to others.

The table illustrates that aggregation alone is insufficient; enterprise models must also demonstrate reliability, consistency, and operational suitability before deployment.

Enabling Deployment Through Model Packaging and Optimization

Once an enterprise model has been validated, it must be adapted for deployment.

The table identifies **Model Packaging and Optimization** as a function responsible for converting cloud-trained models into forms suitable for heterogeneous edge and embedded environments. Techniques such as quantization, pruning, distillation, and hardware-specific optimization help reduce computational requirements while preserving acceptable performance.

This step is essential because cloud-scale models often exceed the capabilities of resource-constrained industrial devices.

Coordinating Enterprise-Wide Model Distribution

A key advantage of cloud-assisted industrial AI is the ability to distribute knowledge systematically throughout the organization.

The **Enterprise Model Distribution** function manages deployment policies, compatibility requirements, release strategies, and operational scheduling constraints. Rather than deploying updates universally and simultaneously, organizations can distribute models selectively according to operational priorities and deployment policies.

This controlled approach improves reliability while reducing operational risk.

Preserving Accountability Through Lifecycle Governance

The table also highlights the importance of **Version and Integrity Management**.

Industrial AI systems frequently operate in environments that require auditability, traceability, and regulatory compliance. Version-control systems, provenance tracking mechanisms, and cryptographic integrity protections ensure that organizations can determine which model versions are deployed, where they originated, and how they have evolved over time.

Such governance mechanisms strengthen confidence in enterprise AI deployments.

Supporting Continuous Improvement Through Post-Deployment Monitoring

The final functional area represented in the table is **Post-Deployment Monitoring**.

The deployment of a model does not mark the end of the learning process. Instead, operational performance must be evaluated continuously to identify drift, shifting data distributions, resource-consumption changes, and unexpected behavior.

Monitoring systems provide the feedback necessary to trigger subsequent learning cycles, validate ongoing effectiveness, and support enterprise-wide continuous improvement initiatives.

The table therefore reinforces the concept of industrial AI as an adaptive rather than static capability.

Federated Learning as a Bidirectional Intelligence Architecture

A broader insight emerging from Table 9.2-B6 is that federated learning establishes a bidirectional relationship between local and global intelligence. Facilities contribute operational knowledge upward into enterprise learning systems, while enterprise models distribute refined intelligence downward into operational environments.

This two-way exchange creates a distributed cognitive ecosystem in which learning continuously circulates throughout the organization.

Knowledge flows from operations to models and back to operations, forming an enterprise-scale feedback loop.

Overall Significance

Overall, Table 9.2-B6 demonstrates how federated aggregation, global model integration, and enterprise-wide model distribution enable industrial organizations to create collective intelligence while preserving local autonomy and data ownership. Through local training, secure aggregation, cross-site knowledge integration, personalized modeling, governance controls, coordinated deployment, and continuous monitoring, organizations can build industrial AI ecosystems that learn from distributed experiences without requiring complete centralization of operational data. The resulting architecture balances collaboration, privacy, scalability, and operational relevance, allowing cloud-assisted industrial AI to function as a continuously evolving enterprise-wide intelligence capability.

After global training and validation, approved models can be distributed to the appropriate edge and embedded environments. This distribution process is not simply a matter of sending the newest model to every device. Different industrial nodes may have different processor architectures, memory capacities, accelerators, latency requirements, and safety classifications.

Cloud-scale model-management systems must therefore coordinate:

- **Model Packaging and Optimization.** Large cloud-trained models may be quantized, pruned, distilled, or otherwise optimized for execution on constrained edge hardware.
- **Device and Platform Compatibility.** Model versions must be matched to supported hardware, operating systems, inference runtimes, and accelerator configurations.
- **Policy-Driven Deployment.** Deployment decisions must consider equipment criticality, operational schedules, local validation requirements, and authorized update windows.

- **Version and Integrity Management.** Model packages must include version identifiers, provenance information, compatibility metadata, and cryptographic integrity protections.
- **Staged Rollout and Rollback.** New models can first be deployed to selected devices or facilities, monitored under controlled conditions, and expanded gradually if performance remains acceptable.
- **Post-Deployment Monitoring.** Edge and cloud agents evaluate the deployed model's accuracy, latency, resource consumption, uncertainty, and operational behavior. Significant deviations can trigger investigation, rollback, or a subsequent training cycle.

This establishes a bidirectional learning architecture: distributed industrial environments contribute operational observations and model updates to enterprise-level learning, while the cloud returns refined models and approved policies to the appropriate edge environments.

While Table 9.2-B6 identifies the principal functions supporting federated learning, model aggregation, enterprise-scale integration, and global deployment, these functions operate most effectively when viewed as elements of a coordinated learning architecture. In practice, local training, secure aggregation, model validation, governance controls, deployment management, and operational monitoring do not occur independently. Rather, they participate in a continuous bidirectional process through which distributed facilities contribute operational knowledge to a shared intelligence ecosystem and, in return, receive improved models derived from collective learning. This exchange enables organizations to combine the advantages of decentralized data ownership with the benefits of enterprise-wide intelligence. Figure 9.2-B6 illustrates this architecture and demonstrates how federated aggregation, global model integration, controlled distribution, and operational feedback interact to create a continuously evolving industrial learning system.

Figure 9.2-B6 presents the architecture of federated aggregation, global model integration, and enterprise-wide model distribution within cloud-assisted industrial AI ecosystems. The figure illustrates how geographically distributed facilities perform local model training using their own operational datasets while participating in a coordinated federated-learning process. Through secure aggregation mechanisms, learning updates are integrated into global models that undergo validation, governance review, optimization, and controlled deployment. Continuous monitoring of deployed models subsequently generates operational feedback that supports future learning cycles. The resulting architecture enables organizations to develop enterprise-scale intelligence while preserving local autonomy, data-governance requirements, and facility-level operational control.

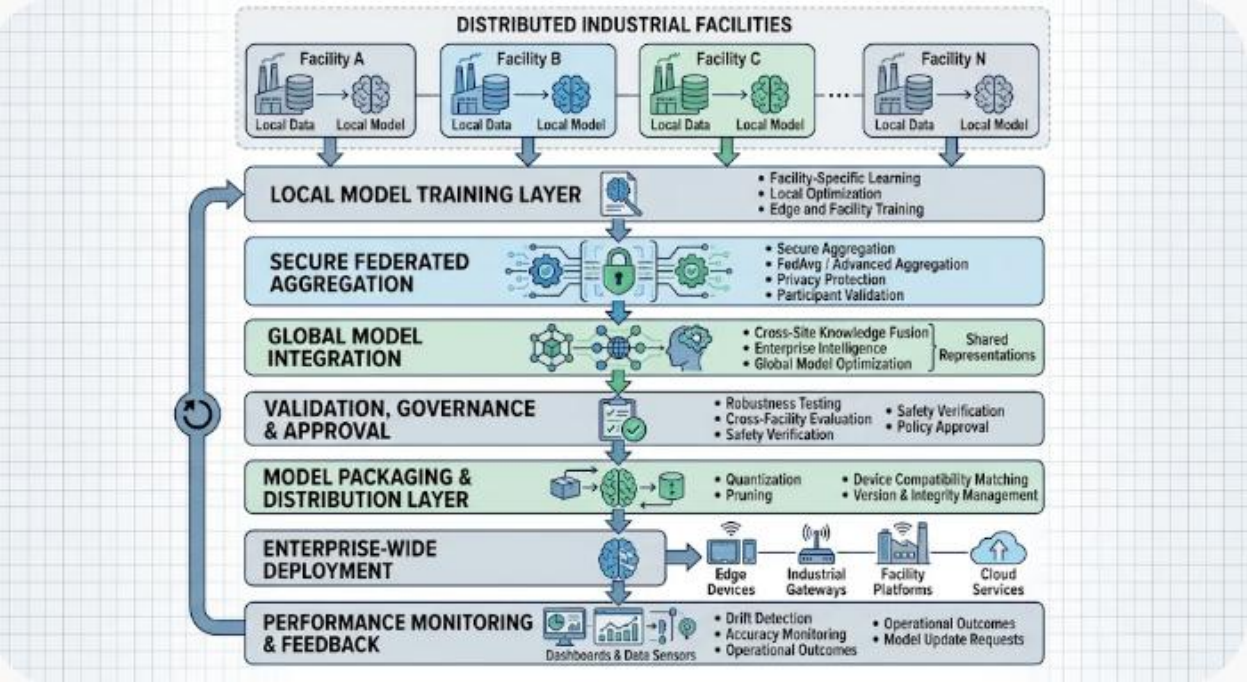

Figure 9.2-B6 – Federated Aggregation, Global Model Integration, and Enterprise-Wide Model Distribution Architecture

The figure illustrates a federated industrial learning ecosystem in which geographically distributed facilities train models locally while contributing learning updates to a secure aggregation process. Global model integration combines operational knowledge from multiple environments into enterprise-scale intelligence that undergoes validation, governance review, optimization, and controlled deployment. Performance monitoring and operational feedback subsequently drive future learning cycles, enabling continuous improvement while respecting decentralized data ownership, local operational autonomy, and industrial governance requirements.

Legend

Figure Element	***Description***
Distributed Industrial Facilities	*Geographically separated industrial environments participating in federated learning and shared model development.*
Facility A, Facility B, Facility C, Facility N	*Representative industrial facilities contributing local operational knowledge and AI learning updates.*
Local Data	*Operational datasets retained within facility boundaries according to governance and security requirements.*

Local Model	*Facility-specific AI models trained using locally available information.*
Local Model Training Layer	*Learning environment responsible for facility-level model development and optimization.*
Facility-Specific Learning	*Adaptation of models to local operating conditions and operational requirements.*
Local Optimization	*Improvement of AI behavior using facility-specific operational knowledge.*
Edge and Facility Training	*Training activities performed close to operational environments.*
Secure Federated Aggregation	*Distributed learning mechanism responsible for combining model updates from multiple facilities.*
Secure Aggregation	*Protection of model updates during transmission and integration.*
FedAvg / Advanced Aggregation	*Aggregation algorithms used to create updated enterprise models.*
Privacy Protection	*Mechanisms designed to limit exposure of sensitive information during collaboration.*
Participant Validation	*Verification of authorized contributors and learning updates.*
Global Model Integration	*Enterprise layer responsible for combining distributed learning contributions into shared intelligence.*
Cross-Site Knowledge Fusion	*Integration of operational learning obtained from multiple facilities.*
Enterprise Intelligence	*Organizational knowledge generated through collective learning processes.*
Global Model Optimization	*Refinement of enterprise-scale model representations.*
Shared Representations	*Common feature spaces and learned behaviors used across facilities.*

Validation, Governance & Approval	*Decision layer responsible for evaluating model readiness and compliance.*
Robustness Testing	*Assessment of model behavior across diverse operating conditions.*
Cross-Facility Evaluation	*Validation using information obtained from multiple facilities and environments.*
Safety Verification	*Evaluation of performance under safety-relevant operating conditions.*
Policy Approval	*Governance review prior to deployment.*
Model Packaging & Distribution Layer	*Infrastructure responsible for preparing models for deployment across heterogeneous platforms.*
Quantization	*Reduction of computational requirements for edge deployment.*
Pruning	*Removal of unnecessary model parameters to improve efficiency.*
Device Compatibility Matching	*Alignment of model versions with deployment hardware.*
Version & Integrity Management	*Tracking, verification, and governance of model artifacts.*
Enterprise-Wide Deployment	*Controlled distribution of approved models throughout the industrial ecosystem.*
Edge Devices	*Embedded systems executing deployed AI capabilities.*
Industrial Gateways	*Intermediate computing nodes supporting local coordination and inference.*
Facility Platforms	*Facility-level computing infrastructures supporting industrial operations.*
Cloud Services	*Enterprise computing environments supporting large-scale intelligence functions.*

Performance Monitoring & Feedback	*Continuous assessment of deployed-model behavior.*
Drift Detection	*Identification of changes in operational data or model performance.*
Accuracy Monitoring	*Measurement of predictive effectiveness after deployment.*
Operational Outcomes	*Real-world system results generated by model-supported decisions.*
Model Update Requests	*Triggers initiating future retraining or federated-learning cycles.*
Feedback Loop	*Continuous learning pathway connecting deployed models to future model evolution.*

Understanding Federated Industrial Intelligence

Figure 9.2-B6 illustrates how modern industrial organizations can transform geographically distributed operational knowledge into enterprise-scale intelligence without requiring complete centralization of data. Rather than concentrating all information within a single repository, the architecture enables facilities to learn locally while contributing to a broader organizational learning process.

The figure demonstrates that federated intelligence is fundamentally a collaborative learning framework that balances local autonomy with global knowledge integration.

Local Learning as the Foundation of Enterprise Intelligence

The architecture begins with **Distributed Industrial Facilities**, each maintaining local datasets and facility-specific models.

This structure reflects a fundamental principle of federated learning: operational knowledge originates within local environments. Facilities continue using their own data, operating procedures, governance policies, and infrastructure while contributing learning outcomes to enterprise-wide initiatives.

The figure appropriately emphasizes that local intelligence remains the foundation of global intelligence.

Federated Aggregation as a Knowledge-Integration Mechanism

The **Secure Federated Aggregation** layer serves as the core learning mechanism within the architecture.

Rather than collecting raw operational data, the system aggregates learning updates generated by participating facilities. Secure aggregation, advanced federated-learning algorithms, participant validation, and privacy-protection mechanisms collectively support the creation of a shared learning process.

The figure illustrates how enterprise-scale learning can emerge from distributed operational experiences without requiring unrestricted data movement.

From Distributed Learning to Enterprise Intelligence

The **Global Model Integration** layer transforms individual learning contributions into organizational knowledge.

Cross-site knowledge fusion, shared representations, and enterprise optimization processes allow models to capture patterns that may be difficult to observe within any single facility. Equipment-failure signatures, operational trends, and degradation patterns identified at one location can therefore improve performance throughout the broader enterprise.

This capability accelerates learning while increasing the scope of organizational awareness.

Governance as a Critical Intermediate Layer

One of the strongest aspects of the figure is the inclusion of **Validation, Governance & Approval** between learning and deployment.

Industrial AI systems frequently operate within safety-sensitive, regulated, or mission-critical environments. Consequently, global model integration alone is insufficient. Candidate models must demonstrate robustness, reliability, safety, and compliance before deployment.

The figure reflects this reality by placing governance as a mandatory intermediate step rather than a secondary consideration.

Enabling Heterogeneous Deployment

The **Model Packaging & Distribution Layer** acknowledges another practical reality of industrial AI deployments: not all deployment targets possess the same computational capabilities.

Models often require quantization, pruning, compatibility verification, and integrity management before deployment. The figure demonstrates how cloud-trained intelligence is

adapted for diverse operational environments rather than distributed in a one-size-fits-all manner.

This flexibility supports deployment across heterogeneous hardware ecosystems.

Distributing Intelligence Across the Enterprise

The **Enterprise-Wide Deployment** stage shows how refined intelligence is propagated throughout operational environments.

Edge devices, gateways, facility platforms, and cloud services all receive models tailored to their capabilities and operational roles. This layered deployment strategy ensures that intelligence is available where it is most useful while maintaining consistency across the broader enterprise.

The figure therefore illustrates how centralized learning outcomes become operational capabilities.

Monitoring as a Driver of Continuous Learning

The **Performance Monitoring & Feedback** layer reinforces the idea that deployment is not the endpoint of the AI lifecycle.

Industrial environments evolve continuously. Equipment ages, production processes change, environmental conditions vary, and organizational objectives shift. By monitoring drift, prediction quality, operational outcomes, and emerging requirements, the architecture identifies opportunities for future improvement.

The resulting feedback becomes the foundation for subsequent learning cycles.

The Bidirectional Nature of Enterprise Learning

The large feedback pathway on the left side of the figure effectively communicates one of the most important concepts in federated industrial AI.

Learning does not move in only one direction. Facilities contribute knowledge upward into federated-learning systems, while enterprise models distribute improved intelligence downward into operational environments. This bidirectional exchange allows organizations to benefit simultaneously from local experience and collective enterprise learning.

The architecture therefore functions as a distributed knowledge ecosystem rather than a centralized control system.

Overall Significance

Overall, Figure 9.2-B6 illustrates how federated aggregation, global model integration, and

enterprise-wide model distribution enable industrial organizations to create collective intelligence while preserving decentralized data ownership and local operational autonomy. Through local learning, secure aggregation, enterprise integration, governance controls, deployment optimization, and continuous monitoring, the architecture establishes a closed-loop learning system that continuously improves organizational knowledge. The result is a scalable industrial AI ecosystem capable of combining distributed operational experience into enterprise-scale intelligence while maintaining the flexibility, security, and governance requirements necessary for real-world industrial deployment.

The resulting architecture allows **local intelligence to benefit from global learning without requiring every industrial node to surrender its autonomy or transfer all operational data to the cloud**.

The discussion of **Federated Aggregation, Global Model Integration, and Enterprise-Wide Model Distribution** has demonstrated how cloud-assisted industrial AI systems can transform learning generated across geographically distributed facilities into enterprise-scale intelligence while preserving local data ownership and operational autonomy. Through federated learning, secure aggregation, cross-site knowledge integration, personalized model adaptation, and governed deployment mechanisms, organizations can combine the experiences of many operational environments into continuously improving AI capabilities. These mechanisms enable collective learning without requiring unrestricted movement of sensitive operational data, thereby balancing scalability, privacy, governance, and performance. However, the ability to train, aggregate, and distribute models across an enterprise introduces an equally important challenge: ensuring that those models remain trustworthy, reliable, explainable, compliant, and operationally appropriate throughout their lifecycle.

This challenge leads naturally to **Model Governance, Validation, and Lifecycle Assurance**. As industrial AI systems become increasingly embedded within production processes, energy systems, transportation networks, autonomous operations, and other mission-critical environments, organizations must establish rigorous controls governing how models are developed, approved, deployed, monitored, updated, and retired. A model that performs well during development may behave differently under evolving operational conditions, encounter previously unseen data distributions, or exhibit unintended behavior when deployed at scale. Consequently, industrial AI requires governance frameworks that extend beyond model accuracy alone and encompass robustness, safety, reliability, cybersecurity, traceability, regulatory compliance, and organizational accountability.

Model governance therefore serves as the institutional framework through which enterprise intelligence remains trustworthy over time. Validation processes verify that candidate models

satisfy performance, safety, and operational requirements before deployment. Lifecycle-assurance mechanisms provide continuous oversight through version management, auditability, drift monitoring, performance assessment, retraining governance, and controlled retirement procedures. Together, these capabilities ensure that cloud-assisted industrial AI systems do not merely learn and evolve, but do so in a manner that remains consistent with organizational objectives, regulatory obligations, operational constraints, and long-term enterprise risk-management strategies. In this way, model governance and lifecycle assurance become the essential mechanisms that transform continuously evolving AI models into dependable industrial assets capable of supporting real-world decision-making at scale.

vi. Model Governance, Validation, and Lifecycle Assurance

Although cloud-scale training provides the computational foundation for continuous model evolution, successful industrial deployment requires a comprehensive governance framework that establishes whether each candidate model is reliable, secure, compatible, and appropriate for its intended operational role.

This governance process is particularly important because models developed and trained in cloud infrastructure may eventually influence physical equipment, production scheduling, robotic operations, energy infrastructure, and other industrial processes. Consequently, training accuracy alone is insufficient to establish a model's suitability for operational deployment. Each candidate model requires systematic evaluation against technical, operational, cybersecurity, and safety requirements before receiving authorization for use within an industrial environment.

A comprehensive model lifecycle incorporates the following governance and assurance mechanisms:

- **Training Reproducibility.** Training datasets, feature definitions, model configurations, hyperparameters, software dependencies, and training procedures are systematically versioned and documented. This establishes the traceability required to reproduce training results, investigate unexpected model behavior, compare successive model versions, and identify the sources of performance differences. Reproducibility also supports technical audits and controlled model refinement throughout the AI lifecycle.
- **Performance and Robustness Evaluation.** Candidate models undergo evaluation using representative test datasets, historical operating scenarios, simulated disturbances, and relevant abnormal conditions. Assessment extends beyond average predictive accuracy to include false-positive and false-negative rates, uncertainty estimates, robustness to input variations, and performance under changing operational conditions. Particular

attention is given to rare but consequential scenarios that may expose weaknesses not apparent in conventional testing.

- **Cross-Facility Generalization Assessment.** Models intended for enterprise-wide deployment undergo evaluation using data from facilities that may not have been represented in the original training dataset. This assessment helps determine whether a model has learned transferable industrial relationships or primarily captured site-specific patterns. Where substantial differences exist among facilities, domain adaptation, facility-specific calibration, or specialized model variants provide mechanisms for maintaining predictive accuracy across heterogeneous operating environments.
- **Operational Resource Assessment.** Each candidate model is evaluated against the computational constraints of its intended deployment platform. Relevant measurements include inference latency, memory requirements, processor utilization, energy consumption, accelerator compatibility, and execution stability under expected workloads. This assessment establishes whether the model can operate within the timing, resource, and hardware constraints of its target device, gateway, edge server, or cloud environment.
- **Safety and Policy Compatibility.** Models used in safety-relevant workflows undergo assessment against established control boundaries, operational policies, and applicable safety requirements. Their outputs remain subject to appropriate authorization and enforcement mechanisms. Depending on the application's risk classification, AI outputs may serve as predictive indicators, recommendations, or decision-support signals rather than direct commands to physical actuators. Safety-critical functions remain governed by independently validated control logic and protective mechanisms.
- **Security and Supply-Chain Verification.** Model artifacts, software dependencies, training pipelines, and deployment packages undergo security verification to protect against unauthorized modification, compromised components, malicious updates, and supply-chain vulnerabilities. Authentication, cryptographic integrity verification, access controls, secure storage, and provenance tracking help establish the trustworthiness of model assets throughout their development and deployment lifecycle.
- **Controlled Deployment and Rollback.** Deployment procedures define approval requirements, target devices, update schedules, staged activation mechanisms, monitoring periods, rollback conditions, and recovery procedures. Candidate models may undergo shadow evaluation, limited deployment, or controlled activation before receiving broader operational authorization. When performance degradation,

compatibility problems, or unexpected behavior emerges, rollback mechanisms restore a previously validated version while preserving essential system functions.

- **Continuous Post-Deployment Assessment.** Deployed models remain subject to continuous monitoring for performance degradation, input-distribution changes, model drift, unexpected behavior, and differences between training and operational environments. Monitoring also evaluates inference latency, resource utilization, prediction confidence, and operational compatibility. These observations provide feedback for subsequent model refinement, retraining, validation, and controlled deployment, establishing a continuous assurance cycle throughout the model's operational lifetime.

The preceding discussion has shown that cloud-assisted industrial AI systems are capable of continuous learning, large-scale model evolution, federated knowledge integration, and enterprise-wide distribution. However, the value of these capabilities depends on more than model performance alone. Industrial AI systems frequently operate within environments where model outputs may influence physical assets, energy infrastructures, production processes, maintenance activities, transportation systems, and safety-related decisions. Consequently, organizations must establish governance mechanisms that ensure AI models remain reliable, traceable, secure, operationally compatible, and appropriate for their intended use throughout their lifecycle. Model governance therefore serves as the framework through which technological innovation is balanced with operational assurance, enabling industrial AI systems to evolve while maintaining accountability, trustworthiness, and compliance. Table 9.2-B7 summarizes the principal governance, validation, and lifecycle-assurance functions that support the safe and dependable deployment of cloud-assisted industrial AI.

Table 9.2-B7 presents the major functions associated with model governance, validation, and lifecycle assurance in cloud-assisted industrial AI environments. The table identifies the primary objectives of each governance function, the assessment activities used to evaluate candidate models, the governance outcomes resulting from those activities, and the industrial value they provide. Collectively, these functions establish a structured framework through which AI models can be developed, validated, authorized, deployed, monitored, refined, and retired in a controlled and auditable manner. The table emphasizes that industrial AI deployment is not solely a technical process but also a governance process that connects cloud-scale learning with operational reliability, safety assurance, cybersecurity protection, and enterprise accountability.

Table 9.2-B7 – Model Governance, Validation, and Lifecycle Assurance Functions for Cloud-Assisted Industrial AI

Governance Function	Primary Objective	Key Assessment Activities	Governance Outcomes	Industrial Value
Training Reproducibility	Ensure traceability and repeatability of model development	Dataset versioning, feature tracking, hyperparameter documentation, dependency management	Reproducible training workflows	Auditability and controlled model evolution
Performance and Robustness Evaluation	Validate model effectiveness under representative conditions	Accuracy assessment, uncertainty analysis, abnormal-condition testing, stress evaluation	Verified performance characteristics	Increased reliability and trust
Cross-Facility Generalization Assessment	Verify applicability across multiple operating environments	Multi-facility testing, domain adaptation analysis, transferability assessment	Enterprise-ready model validation	Improved deployment scalability
Operational Resource Assessment	Confirm compatibility with deployment infrastructure	Latency testing, memory profiling, accelerator compatibility assessment, workload evaluation	Platform-specific deployment readiness	Operational feasibility
Safety and Policy Compatibility	Ensure compliance with operational constraints and safety boundaries	Safety reviews, control-boundary verification, policy-conformance testing	Authorized operational usage	Reduced operational risk

Security and Supply-Chain Verification	Protect against malicious modification and compromised dependencies	Integrity verification, provenance validation, dependency analysis, access-control review	Trusted model artifacts	Enhanced cybersecurity
Controlled Deployment and Rollback	Manage deployment risk	Shadow testing, canary releases, staged deployment, rollback planning	Controlled model introduction	Safer operational adoption
Continuous Post-Deployment Assessment	Monitor long-term model behavior	Drift detection, uncertainty monitoring, resource tracking, operational-performance analysis	Continuous assurance feedback	Sustained effectiveness
Lifecycle Governance and Approval	Coordinate model transitions throughout their lifecycle	Governance review, approval workflows, compliance assessment, audit management	Managed AI lifecycle	Enterprise accountability

Source: *Adapted from industrial MLOps frameworks, AI governance methodologies, safety-critical AI deployment practices, model-risk management frameworks, and industrial lifecycle-assurance architectures.*

Understanding Model Governance as an Operational Assurance Framework

Table 9.2-B7 illustrates that successful industrial AI deployment requires more than accurate prediction models and sophisticated machine-learning algorithms. While training processes generate candidate models, governance mechanisms determine whether those models are suitable for operational use. The table therefore presents model governance as a comprehensive assurance framework designed to evaluate technical performance, operational compatibility, safety implications, cybersecurity integrity, and lifecycle management requirements before and after deployment.

A central insight emerging from the table is that industrial AI functions as an operational asset whose behavior remains controlled, observable, and accountable throughout its entire lifecycle.

Establishing Trust Through Training Reproducibility

The first governance function identified in the table is **Training Reproducibility**.

Industrial AI systems frequently undergo multiple cycles of retraining, refinement, and optimization. Without rigorous documentation and version management, organizations may struggle to understand why performance changes occur or how a deployed model was originally created.

The table highlights activities such as dataset versioning, feature tracking, hyperparameter documentation, and dependency management. These practices establish the traceability required to recreate training conditions, audit development decisions, investigate unexpected behavior, and maintain consistency throughout the model lifecycle.

As a result, reproducibility serves as the foundation for trustworthy model evolution.

Validating Reliability Through Performance and Robustness Evaluation

Model accuracy alone rarely provides a sufficient basis for deployment decisions.

The **Performance and Robustness Evaluation** function extends assessment beyond conventional metrics by incorporating uncertainty analysis, abnormal-condition testing, stress evaluation, and robustness assessments. As shown in the table, this process helps expose weaknesses that may remain hidden when models are evaluated solely under normal operating conditions.

Particularly in industrial environments, rare events and abnormal scenarios can have disproportionate operational consequences. Comprehensive robustness evaluation therefore improves confidence that model behavior remains reliable under diverse conditions.

Assessing Enterprise Readiness Through Cross-Facility Generalization

Industrial enterprises often seek to deploy AI systems across multiple facilities operating under different environmental, operational, and equipment conditions.

The table identifies **Cross-Facility Generalization Assessment** as a mechanism for determining whether models have learned transferable relationships or merely captured patterns unique to their training environments. Multi-facility testing, transferability analysis, and domain-adaptation assessments help evaluate the extent to which learned intelligence can support broader enterprise deployment.

This function is particularly important because models that perform well at one location may not automatically generalize to other facilities.

Evaluating Realistic Deployment Constraints

Even highly accurate models may be unsuitable for deployment if they exceed available computational resources.

The **Operational Resource Assessment** function evaluates latency requirements, memory consumption, processor utilization, hardware compatibility, and execution stability. As shown in the table, these assessments determine whether candidate models can operate effectively within the constraints of edge devices, industrial gateways, facility servers, or cloud environments.

This process ensures that deployment decisions account for practical infrastructure limitations rather than model performance alone.

Maintaining Safe Operations Through Policy Compatibility

The table further highlights the importance of **Safety and Policy Compatibility**.

Industrial AI systems frequently interact with environments governed by operational procedures, safety constraints, regulatory requirements, and organizational policies. Candidate models must therefore be evaluated with respect to these constraints before deployment.

Safety reviews, policy-verification procedures, and control-boundary assessments ensure that AI systems remain aligned with established operational safeguards. Importantly, this function reinforces the principle that AI complements existing safety architectures rather than replacing independently validated protection mechanisms.

Protecting the AI Supply Chain

Another significant governance function identified in the table is **Security and Supply-Chain Verification**.

Modern AI systems depend upon training pipelines, software libraries, cloud services, deployment platforms, and model artifacts that may originate from multiple sources. Consequently, securing the AI supply chain becomes a critical governance responsibility.

The table shows that integrity verification, provenance tracking, access-control reviews, and dependency analyses help establish trust in model artifacts and reduce exposure to compromised components or unauthorized modification.

This capability supports both cybersecurity resilience and long-term lifecycle assurance.

Managing Deployment Risk Through Controlled Release

The **Controlled Deployment and Rollback** function addresses one of the most important transitions within the model lifecycle: moving from development to operational use.

Industrial organizations typically avoid immediate enterprise-wide deployment of newly developed models. Instead, deployment strategies such as shadow testing, canary releases, staged activation, and rollback planning allow organizations to evaluate candidate models incrementally.

The table illustrates how controlled deployment reduces operational risk while providing mechanisms for rapid recovery when unexpected behavior occurs.

Sustaining Trust Through Continuous Post-Deployment Assessment

Model governance does not end when deployment begins.

The table identifies **Continuous Post-Deployment Assessment** as an ongoing process involving drift detection, uncertainty monitoring, operational-performance analysis, and resource-utilization tracking. These activities help organizations identify changes in model behavior, operational conditions, or environmental characteristics that may reduce effectiveness over time.

Continuous monitoring therefore transforms governance from a single approval event into a long-term operational capability.

Coordinating the Lifecycle Through Governance and Approval Processes

The final row of the table focuses on **Lifecycle Governance and Approval**.

Industrial AI systems often operate within complex organizational environments involving engineering teams, operational personnel, safety specialists, cybersecurity professionals, and regulatory stakeholders. Governance processes coordinate their participation through approval workflows, compliance assessments, audit mechanisms, and lifecycle-management procedures.

The table demonstrates that successful industrial AI deployment requires coordination among technical, operational, and organizational perspectives.

Governance as the Bridge Between Innovation and Operations

A broader theme emerging from Table 9.2-B7 is that governance functions collectively serve as a bridge between cloud-scale innovation and real-world industrial operation.

Cloud infrastructures enable rapid experimentation, large-scale training, federated learning, and continuous model evolution. Governance mechanisms ensure that the output of those activities remains compatible with operational realities. Reproducibility supports accountability, validation supports reliability, security protects the learning ecosystem, deployment controls reduce risk, and monitoring provides continuous assurance.

Together, these mechanisms transform model development from a research activity into an operationally dependable engineering discipline.

Overall Significance

Overall, Table 9.2-B7 demonstrates that model governance, validation, and lifecycle assurance are essential components of cloud-assisted industrial AI systems. Through reproducibility controls, robustness evaluation, cross-facility validation, resource assessment, safety verification, cybersecurity protections, controlled deployment processes, and continuous monitoring, organizations establish a structured framework for managing AI throughout its operational lifecycle. This framework ensures that industrial AI systems evolve in a controlled, auditable, and trustworthy manner while maintaining alignment with technical requirements, operational constraints, regulatory obligations, and organizational objectives. Consequently, model lifecycle assurance serves as the governance bridge that enables continuous AI innovation without sacrificing industrial reliability, safety, or accountability.

Model governance thus connects cloud-scale learning with the operational realities of distributed industrial systems. It establishes a structured assurance framework through which enterprise-level intelligence evolves while maintaining technical reproducibility, operational compatibility, cybersecurity integrity, and safety compliance.

While Table 9.2-B7 summarizes the principal governance, validation, and assurance functions required for cloud-assisted industrial AI systems, these functions achieve their greatest value when viewed as components of an integrated lifecycle-management architecture. In practice, reproducibility controls, validation procedures, safety reviews, cybersecurity assessments, deployment policies, monitoring mechanisms, and retraining activities do not operate independently. Rather, they form a coordinated governance framework that accompanies a model throughout its entire operational existence. This framework ensures that cloud-generated intelligence is introduced into industrial environments only after appropriate evaluation and remains subject to continuous oversight after deployment. Figure 9.2-B7 illustrates this end-to-end governance architecture and demonstrates how lifecycle assurance transforms model development from a purely technical activity into a controlled operational process.

Figure 9.2-B7 presents a comprehensive model-governance, validation, and lifecycle-assurance architecture for cloud-assisted industrial AI systems. The figure illustrates how candidate models progress through a structured sequence of reproducibility controls, performance validation, safety and security reviews, deployment authorization, operational monitoring, and continuous refinement. Rather than treating deployment as the final stage of model development, the architecture establishes an ongoing assurance process that continuously evaluates model performance, detects operational changes, and supports controlled model evolution. Through these mechanisms, organizations can maintain confidence that industrial AI systems remain reliable, secure, traceable, and operationally appropriate throughout their lifecycle.

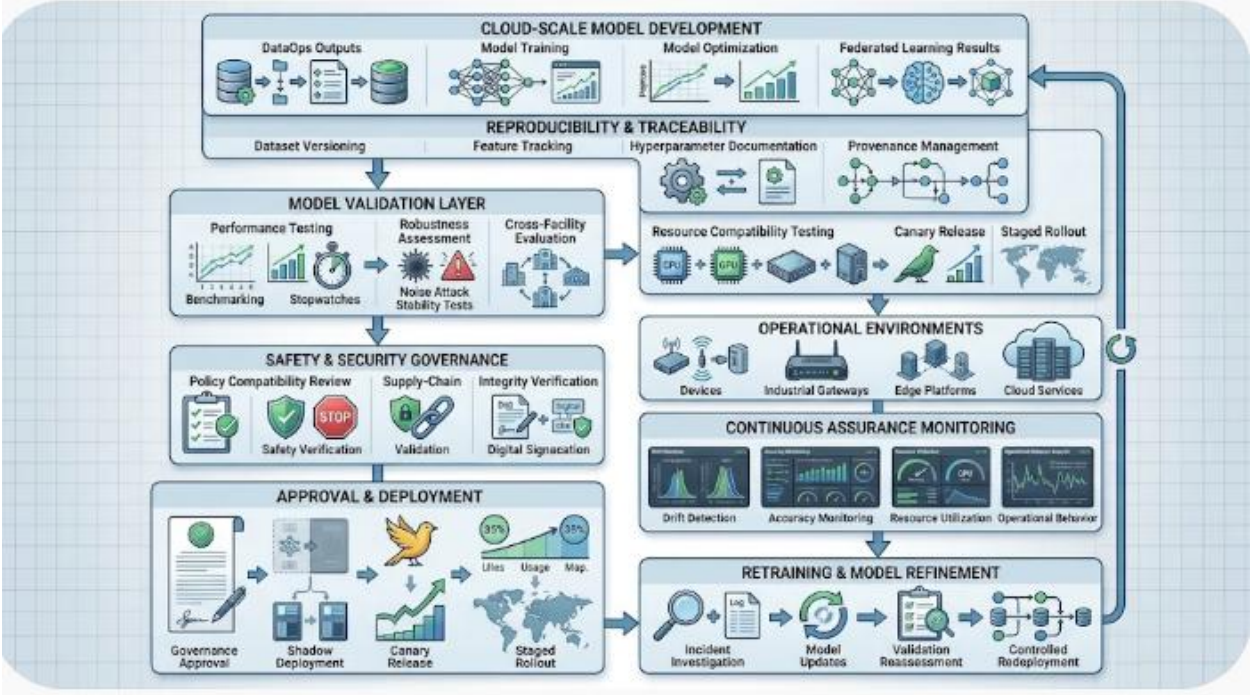

Figure 9.2-B7 – Model Governance, Validation, and Lifecycle Assurance Architecture

The figure illustrates a governance-centered industrial AI lifecycle that connects cloud-scale model development with operational deployment and continuous assurance. Candidate models pass through reproducibility controls, validation procedures, safety and cybersecurity reviews, governance approval workflows, and controlled deployment mechanisms before entering operational environments. Once deployed, continuous monitoring evaluates performance, resource utilization, operational behavior, and model drift. Observed deficiencies trigger investigation, refinement, retraining, and redeployment activities, creating a closed-loop assurance framework that supports trustworthy and continuously evolving industrial AI systems.

Legend

Figure Element	*Description*
Cloud-Scale Model Development	*Environment in which industrial AI models are created, trained, optimized, and prepared for evaluation.*
DataOps Outputs	*Governed datasets, engineered features, labels, and training assets produced through Industrial DataOps processes.*
Model Training	*Development of candidate AI models using curated industrial datasets.*
Model Optimization	*Refinement of model architectures, parameters, hyperparameters, and computational efficiency.*
Federated Learning Results	*Models and learning outcomes generated through distributed enterprise training processes.*
Reproducibility & Traceability	*Governance layer responsible for ensuring repeatability and auditability of model development.*
Dataset Versioning	*Documentation and management of dataset revisions used during training.*
Feature Tracking	*Management of feature definitions and transformations across model versions.*
Hyperparameter Documentation	*Recording of training configurations and optimization settings.*
Provenance Management	*Tracking of model origins, dependencies, and lifecycle history.*
Model Validation Layer	*Technical assessment environment used to determine model readiness.*
Performance Testing	*Evaluation of predictive effectiveness using representative benchmarks.*
Robustness Assessment	*Examination of behavior under noise, uncertainty, disturbances, and abnormal conditions.*
Cross-Facility Evaluation	*Validation across diverse operational environments and facilities.*
Resource Compatibility Testing	*Assessment of latency, memory usage, processor utilization, and deployment feasibility.*

Safety & Security Governance	*Governance framework responsible for ensuring compliance with operational and cybersecurity requirements.*
Policy Compatibility Review	*Verification of alignment with operational rules and organizational requirements.*
Safety Verification	*Assessment of behavior relative to safety constraints and protection mechanisms.*
Supply-Chain Validation	*Verification of dependencies, software components, and model provenance.*
Integrity Verification	*Use of cryptographic and verification mechanisms to confirm authenticity.*
Approval & Deployment	*Controlled authorization and rollout process for candidate models.*
Governance Approval	*Formal authorization to proceed with deployment activities.*
Shadow Deployment	*Evaluation under production conditions without affecting operational decisions.*
Canary Release	*Limited deployment to selected environments for risk-controlled evaluation.*
Staged Rollout	*Gradual expansion of deployment scope based on observed performance.*
Operational Environments	*Physical and digital systems in which approved models execute.*
Devices	*Embedded systems and intelligent industrial assets.*
Industrial Gateways	*Intermediate computing platforms supporting local coordination and inference.*
Edge Platforms	*Facility-level computing environments supporting industrial operations.*
Cloud Services	*Centralized computing platforms supporting advanced analytics and coordination.*
Continuous Assurance Monitoring	*Ongoing evaluation of deployed-model behavior.*
Drift Detection	*Identification of changes in input distributions and operational conditions.*

Accuracy Monitoring	*Continuous assessment of predictive performance after deployment.*
Resource Utilization Monitoring	*Tracking of computational and energy requirements.*
Operational Behavior Analysis	*Evaluation of real-world model behavior and operational outcomes.*
Retraining & Model Refinement	*Lifecycle-management mechanisms used to improve deployed models.*
Incident Investigation	*Analysis of unexpected outcomes and operational issues.*
Model Updates	*Development of revised candidate models.*
Validation Reassessment	*Re-evaluation of updated models prior to deployment.*
Controlled Redeployment	*Reintroduction of approved model versions through governed release processes.*
Lifecycle Feedback Loop	*Continuous cycle connecting deployment experiences to future model improvement.*

Understanding Governance as a Continuous Lifecycle Process

Figure 9.2-B7 illustrates that governance within industrial AI systems extends far beyond pre-deployment testing. Rather than functioning as a checkpoint applied at the end of model development, governance accompanies a model throughout its entire lifecycle, from initial training to deployment, operational monitoring, refinement, and eventual replacement.

The figure therefore presents assurance as a continuous process rather than a one-time approval event.

Establishing Accountability at the Point of Model Creation

The architecture begins with **Cloud-Scale Model Development**, where candidate AI systems are created using DataOps outputs, optimization processes, and federated-learning results.

The figure emphasizes that governance begins at the earliest stages of model development. Models are not treated as isolated software artifacts but as managed assets whose origins, development processes, and training history must remain traceable.

This perspective supports accountability and lifecycle transparency.

Reproducibility and Traceability as Foundations of Trust

The first governance layer encountered by candidate models is **Reproducibility & Traceability**.

Dataset versioning, feature tracking, hyperparameter documentation, and provenance management collectively ensure that organizations can reconstruct how a model was developed and explain why specific performance outcomes were achieved.

The figure correctly positions these capabilities early in the lifecycle because every subsequent governance activity depends upon reliable records and traceable development processes.

Technical Validation Beyond Accuracy Metrics

The **Model Validation Layer** reinforces an important principle of industrial AI: deployment suitability cannot be determined using accuracy alone.

Performance testing, robustness assessment, cross-facility evaluation, and resource-compatibility testing provide a broader understanding of model behavior across operational environments and deployment platforms.

The figure demonstrates that candidate models must satisfy multiple technical criteria before progressing toward operational use.

Integrating Safety and Security Into Model Approval

A particularly strong aspect of the figure is the dedicated **Safety & Security Governance** layer.

Industrial AI systems often influence physical processes, production scheduling, maintenance planning, and operational decisions. Consequently, safety, policy compliance, cybersecurity integrity, and supply-chain security must be evaluated explicitly before deployment authorization is granted.

This separation highlights that safety and security are independent governance concerns rather than secondary performance metrics.

Controlling Deployment Risk

The **Approval & Deployment** stage illustrates how organizations manage the transition from development to operation.

Governance approval, shadow deployment, canary releases, and staged rollout procedures allow candidate models to be introduced into operational environments gradually and under controlled conditions.

The architecture therefore minimizes the likelihood that an unexpected model deficiency will produce widespread operational consequences.

Operational Environments as Governance Participants

The figure also emphasizes that governance continues after deployment.

Devices, gateways, edge platforms, and cloud services become active sources of feedback regarding model behavior. Operational systems therefore participate directly in lifecycle assurance rather than serving merely as deployment targets.

This perspective aligns with modern MLOps and industrial AI governance frameworks.

Continuous Assurance Monitoring

The **Continuous Assurance Monitoring** layer forms the core of long-term lifecycle oversight.

Drift detection, accuracy monitoring, resource-utilization assessment, and operational-behavior analysis allow organizations to identify emerging issues before they significantly affect operations.

The figure demonstrates that model reliability must be verified continuously because operational environments evolve over time.

Retraining and Controlled Refinement

The architecture concludes with **Retraining & Model Refinement**, which transforms monitoring insights into future improvements.

Incident investigations, model updates, validation reassessment, and controlled redeployment ensure that changes occur within the same governance framework used for initial deployment.

This prevents uncontrolled model evolution while allowing intelligence capabilities to improve continuously.

The Closed-Loop Nature of Lifecycle Assurance

One of the most valuable aspects of the figure is the large feedback loop connecting monitoring and refinement activities back to development and validation.

This feedback loop illustrates that governance is not a linear process with a defined endpoint. Operational experiences continuously generate new information that influences future model updates, creating an ongoing cycle of improvement and assurance.

The result is a continuously managed AI ecosystem rather than a collection of static

deployments.

Overall Significance

Overall, Figure 9.2-B7 demonstrates how model governance, validation, and lifecycle assurance provide the organizational and technical framework necessary for dependable industrial AI deployment. By integrating reproducibility controls, validation procedures, safety and cybersecurity governance, deployment management, operational monitoring, and controlled model refinement into a unified lifecycle architecture, organizations can ensure that AI systems remain trustworthy, accountable, and operationally effective throughout their existence. The resulting framework enables continuous innovation while maintaining the reliability, safety, compliance, and governance standards required for industrial-scale AI adoption.

Rather than permitting unrestricted model updates, this framework ensures that each model transition follows a controlled sequence of development, evaluation, authorization, deployment, monitoring, and refinement. **Model lifecycle assurance therefore serves as the governance bridge between continuous AI innovation and dependable industrial operation.**

vii. Why Cloud-Scale AI Training Pipelines Matter

The preceding discussion has demonstrated that cloud-assisted industrial AI extends far beyond traditional machine-learning workflows. Industrial intelligence emerges from a coordinated ecosystem of distributed data ingestion, semantic alignment, Industrial DataOps, large-scale model training, simulation-assisted learning, federated knowledge integration, and governance-driven model lifecycle management. Collectively, these capabilities enable organizations to transform operational experience into increasingly sophisticated AI systems. However, the strategic value of this architecture becomes most apparent when considering the limitations that would exist in its absence.

Without cloud-scale AI training pipelines, industrial AI systems would depend primarily on the data, computational resources, and learning opportunities available within individual devices, machines, facilities, or operational domains. While local intelligence can support immediate decision-making, its perspective is inherently constrained by the conditions encountered within a limited operational environment. Models trained exclusively on local observations may fail to capture broader patterns, emerging failure modes, cross-facility relationships, or rare operational events that occur infrequently at a single site. As a result, learning becomes fragmented, organizational knowledge remains isolated, and AI capabilities may diverge significantly across different facilities.

Such limitations become increasingly problematic as industrial systems evolve. Equipment ages, production processes change, environmental conditions vary, operating regimes shift, supply chains adapt, and new categories of failures emerge over time. Models that are not continuously updated risk becoming less representative of current operational realities. Performance gradually deteriorates as the relationship between observed conditions and the assumptions embedded within older training datasets becomes increasingly misaligned. In highly dynamic industrial environments, maintaining long-term model effectiveness therefore requires learning infrastructures capable of incorporating new knowledge continuously and at scale.

Cloud-scale AI training pipelines address these challenges by providing a unified learning ecosystem through which operational intelligence can be collected, integrated, refined, validated, and redistributed across the enterprise. Rather than allowing each facility to learn independently, cloud infrastructures enable organizations to aggregate knowledge from diverse operational contexts, develop increasingly sophisticated AI models, leverage simulation environments, and distribute validated improvements throughout the hybrid edge-cloud architecture. In doing so, cloud-based training transforms isolated operational experiences into enterprise-wide intelligence assets.

The principal benefits of cloud-scale AI training pipelines include:

Continuous Adaptation

Industrial environments are continuously evolving. Equipment wear, maintenance interventions, environmental variations, production changes, and changing operational priorities can all alter the relationships learned by AI models.

Cloud-scale learning pipelines enable periodic, event-triggered, or continuously managed retraining processes that allow models to adapt as conditions change. This continuous adaptation helps maintain predictive accuracy, operational relevance, and long-term model effectiveness.

Cross-Facility Generalization

Individual facilities typically observe only a subset of possible operating conditions.

By integrating learning across multiple facilities, cloud-assisted AI systems can identify recurring patterns, failure signatures, degradation trends, and operational relationships that remain invisible within isolated environments. This broader perspective improves model generalization and allows facilities to benefit from organizational knowledge accumulated elsewhere in the enterprise.

Improved Rare-Event Coverage

Many industrial events of greatest importance occur infrequently.

Equipment failures, abnormal operating conditions, environmental disruptions, cybersecurity incidents, and safety-critical scenarios may be insufficiently represented within locally collected datasets. Cloud-scale training pipelines combine historical failure analysis, synthetic data generation, simulation-assisted learning, and digital-twin technologies to expand the range of scenarios available for model development and validation.

This capability improves robustness while reducing reliance on scarce real-world failure examples.

Computational Scalability

Modern industrial AI increasingly relies on computationally intensive architectures, including deep neural networks, transformer-based systems, graph neural networks, reinforcement-learning agents, and industrial foundation models.

Training and optimizing these architectures frequently exceed the practical computational limits of embedded devices and many edge environments. Cloud infrastructures provide the scalable processing resources, distributed computation frameworks, and specialized AI accelerators necessary to support large-scale industrial learning workloads.

Collaborative Enterprise Learning

Industrial knowledge is often distributed across geographically separated facilities, fleets, operational domains, and business units.

Through federated learning, coordinated aggregation, and governed model-sharing mechanisms, cloud-scale training pipelines enable organizations to combine distributed learning contributions into enterprise-wide intelligence assets. This approach supports collaborative learning while respecting data-sovereignty requirements, privacy constraints, security objectives, and local governance policies.

Consistent Model Lifecycle Management

As industrial AI systems proliferate across organizations, managing model versions becomes increasingly complex.

Cloud-based lifecycle-management frameworks provide centralized or coordinated mechanisms for version control, validation, deployment governance, monitoring, rollback, auditability, and

retraining. This consistency improves operational reliability while reducing the risks associated with unmanaged model evolution.

Continuous Edge Improvement

One of the most important outcomes of cloud-assisted learning is the ability to improve intelligence at the operational edge.

Cloud-trained models can be optimized, compressed, validated, and redistributed to edge devices, robots, autonomous vehicles, industrial gateways, and facility-level AI systems. These refined models enhance local inference performance while preserving the responsiveness, autonomy, and resilience advantages of distributed intelligence architectures.

As a result, local systems continue benefiting from enterprise-scale learning without sacrificing operational independence.

Enterprise Knowledge Preservation and Organizational Memory

Cloud-scale training pipelines also serve as mechanisms for preserving organizational knowledge over time.

Operational lessons learned from equipment failures, maintenance interventions, optimization initiatives, and unusual operating conditions are incorporated into continuously evolving AI models. This process transforms transient operational experiences into reusable intelligence that remains available even as personnel, equipment, facilities, and operating conditions change.

Consequently, the enterprise develops a growing institutional memory that supports long-term operational improvement.

Accelerated Innovation and Decision Support

By integrating operational data, simulation environments, digital twins, and enterprise learning systems, cloud-scale AI infrastructures significantly accelerate innovation.

Organizations can evaluate new strategies, validate alternative operating policies, develop advanced predictive capabilities, and test emerging AI technologies more rapidly than would be possible through localized learning processes alone. This capability improves organizational agility and supports more informed decision-making across all operational levels.

Ultimately, cloud-scale training pipelines transform industrial AI from a collection of independently developed and locally maintained models into a **continuously evolving enterprise-wide learning architecture**. Every participating facility, machine, robot, vehicle,

sensor network, and operational system becomes both a consumer and contributor of organizational intelligence. Operational observations generated throughout the enterprise contribute to shared learning processes, while validated improvements are redistributed to the environments where they generate additional value. Subject to appropriate governance, security, privacy, and regulatory controls, this creates a self-reinforcing cycle of collective intelligence that continuously expands the organization's ability to understand, predict, and optimize industrial operations.

However, learning from historical observations, distributed operations, simulation environments, and federated knowledge sources represents only one dimension of enterprise intelligence. Cloud-scale training pipelines explain how AI systems acquire knowledge, refine their internal representations, improve predictive performance, and generalize across diverse operating environments. They do not, by themselves, determine how organizations anticipate future developments across entire industrial ecosystems or coordinate actions in response to emerging enterprise-wide conditions.

With cloud-scale training establishing the foundation for continuous model evolution, organizational learning, and enterprise intelligence generation, the next architectural requirement is **global AI predictive modeling for fleet-level and network-wide optimization**. This capability extends beyond learning from historical experience and focuses on anticipating future conditions across interconnected industrial environments. Through large-scale predictive analytics, cloud intelligence forecasts equipment failures, fleet behavior, production bottlenecks, energy demand, logistics disruptions, supply-chain dynamics, infrastructure constraints, and broader operational trends. In doing so, cloud-assisted AI transforms accumulated knowledge into proactive foresight, enabling organizations not merely to understand what has happened, but to anticipate what is likely to happen next and optimize enterprise-wide decisions accordingly.

b. Global AI Predictive Modeling for Fleet-Level and Network-Wide Optimization

Global AI predictive modeling is the cloud-scale intelligence capability that transforms distributed industrial telemetry, historical operational records, and continuously evolving AI models into enterprise-wide foresight. It enables industrial organizations to anticipate equipment failures, forecast fleet behavior, identify emerging operational risks, optimize resource utilization, and coordinate decisions across geographically distributed facilities and interconnected industrial networks.

Whereas cloud-scale AI training pipelines establish how industrial models acquire knowledge, evolve, and generalize across different operating environments, global predictive modeling applies this learned intelligence to anticipate future conditions and evaluate their potential operational consequences. It shifts industrial decision-making from primarily reactive responses based on current or historical conditions toward **proactive, prediction-driven operational management**.

This capability becomes particularly important in large industrial ecosystems involving thousands of interconnected assets, including autonomous mobile robots, automated guided vehicles (AGVs), industrial manipulators, autonomous vehicles, inspection drones, turbines, conveyors, production machinery, energy infrastructure, and distributed sensing systems. These assets do not operate independently. Their behavior is influenced by shared resources, production dependencies, environmental conditions, transportation networks, communication infrastructure, and enterprise-level operational objectives.

For example, a developing mechanical problem in one production facility may affect production capacity, inventory availability, and delivery schedules at several other facilities. Similarly, an energy-demand increase in one geographic region may influence the allocation of power resources across interconnected buildings and microgrids. A predictive model operating at the level of an individual machine may detect a local problem, but cloud-scale intelligence can identify its potential implications for the wider industrial network.

Global predictive modeling therefore extends beyond forecasting the condition of individual assets. It constructs a broader understanding of how equipment, facilities, fleets, resources, and operational processes interact over time. Its purpose is to identify emerging conditions early enough to support coordinated planning and intervention before localized problems become enterprise-wide disruptions.

From an explicit AI architectural perspective, global predictive modeling consists of **four major cognitive subsystems**: multi-facility telemetry fusion and global context construction, fleet-level predictive maintenance and failure forecasting, network-wide optimization and cross-facility

coordination, and system-level anomaly correlation with early-warning intelligence. The principal cognitive subsystems, analytical functions, and enterprise-level capabilities associated with global AI predictive modeling are summarized in Table 9.2-B8.

Cloud-scale AI training pipelines provide the mechanisms through which industrial intelligence acquires knowledge, adapts to changing conditions, and evolves over time. However, learning from historical and operational data represents only one dimension of enterprise-scale intelligence. Equally important is the ability to apply this knowledge to anticipate future conditions, estimate emerging risks, and coordinate actions across interconnected industrial environments. Global AI predictive modeling addresses this challenge by transforming distributed observations, continuously refined AI models, and enterprise data assets into forward-looking operational intelligence. Rather than focusing solely on the current state of individual assets, predictive intelligence evaluates how equipment, facilities, fleets, logistics systems, energy infrastructures, and operational processes are likely to evolve and interact over time. Table 9.2-B8 summarizes the principal cognitive subsystems that enable this transition from historical learning to enterprise-wide predictive foresight and optimization.

Table 9.2-B8 presents the major cognitive subsystems that comprise a global AI predictive modeling architecture for fleet-level and network-wide industrial optimization. The table identifies the primary analytical functions, enabling AI technologies, information inputs, operational outputs, and enterprise-level benefits associated with each subsystem. Collectively, these capabilities transform distributed operational data into predictive intelligence that supports maintenance planning, resource allocation, anomaly detection, risk assessment, and coordinated decision-making across interconnected industrial ecosystems.

Unlike localized monitoring systems that focus on the condition of individual assets or facilities, global predictive modeling operates across enterprise-wide operational networks. The architecture integrates information from multiple facilities, equipment populations, fleets, logistics systems, energy infrastructures, and business processes to develop predictive representations of future system behavior. Through this broader perspective, organizations can make proactive decisions based not only on current conditions but also on anticipated future developments and their likely operational consequences.

Table 9.2-B8 – Global AI Predictive Modeling Subsystems and Enterprise-Wide Optimization Functions

Cognitive Subsystem	Primary Objective	Key AI Technologies	Major Inputs	Principal Outputs	Enterprise Value
1. Multi-Facility Telemetry Fusion and Global Context Construction	Integrate distributed operational data into a unified enterprise context	Transformers, spatiotemporal learning, GNNs, multimodal fusion, industrial ontologies	Sensors, robots, vehicles, energy systems, logistics platforms, ERP systems, maintenance records	Global operational context, dependency models, contextual representations	Enterprise-wide situational awareness
2. Fleet-Level Predictive Maintenance and Failure Forecasting	Forecast degradation, failure risk, and maintenance requirements across equipment populations	Survival analysis, RUL models, temporal neural networks, anomaly-to-failure models, multimodal forecasting	Equipment telemetry, vibration data, thermal measurements, maintenance history, inspection records	Failure probabilities, remaining useful life estimates, maintenance priorities	Risk-informed maintenance planning
3. Network-Wide Predictive Optimization and Cross-Facility Coordination	Forecast operational conditions and optimize enterprise resources	Long-horizon forecasting, reinforcement learning, MARL, graph optimization, hybrid symbolic-neural optimization	Demand forecasts, production schedules, logistics data, energy conditions, resource availability	Optimized production plans, maintenance schedules, fleet-routing strategies, resource-allocation policies	Coordinated enterprise-wide decision-making

4. System-Level Anomaly Correlation and Early-Warning Intelligence	Identify emerging enterprise-level disruptions before operational impacts occur	Cross-domain anomaly graphs, causal inference, anomaly intelligence, predictive alerting	Distributed anomaly signals, telemetry, operational events, infrastructure metrics	Early warnings, root-cause hypotheses, risk propagation assessments	Proactive disruption management
5. Uncertainty-Aware Forecasting and Predictive Confidence Management	Quantify reliability and confidence of predictions	Probabilistic learning, prediction intervals, Bayesian approaches, scenario modeling	Forecast outputs, confidence metrics, uncertainty estimates, historical accuracy data	Confidence scores, risk ranges, decision-support recommendations	Improved trust and decision quality
Global Optimization and Decision Layer	Translate predictions into operational actions	Optimization engines, constraint solvers, resource-planning systems	Forecasts, constraints, enterprise objectives	Enterprise-scale plans and interventions	Conversion of foresight into action
Governance and Operational Oversight Layer	Ensure responsible and validated use of predictive intelligence	Monitoring systems, audit frameworks, policy controls, validation workflows	Forecasts, recommendations, performance metrics	Approved actions, verified models, governance records	Trustworthy enterprise AI operations

The table summarizes the principal cognitive subsystems that transform distributed industrial observations into enterprise-wide predictive intelligence. Together, these subsystems enable industrial organizations to anticipate future conditions, coordinate resources across facilities, identify emerging risks, and optimize operational performance on a fleet-wide and network-wide scale.

Table 9.2-B8 illustrates that enterprise-scale predictive intelligence emerges through the coordinated interaction of multiple analytical subsystems rather than a single forecasting model. The table demonstrates how cloud-based AI architectures progressively transform distributed observations into predictive insights, optimization recommendations, risk assessments, and coordinated operational actions. Together, these subsystems enable industrial organizations to move beyond retrospective analysis and toward proactive, prediction-driven management of complex industrial ecosystems.

One of the most important observations from Table 9.2-B8 is the foundational role of **multi-facility telemetry fusion and global context construction**. Predictive intelligence depends not only on the quantity of operational data available but also on the ability to establish meaningful relationships among distributed observations. Industrial systems generate information from diverse sources, including factories, vehicles, robots, energy infrastructures, logistics systems, and enterprise applications. Individually, these observations provide localized perspectives on system behavior. Through fusion, contextualization, semantic integration, and graph-based modeling, cloud intelligence transforms these fragmented observations into a coherent enterprise-wide operational representation. This global context serves as the foundation upon which all subsequent forecasting and optimization activities depend.

The table further highlights the importance of **fleet-level predictive maintenance and failure forecasting** as one of the most direct applications of predictive intelligence. Traditional maintenance approaches frequently focus on individual assets or predefined maintenance schedules. Fleet-level predictive modeling extends this perspective across entire populations of machines, vehicles, robots, and infrastructure assets. By learning from shared degradation patterns and historical operating behavior, cloud-scale models can identify emerging risks at earlier stages and support coordinated maintenance planning across geographically distributed facilities. This broader perspective enables organizations to optimize maintenance resources while reducing the likelihood of unexpected disruptions.

Another notable feature of the table is the transition from prediction to **network-wide optimization and cross-facility coordination**. Forecasting alone provides limited value unless it can influence operational decisions. Consequently, predictive outputs become inputs to optimization systems responsible for coordinating production schedules, logistics activities,

energy utilization, workforce allocation, maintenance planning, and resource distribution. The table demonstrates that global AI intelligence extends beyond simply anticipating future events. It also evaluates alternative operational strategies and identifies actions that best satisfy enterprise objectives under anticipated future conditions. This distinction illustrates the complementary relationship between forecasting and optimization within industrial decision-making.

The inclusion of **system-level anomaly correlation and early-warning intelligence** reflects the increasing importance of identifying risks that are not visible within isolated operational domains. Many significant industrial disruptions emerge gradually through subtle relationships among multiple facilities, assets, or operational systems. A localized anomaly may appear insignificant when examined independently but become highly consequential when correlated with similar observations occurring elsewhere in the enterprise. Through cross-domain anomaly analysis, root-cause inference, and predictive alerting, cloud intelligence can identify developing conditions before they evolve into large-scale operational disruptions. The table therefore emphasizes predictive intelligence as both a forecasting and risk-management capability.

A particularly important observation concerns the role of **uncertainty-aware forecasting and confidence management**. Industrial environments are characterized by incomplete information, changing operating conditions, evolving asset behavior, and uncertain future events. Consequently, predictive intelligence must communicate not only what may occur but also how confident the system is in its predictions. The inclusion of uncertainty management highlights an important principle of industrial AI: decision-makers require an understanding of prediction reliability in addition to the prediction itself. Confidence estimates, scenario analysis, and forecast uncertainty provide the contextual information necessary for risk-informed operational planning.

The table also reveals the critical function of the **global optimization and decision layer**, which serves as the bridge between predictive foresight and operational action. This layer translates forecasts, anomaly assessments, maintenance predictions, and confidence estimates into practical plans and recommendations. By incorporating organizational objectives, operational constraints, and predicted future conditions, optimization systems enable enterprises to allocate resources proactively rather than merely reacting to emerging problems. This transformation from prediction to action represents one of the defining characteristics of enterprise-scale AI intelligence.

Equally important is the inclusion of the **governance and operational oversight layer**, which ensures that predictive recommendations are implemented responsibly and appropriately. Enterprise-wide predictive intelligence may influence production schedules, maintenance

priorities, logistics operations, energy strategies, and resource allocation decisions. Consequently, predictive outputs require validation, monitoring, traceability, and policy oversight before influencing operational activities. Governance mechanisms ensure that predictive intelligence remains aligned with organizational objectives, regulatory requirements, cybersecurity standards, and operational constraints.

The table further demonstrates a progression from **observation to foresight to coordinated action**. Information first enters the architecture through telemetry fusion and context construction. Forecasting models then transform this information into predictions concerning equipment behavior, operational performance, and future conditions. Optimization systems evaluate potential responses, anomaly-intelligence systems identify emerging risks, uncertainty-management components assess confidence levels, and governance processes ensure appropriate implementation. This progression illustrates the complete predictive-intelligence lifecycle rather than isolated analytical functions.

From an organizational perspective, Table 9.2-B8 reveals how predictive intelligence enables a shift from facility-centric decision-making to enterprise-wide operational coordination. Rather than treating machines, facilities, fleets, and infrastructures as independent units, the architecture models them as interconnected components of a shared operational ecosystem. This broader perspective allows organizations to identify dependencies, anticipate disruptions, coordinate resources, and optimize performance across an entire industrial network.

Ultimately, Table 9.2-B2 demonstrates that global AI predictive modeling transforms industrial enterprises into predictive intelligence ecosystems capable of anticipating future conditions and coordinating responses at scale. Through telemetry fusion, predictive maintenance, optimization, anomaly intelligence, uncertainty management, and governance, the architecture provides a structured framework for converting distributed operational observations into enterprise-wide foresight. The result is a decision environment in which organizations can move beyond reactive management and toward proactive, coordinated, and data-driven operational optimization.

Table 9.2-B2 identified the principal cognitive subsystems that enable global AI predictive modeling, ranging from telemetry fusion and predictive maintenance to enterprise optimization, anomaly intelligence, and uncertainty-aware decision support. While the table summarizes the functional responsibilities of these components, it does not fully illustrate how predictive information flows through the enterprise intelligence architecture to support coordinated operational decision-making. In practice, predictive intelligence emerges through a continuous sequence of context construction, forecasting, optimization, risk assessment, and feedback-driven refinement. Distributed observations from facilities, fleets, infrastructure

systems, and enterprise platforms are transformed into forecasts and recommendations that influence production planning, maintenance strategies, logistics coordination, energy management, and risk mitigation activities. Figure 9.2-B2 illustrates this end-to-end predictive intelligence architecture, demonstrating how cloud-scale AI converts enterprise-wide operational data into coordinated foresight and optimization across interconnected industrial networks.

Figure 9.2-B8 presents a global AI predictive intelligence architecture designed to support fleet-level forecasting, enterprise-wide optimization, and network-scale operational coordination. The architecture illustrates how distributed industrial observations are fused into a global operational context that supports predictive maintenance, resource forecasting, production planning, anomaly correlation, and enterprise decision-making. Rather than operating as isolated analytical functions, these capabilities form an integrated predictive ecosystem in which forecasts continuously influence optimization decisions and operational actions.

The figure also emphasizes the progression from observation to foresight and ultimately to coordinated enterprise action. Information originating from industrial facilities, fleets, infrastructure systems, and enterprise applications is transformed into predictive intelligence through cloud-scale analytics. These predictions are then evaluated within optimization and decision-support processes that help organizations anticipate disruptions, coordinate resources, and improve operational performance across distributed industrial environments.

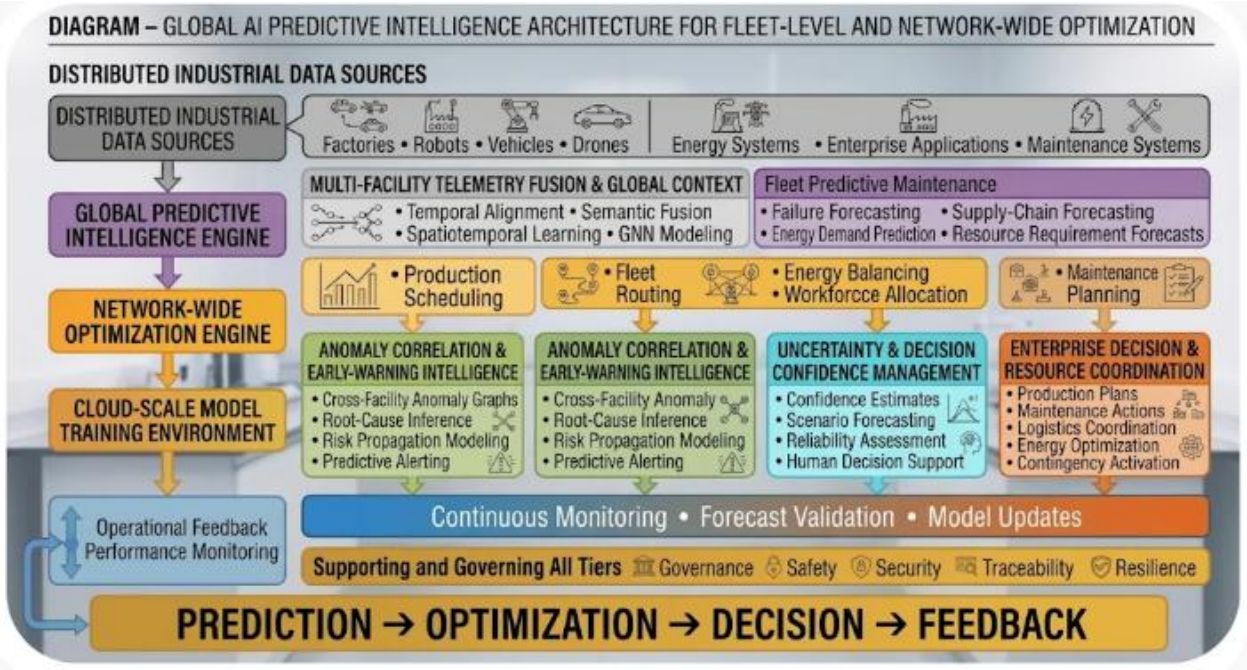

Figure 9.2-B8 – Global AI Predictive Intelligence Architecture for Fleet-Level and Network-Wide Optimization

The figure illustrates a cloud-scale predictive intelligence framework that integrates distributed industrial observations into enterprise-wide forecasting and decision-support processes. Data from factories, robots, vehicles, drones, energy systems, enterprise applications, and maintenance platforms are fused into a global operational context using semantic integration, temporal alignment, multimodal analytics, spatiotemporal learning, and graph-based modeling. Predictive intelligence engines generate forecasts related to equipment health, resource requirements, energy demand, supply-chain performance, and operational conditions. These forecasts support enterprise optimization activities including production scheduling, fleet routing, energy balancing, workforce allocation, and maintenance planning. System-level anomaly intelligence, root-cause inference, uncertainty-aware forecasting, and decision-confidence management further enhance operational awareness. Continuous monitoring, forecast validation, and model updates establish a recurring feedback cycle that supports ongoing improvement of predictive capabilities across the industrial enterprise.

Legend

Figure Element	***Description***
Distributed Industrial Data Sources	*Enterprise-wide operational information collected from geographically distributed industrial environments.*
Factories	*Production systems, manufacturing lines, industrial automation assets, and operational facilities.*
Robots	*Industrial manipulators, autonomous systems, mobile robots, and collaborative robotic platforms.*
Vehicles	*Autonomous vehicles, AGVs, transportation assets, and mobile equipment fleets.*
Drones	*Inspection systems providing imagery, thermal analysis, and infrastructure observations.*
Energy Systems	*Electrical infrastructure, microgrids, storage systems, renewable energy assets, and utility networks.*
Enterprise Applications	*ERP systems, scheduling platforms, inventory systems, and operational business applications.*

Maintenance Systems	*Asset-management platforms, work-order systems, condition-monitoring databases, and maintenance records.*
Global Predictive Intelligence Engine	*Core analytical environment responsible for context construction, forecasting, and predictive reasoning.*
Multi-Facility Telemetry Fusion and Global Context	*Integrates heterogeneous information into an enterprise-wide representation of industrial operations.*
Temporal Alignment	*Associates observations according to operational timing and event relationships.*
Semantic Fusion	*Establishes common meaning across OT and IT information sources.*
Spatiotemporal Learning	*Learns patterns across multiple locations and time horizons.*
Graph Neural Network Modeling	*Represents dependencies among assets, facilities, fleets, and infrastructure systems.*
Fleet Predictive Maintenance	*Forecasts degradation patterns, maintenance requirements, and asset health across equipment populations.*
Failure Forecasting	*Estimates future operational failures and degradation trajectories.*
Supply-Chain Forecasting	*Predicts resource availability, logistics conditions, and distribution constraints.*
Energy Demand Prediction	*Forecasts future energy requirements across facilities and infrastructure.*
Resource Requirement Forecasts	*Anticipates labor, equipment, material, and computational resource needs.*

Network-Wide Optimization Engine	*Converts forecasts into coordinated operational strategies and enterprise plans.*
Production Scheduling	*Optimizes manufacturing activities across multiple facilities.*
Fleet Routing	*Coordinates transportation, AGV, drone, and mobile-asset operations.*
Energy Balancing	*Allocates energy resources across interconnected facilities and systems.*
Workforce Allocation	*Coordinates personnel deployment and operational staffing requirements.*
Maintenance Planning	*Aligns maintenance activities with predicted asset conditions and operational priorities.*
Anomaly Correlation and Early-Warning Intelligence	*Identifies emerging risks and correlated abnormal behavior across multiple operational domains.*
Cross-Facility Anomaly Graphs	*Detects interconnected anomalies spanning assets, facilities, and infrastructure networks.*
Root-Cause Inference	*Evaluates plausible explanations for observed abnormal conditions.*
Risk Propagation Modeling	*Estimates how disruptions may spread through interconnected systems.*
Predictive Alerting	*Generates prioritized warnings before operational disruptions become severe.*
Uncertainty and Decision Confidence Management	*Evaluates forecast reliability and predictive confidence.*
Confidence Estimates	*Quantifies certainty associated with forecasts and recommendations.*

Scenario Forecasting	*Evaluates multiple possible future operating conditions.*
Reliability Assessment	*Measures forecast quality and prediction trustworthiness.*
Human Decision Support	*Provides supporting evidence and contextual information for operational planning.*
Enterprise Decision and Resource Coordination	*Converts predictive intelligence into actionable enterprise plans and interventions.*
Continuous Monitoring, Forecast Validation, and Model Updates	*Supports ongoing refinement and performance improvement of predictive systems.*
Governance, Safety, Security, Traceability, and Resilience	*Cross-cutting assurance mechanisms that govern predictive intelligence operations.*
Prediction → Optimization → Decision → Feedback Cycle	*Continuous closed-loop enterprise intelligence process supporting adaptive industrial operations.*

Figure 9.2-B8 illustrates how global predictive intelligence transforms distributed operational observations into coordinated enterprise foresight. Rather than limiting intelligence to localized equipment monitoring or facility-level analysis, the architecture integrates data from multiple operational domains to support forecasting, optimization, risk assessment, and decision-making across entire industrial ecosystems. The figure demonstrates that predictive intelligence emerges through a continuous interaction between forecasting models, optimization processes, operational actions, and feedback-driven learning.

One of the most significant insights provided by Figure 9.2-B8 is the central role of **global context construction** in enabling enterprise-scale predictive intelligence. Industrial organizations generate vast quantities of operational information from factories, robots, vehicles, drones, energy infrastructures, business systems, and maintenance platforms. Viewed independently, these observations provide only localized perspectives on operational conditions. The architecture therefore begins by integrating these diverse information streams through telemetry fusion, semantic alignment, temporal correlation, and graph-based relationship modeling. This process establishes a unified representation of enterprise operations that supports predictive reasoning across organizational boundaries.

The figure also highlights the importance of the **global predictive intelligence engine** as the analytical core of the architecture. Through spatiotemporal learning, graph neural networks, forecasting models, and multimodal fusion techniques, the system develops enterprise-wide predictions concerning equipment health, supply-chain conditions, energy demand, resource utilization, and operational risk. These forecasts extend beyond individual assets or facilities and instead capture broader relationships among interconnected industrial systems. Consequently, predictive intelligence becomes a mechanism for understanding how local operational changes may influence enterprise-wide outcomes.

A particularly important aspect of the figure is its emphasis on **fleet-level predictive maintenance as part of a larger enterprise intelligence framework**. Equipment-health forecasting is presented not as an isolated maintenance function but as one element within a broader predictive ecosystem. Failure predictions, degradation forecasts, and maintenance requirements contribute to operational planning, resource allocation, logistics coordination, and production scheduling activities. This reflects the reality that equipment conditions influence many other aspects of industrial performance and therefore must be evaluated within a larger operational context.

The architecture further demonstrates the transition from **prediction to optimization**. Predictive models estimate future conditions, but operational value is realized only when those forecasts influence decision-making processes. The network-wide optimization engine converts anticipated conditions into coordinated actions related to production scheduling, fleet routing, workforce deployment, energy balancing, and maintenance planning. This distinction reinforces an important principle of industrial AI: predictive accuracy alone does not create value. Rather, value emerges when forecasts inform decisions that improve future operational outcomes.

Another notable feature of the figure is the inclusion of **system-level anomaly intelligence and early-warning capabilities**. Industrial disruptions often develop gradually and involve interactions among multiple subsystems. By examining correlated anomalies across facilities, production systems, logistics networks, and infrastructure assets, the architecture can identify emerging risks that would remain difficult to detect within localized monitoring systems. Root-cause inference and risk-propagation analysis further enable organizations to anticipate the broader consequences of developing problems before those problems result in significant operational disruptions.

The figure also emphasizes the importance of **uncertainty-aware forecasting and decision-confidence management**. Predictive intelligence inherently involves uncertainty because future conditions cannot be known with complete certainty. Consequently, forecasts are accompanied by confidence estimates, scenario analyses, reliability assessments, and contextual explanations

that help operational teams interpret predictive recommendations appropriately. This capability supports risk-informed decision-making and helps ensure that predictive outputs are evaluated according to their reliability as well as their projected outcomes.

Another important observation concerns the architecture's treatment of **enterprise decision and resource coordination**. The system does not merely generate analytical reports. Instead, predictive intelligence directly influences practical activities such as maintenance planning, logistics scheduling, production coordination, contingency preparation, and energy management. This integration of forecasting with operational execution transforms predictive modeling from a passive analytical tool into an active participant in enterprise decision-making.

The continuous monitoring and forecast-validation layer further illustrates that predictive intelligence is not static. Forecasts are continuously compared against actual outcomes, and performance measurements are fed back into subsequent learning cycles. This adaptive feedback structure allows predictive models to evolve as equipment ages, processes change, operating conditions shift, and new patterns emerge throughout the enterprise environment.

Equally important are the governance, safety, security, traceability, and resilience mechanisms

that span the entire architecture. The figure reinforces the principle that predictive intelligence must operate within organizational, operational, and regulatory constraints. These governance functions help ensure that forecasts, optimization recommendations, and automated decision-support capabilities remain trustworthy and aligned with enterprise objectives.

Ultimately, Figure 9.2-B8 demonstrates that global predictive modeling transforms industrial operations from collections of independently managed assets into coordinated predictive intelligence networks. Through telemetry fusion, enterprise forecasting, optimization, anomaly intelligence, uncertainty management, and continuous learning, the architecture enables organizations to anticipate emerging conditions, coordinate enterprise resources, and respond proactively to future challenges. The resulting capability provides not only visibility into current operations but also actionable foresight that supports resilient, efficient, and strategically aligned industrial decision-making.

i. Multi-Facility Telemetry Fusion and Global Context Construction

Global predictive intelligence begins with the integration of operational information from geographically distributed facilities, mobile assets, industrial infrastructure, and enterprise information systems. Unlike local edge intelligence, which primarily interprets observations within a machine, production line, or facility, cloud-scale predictive modeling must correlate information across multiple operational domains.

Relevant data sources include:

- **Factory Automation and Production Systems.** Machine operating states, PLC events, robotic trajectories, production throughput, equipment utilization, process parameters, quality measurements, and maintenance histories.
- **Autonomous Vehicle and Mobile Robot Fleets.** Vehicle locations, navigation trajectories, battery conditions, motor temperatures, payload information, route completion times, obstacle detections, and charging requirements.
- **Aerial Inspection and Drone Systems.** Flight trajectories, structural imagery, thermal observations, battery consumption, weather conditions, inspection results, and component-health indicators.
- **Energy and Utility Infrastructure.** Electricity demand, generation capacity, storage levels, power-quality measurements, microgrid conditions, equipment temperatures, and renewable-energy availability.
- **Logistics and Material-Handling Networks.** AGV movements, warehouse inventory, conveyor utilization, loading schedules, shipment status, and material-flow constraints.
- **Environmental and Building Systems.** Temperature, humidity, air quality, occupancy, weather conditions, ventilation performance, and facility energy consumption.
- **Enterprise Information Systems.** Production schedules, inventory records, procurement information, maintenance work orders, supply-chain status, labor availability, and operational cost indicators.

These sources produce heterogeneous observations with different sampling rates, spatial references, temporal characteristics, and semantic representations. Global predictive modeling must therefore establish a consistent representation of the industrial environment before attempting to forecast its future behavior.

Cloud AI performs several complementary fusion and contextualization operations:

- **Cross-Site Temporal Alignment.** Data streams from different facilities and assets are synchronized or associated according to their timestamps, sampling intervals, and operational events. This allows the system to correlate equipment degradation with production schedules, environmental changes, maintenance interventions, and other time-dependent conditions. Temporal alignment must account for clock differences, communication delays, missing observations, and asynchronous data collection.

- **Semantic and Contextual Fusion.** OT and IT information is integrated through equipment identifiers, industrial ontologies, asset hierarchies, production relationships, and digital-thread mappings. This enables the system to interpret measurements according to their operational meaning rather than treating every observation as an isolated numerical value.
- **Spatiotemporal Representation Learning.** Transformer-based sequence models, temporal neural networks, and spatiotemporal encoders learn relationships among observations collected across different locations and time periods. These models can identify patterns involving equipment utilization, environmental conditions, transportation activity, and operational changes across geographically distributed facilities.
- **Graph-Based Industrial Relationship Modeling.** Graph neural networks represent relationships among machines, production lines, facilities, vehicles, suppliers, energy systems, and communication networks. Nodes may represent assets or operational entities, while edges describe physical, logistical, electrical, informational, or process dependencies. Graph-based learning allows predictive models to examine how changes in one component may influence interconnected components.
- **Multimodal Data Fusion.** Numerical telemetry, images, video, acoustic observations, maintenance documents, and operational logs can be combined into richer predictive representations. For example, thermal imagery from an inspection drone may be correlated with equipment temperature measurements, historical maintenance records, and power-consumption patterns.
- **Data Confidence and Provenance Assessment.** Each observation must retain information about its source, collection time, processing history, and reliability. Confidence-aware fusion helps prevent unreliable sensors, missing records, or delayed telemetry from disproportionately influencing enterprise-level predictions.

The preceding discussion has demonstrated that global predictive intelligence depends upon more than collecting large volumes of operational data from distributed industrial environments. To support fleet-level forecasting, enterprise optimization, and network-wide anomaly detection, cloud AI systems must transform heterogeneous observations into coherent representations that capture operational relationships, temporal dependencies, spatial interactions, and contextual meaning across the enterprise. This process involves multiple layers of synchronization, semantic integration, graph construction, multimodal fusion, and confidence-aware reasoning. Together, these mechanisms establish a shared operational

context in which observations originating from geographically separated facilities, mobile assets, energy infrastructures, logistics networks, and enterprise systems can be interpreted collectively rather than in isolation. Table 9.2-B9 summarizes the principal telemetry-fusion and context-construction functions that support the development of enterprise-scale predictive intelligence.

Table 9.2-B9 presents the major functions associated with multi-facility telemetry fusion and global context construction for fleet-level and network-wide predictive intelligence. The table identifies the primary data sources supporting each fusion process, the key processing activities involved, the knowledge assets produced, and the predictive value created by each capability. Collectively, these functions enable cloud-based AI systems to transform distributed observations into enterprise-scale situational awareness and predictive understanding. The table also highlights the progression from raw industrial telemetry to context-enriched operational intelligence capable of supporting forecasting, optimization, anomaly detection, and strategic decision-making across complex industrial ecosystems.

Table 9.2-B9 – Multi-Facility Telemetry Fusion and Global Context Construction Functions for Fleet-Level and Network-Wide Predictive Intelligence

Fusion Function	Primary Data Sources	Key Processing Activities	Resulting Knowledge Assets	Predictive Value
Cross-Site Temporal Alignment	Sensor streams, operational events, maintenance records, production schedules	Timestamp synchronization, delay correction, event correlation, sequence alignment	Time-consistent enterprise observations	Enables enterprise-wide temporal analysis
Semantic and Contextual Fusion	OT systems, IT systems, maintenance databases, ERP records	Ontology mapping, asset relationship alignment, digital-thread integration	Shared industrial context	Improves interpretation of operational data

Spatiotemporal Representation Learning	Facility telemetry, fleet observations, environmental measurements	Transformer learning, temporal encoding, spatial correlation extraction	Learned temporal-spatial patterns	Supports forecasting and trend prediction
Graph-Based Relationship Modeling	Machines, facilities, vehicles, energy assets, supply-chain entities	Graph construction, dependency discovery, relational learning	Industrial relationship graphs	Supports propagation and dependency analysis
Multimodal Data Fusion	Telemetry, images, video, acoustic data, documents, logs	Cross-modal representation learning, feature fusion	Unified multimodal knowledge representations	Improves predictive comprehensiveness
Data Confidence and Provenance Assessment	Metadata, source records, telemetry quality indicators	Confidence estimation, lineage tracking, reliability scoring	Trust-aware operational intelligence	Reduces impact of unreliable information
Global Context Construction	Outputs from all fusion layers	Enterprise-scale context integration	Unified operational state model	Provides enterprise-wide situational awareness
Predictive Knowledge Foundation	Context-aware enterprise intelligence	Pattern extraction and prediction support	Fleet-level predictive intelligence	Enables optimization and forecasting

Source: *Adapted from industrial AI knowledge-fusion frameworks, cloud-assisted predictive analytics architectures, industrial digital-thread models, graph-based industrial intelligence systems, and enterprise-scale AI forecasting methodologies.*

Understanding Global Context Construction

Table 9.2-B9 illustrates how enterprise-scale predictive intelligence is created through the systematic fusion of information originating from multiple facilities, infrastructure systems, autonomous assets, and enterprise applications. Unlike local AI systems that focus primarily on

immediate operational conditions, cloud-based predictive intelligence seeks to understand relationships and dependencies that span organizational boundaries, geographic regions, and operational domains.

A key insight emerging from the table is that predictive intelligence depends not merely on the quantity of information available but on the ability to transform distributed observations into a coherent understanding of the broader industrial environment.

Establishing Temporal Consistency Across the Enterprise

The first function identified in the table is **Cross-Site Temporal Alignment**.

Industrial enterprises generate observations at vastly different frequencies and timescales. Sensors may produce measurements every few milliseconds, while maintenance records, production schedules, and operational events may occur much less frequently. Furthermore, geographically distributed facilities often operate independently and may experience communication delays, asynchronous reporting, or missing observations.

The table demonstrates how synchronization, event correlation, sequence alignment, and temporal normalization establish a consistent time-based representation of distributed operations. This temporal consistency enables cloud AI systems to identify relationships among events occurring across multiple locations and operational contexts.

Without temporal alignment, enterprise-level pattern discovery would be significantly more difficult.

Creating Shared Meaning Through Semantic and Contextual Fusion

Industrial information acquires value only when it is interpreted within the correct operational context.

The **Semantic and Contextual Fusion** function shown in the table integrates OT information, IT records, maintenance databases, enterprise systems, and asset-management information into a unified representation. Through ontology mapping, digital-thread integration, equipment hierarchies, and asset-relationship modeling, observations are associated with their operational significance.

This capability enables AI systems to understand how measurements relate to equipment behavior, production objectives, maintenance activities, and broader business processes.

Consequently, predictive models learn from operational meaning rather than isolated data values.

Learning Enterprise-Wide Behavioral Patterns

The table highlights **Spatiotemporal Representation Learning** as a mechanism for capturing patterns distributed across time and geography.

Industrial organizations frequently operate fleets, facilities, and infrastructures that experience similar conditions at different locations and times. Spatiotemporal learning architectures process these observations to identify recurring operational trends, emerging risks, equipment-behavior patterns, and geographically distributed dependencies.

By learning from observations spanning multiple facilities and operational environments, cloud AI systems gain visibility into patterns that may remain invisible within a single site.

This capability forms an important foundation for enterprise-scale forecasting.

Modeling Industrial Dependencies Through Graph-Based Learning

Modern industrial environments consist of interconnected assets rather than isolated machines.

The **Graph-Based Relationship Modeling** function represents these connections by constructing relationship networks linking machines, production lines, facilities, fleets, suppliers, logistics systems, communication infrastructures, and energy resources.

The table demonstrates that graph-learning approaches allow AI systems to analyze how events occurring within one component may influence others. Disturbances, failures, bottlenecks, and operational changes can therefore be interpreted within the larger context of enterprise dependencies.

This capability is particularly valuable for predicting cascading effects and system-wide disruptions.

Combining Diverse Information Through Multimodal Fusion

The table also emphasizes the growing importance of **Multimodal Data Fusion**.

Industrial organizations increasingly capture information in multiple forms, including numerical telemetry, thermal imagery, inspection videos, acoustic observations, engineering documents, maintenance logs, and operational reports. Each modality provides a different perspective on system behavior.

Through multimodal fusion, these information sources are integrated into richer knowledge representations that provide more comprehensive situational awareness. For example, thermal imagery, motor-current signatures, and maintenance histories may collectively reveal equipment conditions that would not be apparent when analyzed independently.

The resulting representations support more robust and informative predictions.

Preserving Trust Through Confidence and Provenance Assessment

A particularly important function represented in the table is **Data Confidence and Provenance Assessment**.

Enterprise-scale predictive systems frequently receive information from thousands of devices, facilities, and operational platforms. Not all sources exhibit the same levels of reliability, accuracy, timeliness, or completeness.

The table demonstrates how confidence estimation, reliability scoring, lineage tracking, and provenance management enable AI systems to evaluate the trustworthiness of incoming observations. These mechanisms help reduce the influence of incomplete, delayed, corrupted, or unreliable information on prediction outcomes.

As predictive systems become larger and more distributed, confidence-aware intelligence becomes increasingly important.

Producing a Unified Operational Context

The **Global Context Construction** function represents the integration point for all preceding fusion processes.

Temporal alignment, semantic integration, graph-based relationship modeling, multimodal fusion, and confidence assessment collectively contribute to a unified operational state model describing conditions throughout the enterprise.

Rather than maintaining separate views of facilities, fleets, infrastructures, and operational systems, the architecture constructs a single enterprise-scale representation of industrial activity.

This unified context serves as the foundation upon which predictive modeling operates.

Enabling Predictive Intelligence at Enterprise Scale

The final function shown in the table is the creation of a **Predictive Knowledge Foundation**.

At this stage, enterprise information has been transformed into a high-level representation capable of supporting forecasting, optimization, anomaly detection, and decision support. The resulting intelligence does not merely describe current operations but provides the contextual awareness necessary to anticipate future developments.

Fleet-level forecasting, network-wide anomaly detection, predictive maintenance, logistics planning, energy optimization, and enterprise decision support all rely on this predictive foundation.

The table therefore illustrates how data fusion ultimately contributes to proactive operational intelligence.

From Isolated Observations to Enterprise Awareness

A broader theme emerging from Table 9.2-B9 is the transition from isolated observations to enterprise awareness.

Individual facilities generate local knowledge regarding machines, processes, and operations. Through telemetry fusion and context construction, cloud AI systems transform this fragmented information into an integrated view of enterprise behavior. The resulting intelligence captures relationships among assets, facilities, infrastructures, and operational activities that would otherwise remain hidden.

This transformation represents a critical step in the evolution from local automation toward enterprise-wide predictive intelligence.

Overall Significance

Overall, Table 9.2-B9 demonstrates that multi-facility telemetry fusion and global context construction form the foundational layer of fleet-level and network-wide predictive intelligence. Through temporal alignment, semantic integration, spatiotemporal learning, graph-based relationship modeling, multimodal fusion, and confidence-aware assessment, heterogeneous observations are transformed into a unified operational context capable of representing enterprise-wide conditions and dependencies. This context serves as the knowledge foundation upon which forecasting, optimization, anomaly detection, and strategic decision-support systems are built. Consequently, global predictive intelligence emerges not from any individual data source but from the coordinated integration and interpretation of information distributed throughout the industrial ecosystem.

The result is a **global operational context** that represents not merely the current condition of individual assets but also the relationships, dependencies, and evolving conditions across the industrial enterprise.

While Table 9.2-B9 summarizes the major telemetry-fusion and context-construction functions required for enterprise-scale predictive intelligence, these capabilities are most effectively understood when viewed as components of an integrated knowledge-generation architecture. In practice, temporal alignment, semantic integration, spatiotemporal learning, graph-based

relationship modeling, multimodal fusion, and confidence-aware reasoning operate together to transform heterogeneous observations into coherent enterprise awareness. Rather than producing isolated analytical outputs, these processes collectively establish a continuously evolving representation of industrial operations that captures dependencies, interactions, and emerging conditions across geographically distributed assets and facilities. Figure 9.2-B9 illustrates this architecture and demonstrates how diverse operational information is progressively transformed into the global context required for fleet-level forecasting, network-wide optimization, and enterprise decision support.

Figure 9.2-B9 presents a multi-layer architecture for telemetry fusion and global context construction within cloud-assisted predictive intelligence systems. The figure illustrates how heterogeneous observations originating from industrial facilities, autonomous fleets, infrastructure systems, logistics networks, environmental platforms, and enterprise applications are integrated into a unified representation of enterprise operations. Through temporal synchronization, semantic enrichment, graph-based relationship modeling, multimodal fusion, and advanced representation learning, cloud AI systems create a global operational context that captures relationships among assets, facilities, processes, and operational conditions. This context subsequently serves as the foundation for predictive analytics, anomaly detection, optimization, forecasting, and enterprise-wide decision support.

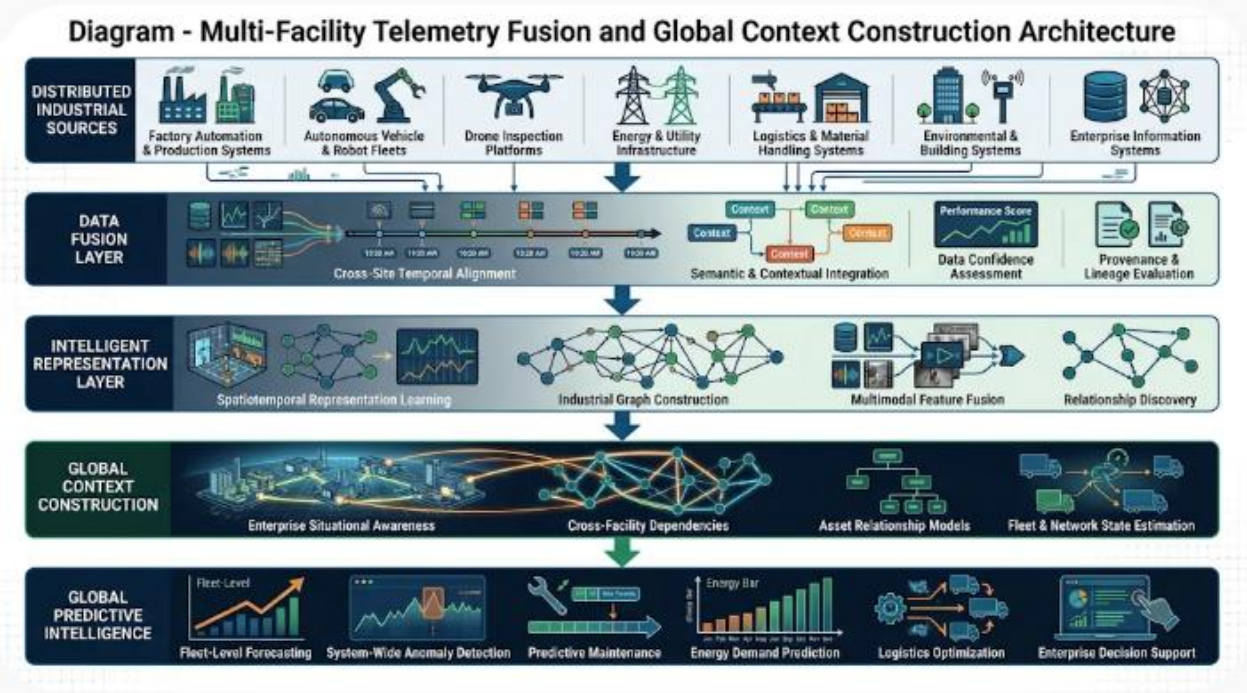

Figure 9.2-B9 – Multi-Facility Telemetry Fusion and Global Context Construction Architecture

The figure illustrates how distributed operational observations from industrial facilities, fleets, infrastructure systems, and enterprise applications are transformed into enterprise-scale predictive intelligence. Data-fusion mechanisms establish temporal consistency, semantic meaning, confidence awareness, and provenance traceability across heterogeneous information sources. Advanced representation-learning techniques subsequently model spatiotemporal patterns, asset relationships, and cross-domain dependencies to construct a unified global operational context. This context serves as the foundation for fleet-level forecasting, predictive maintenance, anomaly detection, energy optimization, logistics coordination, and strategic enterprise decision-making.

Legend

Figure Element	***Description***
Distributed Industrial Sources	*Operational and enterprise systems generating observations from multiple facilities, assets, and infrastructures.*
Factory Automation & Production Systems	*Manufacturing equipment, PLCs, robots, process-control systems, quality-management platforms, and production operations.*
Autonomous Vehicle & Robot Fleets	*Mobile robots, autonomous guided vehicles (AGVs), transportation fleets, and autonomous industrial assets.*
Drone Inspection Platforms	*Aerial systems collecting imagery, thermal observations, inspection data, and infrastructure assessments.*
Energy & Utility Infrastructure	*Power-generation, distribution, storage, microgrid, and utility-management systems.*
Logistics & Material Handling Systems	*Warehousing, conveyors, shipment tracking, inventory systems, and material-flow operations.*
Environmental & Building Systems	*Environmental monitoring, HVAC systems, facility management, occupancy sensing, and weather observations.*
Enterprise Information Systems	*ERP, MES, maintenance-management, procurement, planning, and supply-chain platforms.*
Data Fusion Layer	*Intelligence layer responsible for transforming heterogeneous observations into coherent enterprise information.*

Cross-Site Temporal Alignment	*Synchronization and correlation of observations across facilities, assets, and operational timelines.*
Semantic & Contextual Integration	*Association of observations with operational meaning, asset relationships, and industrial context.*
Data Confidence Assessment	*Estimation of source reliability, data quality, uncertainty, and observational trustworthiness.*
Provenance & Lineage Evaluation	*Tracking the origin, transformation history, and processing lifecycle of information.*
Intelligent Representation Layer	*AI-driven layer responsible for learning enterprise-scale operational representations.*
Spatiotemporal Representation Learning	*Discovery of patterns that span both geographic locations and temporal sequences.*
Industrial Graph Construction	*Modeling of relationships among facilities, assets, systems, and operational dependencies.*
Multimodal Feature Fusion	*Integration of telemetry, imagery, documents, acoustic data, logs, and structured information.*
Relationship Discovery	*Identification of latent dependencies among operational variables and industrial entities.*
Global Context Construction	*Enterprise awareness layer that synthesizes information into a unified operational perspective.*
Enterprise Situational Awareness	*Comprehensive understanding of current enterprise-wide operational conditions.*
Cross-Facility Dependencies	*Relationships among facilities, fleets, infrastructures, and production systems.*
Asset Relationship Models	*Representations describing interactions among industrial assets and operational entities.*

Fleet & Network State Estimation	*Enterprise-wide assessment of asset status, resource utilization, and operational conditions.*
Global Predictive Intelligence	*Predictive layer supporting future-oriented decision-making and optimization.*
Fleet-Level Forecasting	*Prediction of future fleet performance, utilization, and operational behavior.*
System-Wide Anomaly Detection	*Identification of emerging abnormalities across distributed operational environments.*
Predictive Maintenance	*Forecasting equipment degradation and maintenance requirements.*
Energy Demand Prediction	*Anticipation of future energy consumption and resource requirements.*
Logistics Optimization	*Prediction and optimization of material-flow and transportation activities.*
Enterprise Decision Support	*Strategic recommendations supporting organizational planning and operational decisions.*

Understanding Global Predictive Intelligence

Figure 9.2-B9 illustrates how cloud-assisted AI systems transform distributed industrial observations into enterprise-wide predictive awareness. Unlike edge-based intelligence, which focuses on individual assets or local facilities, the architecture integrates information across multiple operational domains to create a holistic understanding of enterprise conditions.

A key insight conveyed by the figure is that predictive intelligence emerges through the progressive transformation of raw observations into increasingly sophisticated representations of industrial reality.

Capturing Enterprise Knowledge from Diverse Sources

The architecture begins with **Distributed Industrial Sources**.

These sources represent the broad operational landscape from which enterprise knowledge is generated. Manufacturing systems, autonomous fleets, drone platforms, energy infrastructures, logistics networks, building systems, and enterprise applications all contribute observations describing different aspects of industrial operations.

The figure emphasizes that meaningful predictive intelligence requires visibility into both operational technology environments and enterprise-level business processes.

Creating Coherent Information Through Data Fusion

The **Data Fusion Layer** serves as the first stage of enterprise intelligence generation.

Because information originates from heterogeneous systems operating at different locations and timescales, it must first be synchronized, contextualized, and evaluated. Cross-site temporal alignment establishes consistency, semantic integration provides meaning, confidence assessment evaluates reliability, and provenance management supports traceability.

The figure demonstrates that predictive intelligence requires coherent information before advanced learning can occur.

Learning Enterprise Representations

The next stage, the **Intelligent Representation Layer**, introduces advanced AI techniques used to model enterprise behavior.

Spatiotemporal learning captures relationships distributed across time and geography. Graph-based approaches represent dependencies among facilities, assets, and infrastructures. Multimodal fusion combines observations from diverse information sources. Relationship-discovery mechanisms identify hidden patterns and interactions.

Collectively, these capabilities transform enterprise information into machine-understandable knowledge structures.

Constructing a Global Operational Context

The **Global Context Construction** layer represents the intellectual core of the architecture.

Rather than focusing on individual observations, this layer creates an enterprise-wide representation that captures situational awareness, operational dependencies, asset relationships, and network-wide conditions. The resulting context allows AI systems to evaluate localized events within the broader perspective of enterprise operations.

This step transforms data into operational understanding.

Enabling Enterprise Prediction

The final layer, **Global Predictive Intelligence**, converts enterprise understanding into actionable foresight.

The figure shows how the global context supports fleet-level forecasting, predictive maintenance, anomaly detection, energy prediction, logistics optimization, and enterprise decision support. These capabilities allow organizations to anticipate future conditions rather than react solely to current events.

The resulting predictive intelligence becomes a strategic asset for operational planning and optimization.

From Local Events to Enterprise Awareness

One of the most important concepts conveyed by the figure is the transition from local observations to enterprise awareness.

A vibration anomaly observed at one facility, increased energy usage at another, and changing logistics performance elsewhere may appear unrelated when viewed independently. Through telemetry fusion and context construction, however, these observations can be analyzed collectively to reveal broader operational patterns.

The architecture therefore enables organizations to understand relationships that transcend individual sites and isolated systems.

Overall Significance

Overall, Figure 9.2-B9 demonstrates how multi-facility telemetry fusion and global context construction establish the foundation for enterprise-scale predictive intelligence. By integrating operational observations from diverse industrial environments, enriching those observations through temporal and semantic fusion, modeling dependencies through advanced AI representations, and constructing a unified enterprise context, the architecture enables organizations to move beyond localized analytics toward fleet-level forecasting, network-wide optimization, and strategic decision support. In doing so, it transforms distributed industrial information into a cohesive and predictive understanding of enterprise operations.

Consider a company operating several manufacturing facilities. One facility reports increasing motor vibration, another reports elevated bearing temperatures, and a third experiences unusual increases in energy consumption. When analyzed independently, these observations may appear unrelated. A cloud-based predictive model can correlate them with equipment

type, operating load, maintenance history, and environmental conditions to determine whether they represent a common degradation pattern or separate local conditions.

This broader context provides the foundation for fleet-level forecasting, cross-facility optimization, and system-wide anomaly detection.

An important architectural distinction is that global context construction does not necessarily require transferring every raw observation to the cloud. Edge-level preprocessing, semantic extraction, event summarization, and privacy-preserving data-sharing mechanisms can reduce communication requirements while retaining the information needed for enterprise-level prediction.

The discussion of **Multi-Facility Telemetry Fusion and Global Context Construction** established how cloud-based predictive intelligence creates a unified enterprise view from geographically distributed operational observations. Through temporal alignment, semantic integration, graph-based relationship modeling, multimodal fusion, and context-aware reasoning, cloud AI systems develop an understanding of how assets, facilities, fleets, infrastructures, and business processes interact across the industrial enterprise. This global operational context provides the foundation upon which predictive intelligence is built, enabling organizations to move beyond isolated equipment monitoring and toward enterprise-wide awareness of emerging conditions, dependencies, and risks. However, understanding the current state of a distributed industrial ecosystem represents only the first step. The next challenge is determining how that information can be used to anticipate future asset behavior, maintenance requirements, and operational disruptions before they affect production, reliability, or safety.

This requirement leads directly to **Fleet-Level Predictive Maintenance and Failure Forecasting**. Once enterprise-scale context has been established, cloud AI systems can analyze patterns observed across entire populations of machines, vehicles, robots, production lines, and infrastructure assets to identify indicators of degradation, estimate remaining useful life, forecast failure probabilities, and predict future maintenance needs. Unlike traditional condition-monitoring approaches that focus on individual assets in isolation, fleet-level predictive intelligence leverages information collected from many similar assets operating under different workloads, environmental conditions, and maintenance histories. By learning from these distributed operational experiences, cloud-based models can recognize degradation signatures earlier, improve the accuracy of failure forecasts, and identify emerging reliability trends that may not be visible within a single facility.

Furthermore, fleet-level forecasting transforms maintenance from a reactive or schedule-driven activity into a proactive and risk-informed decision process. Predictive models can estimate

when failures are likely to occur, prioritize maintenance resources, identify common degradation mechanisms across asset populations, and coordinate maintenance planning across multiple facilities. As a result, enterprise-scale predictive maintenance not only improves equipment reliability but also supports production continuity, resource optimization, asset lifecycle management, and long-term operational resilience. Building upon the global context developed through telemetry fusion and enterprise-wide situational awareness, the following discussion examines how cloud-assisted AI systems convert distributed operational knowledge into actionable forecasts of equipment health, degradation behavior, and maintenance requirements across entire fleets and industrial networks.

ii. Fleet-Level Predictive Maintenance and Failure Forecasting

Fleet-level predictive maintenance extends equipment-health monitoring from individual machines to entire populations of interconnected industrial assets. Instead of evaluating each machine independently, cloud AI models learn from operational histories across multiple machines, facilities, and environmental conditions to identify common degradation patterns and estimate future maintenance requirements.

Traditional preventive maintenance often relies on predefined service intervals, equipment operating hours, or manufacturer recommendations. Condition-based maintenance uses current equipment measurements to determine whether maintenance is necessary. Predictive maintenance extends these approaches by estimating how equipment condition is likely to evolve and when an intervention may become necessary.

At the fleet level, the objective extends beyond predicting whether an individual machine is likely to fail. It is to determine **which assets require maintenance attention, when intervention is most appropriate, how failure risk is expected to evolve, and how maintenance resources can be optimally allocated across the enterprise**. This broader perspective transforms predictive maintenance from an equipment-level forecasting function into an enterprise-wide decision-support and resource-optimization capability.

Cloud-scale predictive models can forecast several categories of equipment degradation:

- **Mechanical Wear and Component Degradation.** Models analyze vibration, acoustic emissions, temperature, rotational speed, lubrication conditions, and operating loads to estimate the progressive deterioration of bearings, gears, shafts, motors, and other mechanical components.
- **Motor and Actuator Failure Probability.** Electrical-current signatures, thermal behavior, torque variations, operating cycles, and vibration patterns can help identify abnormal

motor conditions, actuator degradation, and developing electromechanical faults.

- **Battery Health and Remaining Useful Life.** Models analyze charging cycles, discharge rates, temperature exposure, voltage characteristics, and usage patterns to estimate battery degradation and remaining operational capacity across electric vehicle, drone, and mobile-robot fleets.
- **Sensor Degradation and Calibration Requirements.** Predictive models identify gradual measurement drift, increasing noise, inconsistent readings, and abnormal sensor behavior that may compromise the reliability of downstream control and monitoring systems.
- **Structural Fatigue and Material Degradation.** Aerial inspection systems, autonomous vehicles, turbines, bridges, and industrial structures may be monitored using vibration measurements, strain observations, thermal imagery, and visual inspection data to estimate fatigue accumulation and structural deterioration.
- **Hydraulic, Pneumatic, and Process-System Degradation.** Pressure fluctuations, flow variations, leakage indicators, temperature changes, and process-control deviations can provide predictive information about pumps, valves, compressors, pipelines, and related equipment.

To support these predictions, cloud-scale AI systems employ several complementary model families:

- **Survival Analysis and Remaining Useful Life Models.** These models estimate the probability that an asset or component will fail within a specified period, or estimate its remaining useful life under observed operating conditions. Neural survival models can learn nonlinear relationships among operating variables, degradation indicators, and historical failure events.
- **Temporal Convolutional and Recurrent Models.** Temporal convolutional networks, recurrent neural networks, and transformer-based sequence models identify changes and degradation patterns in time-series telemetry. They can learn how combinations of vibration, temperature, current, pressure, and utilization evolve before a failure occurs.
- **Graph Neural Networks for Fleet-Wide Correlation.** Graph-based models capture relationships among similar machines, interconnected production equipment, and assets sharing common environmental or operational conditions. They can identify correlated degradation patterns and help estimate how one equipment failure may affect dependent assets.

- **Anomaly-to-Failure Progression Models.** These models connect early abnormal observations with subsequent degradation stages and confirmed failure outcomes. They help distinguish transient anomalies from patterns that may indicate progressive equipment deterioration.
- **Multimodal Predictive Models.** Models combine sensor measurements, inspection imagery, maintenance records, and engineering information to develop more comprehensive equipment-health assessments.
- **Uncertainty-Aware Forecasting Models.** Predictive systems estimate not only expected failure times or degradation levels but also uncertainty ranges. This is important because industrial failures may be influenced by incomplete data, changing operating conditions, and previously unseen failure mechanisms.

The preceding discussion has shown that cloud-assisted predictive maintenance extends well beyond traditional condition monitoring by combining fleet-wide operational histories, enterprise-scale telemetry fusion, and advanced AI forecasting techniques. Rather than analyzing individual assets in isolation, modern predictive-maintenance systems learn from large populations of machines, vehicles, robots, infrastructure assets, and industrial processes operating under diverse conditions. This broader perspective enables predictive models to identify recurring degradation mechanisms, estimate failure probabilities, forecast remaining useful life, and support maintenance-planning decisions across the enterprise. As predictive maintenance evolves from an equipment-level diagnostic capability into a strategic operational function, it becomes necessary to examine the major degradation categories, predictive-modeling approaches, and decision-support mechanisms that collectively support fleet-level asset management. Table 9.2-B10 summarizes these functions and illustrates how cloud AI transforms distributed equipment observations into actionable maintenance intelligence.

Table 9.2-B10 presents the principal functions associated with fleet-level predictive maintenance and failure forecasting within cloud-assisted industrial AI environments. The table identifies major categories of equipment degradation, the operational data used to assess those conditions, the AI techniques applied to forecast future behavior, the predictive outputs generated by the models, and the corresponding value delivered to enterprise asset-management programs. Collectively, these functions demonstrate how cloud-scale analytics can transform telemetry, maintenance records, inspection data, and operational histories into forecasts that support maintenance prioritization, resource allocation, failure prevention, and lifecycle optimization across large populations of industrial assets.

Table 9.2-B10 – Fleet-Level Predictive Maintenance and Failure Forecasting Functions for Enterprise Asset Management

Predictive Function	Primary Data Sources	AI Techniques	Forecasting Outputs	Enterprise Maintenance Value
Mechanical Wear and Component Degradation Forecasting	Vibration, acoustic emissions, lubrication data, load conditions, temperature	Survival models, temporal neural networks, transformers	Bearing health, gear wear, shaft degradation, mechanical failure risk	Early intervention and reduced unplanned downtime
Motor and Actuator Failure Prediction	Current signatures, torque, thermal measurements, operating cycles, vibration	Temporal sequence models, anomaly progression models	Failure probability, degradation trends, maintenance priority	Improved equipment reliability
Battery Health and Remaining Useful Life Estimation	Charge cycles, discharge patterns, voltage behavior, temperature exposure	RUL models, deep-learning predictors, survival analysis	Battery-health score, remaining capacity, replacement forecasts	Fleet availability optimization
Sensor Health and Calibration Forecasting	Sensor noise, drift patterns, measurement consistency indicators	Anomaly detection, calibration-degradation models	Calibration schedules, sensor replacement recommendations	Improved monitoring accuracy
Structural Fatigue and Material Degradation Assessment	Thermal imagery, strain measurements, inspections, vibration data	Multimodal AI, computer vision, temporal forecasting	Fatigue accumulation, structural deterioration forecasts	Infrastructure risk reduction

Hydraulic, Pneumatic, and Process-System Forecasting	Flow rates, pressures, leakage indicators, control-system data	Sequence models, graph-based process analytics	Valve degradation, pump wear, process-failure probability	Improved process continuity
Fleet-Wide Correlation Analysis	Multi-facility operational histories	Graph neural networks, relationship learning	Cross-facility degradation patterns	Enterprise-level knowledge sharing
Anomaly-to-Failure Progression Modeling	Historical anomalies, maintenance outcomes, failure records	Temporal AI, progression-analysis models	Failure likelihood progression pathways	Improved maintenance prioritization
Uncertainty-Aware Maintenance Forecasting	Operational telemetry and confidence metadata	Probabilistic forecasting, Bayesian models, uncertainty estimation	Risk intervals, confidence scores, maintenance risk profiles	More informed maintenance planning
Maintenance Resource Optimization	Asset criticality, maintenance staffing, spare-part inventory, production schedules	Optimization engines, reinforcement learning	Maintenance priorities, inspection schedules, resource-allocation plans	Enterprise-wide maintenance efficiency

Source: *Adapted from predictive-maintenance architectures, prognostics and health-management (PHM) systems, industrial asset-management frameworks, reliability engineering, and cloud-based fleet-intelligence platforms.*

Understanding Predictive Maintenance as Enterprise Intelligence

Table 9.2-B10 illustrates the evolution of predictive maintenance from a localized equipment-monitoring activity into a comprehensive enterprise intelligence capability. Traditional maintenance strategies often focus on individual assets using fixed service schedules or current condition measurements. In contrast, fleet-level predictive maintenance seeks to understand

how equipment health evolves over time across entire populations of assets and operational environments.

A central insight emerging from the table is that predictive maintenance is no longer concerned solely with identifying potential failures. Instead, it supports strategic decisions regarding maintenance timing, asset prioritization, resource allocation, and operational-risk management across the enterprise.

Forecasting Mechanical Wear and Component Degradation

The first predictive function identified in the table is **Mechanical Wear and Component Degradation Forecasting**.

Many industrial failures originate from the progressive deterioration of bearings, gears, shafts, couplings, motors, and other mechanical components. By analyzing vibration signatures, acoustic emissions, lubrication conditions, operating loads, and temperature profiles, predictive models can estimate degradation trajectories before failures occur.

The table demonstrates that cloud AI systems transform these observations into forecasts describing component-health status, wear progression, and emerging failure risk. Early recognition of degradation patterns allows maintenance interventions to occur before equipment reliability is significantly affected.

Identifying Motor and Actuator Failure Risks

Industrial operations depend heavily on motors, drives, actuators, and electromechanical systems.

The **Motor and Actuator Failure Prediction** function uses electrical-current signatures, thermal measurements, torque characteristics, operating cycles, and vibration behavior to identify developing faults. Temporal sequence models and anomaly-progression techniques help detect subtle deviations that may indicate future performance degradation.

As shown in the table, the resulting predictions improve operational reliability while reducing the likelihood of unexpected equipment failures.

Managing Battery Fleets Through Remaining Useful Life Estimation

Battery-powered assets have become increasingly important within modern industrial environments.

Autonomous vehicles, drones, mobile robots, and energy-storage systems often depend on batteries whose performance degrades over time. The table highlights how predictive models

analyze charging behavior, discharge patterns, voltage characteristics, thermal exposure, and usage conditions to estimate battery health and remaining useful life.

These forecasts support replacement planning, charging optimization, and fleet-availability management while reducing the risk of unexpected energy-related disruptions.

Maintaining Measurement Integrity Through Sensor Health Forecasting

Reliable predictive intelligence depends upon reliable sensing infrastructure.

The table identifies **Sensor Health and Calibration Forecasting** as a function responsible for recognizing sensor degradation, measurement drift, increasing noise levels, and abnormal reporting behavior. AI-based calibration and anomaly-detection models evaluate the quality of measurement systems and anticipate when maintenance or recalibration may be necessary.

This capability helps preserve the accuracy of downstream monitoring, control, and predictive systems.

Protecting Infrastructure Through Structural Health Forecasting

Industrial organizations increasingly monitor infrastructure assets such as bridges, turbines, towers, transportation systems, and large industrial structures.

The **Structural Fatigue and Material Degradation Assessment** function combines thermal imagery, strain measurements, vibration observations, inspection records, and computer-vision analyses to estimate fatigue accumulation and long-term structural deterioration.

The table shows how multimodal predictive models help organizations identify infrastructure risks before they develop into costly failures or safety concerns.

Anticipating Process-System Degradation

The table also highlights **Hydraulic, Pneumatic, and Process-System Forecasting**.

Pumps, compressors, valves, pipelines, and process-control components often exhibit subtle changes long before failure occurs. Pressure fluctuations, leakage indicators, flow variations, and process-control deviations provide important signals regarding asset health.

By applying sequence-learning architectures and process-analytics models, cloud AI systems generate forecasts that support continuity, efficiency, and operational stability throughout industrial processes.

Discovering Fleet-Wide Failures Through Correlation Analysis

One of the most significant advantages of cloud-assisted predictive maintenance lies in its ability to analyze information across many facilities and assets simultaneously.

The **Fleet-Wide Correlation Analysis** function uses graph neural networks and relational-learning techniques to discover recurring degradation signatures and shared failure mechanisms across geographically distributed operations.

As the table demonstrates, this capability enables organizations to recognize reliability issues that might remain invisible within individual facilities while accelerating enterprise-wide learning.

Linking Early Anomalies to Future Failures

Not every anomaly signals an impending failure.

The **Anomaly-to-Failure Progression Modeling** function evaluates how abnormal observations evolve over time and identifies patterns most strongly associated with confirmed degradation events. Historical maintenance records, anomaly histories, and failure outcomes are used to distinguish transient irregularities from genuine deterioration processes.

This capability improves prioritization and reduces unnecessary maintenance activity.

Supporting Risk-Informed Decisions Through Uncertainty-Aware Forecasting

A particularly important feature represented in the table is **Uncertainty-Aware Maintenance Forecasting**.

Industrial predictions inevitably involve uncertainty because equipment conditions, operating environments, and failure mechanisms may change over time. Rather than producing single deterministic forecasts, modern AI systems often estimate confidence intervals, risk ranges, and probability distributions describing future outcomes.

The table illustrates how uncertainty-aware forecasting supports more informed decision-making and helps maintenance planners understand the confidence associated with predictive recommendations.

Transforming Predictions into Operational Strategy

The final function identified in the table is **Maintenance Resource Optimization**.

Predictions alone do not create value unless they influence operational decisions. Consequently, predictive forecasts must be integrated with asset criticality assessments, workforce availability, spare-parts inventories, production schedules, and maintenance priorities.

The table demonstrates how optimization engines and decision-support systems use predictive information to generate inspection priorities, maintenance schedules, intervention plans, and resource-allocation strategies.

This capability transforms predictive maintenance from a forecasting activity into a coordinated enterprise-management process.

From Asset Health Monitoring to Fleet Management

A broader lesson emerging from Table 9.2-B10 is that predictive maintenance becomes increasingly valuable as its scope expands from individual assets to entire asset populations.

Cloud AI systems do not simply predict failures. They identify patterns across fleets, learn from distributed operational experiences, estimate future risks, and coordinate maintenance decisions across multiple facilities. As a result, equipment management becomes more proactive, data-driven, and strategically aligned with enterprise objectives.

Overall Significance

Overall, Table 9.2-B10 demonstrates that fleet-level predictive maintenance and failure forecasting represent a critical application of cloud-assisted industrial AI. By combining telemetry fusion, degradation modeling, remaining-useful-life estimation, anomaly progression analysis, fleet-wide correlation discovery, uncertainty-aware prediction, and maintenance optimization, organizations can anticipate equipment failures before they occur and allocate resources more effectively across the enterprise. The resulting capability transforms maintenance from a reactive or schedule-driven activity into a risk-informed, predictive, and strategically coordinated function that enhances reliability, reduces downtime, extends asset lifecycles, and improves operational resilience across industrial ecosystems.

For example, consider a fleet of several hundred industrial motors distributed across multiple manufacturing facilities. Each motor generates telemetry involving vibration, temperature, current, rotational speed, and operating load. Local edge models detect immediate anomalies, while cloud models compare degradation trajectories across the entire fleet.

If a particular vibration-frequency pattern repeatedly precedes bearing failure in several facilities, the global model may recognize this pattern earlier than a facility-specific model trained on a smaller dataset. It can then estimate which other motors exhibit similar early-stage behavior and prioritize them for inspection.

However, a predicted failure probability does not automatically establish that maintenance occurs immediately. Maintenance decisions also consider equipment criticality, operational

consequences, spare-part availability, maintenance personnel, production schedules, and the cost of unnecessary intervention.

Consequently, predictive maintenance is most valuable when forecasting is integrated with maintenance planning and resource optimization. Cloud intelligence can recommend inspection priorities, estimate maintenance windows, coordinate spare-parts allocation, and identify opportunities to perform maintenance during planned production interruptions.

While Table 9.2-B10 summarizes the principal degradation categories, predictive-modeling approaches, and maintenance-planning functions that support fleet-level asset management, these capabilities are best understood as components of an integrated predictive-maintenance architecture. In practice, telemetry collected from distributed assets is continuously fused with maintenance histories, inspection results, and operational records before being analyzed by multiple predictive-model families. The resulting forecasts are subsequently translated into asset-health assessments, failure-risk estimates, maintenance priorities, and resource-allocation recommendations. Rather than functioning as isolated analytical processes, these capabilities form a coordinated enterprise intelligence workflow that connects asset monitoring with operational planning and maintenance optimization. Figure 9.2-B10 illustrates this architecture and demonstrates how distributed operational observations are transformed into actionable maintenance intelligence across industrial fleets and facilities.

Figure 9.2-B10 presents an enterprise-scale architecture for fleet-level predictive maintenance and failure forecasting. The figure illustrates how telemetry collected from diverse industrial assets is integrated into cloud-based predictive analytics environments that estimate degradation trends, remaining useful life, and failure probabilities across large equipment populations. By combining survival models, temporal learning architectures, graph-based analytics, multimodal predictive systems, and uncertainty-aware forecasting methods, the architecture produces fleet-wide health intelligence that supports maintenance planning, resource allocation, inspection prioritization, and enterprise asset-management decisions. The resulting framework transforms maintenance from a reactive operational activity into a predictive and strategically coordinated process.

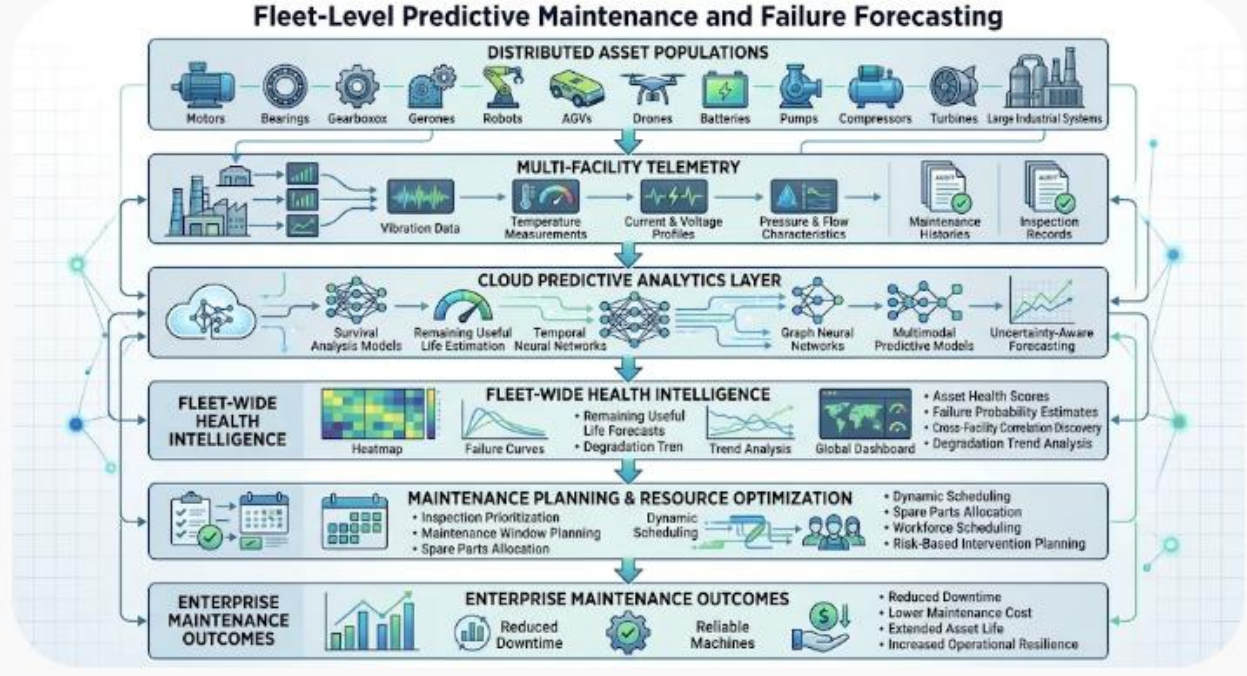

Figure 9.2-B10 – Fleet-Level Predictive Maintenance and Failure Forecasting Architecture

The figure illustrates how cloud-assisted AI systems transform telemetry collected from distributed industrial assets into enterprise-wide maintenance intelligence. Multi-facility operational observations are analyzed using survival-analysis models, remaining-useful-life estimators, temporal neural networks, graph-based learning systems, multimodal predictive models, and uncertainty-aware forecasting techniques. These analytics generate fleet-level health assessments, failure-risk estimates, degradation forecasts, and maintenance recommendations that support inspection prioritization, resource optimization, maintenance scheduling, and long-term asset-management strategies.

Legend

Figure Element	***Description***
Distributed Asset Populations	*Enterprise-wide collection of equipment, vehicles, machines, and infrastructure assets monitored by predictive-maintenance systems.*
Motors	*Rotating electromechanical assets used throughout industrial operations.*
Bearings	*Mechanical components whose degradation frequently contributes to equipment failures.*

Gearboxes	*Transmission systems requiring monitoring for wear and deterioration.*
Robots	*Industrial robotic systems generating operational and health-monitoring telemetry.*
AGVs	*Autonomous guided vehicles used for material transport and logistics.*
Drones	*Autonomous aerial inspection platforms collecting infrastructure and equipment information.*
Batteries	*Energy-storage systems requiring health and remaining-life assessment.*
Pumps	*Fluid-transport systems monitored for mechanical and process-related degradation.*
Compressors	*Pressurized-system assets requiring predictive-maintenance assessment.*
Turbines	*Rotating energy-conversion equipment monitored for operational integrity.*
Large Industrial Systems	*Complex industrial assets composed of multiple interacting subsystems.*
Multi-Facility Telemetry	*Operational information collected from distributed facilities and asset populations.*
Vibration Data	*Measurements indicating mechanical condition and degradation patterns.*
Temperature Measurements	*Thermal indicators of operating conditions and emerging faults.*
Current & Voltage Profiles	*Electrical signatures associated with equipment performance and failure behavior.*

Pressure & Flow Characteristics	*Process measurements relevant to hydraulic, pneumatic, and fluid systems.*
Maintenance Histories	*Records of repairs, inspections, service activities, and maintenance outcomes.*
Inspection Records	*Results obtained from manual, automated, or drone-based inspection activities.*
Cloud Predictive Analytics Layer	*Cloud-based environment responsible for forecasting equipment health and maintenance requirements.*
Survival Analysis Models	*Models estimating failure probability and time-to-failure characteristics.*
Remaining Useful Life Estimation	*Forecasting of expected service life under current operating conditions.*
Temporal Neural Networks	*Sequence-learning models analyzing degradation behavior over time.*
Graph Neural Networks	*Models capturing relationships among assets, facilities, and operational environments.*
Multimodal Predictive Models	*AI systems integrating sensor data, imagery, maintenance information, and operational records.*
Uncertainty-Aware Forecasting	*Models estimating confidence ranges associated with predictive outcomes.*
Fleet-Wide Health Intelligence	*Enterprise-level representation of asset health and degradation conditions.*
Asset Health Scores	*Quantitative assessment of current equipment condition.*
Failure Probability Estimates	*Forecasts indicating the likelihood of future equipment failures.*

Remaining Useful Life Forecasts	*Predictions of future serviceability and asset longevity.*
Degradation Trend Analysis	*Identification of evolving deterioration behavior.*
Cross-Facility Correlation Discovery	*Recognition of common degradation patterns across multiple facilities.*
Maintenance Planning & Resource Optimization	*Decision-support layer translating predictive insights into operational actions.*
Inspection Prioritization	*Ranking of assets according to maintenance urgency and risk.*
Maintenance Window Planning	*Coordination of maintenance activities with operational schedules.*
Dynamic Scheduling	*Adaptive allocation of maintenance activities based on changing conditions.*
Spare Parts Allocation	*Optimization of inventory and replacement-component distribution.*
Workforce Scheduling	*Planning and allocation of maintenance personnel and expertise.*
Risk-Based Intervention Planning	*Prioritization of actions according to operational consequences and failure risk.*
Enterprise Maintenance Outcomes	*Organizational results obtained through predictive-maintenance programs.*
Reduced Downtime	*Decreased disruption caused by equipment failures.*
Reliable Machines	*Improved asset availability and operational stability.*
Lower Maintenance Cost	*Reduction in costs associated with unplanned repairs and inefficient maintenance actions.*
Extended Asset Life	*Increased equipment longevity through proactive maintenance.*

Increased Operational Resilience	*Improved ability to maintain operations despite emerging equipment issues.*

Understanding Predictive Maintenance as a Fleet-Level Intelligence System

Figure 9.2-B10 illustrates how predictive maintenance evolves from the monitoring of individual machines into an enterprise-scale intelligence capability. Rather than focusing on isolated equipment conditions, the architecture integrates information from large populations of assets operating across multiple facilities and environments.

The figure demonstrates that successful predictive maintenance depends upon combining distributed operational knowledge, advanced AI forecasting techniques, and enterprise-scale maintenance planning processes.

Asset Populations as Sources of Collective Learning

The architecture begins with **Distributed Asset Populations**.

Industrial organizations typically operate hundreds or thousands of similar assets distributed across facilities, fleets, production environments, and infrastructure networks. Each asset contributes observations regarding its operating conditions, degradation behavior, and maintenance history.

The figure emphasizes that predictive intelligence improves significantly when learning occurs across entire asset populations rather than at the level of individual machines.

Building Enterprise Visibility Through Multi-Facility Telemetry

The **Multi-Facility Telemetry** layer aggregates information describing both equipment behavior and historical maintenance outcomes.

Vibration signatures, thermal measurements, electrical characteristics, process variables, inspection results, and maintenance records collectively provide a detailed view of operational conditions. These observations capture not only current equipment status but also the historical patterns associated with degradation and failure.

The figure demonstrates that predictive maintenance depends upon integrating diverse operational information rather than relying on any single measurement source.

Applying Advanced Predictive Analytics

The **Cloud Predictive Analytics Layer** forms the analytical core of the architecture.

Multiple model families work together to forecast future equipment behavior. Survival-analysis techniques estimate failure probability. Remaining-useful-life models forecast future serviceability. Temporal neural networks analyze evolving degradation patterns. Graph neural networks identify relationships among assets. Multimodal models integrate diverse information sources, while uncertainty-aware forecasting quantifies confidence levels.

The figure highlights that enterprise predictive maintenance generally requires a portfolio of complementary AI techniques rather than a single forecasting method.

Transforming Predictions into Fleet-Wide Health Intelligence

The outputs of the predictive models are consolidated within the **Fleet-Wide Health Intelligence** layer.

This layer provides a comprehensive view of equipment condition across the enterprise through asset-health scores, degradation trends, failure estimates, and cross-facility pattern analysis. Rather than reporting isolated predictions, the system develops a coherent understanding of fleet health.

The figure therefore illustrates how localized observations become enterprise-level maintenance intelligence.

Supporting Risk-Informed Maintenance Decisions

The **Maintenance Planning & Resource Optimization** layer demonstrates where predictive maintenance begins creating operational value.

Predictions are translated into inspection priorities, maintenance schedules, workforce plans, spare-parts allocations, and intervention recommendations. This step is essential because the objective of predictive maintenance is not merely to forecast failures but to support better maintenance decisions.

The figure emphasizes that forecasting and maintenance planning are inseparable components of a unified operational process.

Converting Intelligence into Business Outcomes

The final layer, **Enterprise Maintenance Outcomes**, highlights the organizational impact of predictive maintenance.

Reduced downtime, improved reliability, longer asset lifecycles, lower costs, and increased resilience represent the practical benefits generated when predictive intelligence is effectively integrated into maintenance operations.

These outcomes demonstrate why predictive maintenance has become one of the most important industrial applications of cloud-assisted AI.

The Transition from Asset Monitoring to Enterprise Planning

A particularly important insight conveyed by the figure is the progression from equipment-health assessment to enterprise resource management.

Early predictive-maintenance systems focused primarily on determining whether a specific asset might fail. The architecture shown here extends that objective to include maintenance prioritization, staffing decisions, parts management, scheduling optimization, and enterprise planning.

This broader perspective fundamentally changes the role of predictive maintenance within industrial organizations.

Overall Significance

Overall, Figure 9.2-B10 demonstrates how cloud-assisted predictive-maintenance systems transform distributed operational telemetry into enterprise-scale maintenance intelligence. Through advanced forecasting models, fleet-wide health assessment, and integrated maintenance-planning processes, the architecture enables organizations to anticipate degradation, prioritize interventions, allocate resources more effectively, and reduce operational risk. The result is a predictive-maintenance capability that not only forecasts failures but also supports strategic decision-making, operational resilience, lifecycle optimization, and enterprise-wide asset management.

This transforms maintenance from a primarily reactive or fixed-interval activity into a **risk-informed, fleet-wide operational planning capability**.

The discussion of **Fleet-Level Predictive Maintenance and Failure Forecasting** has demonstrated how cloud-assisted AI systems transform enterprise-scale operational histories into forecasts of equipment degradation, remaining useful life, failure probability, and maintenance requirements. By learning from distributed asset populations operating across multiple facilities and environmental conditions, predictive models provide organizations with the ability to anticipate failures before they occur and coordinate maintenance resources more effectively. These capabilities significantly improve equipment reliability, reduce unplanned downtime, and support more informed maintenance planning. However, maintenance forecasting represents only one category of predictive intelligence. Industrial enterprises must also address broader challenges involving the coordination of production systems, logistics

networks, energy resources, autonomous assets, and facility operations across entire organizational ecosystems.

This broader challenge introduces **Network-Wide Predictive Optimization and Cross-Facility Coordination**. Once cloud AI systems can forecast the future condition of industrial assets, the next objective is to use those predictive insights to optimize how resources, workloads, inventory, personnel, energy, and operational activities are coordinated across multiple facilities. Rather than focusing exclusively on the health of individual machines or equipment fleets, network-wide optimization examines how predicted events in one part of the enterprise may affect operations elsewhere. Equipment degradation forecasts, anticipated production bottlenecks, logistics disruptions, inventory shortages, energy-demand fluctuations, workforce constraints, and transportation delays can all be evaluated collectively to support enterprise-level decision-making.

Cloud-scale predictive intelligence enables organizations to move from anticipating individual events toward anticipating system-wide consequences. A maintenance issue at one production facility may affect inventory availability at another location, alter transportation requirements across a logistics network, increase demand on alternative production lines, or influence energy-consumption profiles throughout the enterprise. By modeling these interdependencies, AI systems can evaluate alternative operating strategies, coordinate activities among distributed facilities, and recommend actions that improve overall organizational performance rather than optimizing individual assets in isolation.

Consequently, predictive intelligence evolves from a maintenance-support capability into a broader operational-planning and optimization framework. The focus shifts from questions such as *"Which asset is likely to fail?"* to more strategic questions such as *"How will future conditions affect enterprise operations, and what actions will produce the most favorable future outcomes?"* Building upon the global operational context established through telemetry fusion and the forecasting capabilities developed through fleet-level predictive maintenance, the following discussion examines how cloud-assisted AI supports coordinated decision-making, predictive optimization, and cross-facility resource management across complex industrial networks.

iii. Network-Wide Predictive Optimization and Cross-Facility Coordination

Global predictive modeling extends beyond equipment-health forecasting to the optimization of interconnected industrial operations. In large enterprises, individual facilities, production lines, transportation fleets, energy systems, and logistics networks share resources and depend on

one another. Optimizing each component independently may therefore produce inefficient or conflicting enterprise-level outcomes.

For example, maximizing production at one factory may increase energy demand during a period of regional electricity constraints. Similarly, routing every available autonomous vehicle toward the nearest delivery location may create congestion, leave other facilities undersupplied, or increase fleet-wide energy consumption.

Cloud-scale predictive intelligence addresses these challenges by forecasting operational conditions across multiple domains and evaluating how alternative decisions affect the overall industrial network.

Important optimization domains include:

- **Multi-Facility Production Scheduling.** Predictive models estimate equipment availability, production demand, labor requirements, inventory levels, and delivery constraints across multiple factories. Optimization engines can then distribute production workloads among facilities to improve throughput, reduce bottlenecks, and maintain delivery commitments.
- **Enterprise Energy Forecasting and Load Balancing.** Cloud AI forecasts electricity demand, renewable-energy availability, battery-storage requirements, and facility consumption patterns. These predictions support coordinated energy scheduling across buildings, factories, and microgrids, subject to grid constraints and local operating requirements.
- **Autonomous Fleet Routing and Resource Allocation.** Models predict traffic conditions, vehicle availability, battery consumption, charging requirements, delivery demand, and route congestion. Fleet optimization systems use these forecasts to coordinate vehicles, drones, AGVs, and logistics robots across distributed operating environments.
- **Supply-Chain and Logistics Forecasting.** AI models analyze inventory levels, transportation delays, supplier performance, production demand, and distribution constraints to anticipate material shortages and logistics disruptions. Predictive information supports inventory positioning, alternative sourcing, and coordinated delivery planning.
- **Cross-Facility Maintenance and Workforce Allocation.** Predicted equipment failures and maintenance requirements can be combined with technician availability, spare-parts inventories, facility schedules, and equipment criticality. This enables maintenance resources to be allocated according to enterprise-wide priorities.

- **Distributed Computing and Communication Resource Optimization.** Cloud intelligence can forecast edge-computing demand, network congestion, inference workloads, and communication requirements. These forecasts support workload placement, computational-resource reservation, and communication-capacity planning across distributed facilities.
- **Production and Environmental Optimization.** Predictive models can evaluate the relationships among production throughput, energy consumption, equipment utilization, emissions, and environmental operating conditions. This supports coordinated decisions that balance operational performance with sustainability requirements.

The preceding discussion illustrates that network-wide predictive optimization encompasses a broad range of operational domains, each characterized by distinct forecasting requirements, decision variables, and performance objectives. Although these domains differ in scope and operational context, they share a common objective: transforming predictive insights into coordinated actions that improve enterprise-wide performance rather than isolated local outcomes. Predictive models provide visibility into future operating conditions, while optimization mechanisms determine how resources, schedules, and operational activities are configured in response to those anticipated conditions. Table 9.2-B11 summarizes the principal domains of network-wide predictive optimization and highlights the relationships among forecasted variables, optimization decisions, and strategic enterprise objectives.

Table 9.2-B11. Network-Wide Predictive Optimization Domains and Enterprise Coordination Objectives presents representative examples of how cloud-scale predictive intelligence supports decision-making across interconnected industrial systems. The table illustrates how forecasts generated from diverse operational domains, including production, energy management, logistics, maintenance, computing infrastructure, and environmental performance, can be integrated into enterprise-level optimization processes. For each domain, predictive information serves as the foundation for selecting actions that align local operations with broader organizational objectives related to efficiency, resilience, cost management, sustainability, and resource utilization.

Table 9.2-B11 – Network-Wide Predictive Optimization Domains and Enterprise Coordination Objectives

Optimization Domain	Predicted Variables	Optimization Decisions	Enterprise-Level Objectives
Multi-Facility Production Scheduling	Demand forecasts, equipment availability, labor capacity, inventory levels, delivery commitments	Workload distribution, production sequencing, capacity allocation	Maximize throughput, reduce bottlenecks, maintain delivery performance
Enterprise Energy Forecasting and Load Balancing	Electricity demand, renewable generation, battery availability, grid constraints	Energy scheduling, load shifting, storage utilization	Minimize energy cost, improve resilience, reduce peak demand
Autonomous Fleet Routing and Resource Allocation	Traffic conditions, vehicle availability, battery state, delivery demand, route congestion	Route selection, charging schedules, vehicle assignment	Improve fleet efficiency, reduce delays, minimize energy consumption
Supply-Chain and Logistics Forecasting	Inventory levels, supplier performance, transportation delays, demand changes	Inventory positioning, sourcing decisions, distribution planning	Reduce shortages, improve responsiveness, increase supply-chain resilience
Cross-Facility Maintenance and Workforce Allocation	Failure probabilities, maintenance requirements, technician availability, spare-parts inventories	Maintenance prioritization, workforce scheduling, spare-parts allocation	Reduce downtime, optimize maintenance resources, improve asset utilization
Distributed Computing and Communication	Edge workload demand, network congestion, inference requirements, communication traffic	Workload placement, resource reservation,	Improve computational efficiency, reduce

Resource Optimization		bandwidth allocation	latency, maintain service quality
Production and Environmental Optimization	Throughput, equipment utilization, energy consumption, emissions, environmental conditions	Production adjustments, energy management, sustainability controls	Balance productivity, cost, and environmental performance

Purpose: *The table summarizes how predictive intelligence supports coordinated decision-making across multiple operational domains and demonstrates the transition from forecasting to enterprise-level optimization.*

Table 9.2-B11 illustrates how predictive intelligence supports decision-making across multiple operational domains within a distributed industrial enterprise. Rather than treating forecasting as an end in itself, the table demonstrates how predictive information becomes an input to optimization processes that coordinate resources, activities, and operational strategies across interconnected facilities, infrastructures, and supply networks. In this context, predictive optimization extends beyond anticipating future conditions and focuses on determining how organizations can respond to those anticipated conditions to achieve desired operational outcomes.

A fundamental characteristic of network-wide predictive optimization is the integration of forecasting and decision-making. Predictive models estimate future system states, operational demands, resource availability, equipment conditions, and environmental influences. Optimization systems then use these forecasts to evaluate alternative courses of action and identify strategies that best satisfy organizational objectives while respecting operational constraints. Consequently, forecasting and optimization function as complementary processes within a unified decision-support framework.

The table demonstrates that predictive optimization operates across a wide range of industrial domains, each characterized by distinct operational variables and forecasting requirements. In production environments, optimization relies on predictions of demand, equipment availability, workforce capacity, inventory levels, and manufacturing throughput. Energy-management systems depend upon forecasts of consumption patterns, generation capacity, renewable-energy availability, and grid conditions. Logistics systems utilize predictions related to transportation performance, shipment status, delivery schedules, and supply-chain disruptions. Maintenance operations depend upon forecasts of equipment degradation, failure probability, and remaining useful life. Although these domains differ substantially in their operational focus,

they all employ predictive intelligence to reduce uncertainty and support more informed decisions.

The table also emphasizes the interconnected nature of modern industrial systems. Production activities influence energy consumption, inventory utilization, maintenance requirements, transportation schedules, and workforce demands. Similarly, disruptions within supply chains can affect production schedules, inventory availability, logistics operations, and customer-service obligations. These interdependencies mean that optimization cannot be performed effectively within isolated operational domains. Instead, enterprise-level optimization requires an integrated view capable of evaluating how decisions in one area influence outcomes throughout the broader industrial ecosystem.

Another important principle illustrated by the table is that industrial optimization rarely focuses on a single objective. Organizations must continuously balance multiple and sometimes competing priorities, including productivity, cost efficiency, reliability, flexibility, sustainability, resilience, service quality, and risk reduction. Production optimization seeks to maximize throughput while maintaining quality standards and resource efficiency. Maintenance planning attempts to reduce equipment failures without creating unnecessary maintenance expenses. Energy-management strategies pursue cost reductions while simultaneously supporting sustainability objectives and operational reliability. Consequently, predictive optimization often becomes a multi-objective decision problem in which several performance criteria must be evaluated simultaneously.

The table further demonstrates the importance of enterprise-wide coordination enabled by cloud-based intelligence. Because forecasts and optimization strategies can incorporate information from multiple facilities, organizations can allocate resources more effectively across geographically distributed operations. Maintenance activities may be coordinated across sites, inventory resources may be redistributed according to anticipated demand, production workloads may be balanced among facilities, and logistics activities may be adjusted in response to predicted disruptions. This capability allows enterprises to optimize collective performance rather than focusing exclusively on local operating conditions.

An additional theme reflected throughout the table is the transition from reactive management to anticipatory operations. Traditional industrial decision-making often responds to conditions after they occur. Predictive optimization, by contrast, enables organizations to evaluate likely future scenarios before those conditions emerge. By anticipating equipment failures, production bottlenecks, transportation constraints, resource shortages, or demand fluctuations, organizations can implement corrective measures proactively and reduce the operational impact of potential disruptions.

Viewed collectively, the domains summarized in Table 9.2-B11 demonstrate how predictive intelligence evolves from a monitoring and forecasting capability into a comprehensive enterprise decision-support framework. The integration of forecasting, optimization, and cross-facility coordination enables industrial organizations to align operational activities with anticipated future conditions rather than relying solely on current observations. Through this capability, enterprises can improve resource utilization, strengthen operational resilience, enhance responsiveness to changing conditions, and support more effective long-term planning.

Ultimately, Table 9.2-B11 illustrates that network-wide predictive optimization is not simply a collection of forecasting applications. It is an enterprise intelligence capability that integrates predictive analytics, optimization techniques, and coordinated decision-making across multiple operational domains. By transforming forecasts into actionable plans, organizations can move beyond reactive operations and toward a proactive model of industrial management in which future conditions are anticipated, evaluated, and addressed before they become operational challenges.

Several AI and optimization techniques contribute to these capabilities:

- **Long-Horizon Forecasting Models.** Transformer-based sequence models and other temporal architectures predict production demand, equipment availability, energy consumption, logistics requirements, and operational resource needs over different planning horizons.
- **Spatiotemporal Forecasting.** Models integrate geographic relationships and temporal patterns to anticipate traffic congestion, weather-related disruptions, regional energy-demand changes, and movement of mobile assets.
- **Graph-Based Predictive Optimization.** Graph neural networks represent dependencies among facilities, machines, resources, transportation routes, and supply-chain components. Their predictions help identify bottlenecks and potential disruption pathways across interconnected industrial networks.
- **Reinforcement Learning and Multi-Agent Reinforcement Learning.** Reinforcement learning can support adaptive scheduling, routing, and resource-allocation policies. Multi-agent reinforcement learning is particularly relevant when multiple autonomous entities must coordinate decisions while pursuing both local and shared objectives.
- **Distributed Optimization.** Large industrial optimization problems can be decomposed into smaller subproblems solved across facilities or operational domains. Coordination mechanisms then reconcile local solutions with enterprise-level objectives.

- **Hybrid Symbolic-Neural Optimization.** Neural models estimate future conditions and identify promising alternatives, while mathematical optimization, constraint solvers, and rule-based systems enforce operational requirements such as capacity limits, delivery deadlines, energy constraints, and safety restrictions.

A critical distinction in industrial AI is the difference between **prediction** and **optimization**. Predictive models estimate the future state of a system, such as equipment failure probabilities, energy demand, production throughput, inventory levels, or supply-chain disruptions. Optimization models, by contrast, evaluate alternative courses of action and identify those that best satisfy organizational objectives while respecting operational constraints. In other words, prediction answers the question *"What is likely to happen?"*, whereas optimization addresses *"Given what is likely to happen, what must be done?"* Consequently, highly accurate forecasts do not automatically translate into effective operational decisions. The value of predictive intelligence is ultimately realized when forecasted information is incorporated into decision-making and resource-allocation processes.

Within cloud-assisted industrial environments, predictive outputs often serve as inputs to enterprise-scale optimization engines that coordinate production schedules, maintenance activities, energy utilization, logistics operations, and resource allocation across multiple facilities. A simplified network-wide optimization problem can be expressed as

$$a^* = \arg\min_{a \in A} \left[\alpha C_{\text{operational}}(a) + \beta C_{\text{energy}}(a) + \gamma C_{\text{maintenance}}(a) + \delta C_{\text{logistics}}(a) \right]$$

subject to

$$g_j(a, \hat{x}) \leq 0, \qquad j = 1, \ldots, m$$

where:

- $a*$ represents the selected enterprise-level decision, operational plan, or optimization strategy.
- A denotes the set of feasible decision alternatives.
- $C_{\text{operational}}$ (a) represents operational costs, including production inefficiencies, schedule disruptions, resource underutilization, or throughput losses.
- C_{energy} (a) represents energy-related costs and consumption associated with the selected decision.
- $C_{\text{maintenance}}$ (a) represents maintenance, asset-health, and equipment lifecycle costs.

- $C_{logistics}$ (a) represents transportation, inventory, warehousing, and distribution costs.
- α, β, γ, and δ are weighting coefficients that reflect enterprise priorities and strategic objectives.
- $\hat{x}$ represents predicted future operating conditions generated by forecasting models.
- g_j represents operational constraints, including equipment capacities, workforce availability, production requirements, inventory limits, regulatory obligations, delivery commitments, safety boundaries, and other organizational restrictions.

This formulation illustrates how predictive intelligence becomes actionable through optimization. Rather than making decisions solely on the basis of current conditions, the optimization process incorporates forecasts of future system behavior and evaluates alternative actions accordingly. As a result, enterprises can proactively allocate resources, schedule maintenance activities, balance production loads, and mitigate operational risks before disruptions occur.

While Table 9.2-B11 summarizes the principal domains in which predictive intelligence supports enterprise-wide optimization, it does not explicitly illustrate how information flows among forecasting systems, optimization engines, and operational facilities. In practice, network-wide coordination requires the integration of predictive insights originating from multiple operational domains, followed by the evaluation of alternative actions within a unified decision framework. The resulting recommendations must then be communicated to distributed facilities and validated against local operating conditions before execution. Figure 9.2-B11 provides a conceptual representation of this end-to-end process, demonstrating how cloud-scale forecasting and optimization capabilities support coordinated decision-making across interconnected industrial environments.

Figure 9.2-B11. Enterprise Network-Wide Predictive Optimization and Cross-Facility Coordination illustrates a representative architecture for transforming enterprise-wide predictive intelligence into coordinated operational action. The figure emphasizes the integration of forecasting, optimization, and facility-level execution functions across geographically distributed industrial operations. Forecasts generated from production systems, energy infrastructure, logistics networks, maintenance activities, and computing resources are first consolidated within a cloud-based intelligence layer. These predictive outputs are then used by enterprise optimization engines to evaluate alternative operating strategies and develop coordinated plans that support organizational objectives while respecting operational constraints.

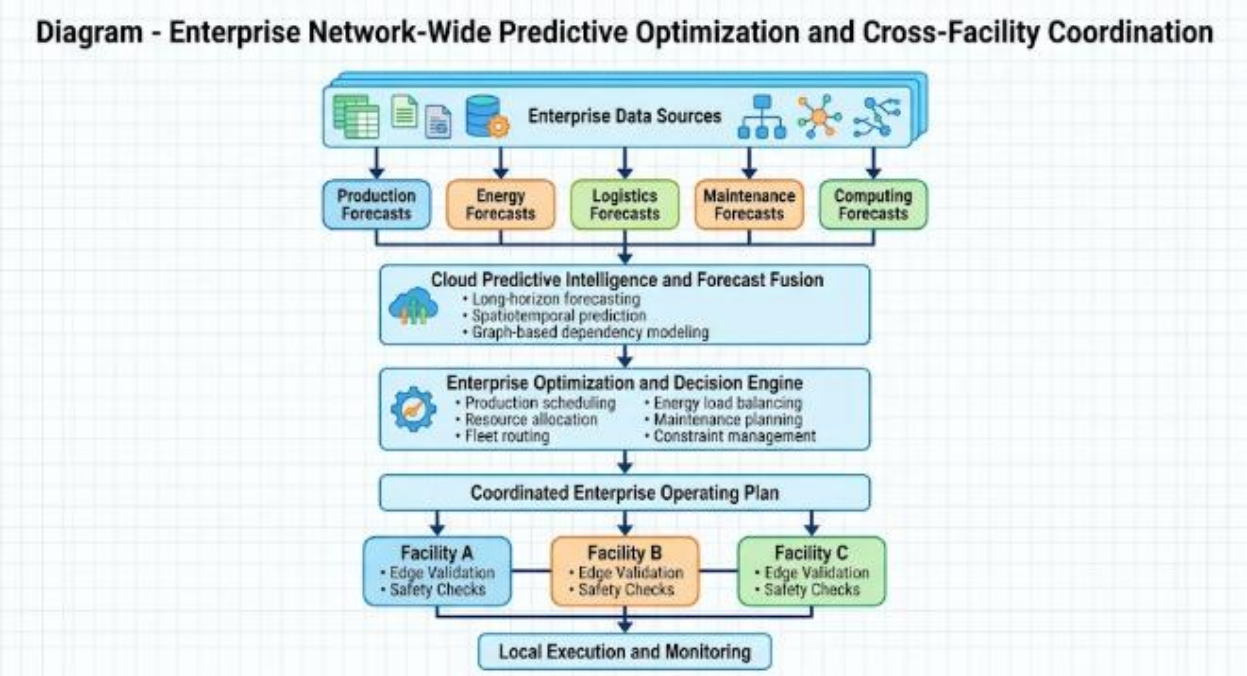

Figure 9.2-B11 – Enterprise Network-Wide Predictive Optimization and Cross-Facility Coordination

Forecasts generated from multiple operational domains, including production, energy management, logistics, maintenance, and computing infrastructure, are integrated within a cloud-based predictive intelligence layer. Enterprise optimization engines use these forecasts to evaluate alternative operating strategies and produce coordinated enterprise plans. Proposed decisions are subsequently distributed to individual facilities, where edge systems perform local validation, safety assessment, and operational constraint checking before execution and monitoring occur within the physical environment.

Legend

Figure Element	***Description***
Enterprise Data Sources	*Aggregated operational information collected from production, energy, logistics, maintenance, and computing systems across the enterprise.*
Forecasting Modules	*Domain-specific predictive models that estimate future operating conditions and resource requirements.*
Cloud Predictive Intelligence and Forecast Fusion	*Enterprise-level analytics layer that combines forecasts from multiple domains and identifies interdependencies among operational systems.*

Enterprise Optimization and Decision Engine	*Optimization framework that evaluates alternative actions and determines enterprise-wide resource allocation, scheduling, routing, and planning decisions.*
Coordinated Enterprise Operating Plan	*Integrated set of recommendations and operational directives generated by the optimization process.*
Facility Edge Validation and Safety Checks	*Local decision-review mechanisms that verify compliance with equipment capabilities, workforce availability, environmental conditions, production commitments, and safety requirements.*
Local Execution and Monitoring	*Implementation of approved decisions within facility operations and continuous observation of operational outcomes.*
Arrows	*Direction of information flow, decision propagation, and coordination throughout the enterprise optimization process.*

Figure 9.2-B11 illustrates how cloud-assisted predictive intelligence extends beyond forecasting individual operational events and supports coordinated decision-making across distributed industrial environments. The architecture demonstrates how predictive information originating from multiple operational domains can be integrated, analyzed, and transformed into enterprise-wide optimization strategies that improve overall organizational performance.

At the foundation of the architecture are diverse forecasting functions that generate predictions regarding future operational conditions. These predictions may include anticipated production demand, equipment availability, maintenance requirements, logistics constraints, energy consumption, inventory levels, workforce availability, and computing-resource utilization. Each forecasting function provides insight into a specific aspect of enterprise operations. However, meaningful optimization requires more than a collection of independent forecasts. The various predictions must be integrated into a unified representation of anticipated enterprise conditions so that interdependencies among operational domains can be identified and evaluated.

The **forecast-fusion layer** performs this integration by combining predictive outputs from multiple sources into a common operational context. Through data fusion, contextual enrichment, and dependency analysis, the system constructs an enterprise-wide view of future conditions that captures relationships among facilities, resources, assets, and operational processes. This global context allows predictive models to assess how events occurring in one location may influence conditions elsewhere within the industrial network.

Building upon this integrated predictive context, the **enterprise optimization layer** evaluates alternative operational strategies. Forecasting and optimization serve distinct but complementary purposes within the architecture. Forecasting estimates what conditions are likely to occur, whereas optimization determines how an organization responds to those anticipated conditions. Optimization models may evaluate production schedules, maintenance plans, inventory distribution strategies, logistics operations, workforce allocations, and energy-management policies to identify actions that best satisfy organizational objectives under projected future conditions.

An important characteristic of the architecture is its ability to support **cross-facility coordination**. Industrial enterprises frequently operate interconnected networks of facilities whose activities influence one another through shared resources, production dependencies, transportation requirements, energy demands, and supply-chain constraints. Consequently, decision-making cannot be restricted to the optimization of individual facilities in isolation. The architecture enables optimization engines to evaluate enterprise-level tradeoffs and develop coordinated operating strategies that improve overall system performance across the broader industrial ecosystem.

The architecture also emphasizes the continued importance of **local operational decision-making**. Although optimization recommendations may originate from cloud-based intelligence platforms, implementation occurs within individual facilities and operational environments. Prior to execution, recommendations undergo local validation using current equipment conditions, workforce availability, maintenance requirements, safety constraints, regulatory obligations, and operational priorities. This validation process ensures that enterprise-level recommendations remain feasible and appropriate within local contexts.

The lower layers of the architecture illustrate how optimized plans are translated into operational actions. Production systems, maintenance organizations, logistics networks, energy-management platforms, and facility operations receive coordinated recommendations and implement approved actions within their respective environments. These actions influence subsequent operational conditions, generating new observations that are returned to the predictive-intelligence framework for future forecasting and optimization cycles.

Viewed as a whole, the architecture represents a **hierarchical and closed-loop decision-support system**. Information flows upward from distributed facilities and operational systems into predictive-modeling and optimization layers, while coordinated plans and recommendations flow downward toward local execution environments. This bidirectional structure enables organizations to combine enterprise-wide situational awareness with local autonomy, thereby

achieving large-scale operational coordination without compromising safety, regulatory compliance, or facility-level control.

Ultimately, Figure 9.2-B11 demonstrates how cloud-assisted AI transforms predictive analytics into coordinated enterprise action. By integrating forecasting, optimization, cross-facility coordination, and local execution within a unified framework, the architecture enables industrial organizations to anticipate future conditions, evaluate alternative strategies, and implement decisions that improve efficiency, resilience, resource utilization, and overall enterprise performance.

In practice, industrial optimization problems are considerably more complex than this simplified representation. Real-world implementations often involve multiple planning horizons, uncertain forecasts, stochastic operating conditions, competing business objectives, regulatory requirements, and interdependencies among facilities, supply chains, and infrastructure systems. Nevertheless, the formulation highlights a fundamental principle of cloud-assisted industrial AI: predictive models provide foresight, while optimization transforms that foresight into coordinated operational action. Together, these capabilities enable enterprises to move beyond reactive management toward proactive, data-driven decision-making at scale.

Consider an industrial enterprise operating three manufacturing facilities connected through a shared logistics network and supported by common supply-chain, maintenance, and energy-management resources. Cloud-based predictive models forecast an increase in product demand during an upcoming production period, identify reduced equipment availability at one facility because of emerging maintenance requirements, and detect excess production capacity at another location. Simultaneously, logistics forecasts indicate increased transportation demand and changing material-flow requirements across the network.

Rather than responding to each prediction independently, the enterprise optimization system integrates these forecasts into a unified operational assessment. Production workloads can be redistributed among facilities, maintenance activities can be rescheduled to minimize disruption, inventory can be repositioned strategically, and autonomous vehicles can be coordinated to support changing material-transfer requirements. By evaluating multiple operational alternatives before implementation, the system identifies strategies that improve production continuity, resource utilization, and overall enterprise performance.

This approach reflects a fundamental characteristic of network-wide predictive optimization: industrial resources are managed as interconnected components of a larger operational ecosystem rather than as isolated assets. Production capacity, equipment availability, workforce resources, energy consumption, logistics capabilities, and maintenance requirements are

treated as interdependent variables whose relationships influence enterprise outcomes. Consequently, optimization decisions are evaluated not only according to their local impact but also according to their effects on the broader operational network.

Despite the benefits of enterprise-level optimization, implementation remains subject to local operational conditions. Recommendations generated by cloud intelligence must be evaluated within the context of each facility's current circumstances. Edge-based operational systems assess whether proposed production schedules, workload transfers, resource allocations, and maintenance plans are compatible with equipment status, workforce availability, environmental conditions, contractual obligations, regulatory requirements, and applicable safety constraints. Recommendations that conflict with local operating realities may be modified, delayed, restricted, or rejected prior to execution.

This relationship establishes a hierarchical yet collaborative decision-making framework within industrial AI architectures. Cloud platforms provide enterprise-wide visibility, predictive foresight, coordinated optimization, and strategic planning capabilities, while edge systems retain responsibility for local validation, operational control, and safe execution. Through this combination of centralized intelligence and distributed operational authority, organizations can achieve enterprise-wide coordination without compromising facility autonomy, operational reliability, or safety requirements.

The integration of global context construction, fleet-level forecasting, predictive optimization, and coordinated enterprise decision support illustrates how cloud-assisted AI transforms industrial operations from reactive management toward proactive and strategically optimized control. However, effective optimization depends not only on forecasting future conditions but also on understanding why unexpected conditions occur when they emerge. Industrial enterprises must be capable of identifying abnormal behaviors, correlating seemingly unrelated events across multiple systems, and determining the underlying causes of operational disruptions before they escalate into larger problems.

The preceding discussion demonstrated how predictive intelligence can coordinate resources, schedules, maintenance activities, and operational strategies across distributed industrial environments. These optimization capabilities depend upon forecasts of future conditions and the ability to evaluate alternative courses of action at an enterprise scale. However, industrial operations are inherently dynamic and subject to unexpected events that may not be fully anticipated through routine forecasting alone. Equipment degradation, process variations, environmental disturbances, communication failures, supply-chain disruptions, cybersecurity incidents, and complex interactions among interconnected systems can create abnormal conditions that propagate throughout the industrial network. In such situations, organizations

require capabilities that extend beyond optimization and forecasting to include rapid detection, correlation, explanation, and early intervention.

This requirement leads naturally to **System-Level Anomaly Correlation, Root-Cause Inference, and Early-Warning Intelligence**. Once cloud AI systems can construct a global operational context and perform enterprise-scale forecasting, the next objective is to recognize emerging abnormalities across multiple facilities, determine whether apparently independent events are related, infer their most likely causes, and provide actionable warnings before significant operational consequences occur. By combining telemetry fusion, graph-based dependency modeling, causal reasoning, anomaly analytics, and enterprise-wide situational awareness, cloud-assisted intelligence can identify developing risks that may remain undetected within individual facilities. As a result, anomaly detection evolves from isolated event monitoring into a coordinated enterprise capability that supports early warning, operational resilience, and proactive risk management across complex industrial ecosystems.

iv. System-Level Anomaly Correlation, Root-Cause Inference, and Early-Warning Intelligence

Individual industrial anomalies may appear minor when observed in isolation but become significant when correlated across multiple machines, facilities, or operational domains. A temperature increase at one facility, a rise in vibration at another, and an unusual energy-consumption pattern at a third may collectively indicate a developing enterprise-wide problem.

Global AI anomaly correlation addresses this challenge by identifying abnormal patterns that emerge only when distributed observations are examined together. It extends conventional anomaly detection from individual devices and local systems to the level of interconnected industrial networks.

This capability is particularly valuable when disruptions propagate through shared infrastructure, equipment dependencies, transportation networks, supply chains, and environmental conditions.

Cloud-scale anomaly intelligence can identify several categories of system-level abnormalities:

- **Correlated Equipment Failures.** Similar machines across multiple facilities may exhibit comparable degradation signatures, suggesting a common manufacturing defect, maintenance issue, operating condition, or component vulnerability.
- **Fleet-Wide Behavioral Drift.** Autonomous vehicles, robots, and drones may gradually exhibit changes in navigation accuracy, battery consumption, task-completion time, or motion behavior. These patterns may indicate model drift, environmental changes, hardware degradation, or configuration inconsistencies.

- **Environmental and Geographic Anomalies.** Extreme temperatures, humidity, weather conditions, air-quality changes, and other environmental factors may affect multiple facilities or mobile assets simultaneously.
- **Cross-Domain Operational Anomalies.** Abnormal relationships may emerge among production output, energy consumption, logistics activity, inventory movement, and equipment utilization. Such relationships may indicate hidden bottlenecks or disruptions that are not visible within any individual operational domain.
- **Communication and Infrastructure Anomalies.** Unusual latency, packet loss, synchronization delays, and resource-consumption patterns across multiple facilities may indicate network congestion, infrastructure instability, or potential cybersecurity incidents.
- **Cascading Dependency Failures.** An abnormal condition in one component may propagate through interconnected assets and services. For example, a failure in a critical conveyor system may disrupt material flow, reduce production throughput, delay autonomous vehicle operations, and eventually affect delivery schedules across multiple facilities.

To identify these patterns, cloud AI systems employ several complementary methods:

- **Cross-Domain Anomaly Graphs.** Graph-based models represent relationships among equipment, facilities, energy systems, transportation routes, and operational processes. Anomaly detection can then examine unusual changes across connected nodes and edges rather than treating each measurement independently.
- **Federated Anomaly Intelligence.** Local facilities can contribute anomaly scores, learned representations, or model updates to enterprise-level anomaly analysis without necessarily transferring all raw observations. This allows global models to identify recurring patterns across distributed environments, subject to appropriate privacy and security safeguards.
- **Multivariate and Temporal Anomaly Detection.** Deep learning models analyze multiple variables and their evolution over time to identify abnormal relationships that may not be detectable through individual threshold-based monitoring.
- **Root-Cause Inference Models.** Causal analysis, probabilistic graphical models, graph-based inference, and domain-informed reasoning can help identify plausible sources of observed abnormalities. These systems can examine temporal precedence, equipment dependencies, operational relationships, and available evidence to narrow the set of

potential causes.

- **Predictive Alerting Engines.** Predictive alerting engines transform anomaly detection and failure forecasting into prioritized early-warning mechanisms. Rather than generating alerts solely from individual threshold violations or isolated abnormal observations, these systems integrate multiple indicators, including anomaly severity, recurrence patterns, predicted failure probability, asset criticality, and potential operational consequences. AI models evaluate these factors collectively to estimate the urgency and significance of emerging conditions, determine when an alert is warranted, and assign an appropriate priority level. The resulting alerts can be classified according to operational urgency, ranging from informational notifications and maintenance advisories to high-priority warnings requiring prompt investigation or intervention. By incorporating equipment condition, historical behavior, operating context, and predicted risk progression, predictive alerting engines help maintenance personnel and operational teams distinguish emerging degradation from transient irregularities, prioritize limited response resources, and initiate preventive action before equipment deterioration develops into an operational disruption. Alert prioritization remains subject to defined escalation policies, validated thresholds
- **Cross-Facility Risk Propagation Models.** Predictive models estimate how a localized disruption may affect dependent facilities, production lines, logistics operations, or shared resources. This allows enterprises to identify vulnerable downstream operations before a disruption fully propagates.

The preceding discussion demonstrated that anomalies occurring within industrial environments often extend beyond the boundaries of individual machines, facilities, or operational domains. As industrial systems become increasingly interconnected through production networks, logistics infrastructures, energy systems, autonomous fleets, and enterprise information platforms, localized abnormalities may represent only the visible manifestation of broader system-level conditions. Effective enterprise intelligence therefore requires more than identifying deviations from expected behavior. It must also determine how distributed anomalies are related, assess whether they share common causes, evaluate how disruptions may propagate through interconnected systems, and provide sufficient warning to support timely intervention. Table 9.2-B12 summarizes the principal functions that support system-level anomaly correlation, root-cause inference, and early-warning intelligence, illustrating how cloud-assisted AI transforms distributed observations into actionable enterprise risk awareness.

Table 9.2-B12 presents the major functions associated with system-level anomaly correlation, root-cause inference, and early-warning intelligence within enterprise-scale industrial AI environments. The table identifies the primary data sources supporting each function, the analytical methods employed, the intelligence outputs generated, and the corresponding operational value provided to industrial organizations. Collectively, these functions enable cloud AI systems to move beyond isolated anomaly detection and develop a broader understanding of abnormal behavior across interconnected facilities, assets, infrastructures, and operational processes. The resulting intelligence supports proactive risk management, operational resilience, contingency planning, and enterprise-wide decision-making.

Table 9.2-B12 – System-Level Anomaly Correlation, Root-Cause Inference, and Early-Warning Intelligence Functions for Enterprise Risk Management

Intelligence Function	Primary Data Sources	Analytical Methods	Outputs	Operational Value
Correlated Equipment-Failure Detection	Telemetry, maintenance records, asset-health indicators	Fleet analytics, graph learning, pattern correlation	Shared degradation signatures, fleet-wide anomaly clusters	Early identification of systemic equipment risks
Fleet-Wide Behavioral Drift Analysis	Robot fleets, AGVs, drones, autonomous systems	Temporal learning, drift detection, behavioral modeling	Model-drift indicators, performance-degradation warnings	Improved autonomous-system reliability
Environmental and Geographic Anomaly Detection	Weather data, temperature, humidity, environmental sensors	Spatiotemporal analytics, environmental correlation	Regional risk indicators, environmental alerts	Improved operational awareness
Cross-Domain Operational Anomaly Analysis	Production, logistics, inventory, energy, maintenance systems	Multivariate anomaly detection,	Hidden bottlenecks, operational-	Enhanced enterprise visibility

		dependency analysis	disruption indicators	
Communication and Infrastructure Monitoring	Network telemetry, communication systems, cloud services	Infrastructure analytics, anomaly scoring	Network-risk warnings, cybersecurity indicators	Increased infrastructure resilience
Cascading Failure Analysis	Asset dependencies, supply-chain relationships, process networks	Graph neural networks, dependency propagation models	Downstream risk forecasts	Prevention of widespread disruptions
Cross-Domain Anomaly Graph Construction	Enterprise operational data and dependency networks	Graph construction, relational learning	Enterprise anomaly maps	Improved situational awareness
Federated Anomaly Intelligence	Facility-level anomaly summaries and model outputs	Federated learning, distributed correlation analysis	Enterprise anomaly patterns	Collective intelligence across facilities
Root-Cause Inference and Causal Analysis	Multi-source telemetry, event histories, operational context	Causal modeling, Bayesian inference, graph reasoning	Probable causes, contributing factors	Faster diagnosis and remediation
Predictive Alerting and Risk Prioritization	Anomaly scores, asset criticality, predicted failure risk	Risk scoring, alert prioritization engines	Early warnings, escalation recommendations	Proactive intervention planning
Cross-Facility Risk Propagation Forecasting	Facility interdependencies,	Propagation modeling, simulation-	Enterprise impact assessments	Improved contingency planning

	logistics networks, production systems	based forecasting		

Source: *Adapted from industrial anomaly-detection frameworks, causal AI systems, enterprise-risk monitoring architectures, graph-based operational intelligence models, and cloud-assisted early-warning systems.*

Understanding Enterprise Anomaly Intelligence

Table 9.2-B12 illustrates how anomaly management evolves from localized event detection into a comprehensive enterprise intelligence capability. Traditional monitoring systems often focus on identifying abnormal conditions associated with individual devices, production lines, or facilities. While these systems are valuable for detecting immediate operational issues, they may fail to recognize relationships among events occurring across geographically distributed environments.

Enterprise anomaly intelligence addresses this limitation by examining abnormalities within the broader context of interconnected industrial systems. Rather than evaluating individual anomalies independently, cloud-assisted AI systems analyze relationships among observations, operational dependencies, environmental influences, and historical patterns to identify risks that may affect the wider organization.

Identifying Systemic Equipment Risks

The first function represented in the table is **Correlated Equipment-Failure Detection**.

Industrial enterprises frequently operate large populations of similar assets distributed across multiple facilities. A degradation pattern observed in one location may also emerge in other environments, even when individual facilities treat the observations as independent maintenance issues.

By combining telemetry, maintenance information, and asset-health indicators from multiple facilities, AI systems can identify shared degradation signatures and recurring equipment vulnerabilities. These correlations provide early indications of systemic problems that may extend beyond a single asset or facility.

As a result, organizations gain greater visibility into enterprise-wide reliability risks.

Monitoring Behavioral Drift Across Autonomous Asset Populations

Modern industrial environments increasingly depend upon autonomous vehicles, mobile robots, drones, and intelligent machines.

The **Fleet-Wide Behavioral Drift Analysis** function identifies gradual changes in operational behavior such as navigation accuracy, energy consumption, route efficiency, task-completion performance, or control-system responsiveness. Such changes may result from environmental variation, hardware degradation, software updates, model drift, or operational-policy modifications.

Monitoring fleet behavior at the enterprise level enables organizations to recognize emerging trends before they significantly affect operational performance.

Recognizing Environmentally Driven Risks

The table also highlights the importance of **Environmental and Geographic Anomaly Detection**.

Weather conditions, temperature extremes, humidity changes, air-quality variations, and other environmental influences can affect multiple facilities simultaneously. These factors may alter equipment performance, workforce productivity, transportation efficiency, energy demand, or production stability.

By analyzing environmental conditions across broad geographic areas, predictive-intelligence systems can identify regional risk patterns and anticipate operational challenges before their effects become widespread.

Detecting Hidden Operational Dependencies

Industrial systems are characterized by strong operational interdependencies.

The **Cross-Domain Operational Anomaly Analysis** function examines relationships among production output, maintenance activity, inventory movement, logistics operations, resource utilization, and energy consumption. Abnormal interactions among these variables often reveal hidden bottlenecks, inefficiencies, or developing disruptions that may not be apparent within any individual operational domain.

This capability supports a more holistic understanding of enterprise behavior and helps organizations identify emerging operational constraints.

Monitoring Communications and Infrastructure Health

Digital connectivity forms the foundation of modern industrial operations.

The table identifies **Communication and Infrastructure Monitoring** as a mechanism for identifying abnormal patterns associated with network performance, communication systems, cloud infrastructures, and computational resources. Unusual latency, synchronization failures,

resource utilization patterns, or communication disruptions may indicate infrastructure instability, operational failures, or cybersecurity concerns.

Continuous infrastructure monitoring therefore contributes directly to enterprise resilience and operational continuity.

Understanding Cascading System Effects

An important feature of enterprise anomaly intelligence is the ability to model how disruptions propagate through industrial systems.

The **Cascading Failure Analysis** function examines asset dependencies, process relationships, supply-chain connections, and operational interactions to determine how localized disturbances may affect downstream systems. Because industrial assets rarely operate independently, a failure occurring within one component may trigger disruptions elsewhere throughout the enterprise.

Understanding these propagation pathways enables organizations to intervene before disruptions expand into larger operational problems.

Representing Enterprise Risks Through Anomaly Graphs

The **Cross-Domain Anomaly Graph Construction** function provides a structural representation of enterprise-wide abnormal conditions.

Graph-based models describe relationships among assets, facilities, processes, transportation systems, energy infrastructures, and business operations. By representing anomalies within this relational framework, AI systems can identify patterns that extend across multiple operational domains.

This capability improves enterprise situational awareness and supports more effective diagnosis of complex operational conditions.

Leveraging Distributed Learning Through Federated Anomaly Intelligence

The table further demonstrates how anomaly intelligence can be generated across distributed environments without requiring unrestricted transfer of operational data.

Through **Federated Anomaly Intelligence**, facilities contribute anomaly summaries, learned representations, or model outputs to enterprise-level analysis. Global models then identify recurring behavioral patterns across geographically distributed operations while accommodating governance, privacy, and security requirements.

This approach allows organizations to benefit from collective anomaly intelligence while preserving local operational autonomy.

From Correlation to Explanation Through Root-Cause Inference

Detecting anomalies is only the first stage of intelligent diagnosis.

The **Root-Cause Inference and Causal Analysis** function attempts to identify the most plausible explanations for observed abnormalities by analyzing temporal relationships, operational dependencies, causal pathways, and available evidence. Techniques such as probabilistic reasoning, graphical inference, and causal modeling help narrow the range of possible causes.

Importantly, root-cause inference generates hypotheses regarding probable causes rather than definitive proof. Additional validation and investigation may still be necessary before corrective actions are implemented.

Prioritizing Response Through Predictive Alerting

The table highlights **Predictive Alerting and Risk Prioritization** as the mechanism through which anomaly intelligence becomes actionable.

Not every anomaly warrants immediate intervention. Predictive-alerting systems evaluate factors such as anomaly severity, recurrence patterns, asset criticality, operational consequences, and estimated risk progression. These factors are combined to determine whether an alert is generated and how that alert is prioritized.

This process helps organizations focus limited resources on the conditions most likely to create significant operational impact.

Anticipating Enterprise-Wide Disruptions

The final function shown in the table is **Cross-Facility Risk Propagation Forecasting**.

Industrial enterprises operate as interconnected networks rather than isolated facilities. Consequently, disruptions occurring at one location may influence production capacity, logistics operations, inventory availability, resource allocation, and service performance elsewhere.

Risk-propagation models evaluate these dependencies and forecast potential downstream effects, allowing organizations to activate contingency plans and reduce the impact of developing disruptions.

From Anomaly Detection to Enterprise Resilience

A broader theme emerging from Table 9.2-B12 is the progression from anomaly detection to

enterprise resilience.

The table demonstrates that modern industrial AI systems do not simply identify abnormal conditions. They correlate distributed observations, model dependencies, infer plausible causes, evaluate propagation risks, and generate prioritized warnings that support proactive intervention. This expanded capability enables organizations to respond to emerging risks before they evolve into widespread operational failures.

Consequently, anomaly intelligence becomes an essential component of enterprise risk management and operational continuity.

Overall Significance

Overall, Table 9.2-B12 demonstrates that system-level anomaly correlation, root-cause inference, and early-warning intelligence provide industrial enterprises with the ability to detect, explain, and respond to developing risks across complex operational ecosystems. Through anomaly correlation, graph-based reasoning, federated intelligence, causal analysis, predictive alerting, and risk-propagation modeling, cloud-assisted AI systems transform distributed observations into actionable enterprise awareness. The resulting intelligence supports proactive intervention, coordinated decision-making, operational resilience, and risk-informed management across interconnected facilities, infrastructures, and industrial networks.

An important distinction exists between **anomaly detection, root-cause inference, and causal confirmation**. Anomaly detection identifies behavior that differs from expected patterns. Root-cause inference evaluates possible explanations for that behavior. Neither process, by itself, proves that a particular component or event caused the observed condition. High-impact operational interventions may therefore require additional sensor evidence, engineering analysis, or human verification.

A representative example involves a fleet of autonomous material-handling vehicles operating across several warehouses. Cloud intelligence detects that several vehicles are simultaneously experiencing increased navigation corrections, longer route-completion times, and abnormal localization uncertainty. Local monitoring systems may classify these observations as separate vehicle anomalies. Global correlation, however, may reveal that the affected vehicles operate within the same geographic zone and experience similar environmental interference.

The cloud system can generate an early warning identifying a possible common infrastructure or environmental issue. Facility-level agents can then inspect the affected area, adjust local operating policies, and coordinate alternative routes while the suspected cause is investigated.

The value of early-warning intelligence lies in its ability to identify developing problems before they become widespread operational failures. Rather than waiting for a machine to fail or a facility to experience a major disruption, the enterprise can use correlated evidence to initiate inspections, redistribute resources, modify schedules, or activate contingency plans.

While Table 9.2-B12 summarizes the principal functions that support enterprise anomaly intelligence, these functions are most effectively understood when viewed as components of a coordinated analytical architecture. In practice, anomaly detection, correlation analysis, root-cause reasoning, risk assessment, and early-warning generation do not occur as isolated activities. Rather, they operate within a progressive intelligence framework that transforms distributed observations into actionable operational knowledge. Information originating from multiple facilities, infrastructures, fleets, and operational domains is continuously analyzed to identify abnormal behavior, reveal hidden relationships, evaluate possible causes, assess propagation risks, and support timely intervention. Figure 9.2-B12 illustrates this enterprise-wide intelligence workflow and demonstrates how cloud-assisted AI converts distributed anomalies into coordinated risk awareness and decision support.

Figure 9.2-B12 presents an enterprise-scale architecture for system-level anomaly correlation, root-cause inference, and early-warning intelligence. The figure illustrates how operational observations collected from distributed industrial environments are progressively transformed into actionable risk intelligence through multiple analytical stages. These stages include anomaly detection, cross-domain correlation, causal reasoning, risk-propagation assessment, predictive alerting, and coordinated response planning. By integrating observations from equipment, fleets, production systems, logistics infrastructures, energy networks, enterprise applications, and environmental monitoring systems, the architecture enables industrial organizations to identify developing risks, understand potential causes, and initiate preventive action before localized abnormalities escalate into enterprise-wide disruptions.

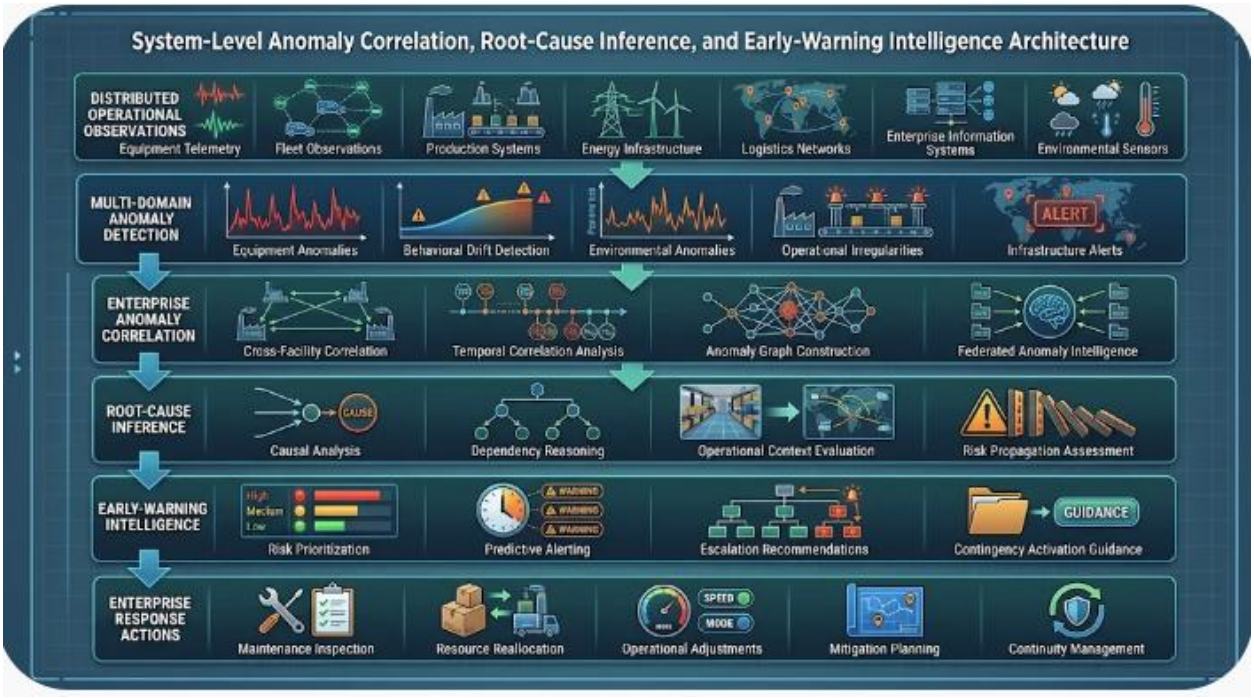

Figure 9.2-B12 – System-Level Anomaly Correlation, Root-Cause Inference, and Early-Warning Intelligence Architecture

The figure illustrates how cloud-assisted industrial AI transforms distributed operational observations into enterprise-level risk intelligence. Multi-domain anomaly-detection processes identify abnormal conditions across equipment, fleets, facilities, infrastructures, and operational systems. Enterprise correlation mechanisms evaluate relationships among anomalies, while root-cause inference models use causal analysis, dependency reasoning, and contextual information to identify plausible explanations and assess propagation risks. Early-warning intelligence then prioritizes emerging threats, generates predictive alerts, recommends escalation actions, and supports coordinated enterprise responses designed to reduce operational disruption and improve organizational resilience.

Legend

Figure Element	***Description***
Distributed Operational Observations	*Enterprise-wide operational information collected from industrial facilities, fleets, infrastructures, and supporting systems.*
Equipment Telemetry	*Measurements describing equipment condition, performance, and operational behavior.*

Fleet Observations	*Data collected from autonomous vehicles, robots, drones, and mobile industrial assets.*
Production Systems	*Manufacturing and process-control environments generating operational performance information.*
Energy Infrastructure	*Power generation, storage, distribution, and energy-management systems.*
Logistics Networks	*Material-flow systems, transportation resources, warehousing operations, and supply-chain infrastructures.*
Enterprise Information Systems	*ERP, MES, maintenance-management, inventory-management, and planning systems.*
Environmental Sensors	*Weather, temperature, humidity, air-quality, and environmental-monitoring systems.*
Multi-Domain Anomaly Detection	*Initial analytical stage responsible for identifying abnormal conditions across operational domains.*
Equipment Anomalies	*Abnormal equipment behavior and degradation indicators.*
Behavioral Drift Detection	*Identification of changing behavior in autonomous systems and AI-enabled assets.*
Environmental Anomalies	*Deviations associated with environmental conditions and geographic influences.*
Operational Irregularities	*Unexpected changes in production, logistics, utilization, or process performance.*
Infrastructure Alerts	*Network, communication, resource-utilization, or infrastructure abnormalities.*
Enterprise Anomaly Correlation	*Intelligence layer responsible for connecting distributed anomaly observations.*

Cross-Facility Correlation	*Detection of related anomalies occurring in different facilities or operational environments.*
Temporal Correlation Analysis	*Evaluation of patterns and dependencies across time.*
Anomaly Graph Construction	*Graph-based representation of anomaly relationships and operational dependencies.*
Federated Anomaly Intelligence	*Collaborative anomaly analysis using distributed learning and federated approaches.*
Root-Cause Inference	*Analytical layer responsible for identifying plausible explanations for observed abnormalities.*
Causal Analysis	*Evaluation of cause-and-effect relationships within industrial systems.*
Dependency Reasoning	*Analysis of operational, physical, and logical dependencies among industrial entities.*
Operational Context Evaluation	*Incorporation of situational information and operational conditions into anomaly interpretation.*
Risk Propagation Assessment	*Estimation of how disruptions may spread across interconnected systems.*
Early-Warning Intelligence	*Decision-support layer responsible for transforming anomaly information into actionable alerts.*
Risk Prioritization	*Ranking of anomalies according to potential operational impact and urgency.*
Predictive Alerting	*Generation of early warnings based on projected conditions and risk progression.*
Escalation Recommendations	*Guidance regarding response priorities and intervention requirements.*

Contingency Activation Guidance	*Recommendations supporting continuity planning and mitigation activities.*
Enterprise Response Actions	*Operational activities initiated in response to identified risks.*
Maintenance Inspection	*Targeted inspection and verification activities.*
Resource Reallocation	*Redistribution of personnel, assets, inventory, or operational resources.*
Operational Adjustments	*Changes to schedules, workloads, routes, or operating procedures.*
Mitigation Planning	*Development of actions intended to reduce risk exposure.*
Continuity Management	*Activities supporting sustained operation during disruptions.*

Understanding Enterprise Anomaly Intelligence

Figure 9.2-B12 illustrates how cloud-assisted industrial AI systems transform isolated observations into enterprise-wide situational awareness and risk intelligence. Rather than viewing anomalies as independent events, the architecture treats them as potentially interconnected indicators of broader operational conditions. This approach enables organizations to move beyond simple event detection and develop a more comprehensive understanding of emerging risks across distributed industrial environments.

A central concept represented by the figure is that enterprise anomaly intelligence is a multi-stage process involving detection, correlation, explanation, prioritization, and response.

Detecting Abnormal Conditions Across Operational Domains

The architecture begins with **Distributed Operational Observations**, which provide visibility into diverse aspects of industrial operations. Equipment telemetry, fleet observations, production systems, energy infrastructure, logistics networks, enterprise applications, and environmental sensors collectively describe the state of the industrial ecosystem.

The **Multi-Domain Anomaly Detection** layer analyzes these observations to identify behavior that differs from expected operating patterns. Importantly, abnormalities may emerge within

any operational domain and may initially appear unrelated. Consequently, anomaly detection serves as the foundation upon which subsequent intelligence processes are built.

Correlating Distributed Anomalies

After individual anomalies have been identified, the architecture performs **Enterprise Anomaly Correlation**.

This stage evaluates whether separate anomalies share temporal, spatial, operational, or contextual relationships. Cross-facility correlation, temporal analysis, graph construction, and federated anomaly intelligence enable AI systems to identify patterns that extend across organizational boundaries.

Through this process, what initially appear to be isolated abnormalities may be recognized as manifestations of a broader enterprise condition.

From Correlation to Root-Cause Inference

The next stage focuses on **Root-Cause Inference**.

Anomaly correlation identifies relationships among events, but organizations must also understand potential explanations for those relationships. Causal analysis, dependency reasoning, contextual evaluation, and propagation assessment help narrow the range of plausible causes associated with observed abnormalities.

This process supports diagnosis and investigation by directing attention toward the most likely contributing factors and affected systems.

It is important to recognize that root-cause inference generates evidence-based hypotheses rather than definitive proof. Confirmation may still require engineering analysis, additional observations, or human investigation.

Generating Actionable Early Warnings

The **Early-Warning Intelligence** layer transforms analytical findings into operationally meaningful guidance.

Rather than generating alerts solely because an abnormal condition has been detected, the architecture evaluates risk severity, recurrence behavior, asset criticality, predicted consequences, and propagation potential. These factors are used to prioritize emerging risks and determine appropriate escalation actions.

As a result, operational teams receive information that emphasizes significance and urgency rather than raw anomaly counts.

Supporting Coordinated Enterprise Responses

The final stage of the architecture focuses on **Enterprise Response Actions**.

Early warnings support a range of interventions including maintenance inspections, resource reallocation, operational adjustments, mitigation planning, and continuity-management activities. Because recommendations are informed by enterprise-level context, organizations can respond proactively before localized anomalies develop into broader operational disruptions.

This capability significantly improves organizational resilience and supports more effective risk management.

The Progression from Events to Intelligence

A key lesson illustrated by Figure 9.2-B12 is the progression from operational events to enterprise intelligence.

Raw observations become anomalies. Correlated anomalies become patterns. Patterns become hypotheses regarding potential causes. These hypotheses become prioritized warnings. Finally, warnings inform operational actions.

This progression highlights how AI systems create value not merely by detecting abnormalities but by helping organizations understand and respond to emerging conditions.

Overall Significance

Overall, Figure 9.2-B12 demonstrates how cloud-assisted industrial AI integrates anomaly detection, correlation analysis, root-cause inference, risk assessment, and predictive alerting into a unified enterprise-intelligence framework. By connecting distributed observations across multiple operational domains and transforming them into actionable warnings and coordinated response strategies, the architecture enables organizations to identify developing risks before they escalate into significant disruptions. The result is a more proactive, resilient, and informed approach to industrial operations in which enterprise awareness supports timely intervention, continuity planning, and long-term risk management.

The discussion of **System-Level Anomaly Correlation, Root-Cause Inference, and Early-Warning Intelligence** demonstrated how cloud-assisted AI systems identify abnormal behavior, correlate distributed observations, infer plausible causes, and generate prioritized warnings before disruptions escalate into significant operational failures. These capabilities enable industrial enterprises to move beyond reactive monitoring and develop a proactive understanding of emerging risks across interconnected facilities, fleets, infrastructures, and operational

processes. However, even the most sophisticated anomaly-detection and root-cause analysis systems operate within an environment characterized by uncertainty. Industrial operations are influenced by incomplete information, changing operating conditions, sensor limitations, environmental variability, evolving system behavior, and future events that cannot be predicted with complete precision. Consequently, effective enterprise intelligence requires not only forecasts and warnings but also an understanding of the confidence that can be placed in those predictions.

This requirement leads naturally to **Uncertainty-Aware Forecasting and Predictive Decision Confidence**. Enterprise decisions involving maintenance scheduling, production planning, logistics coordination, energy management, risk mitigation, and contingency activation frequently depend upon forecasts of future conditions. While predictive models may estimate equipment failure probabilities, future demand levels, resource availability, or disruption risks, these estimates inevitably contain varying degrees of uncertainty. Treating predictions as precise certainties can lead to inappropriate decisions, inefficient resource allocation, or excessive confidence in model outputs. Therefore, modern cloud-based forecasting systems increasingly incorporate mechanisms for quantifying uncertainty, estimating confidence intervals, evaluating risk ranges, and communicating predictive reliability alongside forecasted outcomes.

Uncertainty-aware forecasting enables organizations to distinguish between highly reliable predictions and those associated with greater ambiguity or risk. Rather than asking only *"What is most likely to happen?"*, decision-makers can also evaluate *"How confident are we in that prediction?"* and *"What alternative outcomes remain plausible?"* This additional information supports more informed operational planning, improved risk management, and more effective allocation of resources under uncertain conditions. By integrating predictive confidence with enterprise-scale forecasting, industrial organizations can balance anticipated opportunities against potential risks and make decisions that remain robust across a range of possible future scenarios.

Consequently, predictive intelligence evolves beyond the generation of forecasts and warnings toward the development of decision-support systems capable of reasoning under uncertainty. The following discussion examines how cloud-assisted AI quantifies predictive confidence, manages forecasting uncertainty, and supports enterprise decision-making through probabilistic reasoning, confidence-aware analytics, and risk-informed operational planning.

v. Uncertainty-Aware Forecasting and Predictive Decision Confidence

Enterprise-scale predictive intelligence operates within environments characterized by incomplete observations, changing operating conditions, uncertain future events, heterogeneous data quality, and complex interactions among industrial systems. Although modern cloud-based AI models can generate highly sophisticated forecasts, no predictive system can eliminate uncertainty entirely. Equipment behavior may change unexpectedly, environmental conditions may evolve in unforeseen ways, supply-chain disruptions may emerge suddenly, and operational decisions may alter previously established trends. Consequently, effective predictive intelligence requires more than estimating future outcomes. It must also communicate the degree of confidence associated with those estimates and the uncertainty surrounding potential future conditions.

Traditional forecasting approaches often emphasize a single predicted outcome, such as the expected demand for a product, the anticipated energy consumption of a facility, or the predicted failure date of a machine component. While such point estimates can simplify decision-making, they may create a misleading impression of certainty. In practice, future conditions rarely unfold exactly as predicted. Industrial decision-makers therefore benefit not only from understanding what outcome is most likely, but also from understanding the range of outcomes that remain plausible and the factors contributing to forecast uncertainty.

The preceding discussion established that forecasts alone are insufficient for effective industrial decision-making. Enterprise planners, maintenance engineers, operations managers, and energy coordinators must evaluate not only the predicted outcome of future events but also the reliability of the information on which those predictions are based. Forecast uncertainty may arise from incomplete observations, changing operating conditions, sensor limitations, data-quality variations, emerging failure modes, and unexpected external influences. Consequently, modern predictive-intelligence systems increasingly incorporate mechanisms for quantifying uncertainty, estimating confidence, evaluating forecast reliability, and communicating the associated level of risk. These capabilities allow organizations to interpret predictive results more effectively and to align operational actions with the degree of certainty associated with future projections. Table 9.2-B13 summarizes the principal functions supporting uncertainty-aware forecasting and predictive decision confidence within enterprise-scale industrial AI systems.

Table 9.2-B13 presents the major functions associated with uncertainty-aware forecasting and predictive decision confidence for enterprise predictive intelligence. The table identifies the primary information sources used by each function, the analytical methods employed to estimate uncertainty and confidence, the resulting outputs generated by these methods, and

their contribution to operational decision-making. Collectively, these functions extend traditional forecasting beyond the generation of expected outcomes by incorporating measures of reliability, prediction confidence, risk exposure, and scenario variability. The resulting framework supports more informed, transparent, and resilient decision-making across industrial operations.

Table 9.2-B13 – Uncertainty-Aware Forecasting and Predictive Decision Confidence Functions for Enterprise Predictive Intelligence

Predictive Intelligence Function	Primary Information Sources	Analytical Approaches	Outputs	Operational Contribution
Probabilistic Forecast Generation	Telemetry, operational history, enterprise data	Probabilistic forecasting, temporal AI models, transformers	Forecast distributions, expected outcomes	Provides future-state predictions with associated uncertainty
Prediction Interval Estimation	Forecast outputs and historical variability	Statistical confidence estimation, Bayesian inference	Confidence intervals and forecast ranges	Communicates plausible operating conditions
Failure-Risk Confidence Assessment	Asset-health indicators, maintenance histories, degradation signals	Survival analysis, probabilistic reliability models	Failure probabilities and risk distributions	Supports maintenance prioritization
Demand and Resource Uncertainty Modeling	Production schedules, logistics information, market indicators	Scenario forecasting, stochastic modeling	Resource-demand ranges and utilization forecasts	Improves planning accuracy

Data-Quality and Reliability Analysis	Sensor metadata, telemetry quality indicators, provenance information	Confidence scoring, data-validation analytics	Reliability assessments and trust scores	Prevents excessive reliance on uncertain data
Model Confidence Evaluation	Predictive outputs and validation results	Model calibration, uncertainty estimation, ensemble analysis	Forecast-confidence metrics	Improves interpretation of predictive results
Scenario-Based Forecast Development	Operational constraints, environmental conditions, business objectives	Scenario analysis, simulation, what-if evaluation	Multiple future operating scenarios	Enhances preparedness and flexibility
Forecast Reliability Monitoring	Predicted outcomes and actual observations	Drift detection, forecast-performance analysis	Reliability assessments and model-health indicators	Supports continuous model improvement
Decision Confidence Assessment	Forecast outputs, confidence estimates, operational priorities	Multi-criteria analysis, risk assessment	Confidence-adjusted recommendations	Enables risk-aware decision-making
Human-Centered Predictive Support	Forecasts, confidence information, contextual evidence	Explainable AI, decision-support analytics	Interpretable forecasting recommendations	Supports informed engineering judgment

Source: *Adapted from uncertainty-aware AI systems, probabilistic forecasting frameworks, industrial decision-support architectures, predictive-risk management systems, and cloud-based enterprise analytics methodologies.*

Understanding Uncertainty in Enterprise Forecasting

Table 9.2-B13 illustrates a fundamental principle of predictive intelligence: every forecast contains some degree of uncertainty. Even when predictive models are highly accurate, future operating conditions remain influenced by factors such as environmental variability, equipment behavior, changing workloads, supply-chain conditions, human decisions, and unforeseen events. For this reason, modern industrial forecasting systems focus not only on predicting future outcomes but also on quantifying the uncertainty associated with those predictions.

The table demonstrates how uncertainty-aware intelligence transforms forecasting from a purely predictive activity into a broader decision-support capability that helps organizations understand both expected outcomes and the confidence that can be placed in those outcomes.

Generating Forecasts Under Uncertain Conditions

The first function identified in the table is **Probabilistic Forecast Generation**.

Conventional forecasting methods often produce a single predicted value. In contrast, uncertainty-aware forecasting recognizes that multiple outcomes may be plausible. Using historical operational records, telemetry streams, enterprise information, and environmental observations, AI systems generate forecasts that represent likely future states while accounting for variability and uncertainty.

These forecasts provide the foundation upon which subsequent confidence assessments and risk analyses are built.

Communicating Forecast Variability Through Prediction Intervals

A key requirement of uncertainty-aware forecasting is the ability to communicate the range of outcomes that may occur.

The **Prediction Interval Estimation** function provides this capability by generating confidence intervals, forecast ranges, and probability distributions. Rather than stating that a failure will occur on a particular day or that demand will reach a single value, the system estimates an interval within which future conditions are likely to fall.

This information helps decision-makers understand the degree of uncertainty associated with predicted outcomes and supports more realistic planning assumptions.

Quantifying Failure Risk and Remaining Life Uncertainty

The table also identifies **Failure-Risk Confidence Assessment** as an important forecasting capability.

Industrial assets rarely fail at perfectly predictable times. Equipment behavior may vary because of different operating conditions, maintenance histories, environmental influences, and manufacturing variations. Probabilistic reliability models and survival-analysis methods evaluate these factors to estimate not only expected failure likelihood but also the uncertainty surrounding those estimates.

Such information helps maintenance planners prioritize activities according to both risk level and predictive confidence.

Anticipating Resource Variability

Enterprise operations rely heavily on forecasts of future resource requirements.

The **Demand and Resource Uncertainty Modeling** function evaluates the uncertainty associated with production demand, logistics operations, workforce requirements, inventory consumption, and resource utilization. Scenario-based forecasting and stochastic models generate a range of possible future conditions rather than assuming a single deterministic outcome.

This approach supports more adaptive planning and helps organizations prepare for alternative operating conditions.

Evaluating Information Quality

Forecast quality depends heavily upon data quality.

The table highlights **Data-Quality and Reliability Analysis** as a mechanism for evaluating the completeness, consistency, and trustworthiness of available information. Sensor health, telemetry quality indicators, data provenance, and reliability metrics are analyzed to determine whether uncertainty originates from limitations in the underlying observations.

By identifying potential weaknesses in data quality, organizations can avoid overconfidence in forecasts derived from uncertain information sources.

Assessing Model Confidence

Uncertainty may originate not only from data but also from the predictive models themselves.

The **Model Confidence Evaluation** function examines model calibration, forecast reliability, and predictive consistency. Ensemble forecasting methods, confidence estimation techniques, and

validation analyses help determine how well the model is expected to perform under current operating conditions.

This information allows users to distinguish between highly reliable forecasts and those associated with greater uncertainty.

Exploring Alternative Futures Through Scenario Analysis

The future rarely unfolds according to a single predetermined path.

For this reason, the table includes **Scenario-Based Forecast Development**. This function evaluates multiple possible operating conditions, including changes in demand, weather patterns, equipment availability, resource constraints, supply-chain disruptions, and other influencing factors.

Scenario analysis enables organizations to prepare for a range of possible futures rather than relying exclusively on a single forecast trajectory.

Maintaining Reliability Through Forecast Monitoring

Forecasts must be evaluated continuously after deployment.

The **Forecast Reliability Monitoring** function compares predicted outcomes against observed results to determine whether model performance remains acceptable. Differences between expected and actual conditions may indicate evolving system behavior, model drift, changing environmental influences, or previously unseen operating conditions.

Continuous monitoring supports recalibration and model improvement, ensuring that forecasting systems remain relevant over time.

Supporting Risk-Informed Decisions

The table further illustrates that predictive intelligence ultimately supports decision-making rather than prediction alone.

The **Decision Confidence Assessment** function integrates forecast outputs, uncertainty estimates, confidence scores, and operational priorities to generate confidence-adjusted recommendations. This allows organizations to evaluate potential actions according to both expected benefits and associated uncertainty.

As a result, decisions become more robust and better aligned with enterprise risk-management objectives.

Integrating Human Judgment and AI Intelligence

Although AI systems provide powerful forecasting capabilities, many industrial decisions continue to involve human expertise.

The **Human-Centered Predictive Support** function ensures that engineers, maintenance planners, operators, and managers receive forecasts accompanied by confidence measures, supporting evidence, contextual explanations, and uncertainty estimates. This information enables decision-makers to interpret predictive outputs more effectively and integrate organizational knowledge into the decision process.

Consequently, predictive intelligence functions as a collaborative tool rather than a fully autonomous decision mechanism.

Confidence as a Core Component of Predictive Intelligence

A broader theme emerging from Table 9.2-B13 is that confidence assessment is not a secondary activity performed after forecasting. Instead, confidence information forms an integral component of predictive intelligence itself.

Forecasts become significantly more valuable when accompanied by information describing reliability, uncertainty, and risk. Decision-makers can then determine not only what the model expects to happen but also how much confidence is placed in that expectation.

This capability is particularly important in industrial environments where operational decisions may have significant economic, safety, reliability, and resource-allocation consequences.

Overall Significance

Overall, Table 9.2-B13 demonstrates that uncertainty-aware forecasting and predictive decision confidence are essential components of modern enterprise predictive intelligence. Through probabilistic forecasting, prediction-interval estimation, confidence assessment, scenario analysis, reliability monitoring, and human-centered decision support, cloud-assisted AI systems provide a more complete representation of future conditions than traditional deterministic forecasting approaches. By explicitly acknowledging uncertainty and communicating predictive confidence, these systems enable industrial organizations to make more informed, resilient, and risk-aware decisions across maintenance planning, production operations, logistics coordination, energy management, and enterprise optimization activities.

For example, a predictive-maintenance model may estimate that a bearing has an elevated probability of failure within the next two weeks. This forecast carries a different operational meaning if it is supported by extensive historical evidence, strong degradation indicators, and a narrow confidence interval than if it is based on limited observations and a broad uncertainty range. Similarly, an energy-demand forecast derived from highly stable production schedules

may warrant greater confidence than a forecast affected by volatile weather conditions, uncertain market demand, or fluctuating production requirements. In both cases, uncertainty information becomes an essential component of effective decision-making.

While Table 9.2-B13 summarizes the principal functions that support uncertainty-aware forecasting and predictive decision confidence, these functions are most effectively understood when viewed as components of an integrated decision-support architecture. In practice, probabilistic forecasting, uncertainty estimation, confidence evaluation, reliability monitoring, and risk assessment operate together rather than as independent analytical processes. Predictions generated by forecasting models must be evaluated in the context of data quality, model behavior, operational uncertainty, and organizational risk tolerance before they can be translated into operational recommendations. Figure 9.2-B13 illustrates this architecture and demonstrates how cloud-assisted predictive intelligence transforms operational data into confidence-aware forecasts that support risk-informed planning, resource allocation, and enterprise decision-making.

Figure 9.2-B13 presents an architecture for uncertainty-aware forecasting and predictive decision confidence within cloud-assisted industrial intelligence systems. The figure illustrates how operational information collected across enterprise environments is transformed into predictive insights that include not only expected future outcomes but also measures of uncertainty, reliability, and confidence. Through probabilistic forecasting, uncertainty quantification, confidence assessment, and decision-support analysis, the architecture enables organizations to evaluate both anticipated conditions and the degree of confidence associated with those expectations. The resulting intelligence supports more resilient, transparent, and risk-aware operational decision-making.



Figure 9.2-B13 – Uncertainty-Aware Forecasting and Predictive Decision Confidence Architecture

The figure illustrates how cloud-assisted predictive-intelligence systems integrate forecasting, uncertainty quantification, confidence assessment, and decision-support functions into a unified analytical framework. Operational data originating from industrial assets, production systems, logistics networks, energy infrastructures, and enterprise applications are transformed into predictive forecasts describing future conditions. Probabilistic methods, confidence estimation techniques, calibration analyses, and reliability-monitoring processes evaluate the uncertainty associated with these forecasts. The resulting confidence-aware intelligence supports maintenance planning, production optimization, logistics coordination, energy management, risk mitigation, and other enterprise decision-making activities.

Legend

Figure Element	***Description***
Enterprise Operational Data	*Enterprise-wide observations providing the foundation for predictive intelligence.*
Equipment Telemetry	*Measurements describing asset condition, utilization, degradation, and operational performance.*
Production Systems	*Manufacturing and process-operation data supporting production forecasting.*

Energy Networks	*Energy-generation, distribution, storage, and consumption information.*
Logistics Operations	*Material-flow, transportation, inventory, and supply-chain observations.*
Maintenance Records	*Historical maintenance activities, inspections, repairs, and failure events.*
Environmental Conditions	*Weather, temperature, humidity, and environmental-influence observations.*
Enterprise Information Systems	*ERP, MES, planning, inventory, and operational-management platforms.*
Predictive Modeling	*Forecasting environment responsible for generating future-state predictions.*
Failure Forecasting	*Prediction of future equipment failures and degradation behavior.*
Demand Prediction	*Estimation of future production, inventory, and resource requirements.*
Energy Forecasting	*Prediction of future energy demand, generation, and consumption patterns.*
Logistics Forecasting	*Forecasting transportation requirements, material flows, and supply-chain activity.*
Resource Planning Models	*Forecasts supporting workforce, inventory, and operational-resource allocation.*
Uncertainty Quantification Layer	*Analytical layer responsible for quantifying forecast variability and uncertainty.*
Prediction Intervals	*Estimated ranges within which future outcomes are expected to occur.*

Probability Distributions	*Statistical representations of multiple possible future outcomes.*
Bayesian Inference	*Probabilistic reasoning approach used to estimate uncertainty and confidence.*
Ensemble Forecasting	*Combination of multiple predictive models to improve robustness and uncertainty estimation.*
Scenario Analysis	*Evaluation of alternative future operating conditions and possible outcomes.*
Confidence & Reliability Assessment	*Processes used to determine forecast trustworthiness and predictive reliability.*
Data Quality Evaluation	*Assessment of the completeness, consistency, and reliability of input information.*
Forecast Confidence Scoring	*Quantification of confidence associated with predictive outputs.*
Model Calibration Analysis	*Evaluation of how accurately confidence estimates correspond to observed outcomes.*
Reliability Monitoring	*Continuous assessment of forecast performance and predictive accuracy.*
Decision Support Intelligence	*Layer responsible for translating forecasts into operational recommendations.*
Maintenance Planning	*Decision-support processes related to maintenance scheduling and asset management.*
Production Optimization	*Forecast-driven optimization of production activities and resource allocation.*
Management Interface	*Presentation of predictive intelligence to planners, engineers, and decision-makers.*
Energy Management	*Forecast-driven planning and optimization of energy resources.*

Logistics Coordination	*Coordination of transportation, inventory, and supply-chain activities.*
Risk Management	*Assessment and mitigation of operational, financial, and organizational risks.*
Confidence-Aware Decisions	*Final decision layer incorporating both forecasts and associated uncertainty.*
High-Confidence Actions	*Decisions supported by strong predictive evidence and high confidence levels.*
Conditional Recommendations	*Actions recommended subject to additional operational considerations.*
Additional Verification Required	*Situations requiring further investigation before action is taken.*
Human Review and Approval	*Decisions requiring engineering, managerial, or operational oversight prior to implementation.*

Understanding Confidence in Predictive Intelligence

Figure 9.2-B13 illustrates how uncertainty-aware forecasting extends conventional predictive analytics by incorporating explicit assessments of confidence and reliability. Rather than treating forecasts as definitive statements regarding future conditions, the architecture recognizes that uncertainty is an inherent characteristic of industrial operations. Consequently, predictive intelligence must communicate not only expected outcomes but also the degree of confidence associated with those outcomes.

The figure therefore presents forecasting and confidence assessment as complementary processes within a unified decision-support framework.

Transforming Operational Data into Predictive Knowledge

The architecture begins with **Enterprise Operational Data**, which provides the informational foundation for predictive intelligence.

Equipment telemetry, production information, logistics observations, maintenance records, energy data, environmental conditions, and enterprise-system information collectively describe current and historical operating conditions across the industrial ecosystem.

These observations provide the evidence from which predictive models learn patterns and generate forecasts of future behavior.

Generating Forecasts Across Multiple Operational Domains

The **Predictive Modeling** layer transforms operational information into forecasts.

Different forecasting models estimate future equipment conditions, resource requirements, production demand, logistics activity, and energy consumption. Because industrial systems are interconnected, multiple forecasting domains operate simultaneously to provide a broader understanding of anticipated future conditions.

The figure demonstrates that enterprise predictive intelligence is inherently multi-domain in nature.

Quantifying Forecast Uncertainty

The next stage, the **Uncertainty Quantification Layer**, addresses one of the most important challenges in predictive analytics: determining how much confidence is placed in forecast outputs.

Prediction intervals, probability distributions, Bayesian methods, ensemble forecasting, and scenario analysis collectively evaluate the range of plausible outcomes that may occur. Rather than producing a single deterministic prediction, the architecture communicates variability and uncertainty explicitly.

This capability helps decision-makers understand that multiple future conditions may be possible.

Evaluating Confidence and Reliability

Forecast uncertainty alone is not sufficient to support effective decision-making.

The **Confidence & Reliability Assessment** layer evaluates data quality, model behavior, calibration accuracy, and forecast reliability. These analyses determine whether predictive systems are performing consistently and whether their confidence estimates remain trustworthy.

By separating uncertainty estimation from reliability assessment, the architecture provides a more complete understanding of predictive performance.

Supporting Operational Decision-Making

The **Decision Support Intelligence** layer translates predictive insights into operationally meaningful recommendations.

Maintenance planning, production optimization, logistics coordination, energy management, and risk-management activities are informed by both the forecasts themselves and the associated confidence information. This allows decision-makers to evaluate whether operational actions proceed immediately or whether further information is necessary.

The figure illustrates that confidence information directly influences the way predictive intelligence is used.

Matching Decisions to Confidence Levels

A distinctive feature of the architecture is the **Confidence-Aware Decisions** layer.

High-confidence forecasts may support direct operational action. Forecasts associated with moderate uncertainty may generate conditional recommendations requiring additional assessment. Predictions characterized by greater uncertainty may trigger requests for verification, human review, or supervisory approval.

This graduated approach helps organizations align decision authority with predictive reliability.

Integrating Human Judgment and Artificial Intelligence

Another important concept represented by the figure is the integration of human expertise into predictive decision-making.

The architecture does not assume that all forecasts are executed automatically. Instead, engineers, planners, managers, and domain experts remain participants in the decision process, particularly when uncertainty levels are elevated or when decisions involve significant operational consequences.

This combination of AI-generated intelligence and human oversight supports more responsible and reliable industrial decision-making.

From Forecasting to Risk-Informed Planning

A broader lesson emerging from Figure 9.2-B13 is that forecasting becomes significantly more valuable when accompanied by estimates of confidence and uncertainty.

Organizations can evaluate not only what outcome is most likely to occur but also how reliable that forecast is, what alternative outcomes are plausible, and what risks are considered before

action is taken. Consequently, planning becomes more adaptive and resilient in the face of uncertainty.

Overall Significance

Overall, Figure 9.2-B13 demonstrates how uncertainty-aware forecasting and predictive decision confidence enhance enterprise predictive intelligence by integrating probability estimation, confidence assessment, reliability evaluation, and human-centered decision support into the forecasting process. Through this architecture, cloud-assisted AI systems help organizations understand both anticipated future conditions and the uncertainty associated with those expectations. The resulting intelligence supports more transparent, risk-aware, and resilient decision-making across maintenance operations, production planning, logistics management, energy optimization, and broader enterprise coordination activities.

Uncertainty-aware forecasting addresses this challenge by augmenting predictive outputs with measures of confidence, reliability, variability, and risk. Rather than asking only, *"What is most likely to occur?"*, industrial organizations can also evaluate *"How certain is the forecast?"*, *"What alternative outcomes remain plausible?"*, and *"How will operational decisions change if conditions differ from expectations?"* These additional perspectives support more robust planning, more effective resource allocation, and improved risk management across complex industrial environments.

Several complementary capabilities contribute to uncertainty-aware predictive intelligence:

1. **Prediction Intervals and Probability Estimates.** Rather than generating only single-point forecasts, predictive models estimate probability distributions, confidence intervals, and ranges for future equipment conditions, production demand, energy consumption, logistics requirements, and operational outcomes. These estimates communicate both expected outcomes and the uncertainty associated with those outcomes.
2. **Confidence-Aware Decision Prioritization.** Predictive outputs are evaluated together with asset criticality, operational impact, and organizational risk tolerance. Uncertain forecasts may warrant additional verification before action is taken, whereas highly confident predictions affecting critical assets may justify immediate intervention.
3. **Scenario-Based Forecasting.** AI systems evaluate multiple possible future conditions rather than relying on a single projected outcome. Alternative scenarios may include varying demand levels, weather conditions, equipment-availability states, supply-chain disruptions, workforce constraints, and energy-resource availability. Scenario analysis helps organizations prepare for a wider range of operational possibilities.

4. **Model Drift and Forecast Reliability Monitoring.** Forecasting systems continuously compare predicted outcomes with actual observations to evaluate ongoing predictive performance. Significant decreases in forecast reliability may indicate model drift, changing operating conditions, evolving system behavior, or emerging patterns not adequately represented within the training data.
5. **Human and Engineering Oversight.** Predictions associated with high-impact operational decisions are often reviewed by engineers, maintenance planners, operations managers, and subject-matter experts. Forecasts can be accompanied by supporting evidence, confidence measures, historical context, and uncertainty estimates that enable informed human judgment.

By incorporating these capabilities, uncertainty-aware forecasting transforms predictive intelligence from a deterministic prediction mechanism into a risk-informed decision-support framework. Forecasts become not merely statements about the future but evidence-based assessments of potential future conditions, their likelihood, and their associated uncertainty.

vi. Why Global AI Predictive Modeling Matters

The preceding discussion has demonstrated that global predictive modeling extends the scope of industrial intelligence well beyond local monitoring, facility-level optimization, or equipment-specific forecasting. Through multi-facility telemetry fusion, fleet-wide predictive maintenance, cross-facility coordination, anomaly correlation, root-cause reasoning, and uncertainty-aware forecasting, cloud-assisted AI systems develop an enterprise-scale understanding of industrial operations that spans facilities, fleets, infrastructures, supply chains, and business processes. These capabilities enable organizations to anticipate future conditions, evaluate operational risks, coordinate resources, and support decision-making across highly interconnected industrial ecosystems.

The significance of global predictive modeling becomes particularly apparent when considering the limitations of localized intelligence alone. Individual facilities may possess detailed knowledge of their own equipment, staff, production schedules, and operating conditions, but they rarely possess sufficient visibility into broader organizational relationships and dependencies. As a result, important patterns may remain fragmented across organizational boundaries. Equipment degradation observed at one facility may be related to failures occurring elsewhere. Resource bottlenecks may emerge because multiple facilities respond independently to similar conditions. Operational disruptions may propagate through logistics networks, supply chains, and shared infrastructures before their enterprise-wide consequences become visible.

Without global predictive modeling, industrial systems largely remain collections of independently monitored assets and facilities. Predictive intelligence becomes constrained by local observations, limited historical experience, and isolated decision-making processes. Organizations may recognize problems only after significant symptoms emerge, opportunities for enterprise-wide optimization may remain undiscovered, and valuable knowledge generated in one part of the enterprise may fail to benefit other operational environments.

Global predictive modeling addresses these limitations by transforming distributed operational information into coordinated, forward-looking intelligence that supports both local and enterprise-level decision-making. Rather than analyzing assets, facilities, and operations in isolation, cloud-based predictive systems identify relationships that span the broader industrial ecosystem and generate insights that support coordinated action across organizational boundaries.

Its principal benefits include:

- **Fleet-Wide Predictive Maintenance**

  Global predictive models identify common degradation patterns across large populations of machines, vehicles, robots, and industrial assets. By learning from operational histories collected across multiple facilities and operating conditions, AI systems can recognize failure signatures earlier than localized monitoring systems and support more effective inspection planning, maintenance scheduling, and spare-parts management.

- **Enterprise-Level Operational Foresight**

  Cloud intelligence generates forecasts describing future production demand, equipment availability, workforce requirements, logistics activity, inventory consumption, energy demand, and infrastructure utilization. This broader perspective enables organizations to anticipate future conditions and prepare for operational changes before they occur.

- **Cross-Facility Optimization**

  Predictive insights support coordinated decision-making across geographically distributed facilities. Production workloads, maintenance activities, fleet operations, inventory resources, energy assets, and logistics systems can be managed collectively to improve overall organizational performance rather than optimizing individual facilities independently.

- **Early Detection of Systemic Risks**

Enterprise-scale anomaly correlation enables organizations to identify emerging patterns that extend beyond individual machines or facilities. By examining related observations across distributed environments, cloud AI systems can detect developing risks, common failure mechanisms, environmental influences, and operational disruptions before localized abnormalities evolve into larger enterprise-wide problems.

- **Improved Resource Utilization**

  Forecast-driven planning improves the allocation of equipment, maintenance personnel, inventory, energy resources, transportation assets, and operational capacity. By anticipating future conditions, organizations can reduce unnecessary maintenance activities, minimize idle resources, alleviate bottlenecks, and improve overall operational efficiency.

- **Greater Operational Resilience**

  Predictive intelligence provides early warning regarding potential disruptions, equipment failures, logistics constraints, energy shortages, supply-chain interruptions, and other operational risks. This advanced awareness enables organizations to prepare contingency plans, allocate resources proactively, and adapt more effectively to changing conditions.

- **More Consistent Enterprise Intelligence**

  Shared predictive models and cross-facility analytical frameworks provide a common foundation for operational planning and decision-making. While individual facilities retain the flexibility necessary to address site-specific requirements, enterprise-wide intelligence helps ensure that decisions remain aligned with broader organizational objectives and operational priorities.

- **Enhanced Strategic Planning**

  Global predictive models support both short-term operational decisions and long-term strategic planning. Organizations can evaluate emerging trends, anticipate future capacity requirements, assess infrastructure investments, identify evolving operational risks, and develop more informed business strategies based on predictive evidence rather than historical observations alone.

- **Improved Organizational Learning**

  Every operational event, maintenance activity, equipment failure, optimization outcome, and anomaly investigation contributes to an expanding body of enterprise knowledge.

Global predictive modeling transforms these experiences into reusable intelligence that benefits facilities throughout the organization, strengthening collective learning and accelerating continuous improvement.

Ultimately, global predictive modeling transforms distributed industrial ecosystems from collections of independently monitored assets into **enterprise-wide predictive intelligence networks**. These networks continuously integrate observations from facilities, fleets, infrastructures, and business systems to identify patterns, anticipate emerging conditions, forecast future outcomes, and coordinate decision-making across complex operational environments. In doing so, they create a shared understanding of enterprise behavior that supports more proactive, resilient, and efficient industrial operations.

However, predicting future conditions represents only one stage within the broader industrial intelligence lifecycle. A forecast may indicate an impending equipment failure, an approaching logistics bottleneck, a potential energy shortage, or an opportunity to redistribute production capacity, but forecasting alone does not determine whether a proposed response will achieve the desired outcome under actual operating conditions. Predictive intelligence identifies what is likely to happen; it does not by itself demonstrate how alternative actions may influence future results.

Industrial organizations therefore require capabilities that extend beyond prediction and into experimentation, evaluation, and scenario exploration. Decision-makers must be able to assess alternative operating policies, test optimization strategies, examine the consequences of disruptions, evaluate resource-allocation choices, and estimate the effects of interventions before those actions are implemented within physical operational environments.

This requirement leads naturally to **AI-Powered Digital Twins for Simulation-Driven Planning and Scenario Exploration**. Once global predictive intelligence has established what conditions are likely to emerge across facilities, fleets, supply chains, and operational infrastructures, the next objective is to determine how the enterprise responds under different circumstances. Predictive models provide forecasts of future states, but digital twins provide environments in which possible responses can be evaluated before implementation. By combining enterprise-scale forecasting with virtual representations of machines, production systems, logistics networks, energy infrastructures, and industrial facilities, organizations can examine alternative decisions, assess their consequences, and refine operational strategies under a wide variety of simulated conditions. This capability extends industrial intelligence from predicting future events to understanding how those future events might evolve under different actions and interventions.

Consequently, the focus shifts from forecasting **what is likely to happen** toward exploring **what could happen under alternative operational scenarios**. AI-powered digital twins create dynamic, continuously updated computational representations of industrial systems that enable organizations to test strategies, evaluate contingencies, estimate operational impacts, and optimize decision policies before controlled deployment in the physical environment. Through simulation-driven planning, scenario exploration, and closed-loop optimization, digital twins transform predictive intelligence into a practical mechanism for evaluating choices, reducing uncertainty, and improving enterprise-wide decision-making.

c. AI-Powered Digital Twins for Simulation-Driven Planning and Scenario Exploration

AI-powered digital twins are intelligent, continuously updated virtual representations of physical assets, equipment, processes, fleets, infrastructure, and entire industrial facilities. They combine physical-system models, operational telemetry, historical data, simulation engines, and AI algorithms to reproduce relevant aspects of real-world industrial behavior within a computational environment. Unlike conventional engineering simulations that are typically constructed for a specific design or analysis task, AI-powered digital twins remain connected to their physical counterparts and evolve as operating conditions, equipment configurations, and environmental characteristics change.

Within hybrid edge–cloud AI architectures, digital twins provide the simulation infrastructure through which industrial organizations can evaluate alternative operating strategies, explore hypothetical scenarios, anticipate the consequences of potential disruptions, and validate optimization policies before introducing them into physical environments. They bridge the gap between predictive intelligence and operational decision-making: global predictive models estimate what is likely to happen, while digital twins allow enterprises to investigate what could happen under different decisions, constraints, and environmental conditions.

The cloud provides the computational scalability required to maintain complex digital representations, execute large numbers of simulation experiments, and coordinate scenario analysis across multiple facilities. Edge systems contribute real-time observations, local state information, and operational feedback, allowing digital twins to remain connected to the physical environments they represent.

Consequently, an industrial digital twin is not simply a three-dimensional visualization or a static mathematical model of a machine. It is an **AI-enhanced computational representation of an operational system**, capable of combining observed conditions with learned behavior, physical constraints, predictive forecasts, and simulated future states.

For example, a digital twin of an automated manufacturing facility may represent individual machines, robotic workcells, conveyor systems, material-handling vehicles, production schedules, energy infrastructure, and environmental conditions. By continuously receiving operational information, the twin can estimate the current facility state, simulate alternative production schedules, evaluate equipment-failure scenarios, and determine how changes in one production line may affect the performance of the entire facility.

At a broader enterprise level, multiple digital twins can be interconnected to represent relationships among geographically distributed factories, autonomous fleets, logistics networks, and energy systems. This creates a distributed simulation environment in which decisions can

be evaluated not only for their local consequences but also for their impact on the wider industrial ecosystem.

From an explicit AI architectural perspective, AI-powered digital twins operate through **four tightly integrated cognitive subsystems**: real-time state synchronization and semantic mirroring, simulation-driven planning and optimization, scenario exploration and counterfactual analysis, and closed-loop integration with cloud learning and edge autonomy. The principal cognitive subsystems, analytical capabilities, and decision-support functions that comprise AI-powered digital twin architectures are summarized in Table 9.2-B14.

Global predictive intelligence provides industrial organizations with the ability to anticipate future conditions, estimate operational risks, and identify opportunities for optimization across distributed assets and facilities. However, forecasting alone does not determine how alternative decisions will influence future outcomes under varying operational constraints and uncertainty conditions. Organizations must also evaluate the potential consequences of different actions before introducing them into physical environments. AI-powered digital twins address this challenge by providing continuously updated virtual environments in which physical systems, operational processes, infrastructure assets, and enterprise resources can be represented, simulated, and analyzed. Through the integration of real-time operational data, predictive analytics, simulation technologies, and optimization methods, digital twins enable organizations to examine alternative futures, assess risk, and validate strategies prior to deployment. Table 9.2-B14 summarizes the principal cognitive subsystems and decision-support functions that collectively enable simulation-driven planning, scenario exploration, and operational optimization within AI-powered digital twin architectures.

Table 9.2-B14 presents the major cognitive subsystems that comprise AI-powered digital twin architectures and identifies their respective roles in supporting simulation-driven decision-making within industrial environments. The table illustrates how digital twins progress beyond conventional engineering models by incorporating real-time synchronization, AI-driven state estimation, simulation-based optimization, scenario exploration, cloud-learning integration, and lifecycle governance into a unified computational framework.

The architecture represented in the table supports the continuous interaction of physical systems and virtual environments. Operational information flows from industrial assets into digital representations that are subsequently used for simulation, forecasting, optimization, experimentation, and policy evaluation. The resulting insights contribute directly to industrial planning, operational improvement, resilience assessment, and strategic decision-making. Collectively, these subsystems transform digital twins from static representations into active participants in enterprise intelligence and operational planning.

Table 9.2-B14 – AI-Powered Digital Twin Cognitive Subsystems and Simulation-Driven Decision-Support Functions

Cognitive Subsystem	Primary Purpose	Key Technologies and Methods	Principal Inputs	Core Outputs	Strategic Value
1. Real-Time State Synchronization and Semantic Mirroring	Maintain an accurate virtual representation of the physical environment	State estimation, Kalman filtering, semantic mapping, multimodal fusion, temporal alignment, uncertainty estimation	Sensor telemetry, PLC data, robot states, vehicle diagnostics, energy metrics, enterprise information	Synchronized digital twin state, confidence estimates, calibrated models	Continuous operational awareness and virtual system fidelity
2. Simulation-Driven Planning and AI-Based Optimization	Evaluate alternative operating strategies before physical deployment	Reinforcement learning, optimization algorithms, simulation engines, digital twins, constraint solvers	Current system state, forecasts, operational objectives, resource constraints	Optimized schedules, routing plans, maintenance strategies, resource allocations	Reduced operational risk and improved decision quality
3. Scenario Exploration and Counterfactual Analysis	Examine hypothetical future conditions and alternative responses	What-if analysis, Monte Carlo simulation, stress testing, scenario trees,	Forecasts, disruption assumptions, policy alternatives, uncertainty models	Risk assessments, contingency plans, scenario evaluations	Improved preparedness and resilience planning

		generative modeling			
4. Closed-Loop Integration with Cloud Learning and Edge Autonomy	Connect simulation environments with learning, prediction, and operational execution	Feedback learning loops, model refinement, policy validation, edge deployment management	Physical observations, simulation results, predictive models, execution feedback	Refined models, validated policies, adaptive operational intelligence	Continuous enterprise learning and adaptation
5. Simulation Fidelity and Sim-to-Real Validation	Evaluate and improve correspondence between virtual and physical systems	Physics-based calibration, domain randomization, hybrid physics-AI models, hardware-in-the-loop testing	Real-world measurements, simulation outputs, engineering specifications	Calibrated simulation environments and validation metrics	Increased confidence in simulation-based decisions
6. Multi-Scale Digital Twin Coordination	Coordinate simulations across different levels of abstraction	Hierarchical modeling, graph-based relationships, cloud-edge orchestration	Component, asset, process, facility, and enterprise states	Integrated multi-level simulation environment	Enterprise-wide systems understanding
Governance and Operational Assurance Layer	Ensure simulation integrity, safety, compliance, and traceability	Lifecycle management, configuration control, audit mechanisms,	Models, simulations, policies, deployment records	Governed simulation outcomes and approved	Trustworthy enterprise simulation intelligence

		policy management		operational actions	

The table summarizes the principal cognitive subsystems that transform digital twins from static engineering models into intelligent, continuously evolving simulation environments capable of supporting planning, optimization, experimentation, forecasting, and enterprise-scale decision-making.

Table 9.2-B14 demonstrates that AI-powered digital twins function not merely as virtual models of physical systems but as integrated cognitive environments that support operational understanding, experimentation, optimization, and continuous learning. The table illustrates how multiple analytical, simulation, and governance mechanisms operate together to transform operational data into actionable decision-support capabilities. Through this integration, digital twins provide organizations with a structured means of evaluating future possibilities before committing resources or introducing changes into physical systems.

One of the most significant observations from Table 9.2-B14 is the foundational role of **real-time state synchronization and semantic mirroring**. Every higher-level capability provided by a digital twin depends upon maintaining an accurate and contextually meaningful representation of the physical environment. Industrial systems continually generate information through sensors, controllers, robots, vehicles, infrastructure assets, and enterprise platforms. Without effective synchronization and semantic interpretation, these observations would remain isolated measurements rather than components of a coherent operational representation. Consequently, state synchronization establishes the informational foundation upon which simulation, forecasting, and planning activities depend.

The table further highlights the importance of **simulation-driven planning and AI-based optimization** as a primary mechanism for evaluating alternative operational strategies. Traditional decision-making frequently relies on historical experience, analytical approximations, or limited experimentation. Digital twins significantly expand these capabilities by enabling organizations to evaluate many possible operational configurations within a computational environment before implementation. Through the integration of optimization algorithms, reinforcement learning agents, and simulation engines, candidate strategies can be assessed according to operational objectives, constraint satisfaction, resource utilization, cost, reliability, and safety considerations. This capability enables more deliberate and informed decision-making under complex conditions.

Another important feature of the architecture is the inclusion of **scenario exploration and**

counterfactual analysis. Industrial environments are characterized by uncertainty, changing operating conditions, and the potential for unexpected disruptions. Digital twins provide a mechanism for exploring alternative futures by evaluating what may happen under hypothetical conditions that have not yet occurred in the physical environment. Through methods such as what-if analysis, stress testing, Monte Carlo simulation, contingency evaluation, and generative scenario construction, organizations can better understand both opportunities and risks associated with different operational choices. This capability supports proactive planning and preparation rather than reactive response.

The table also illustrates the critical role of **closed-loop integration with cloud learning and edge autonomy**. Digital twins do not operate as isolated simulation platforms. Instead, they participate in a broader ecosystem that includes cloud-scale training pipelines, predictive-intelligence systems, and edge-level operational execution. Physical systems continuously provide observations that improve digital-twin fidelity, while simulation results and optimization outcomes contribute to model refinement and policy development. This bidirectional exchange creates a feedback-driven architecture in which operational experience and virtual experimentation reinforce one another over time.

A particularly notable aspect of the table is the inclusion of **simulation fidelity and sim-to-real validation** as a dedicated subsystem. Digital twins derive their value from their ability to represent physical reality with sufficient accuracy for the intended decision-making task. However, all simulations involve assumptions, simplifications, and approximations. The table emphasizes that calibration, validation, domain randomization, and hardware-in-the-loop evaluation are necessary to reduce the gap between simulated and physical behavior. This recognition reinforces an important principle of industrial simulation: realistic visualization alone does not guarantee predictive validity or operational usefulness.

The architecture further highlights the significance of **multi-scale digital-twin coordination**. Industrial decision-making occurs at multiple levels, ranging from individual components and assets to production lines, facilities, and whole enterprises. Different decisions require different levels of abstraction and simulation detail. Component-level twins may focus on equipment degradation, while enterprise-level twins examine production distribution, logistics coordination, resource management, and supply-chain interactions. By interconnecting these levels of representation, organizations can evaluate how localized events propagate through broader operational systems and influence enterprise performance.

An additional insight provided by the table is the distinction between **simulation and operational execution**. Digital twins generate candidate strategies, evaluate alternatives, and identify potential improvements; however, they do not directly authorize physical actions. Their

outputs require validation, governance, safety assessment, and operational review before implementation. This separation helps ensure that simulation-supported recommendations remain aligned with operational constraints, engineering requirements, and organizational policies.

The table also demonstrates that AI-powered digital twins extend the function of industrial simulation from retrospective analysis toward prospective reasoning. Instead of merely describing current system behavior, digital twins support reasoning about future conditions, potential disruptions, proposed strategies, and alternative courses of action. Consequently, they become tools for strategic planning, operational experimentation, and informed decision support rather than simply digital representations of physical assets.

From an enterprise perspective, Table 9.2-B14 reveals how digital twins help bridge the gap between predictive intelligence and operational decision-making. Predictive models estimate future system behavior, but digital twins provide the environment in which different responses to those predictions can be evaluated. As a result, organizations gain the ability not only to anticipate future events but also to examine how alternative decisions may influence those events before implementing change in live operations.

Ultimately, Table 9.2-B14 illustrates that AI-powered digital twins function as simulation-centered cognitive systems that integrate operational awareness, predictive intelligence, optimization, experimentation, validation, and learning into a unified decision-support architecture. Through real-time synchronization, simulation-driven analysis, counterfactual exploration, cloud-learning integration, fidelity management, and multi-scale coordination, digital twins enable organizations to evaluate potential futures, reduce operational uncertainty, and improve decision quality across increasingly complex industrial environments.

Table 9.2-B14 summarized the principal cognitive subsystems that enable AI-powered digital twins to support simulation-driven planning, scenario exploration, optimization, and continuous learning. Although these subsystems can be examined individually, their full value emerges through their interaction as components of an integrated decision-support architecture. Real-time state synchronization provides a continually updated representation of the physical environment; simulation and optimization engines evaluate alternative operating strategies; scenario-exploration mechanisms investigate uncertainty and potential disruptions; and cloud-learning systems refine models using both operational and simulated experience. The resulting insights are validated, translated into operational policies, and ultimately applied within physical environments through controlled execution processes. Figure 9.2-B14 illustrates these relationships and demonstrates how digital twins function as the computational bridge

connecting physical industrial systems, predictive intelligence, simulation-based reasoning, and operational decision-making.

Figure 9.2-B14 presents an AI-powered digital twin architecture designed to support simulation-driven planning, scenario exploration, and closed-loop industrial optimization. The architecture illustrates how real-time operational information from physical industrial environments is transformed into synchronized virtual representations that serve as platforms for forecasting, experimentation, optimization, and decision validation. By integrating operational telemetry, predictive intelligence, simulation engines, and cloud-learning systems, the digital twin becomes an active participant in enterprise-level planning rather than a passive virtual model.

The figure also highlights the continuous feedback relationships that connect physical operations, digital-twin environments, optimization processes, cloud-based learning, and edge-level execution. Through these interactions, organizations can evaluate potential decisions within a virtual environment, assess their consequences under alternative operating conditions, validate proposed actions, and continuously refine both operational strategies and AI models using real-world feedback.

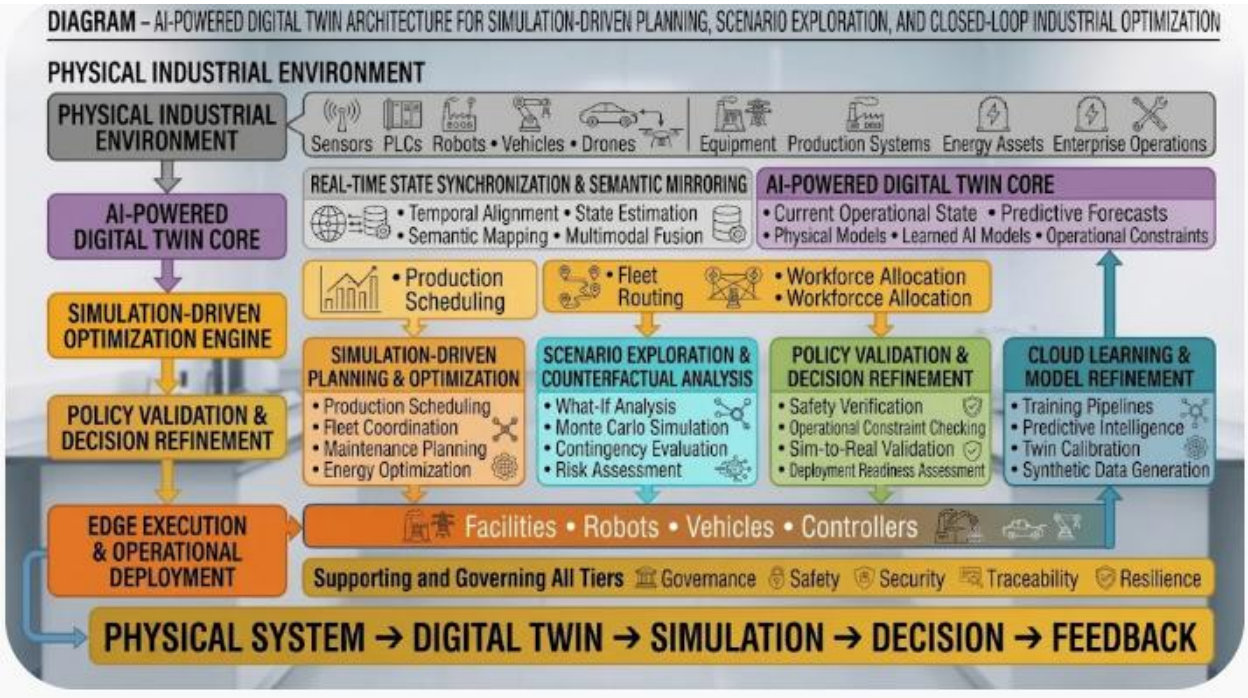

Figure 9.2-B14 – AI-Powered Digital Twin Architecture for Simulation-Driven Planning, Scenario Exploration, and Closed-Loop Industrial Optimization

The figure illustrates the integration of physical industrial systems, real-time digital-twin synchronization, simulation-driven optimization, scenario exploration, policy validation, cloud learning, and operational

deployment within a unified decision-support architecture. Operational information from sensors, industrial controllers, robots, vehicles, drones, production systems, energy assets, and enterprise platforms is synchronized with a continuously updated digital twin through semantic mapping, state estimation, multimodal fusion, and uncertainty-aware calibration. The digital twin serves as a simulation environment for production scheduling, fleet coordination, maintenance planning, resource allocation, and energy optimization while supporting counterfactual analysis, what-if evaluation, contingency planning, and risk assessment. Candidate strategies are validated against operational constraints, safety requirements, and deployment criteria before controlled execution within edge environments. Operational outcomes are subsequently fed back into cloud-learning systems, predictive models, and twin-calibration processes, creating a continuous cycle of simulation-driven improvement and enterprise optimization.

Legend

Figure Element	***Description***
Physical Industrial Environment	*Real-world industrial systems generating operational observations and state information.*
Sensors	*Provide telemetry related to equipment condition, environmental measurements, and operational activity.*
PLCs	*Supply control-system states, process variables, alarms, and industrial-control information.*
Robots	*Generate motion, perception, utilization, and operational-performance data.*
Vehicles	*Contribute navigation, fleet-utilization, routing, and diagnostic information.*
Drones	*Provide inspection imagery, thermal observations, environmental measurements, and structural assessments.*
Equipment	*Industrial assets whose operational state is represented within the digital twin.*
Production Systems	*Manufacturing processes, production lines, and workflow activities represented by simulation models.*

Energy Assets	*Electrical infrastructure, storage systems, renewable generation resources, and energy-management systems.*
Enterprise Operations	*Business processes, production schedules, inventory systems, maintenance activities, and organizational constraints.*
Real-Time State Synchronization and Semantic Mirroring	*Maintains correspondence between physical operations and virtual representations through semantic alignment and state estimation.*
Temporal Alignment	*Synchronizes observations collected at different sampling rates and timescales.*
State Estimation	*Infers hidden or partially observed physical-system states.*
Semantic Mapping	*Associates observations with meaningful operational entities and relationships.*
Multimodal Fusion	*Combines telemetry, imagery, historical information, and operational records.*
AI-Powered Digital Twin Core	*Central virtual representation containing operational state, learned models, forecasts, constraints, and simulation logic.*
Simulation-Driven Planning and Optimization	*Evaluates alternative schedules, maintenance strategies, routing plans, and resource allocations.*
Scenario Exploration and Counterfactual Analysis	*Examines hypothetical futures through what-if analysis, stress testing, contingency evaluation, and risk assessment.*
Policy Validation and Decision Refinement	*Assesses operational feasibility, safety compliance, deployment readiness, and sim-to-real compatibility.*
Cloud Learning and Model Refinement	*Supports predictive intelligence, training pipelines, twin calibration, and synthetic-data generation.*

Edge Execution and Operational Deployment	*Executes approved strategies through facilities, robots, vehicles, controllers, and operational systems.*
Governance Layer	*Provides oversight through governance, safety, security, traceability, and resilience mechanisms.*
Physical System → Digital Twin → Simulation → Decision → Feedback	*Represents the closed-loop industrial learning and optimization lifecycle.*

Figure 9.2-B14 illustrates how AI-powered digital twins transform industrial simulation from a predominantly engineering-oriented activity into a continuously evolving decision-support capability. Rather than serving solely as virtual representations of physical assets, digital twins operate as intelligent computational environments that integrate operational data, predictive analytics, simulation, optimization, policy validation, and learning into a unified architecture. The figure demonstrates how industrial organizations can explore alternative futures, evaluate strategies, and improve operational decisions before those decisions affect physical systems.

One of the most important insights provided by Figure 9.2-B14 is the central role of the **AI-powered digital twin core** as the bridge between physical operations and strategic decision-making. The architecture begins with a physical industrial environment composed of equipment, production systems, robots, vehicles, energy infrastructure, and enterprise operations. However, raw observations alone are insufficient for advanced planning and optimization. Through synchronization and semantic mirroring, these observations are transformed into a coherent virtual representation that captures not only current operating conditions but also relevant contextual relationships, operational constraints, and predictive information.

The figure further emphasizes the importance of **real-time state synchronization** in maintaining the relevance and accuracy of the digital twin. Digital twins derive their value from remaining aligned with the evolving physical environment. Temporal alignment, semantic mapping, state estimation, and multimodal data fusion continually integrate information from multiple sources and update the twin's representation of industrial operations. As a result, planning and simulation activities are grounded in current operational conditions rather than static assumptions.

A second significant observation is the role of **simulation-driven optimization** as a mechanism for evaluating operational alternatives prior to deployment. The architecture demonstrates how

production schedules, fleet-routing strategies, maintenance plans, workforce assignments, energy-allocation policies, and other operational decisions can be tested in a virtual environment before implementation. By assessing performance across multiple objectives and constraints, digital twins help organizations identify strategies that improve efficiency, reliability, and resource utilization while reducing risk.

The figure also highlights the importance of **scenario exploration and counterfactual analysis**. Industrial environments are inherently uncertain, and organizations frequently encounter conditions that have not previously occurred. Through what-if analysis, contingency simulation, risk assessment, and stress testing, digital twins provide a mechanism for examining hypothetical events and evaluating alternative responses. This capability enables decision-makers to explore potential disruptions, identify vulnerabilities, and prepare mitigation strategies before operational challenges emerge in reality.

Another notable feature of the architecture is the inclusion of **policy validation and decision refinement**. Simulation results are not automatically translated into operational actions. Instead, candidate policies undergo evaluation against safety requirements, operational constraints, sim-to-real considerations, and deployment-readiness criteria. This layer reinforces the principle that simulation provides evidence for decision-making rather than direct authorization for operational execution. Validation ensures that proposed actions remain compatible with engineering requirements, organizational objectives, and safety obligations.

The figure further illustrates how digital twins participate in a broader **enterprise learning ecosystem**. Cloud-learning systems continuously refine predictive models, calibrate twin parameters, generate synthetic data, and incorporate operational feedback. This relationship transforms digital twins from isolated simulation tools into dynamic learning environments that evolve alongside physical operations. Learning therefore becomes a continuous process in which real-world observations improve the twin while simulation outcomes improve predictive intelligence and operational strategies.

An especially important insight conveyed by the figure is the presence of a **closed-loop operational cycle**. The sequence **Physical System → Digital Twin → Simulation → Decision → Feedback** demonstrates that planning, optimization, deployment, and learning are interconnected activities. Decisions generated through simulation are deployed into physical environments, their outcomes are observed and evaluated, and the resulting information is fed back into both the digital twin and broader AI-learning infrastructure. This cyclical process ensures that the architecture remains adaptive as equipment ages, operating conditions change, and organizational requirements evolve.

The architecture also highlights the complementary relationship between **cloud intelligence and edge execution**. Cloud environments provide computational scalability for simulation, learning, and optimization, while edge systems maintain operational execution close to physical processes. This division allows complex strategic analysis to occur centrally while preserving the responsiveness and autonomy required for local operations. Consequently, decision-making benefits from global intelligence without compromising local operational control.

Another important observation is the pervasive influence of **governance, safety, security, traceability, and resilience mechanisms** across the architecture. The figure reinforces that simulation-driven decision-making must remain subject to organizational policies, cybersecurity requirements, engineering controls, and regulatory obligations. These mechanisms help ensure that simulation-suggested actions remain trustworthy, verifiable, and compatible with enterprise objectives.

Ultimately, Figure 9.2-B14 demonstrates that AI-powered digital twins serve as the operational laboratory of the industrial enterprise. By continuously integrating physical observations, predictive forecasts, simulation-driven experimentation, optimization processes, validation mechanisms, cloud learning, and operational feedback, digital twins enable organizations to evaluate alternative futures before committing to real-world actions. The resulting architecture supports safer experimentation, more informed planning, improved resilience, and continuous improvement across complex industrial ecosystems, thereby transforming simulation into a strategic capability for enterprise-wide intelligence and decision support.

It is also important to distinguish counterfactual simulation from causal proof. A digital twin can evaluate outcomes under alternative modeled assumptions, but the reliability of those outcomes depends on the accuracy of the underlying physical models, learned relationships, and causal assumptions. Simulation results therefore are interpreted as evidence for planning and decision support, not as guaranteed predictions of physical reality.

i. Real-Time State Synchronization and Semantic Mirroring

A digital twin must maintain an accurate representation of the physical system it models. This requires continuous or event-driven synchronization between the physical environment and its virtual counterpart. The synchronization process incorporates operational observations from industrial devices, control systems, sensors, and enterprise applications to update the twin's internal state.

Relevant data sources include:

- **Industrial Sensor Telemetry.** Temperature, pressure, vibration, humidity, acoustic emissions, electrical current, rotational speed, flow rates, and other measurements describing equipment and environmental conditions.
- **PLC and Industrial Controller Outputs.** Machine operating states, control commands, actuator positions, process variables, alarms, interlock states, and production-cycle information.
- **Robotic and Motion-System Data.** Robot trajectories, joint positions, velocities, accelerations, end-effector states, payload information, and motion-planning outputs.
- **Autonomous Vehicle and AGV Diagnostics.** Vehicle positions, navigation states, battery conditions, route information, localization confidence, obstacle detections, and charging requirements.
- **Drone and Aerial Inspection Data.** Flight telemetry, imagery, thermal observations, structural inspection results, and environmental measurements.
- **Energy and Infrastructure Measurements.** Electricity consumption, power quality, generation levels, storage capacity, equipment loading, and microgrid operating conditions.
- **Environmental and Facility Data.** Temperature, humidity, occupancy, air quality, ventilation performance, lighting, weather conditions, and other contextual observations.
- **Enterprise Operational Information.** Production schedules, equipment configurations, maintenance records, inventory levels, work orders, and resource-allocation information.

These observations differ in sampling frequency, format, precision, and operational meaning. Consequently, synchronization requires more than transferring raw measurements into a virtual model. AI and data-processing components must transform heterogeneous observations into a coherent representation of the physical system.

Several mechanisms contribute to this process:

- **Semantic Mirroring and State Mapping.** Raw telemetry is mapped into meaningful state variables associated with specific physical entities, equipment components, and operational relationships. For example, an increase in vibration is interpreted in relation to the motor, bearing assembly, rotational speed, operating load, and equipment condition rather than being represented as an isolated numerical change.

- **Temporal Synchronization and Multi-Rate Data Alignment.** Observations from sensors and controllers operating at different sampling rates are aligned with a common temporal reference. Resampling, event-based synchronization, temporal interpolation, and timestamp reconciliation help maintain a consistent representation of system behavior. Missing observations and communication delays must be identified rather than silently treated as valid measurements.
- **AI-Based State Estimation.** When direct measurements are incomplete or noisy, estimation algorithms infer unobserved or partially observed system conditions. Kalman filters, extended Kalman filters, particle filters, recurrent neural networks, transformer-based temporal models, and graph-based estimators can support state reconstruction, depending on the system's physical characteristics and modeling requirements.
- **Multimodal State Fusion.** Numerical telemetry, visual observations, thermal imagery, acoustic signals, maintenance records, and operational logs can be combined to improve the representation of complex industrial assets. For example, a robotic inspection image may reveal surface deterioration that can be associated with vibration measurements and equipment operating history.
- **Uncertainty Quantification and Confidence Assessment.** The twin must represent uncertainty associated with missing sensor observations, inaccurate measurements, model assumptions, delayed updates, and incomplete physical knowledge. Confidence estimates help distinguish directly observed conditions from inferred or predicted states.
- **Model Parameter Calibration.** Physical and data-driven models are periodically calibrated using observed operational behavior. Parameters representing friction, thermal response, equipment degradation, energy consumption, or mechanical dynamics can be adjusted to improve the twin's correspondence with its physical counterpart.
- **State Consistency and Version Management.** The twin maintains information about equipment configurations, model versions, sensor sources, timestamps, and recent updates. This helps prevent simulation experiments from being performed against outdated equipment configurations or inconsistent operational states.

The preceding discussion has shown that maintaining a digital twin requires substantially more than creating a virtual model of a physical asset or operational environment. To remain useful for simulation, forecasting, optimization, and decision support, the twin must continuously reflect the evolving condition of its physical counterpart. This objective requires the integration of heterogeneous observations originating from sensors, controllers, robots, autonomous

vehicles, infrastructure systems, and enterprise applications. Because these observations differ in format, timing, reliability, and operational significance, digital-twin platforms must employ synchronization, semantic interpretation, state estimation, uncertainty management, and model-calibration mechanisms to construct a coherent and continuously updated representation of reality. Table 9.2-B15 summarizes the principal functions that support real-time state synchronization and semantic mirroring within AI-powered digital-twin environments.

Table 9.2-B15 presents the major functions associated with real-time state synchronization and semantic mirroring for AI-powered digital twins. The table identifies the primary information sources that contribute to synchronization, the processing mechanisms used to transform observations into digital representations, the resulting outputs incorporated into the digital twin, and the operational contributions provided by each function. Together, these capabilities enable digital twins to maintain a context-aware and continuously updated representation of physical systems. The table also illustrates how AI techniques complement conventional data-acquisition mechanisms by supporting state estimation, multimodal fusion, uncertainty assessment, and ongoing model calibration.

Table 9.2-B15 – Real-Time State Synchronization and Semantic Mirroring Functions for AI-Powered Digital Twins

Synchronization Function	Primary Data Sources	Core Processing Activities	Digital Twin Outputs	Operational Contribution
Industrial Telemetry Integration	Sensors, instrumentation, equipment monitoring systems	Data acquisition, normalization, validation	Current equipment-state representation	Real-time operational awareness
Controller and PLC State Synchronization	PLCs, SCADA systems, control systems	Control-state mapping, command tracking, alarm integration	Process-state representation	Accurate operational-state mirroring
Robotic and Motion-System	Robots, motion controllers,	Kinematic state updates, trajectory reconciliation	Dynamic motion-state models	Accurate representation

	autonomous systems			of moving assets
Vehicle and Fleet Synchronization	AGVs, autonomous vehicles, fleet-management systems	Position tracking, route synchronization, status alignment	Fleet-state representation	Coordinated fleet visibility
Infrastructure and Energy Synchronization	Power systems, microgrids, utility systems	Resource-state monitoring, load synchronization	Energy-system digital representation	Infrastructure awareness
Enterprise Operational Synchronization	ERP, MES, maintenance systems, inventory systems	Context integration, event synchronization	Operational context layer	Alignment with enterprise operations
Semantic Mirroring and State Mapping	Telemetry and enterprise context	Ontology mapping, relationship interpretation, semantic enrichment	Context-aware state models	Improves operational meaning
Temporal Synchronization and	Multi-rate data streams	Timestamp reconciliation, interpolation, event alignment	Temporally coherent state representation	Consistent digital-twin behavior
AI-Based State Estimation	Partial observations, noisy measurements	Kalman filters, AI estimators, graph inference	Estimated hidden states	Improved state completeness
Multimodal State Fusion	Telemetry, imagery, acoustic signals, maintenance records	Cross-modal integration and fusion	Comprehensive asset-state representation	Enhanced situational awareness

Uncertainty and Confidence Assessment	Sensor reliability information, model outputs	Confidence estimation, uncertainty quantification	Confidence-aware state models	Improved decision support
Model Calibration and Adaptation	Historical behavior and observed performance	Parameter identification, model updating	Calibrated twin parameters	Improved twin fidelity
State Consistency and Version Management	Configuration and lifecycle information	Version control, state validation, change management	Governed twin state	Reliable simulation and planning

Source: *Adapted from digital-twin architectures, cyber-physical system frameworks, industrial state-estimation methodologies, AI-assisted synchronization systems, and enterprise digital-engineering platforms.*

Table 9.2-B15 illustrates one of the most fundamental capabilities of an AI-powered digital twin: the continuous alignment of a virtual representation with the evolving state of a physical system. Unlike conventional simulation models that may be updated only periodically, digital twins are designed to maintain an operationally relevant view of current conditions. Achieving this objective requires the integration of information from multiple sources and the transformation of that information into a coherent representation of equipment, processes, facilities, and operational environments.

A key idea reflected throughout the table is that synchronization involves much more than transferring data. It requires interpreting observations, preserving contextual meaning, estimating unobserved system conditions, and maintaining consistency between the physical and digital domains.

Integrating Real-Time Operational Observations

The first group of functions focuses on the acquisition and synchronization of operational data from industrial environments.

Industrial Telemetry Integration provides the digital twin with measurements describing equipment performance, environmental conditions, and process behavior. Sensors continuously generate information regarding temperature, vibration, pressure, flow rates, electrical signals,

and other operating variables. These observations form the primary evidence used to update the twin's representation of physical reality.

Similarly, **Controller and PLC State Synchronization** incorporates information regarding machine operating modes, actuator states, process variables, control commands, alarms, and production-cycle activities. Because control systems influence how equipment behaves, their state information provides essential context for interpreting observations collected elsewhere in the system.

Together, these synchronization functions establish the real-time operational foundation upon which the digital twin is built.

Representing Dynamic Industrial Assets

Many industrial environments contain assets whose state changes continuously over time.

The table highlights **Robotic and Motion-System Synchronization** and **Vehicle and Fleet Synchronization** as mechanisms designed to represent these dynamic behaviors. Robots, autonomous vehicles, drones, and other mobile assets generate information related to positions, trajectories, velocities, battery conditions, localization confidence, and operational status.

Synchronizing these observations enables the digital twin to represent not only static equipment conditions but also the movement, coordination, and evolving activity of autonomous systems operating throughout the industrial environment.

Extending Synchronization Beyond Equipment

Digital twins frequently represent more than individual machines.

The table demonstrates this broader perspective through **Infrastructure and Energy Synchronization** and **Enterprise Operational Synchronization**. These functions incorporate power-system conditions, microgrid status, energy consumption, production schedules, maintenance records, inventory information, and resource-allocation data.

By integrating both operational technology (OT) and enterprise information technology (IT), the digital twin becomes capable of representing relationships between physical operations and business activities. This expanded scope enables more comprehensive simulation and planning capabilities.

Creating Meaning Through Semantic Mirroring

One of the distinguishing characteristics of advanced digital twins is their ability to interpret information within its operational context.

The **Semantic Mirroring and State Mapping** function transforms raw measurements into meaningful representations associated with specific assets, components, processes, and operational relationships. For example, a rise in vibration is not treated merely as a numerical change but as an indicator associated with a particular machine, operating condition, and equipment-health context.

This process allows the digital twin to represent the operational meaning of observations rather than storing data as isolated measurements.

Maintaining Temporal Consistency

Industrial observations frequently originate from systems operating at different sampling rates and update frequencies.

The table identifies **Temporal Synchronization and Alignment** as a mechanism that reconciles these differences. Sensors may produce data every millisecond, while maintenance records and production schedules are updated far less frequently. Through timestamp reconciliation, data alignment, interpolation, and event synchronization, the digital twin constructs a temporally consistent view of system behavior.

This temporal coherence is essential for simulation accuracy and reliable decision support.

Estimating What Cannot Be Directly Observed

A particularly important capability represented in the table is **AI-Based State Estimation**.

Many industrial variables cannot be measured directly or may be only partially observable because of sensor limitations, communication delays, or incomplete instrumentation. State-estimation methods use available observations, domain knowledge, and machine-learning techniques to infer hidden system conditions.

Kalman filters, graph-based estimators, recurrent neural networks, and transformer-based models help reconstruct states that would otherwise remain unavailable to the digital twin. As a result, the virtual representation becomes more complete than the set of raw observations alone.

Combining Multiple Information Modalities

Industrial systems increasingly generate information in diverse forms, including telemetry streams, images, thermal scans, acoustic measurements, inspection reports, and maintenance

records.

The **Multimodal State Fusion** function combines these information sources into a unified representation of asset condition and operational behavior. By integrating complementary forms of evidence, the digital twin develops a richer understanding of the physical environment than would be possible through any single modality alone.

This capability improves both situational awareness and simulation fidelity.

Representing Confidence and Uncertainty

No synchronization process can eliminate uncertainty entirely.

Sensors may become unreliable, observations may be delayed, models may be incomplete, and important variables may remain unobservable. For this reason, the table includes **Uncertainty and Confidence Assessment** as a core synchronization function.

Confidence estimates help distinguish directly observed conditions from inferred states and communicate the reliability of the twin's representation. This capability supports more informed decision-making and prevents unwarranted confidence in uncertain state estimates.

Improving Fidelity Through Model Calibration

The accuracy of a digital twin depends upon how well its internal models reflect the corresponding physical system.

The **Model Calibration and Adaptation** function continuously refines model parameters using observed operational behavior. Variables associated with equipment performance, energy consumption, degradation behavior, thermal dynamics, and mechanical response can be updated to improve correspondence between the physical and virtual environments.

Calibration therefore enables the digital twin to evolve alongside the system it represents.

Maintaining Consistency Through Governance Mechanisms

The final synchronization function presented in the table is **State Consistency and Version Management**.

Digital twins often support planning, simulation, optimization, and operational decision-making over extended periods of time. To ensure reliability, they must maintain records of equipment configurations, model versions, data sources, and synchronization histories. Version management helps prevent analyses from being performed using outdated assumptions or inconsistent system representations.

This governance capability supports traceability, repeatability, and confidence in simulation outcomes.

Synchronization as the Foundation of Digital-Twin Intelligence

A broader lesson emerging from Table 9.2-B15 is that synchronization forms the foundation upon which all higher-level digital-twin functions depend. Predictive maintenance, anomaly detection, optimization, forecasting, scenario exploration, and simulation-driven planning all assume that the twin accurately reflects the physical environment.

Without reliable synchronization, the quality of these advanced capabilities deteriorates substantially. Consequently, maintaining a coherent, semantically meaningful, and continuously updated state representation becomes one of the most important responsibilities of an AI-powered digital-twin platform.

Overall Significance

Overall, Table 9.2-B15 demonstrates that real-time state synchronization and semantic mirroring are fundamental enabling capabilities for AI-powered digital twins. Through telemetry integration, controller synchronization, semantic interpretation, temporal alignment, AI-based state estimation, multimodal data fusion, uncertainty management, model calibration, and version governance, digital twins maintain a continuously evolving representation of physical industrial systems. This synchronized and context-aware representation provides the foundation for simulation, forecasting, optimization, scenario exploration, and decision support, ultimately enabling digital twins to function as operationally relevant and intelligent counterparts to their physical systems.

The synchronization process between a physical system and its digital twin can be represented conceptually as

$$\hat{x}_t = f_\theta(y_{0:t}, u_{0:t}, m)$$

where:

- $\hat{x}_t$ represents the estimated state of the physical system at time t.
- $y_{0:ty}$ represents the collection of available sensor measurements, telemetry streams, and observational data obtained from the physical system up to time t.
- $u_{0:t}$ represents the sequence of control inputs, operational commands, and external interventions applied to the system over the same interval.

- m denotes the underlying physical, engineering, or computational model that describes the system's behavior.
- F_θ denotes the state-estimation function parameterized by learned, calibrated, or continuously updated parameters θ.

This formulation illustrates one of the fundamental capabilities of an AI-powered digital twin: the ability to combine real-time observations, historical telemetry, operational actions, and domain-specific system models to maintain an accurate representation of the current physical state. Rather than relying solely on direct measurements, the digital twin continuously integrates multiple sources of information to infer conditions that may not be directly observable, estimate hidden system variables, compensate for incomplete or noisy sensor data, and provide a coherent view of system behavior.

As new observations become available, the state estimate is continuously updated, allowing the digital twin to remain synchronized with the evolving physical environment.

While Table 9.2-B15 summarizes the principal functions supporting real-time state synchronization and semantic mirroring, these functions are most effectively understood when viewed as components of an integrated digital-twin architecture. In practice, telemetry integration, semantic interpretation, temporal alignment, state estimation, multimodal fusion, uncertainty management, and model calibration operate together to maintain an accurate representation of the physical environment. The synchronization process transforms diverse operational observations into a coherent and context-aware model that continuously reflects evolving system conditions. Figure 9.2-B15 illustrates this architecture and demonstrates how information flows from physical assets and enterprise systems through multiple processing stages to produce a synchronized digital-twin state capable of supporting simulation, prediction, planning, and operational decision support.

Figure 9.2-B15 presents an architecture for real-time state synchronization and semantic mirroring within AI-powered digital-twin systems. The figure illustrates how information originating from industrial equipment, control systems, autonomous assets, energy infrastructures, environmental sensors, and enterprise applications is transformed into a continuously updated digital representation of the physical environment. Through semantic interpretation, temporal synchronization, AI-assisted state estimation, multimodal fusion, uncertainty assessment, and continuous calibration, the digital twin maintains an operationally relevant model of current conditions. This synchronized representation serves as the foundation for advanced capabilities such as simulation-driven planning, predictive analytics, optimization, anomaly detection, and decision support.

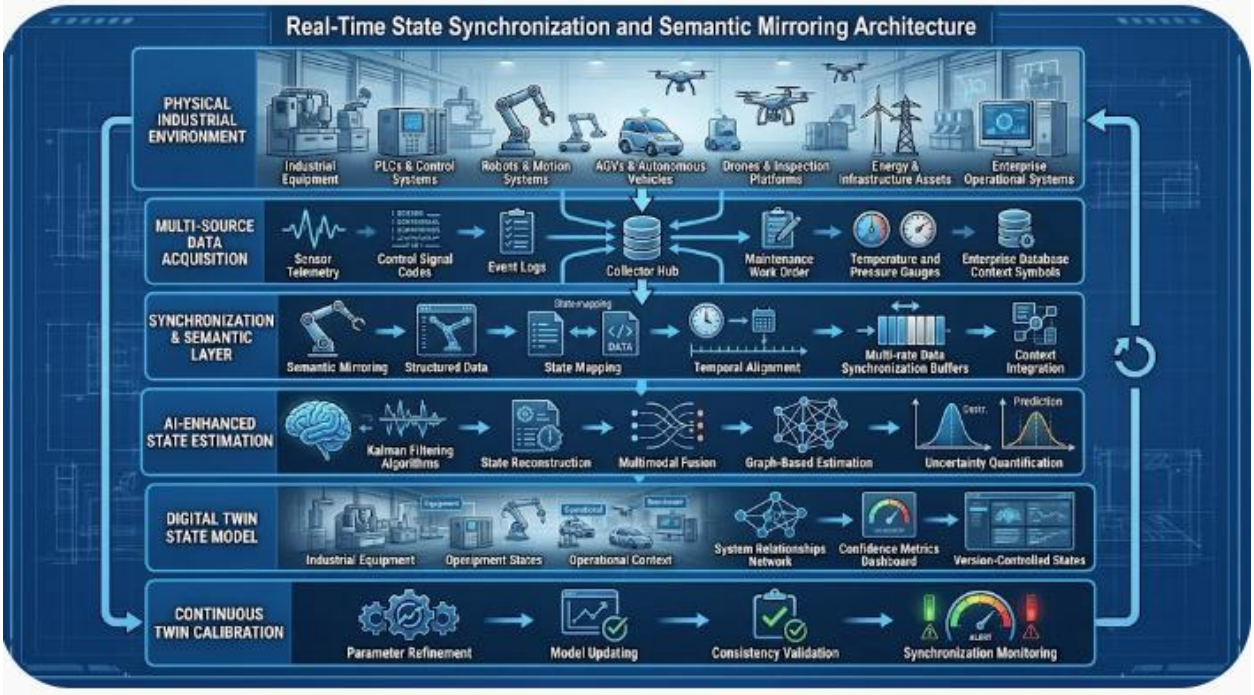

Figure 9.2-B15 – Real-Time State Synchronization and Semantic Mirroring Architecture

The figure illustrates how an AI-powered digital twin maintains alignment with a physical industrial environment through continuous synchronization, semantic interpretation, state estimation, and model calibration. Operational observations collected from industrial equipment, controllers, robotic systems, autonomous vehicles, drones, infrastructure assets, and enterprise applications are integrated through multi-source data-acquisition processes. Semantic mapping, temporal alignment, AI-enhanced estimation, and multimodal fusion transform these observations into a coherent digital representation of system behavior. Continuous calibration and validation activities subsequently maintain the fidelity, consistency, and operational relevance of the digital twin as physical conditions evolve over time.

Legend

Figure Element	***Description***
Physical Industrial Environment	*The real-world operational environment represented by the digital twin.*
Industrial Equipment	*Machines, production assets, processing systems, and equipment generating operational observations.*
PLCs & Control Systems	*Programmable logic controllers, SCADA components, and industrial automation systems producing process-state information.*

Robots & Motion Systems	*Industrial robots and motion-control assets generating kinematic and operational data.*
AGVs & Autonomous Vehicles	*Mobile industrial assets providing navigation, routing, localization, and fleet-management information.*
Drones & Inspection Platforms	*Aerial inspection systems collecting imagery, environmental measurements, and infrastructure observations.*
Energy & Infrastructure Assets	*Power systems, microgrids, energy-storage systems, and supporting infrastructure components.*
Enterprise Operational Systems	*ERP, MES, maintenance-management, inventory-management, and production-planning applications.*
Multi-Source Data Acquisition	*Layer responsible for collecting observations from diverse physical and enterprise sources.*
Sensor Telemetry	*Direct measurements of physical operating conditions.*
Control Signal Codes	*Commands, machine states, operational logic, and process-control information.*
Event Logs	*Records of operational events, alarms, maintenance actions, and process activities.*
Collector Hub	*Central integration point for incoming operational information.*
Maintenance Work Orders	*Maintenance histories and service records contributing contextual information.*
Temperature and Pressure Data	*Representative process measurements supporting state awareness.*
Enterprise Database Context Symbols	*Contextual business and operational information.*
Synchronization & Semantic Layer	*Layer responsible for transforming observations into meaningful state information.*

Semantic Mirroring	*Mapping physical observations to contextualized digital representations.*
Structured Data	*Normalized and organized operational information.*
State Mapping	*Association of observations with specific assets, components, and system states.*
Temporal Alignment	*Synchronization of observations collected at different times and frequencies.*
Multi-Rate Data Synchronization	*Coordination of heterogeneous data streams using a common temporal reference.*
Context Integration	*Incorporation of operational relationships and enterprise information.*
AI-Enhanced State Estimation	*Layer responsible for reconstructing and refining digital-twin states.*
Kalman Filtering Algorithms	*State-estimation techniques used to reduce noise and infer hidden variables.*
State Reconstruction	*Estimation of unobserved system conditions.*
Multimodal Fusion	*Combination of telemetry, imagery, records, and contextual information.*
Graph-Based Estimation	*Relationship-aware state estimation across interconnected system components.*
Uncertainty Quantification	*Measurement of confidence and uncertainty associated with estimated states.*
Digital Twin State Model	*Continuously updated representation of the physical system.*
Industrial Equipment States	*Digital representation of equipment conditions and operating modes.*

Operational Context	*Representation of environmental and operational influences affecting system behavior.*
System Relationship Network	*Model of relationships among system components and operational entities.*
Confidence Metrics Dashboard	*Representation of confidence levels associated with estimated states.*
Version-Controlled States	*State-management mechanisms ensuring traceability and consistency.*
Continuous Twin Calibration	*Processes that maintain synchronization accuracy over time.*
Parameter Refinement	*Updating model parameters using observed operational behavior.*
Model Updating	*Incorporation of new information into the digital twin.*
Consistency Validation	*Verification that the twin remains aligned with reality.*
Synchronization Monitoring	*Continuous oversight of synchronization quality and fidelity.*

Understanding Digital-Twin Synchronization

Figure 9.2-B15 illustrates how an AI-powered digital twin maintains a continuously evolving representation of a physical industrial system. The architecture demonstrates that synchronization involves far more than collecting sensor values. Instead, it is a structured process that transforms raw operational observations into a coherent, context-aware, and continuously updated representation capable of supporting simulation and decision-making.

A fundamental principle illustrated by the figure is that digital-twin fidelity depends upon the integration of observation, interpretation, estimation, and calibration processes operating together within a unified framework.

Capturing Information from the Physical Environment

The synchronization process begins within the **Physical Industrial Environment**.

Industrial equipment, controllers, robots, autonomous vehicles, drones, infrastructure assets, and enterprise systems continuously generate observations describing the current state of operations. These observations represent different aspects of industrial activity and often differ substantially in format, timing, precision, and operational meaning.

The figure emphasizes that digital twins rely upon a diverse collection of information sources rather than any single measurement stream.

Collecting and Organizing Operational Observations

The **Multi-Source Data Acquisition** layer provides the mechanism through which information enters the digital-twin environment.

Sensor telemetry, control-system outputs, event logs, maintenance records, environmental measurements, and enterprise information are collected and normalized before further processing. This layer establishes the informational foundation required to support synchronization.

The objective is not merely to gather data but to ensure that observations remain available for subsequent interpretation and integration.

Transforming Data into Meaningful State Information

The next stage, represented by the **Synchronization & Semantic Layer**, converts observations into operationally meaningful information.

Semantic mirroring associates measurements with specific physical entities and operational contexts. State mapping identifies the components and processes to which observations belong. Temporal alignment and multi-rate synchronization establish a consistent timeline across heterogeneous data streams.

This stage allows the digital twin to represent the meaning of observations rather than merely storing raw data values.

Estimating Hidden and Uncertain States

Not all aspects of an industrial system can be observed directly.

The **AI-Enhanced State Estimation** layer addresses this challenge through filtering, reconstruction, multimodal fusion, graph-based reasoning, and uncertainty quantification. These techniques enable the digital twin to infer conditions that may be difficult or impossible to measure directly.

As a result, the twin becomes capable of representing both observed and estimated aspects of system behavior.

Constructing the Digital Representation

The outputs of synchronization and estimation processes are incorporated into the **Digital Twin State Model**.

This model contains representations of equipment conditions, operational context, system relationships, confidence measures, and configuration histories. Together, these elements provide a comprehensive and continuously updated understanding of the physical environment.

The figure demonstrates that a digital twin is not simply a geometric model or visualization but an operational representation of system state.

Maintaining Fidelity Through Continuous Calibration

The final stage of the architecture focuses on **Continuous Twin Calibration**.

Parameter refinement, model updating, consistency validation, and synchronization monitoring ensure that the twin continues to reflect changing physical conditions. Because industrial systems evolve over time through wear, maintenance, environmental influences, and operational changes, calibration is essential for maintaining long-term fidelity.

This ongoing feedback process allows the digital twin to remain operationally relevant.

Synchronization as the Foundation of Advanced Digital-Twin Capabilities

A broader lesson conveyed by the figure is that synchronization forms the foundation of all higher-level digital-twin functions. Predictive maintenance, anomaly detection, forecasting, optimization, scenario exploration, and simulation-driven planning all rely on an accurate representation of current system conditions.

Without effective synchronization, the reliability of these advanced functions would be significantly reduced. Consequently, maintaining an accurate and semantically meaningful state representation is a prerequisite for digital-twin intelligence.

Overall Significance

Overall, Figure 9.2-B15 demonstrates how real-time state synchronization and semantic mirroring enable an AI-powered digital twin to maintain a continuously updated representation of a physical industrial environment. Through multi-source data acquisition, semantic interpretation, temporal synchronization, AI-based state estimation, uncertainty assessment, and continuous calibration, the architecture transforms heterogeneous observations into a

coherent and operationally meaningful digital model. This synchronized representation provides the foundation for simulation-driven planning, predictive analytics, optimization, scenario evaluation, and intelligent decision support throughout the industrial enterprise.

This synchronization forms the foundation for higher-level capabilities such as predictive maintenance, anomaly detection, scenario analysis, optimization, and simulation-driven decision support. Consequently, the digital twin functions not merely as a static virtual replica but as a continuously evolving computational representation of the physical system that supports both operational awareness and strategic planning.

An important distinction is that a digital twin does not necessarily reproduce every internal physical condition with perfect accuracy. Some variables cannot be measured directly, some sensors may become unreliable, and some physical processes may be too complex to represent completely. The objective is to maintain a sufficiently accurate and uncertainty-aware representation for the intended simulation and decision-support tasks.

The discussion of **Real-Time State Synchronization and Semantic Mirroring** established the foundational capability that enables an AI-powered digital twin to maintain an accurate and continuously evolving representation of its physical counterpart. Through telemetry integration, semantic interpretation, temporal alignment, state estimation, multimodal fusion, uncertainty assessment, and model calibration, the digital twin develops a current understanding of the operational environment. This synchronized state representation allows the twin to reflect ongoing system behavior and maintain the fidelity required for meaningful analysis. However, maintaining an accurate representation of the present is only the first stage in realizing the full value of digital-twin technology. Once an up-to-date and context-aware digital representation has been established, the next objective is to use that representation to explore future possibilities, evaluate potential actions, and identify strategies that improve operational performance.

This capability leads naturally to **Simulation-Driven Planning and AI-Based Optimization**. A synchronized digital twin provides a virtual environment in which alternative operating conditions, resource-allocation decisions, maintenance plans, production schedules, logistics strategies, and energy-management policies can be evaluated before implementation in the physical world. Rather than relying solely on historical experience or static planning models, organizations can use digital twins to conduct controlled computational experiments that examine the likely consequences of different decisions under a variety of operational conditions.

Simulation-driven planning extends the role of the digital twin from observation and representation to prediction and exploration. The digital twin can be subjected to hypothetical operating scenarios, anticipated disruptions, changing demand patterns, equipment failures, maintenance interventions, supply-chain constraints, or environmental variations. By evaluating how the simulated system responds to these conditions, planners gain insight into the potential effectiveness, risks, and tradeoffs associated with alternative courses of action.

At the same time, AI-based optimization introduces mechanisms for systematically identifying improved operating strategies within the simulation environment. Machine-learning models, reinforcement-learning agents, heuristic search methods, mathematical optimization techniques, and hybrid decision-support systems can evaluate large numbers of potential operational configurations and identify those that best satisfy defined objectives. These objectives may include maximizing production throughput, reducing energy consumption, improving asset utilization, minimizing downtime, enhancing logistics performance, reducing operational cost, or balancing multiple competing requirements simultaneously.

An important characteristic of simulation-driven optimization is that experimentation occurs within the digital environment rather than directly within the physical system. This allows organizations to explore conditions that may be costly, disruptive, hazardous, or impossible to evaluate in actual operations. Maintenance strategies can be compared before implementation, production schedules can be stress-tested against potential disruptions, and resource-allocation policies can be refined without interfering with ongoing operational activities.

Consequently, the digital twin evolves from a synchronized virtual representation into an active planning and decision-support platform. While state synchronization explains how the twin maintains awareness of the current system, simulation-driven planning and AI-based optimization explain how that awareness can be used to evaluate future possibilities, improve operational decision-making, and support continuous performance improvement. The following discussion examines how AI-powered digital twins enable organizations to simulate alternative futures, optimize operational strategies, and refine decisions before they are deployed within the physical industrial environment.

ii. Simulation-Driven Planning and AI-Based Optimization

Once the digital twin has established a sufficiently reliable representation of the physical environment, it can serve as a simulation platform for evaluating alternative operational strategies.

Conventional industrial planning often relies on historical experience, analytical calculations, and limited physical testing. Although these methods remain important, they may not fully

capture the interactions among complex equipment, autonomous agents, environmental conditions, and interconnected operational processes.

AI-powered digital twins expand planning capabilities by allowing multiple alternatives to be tested computationally before implementation. Cloud-scale simulation infrastructure can execute experiments involving different equipment configurations, production schedules, resource allocations, routing strategies, and operating conditions.

Important simulation and optimization applications include:

- **Production-Process Simulation.** Digital twins reproduce production-line behavior, machine utilization, material flows, processing times, queue formation, and equipment dependencies. AI models can evaluate alternative production schedules, machine assignments, and process configurations to identify potential improvements in throughput and resource utilization.
- **Robotic and Motion-Trajectory Simulation.** Virtual robotic environments evaluate alternative trajectories, joint configurations, collision-avoidance strategies, manipulation sequences, and task-allocation policies. These simulations help identify motion conflicts, inefficient paths, and potential operational hazards before changes are introduced to physical robots.
- **Autonomous Vehicle and Drone Simulation.** Digital twins represent road networks, warehouse environments, aerial inspection zones, obstacles, traffic conditions, battery constraints, and navigation requirements. AI models can evaluate route alternatives, mission assignments, charging schedules, and multi-agent coordination strategies.
- **Equipment Failure and Degradation Simulation.** Virtual equipment models reproduce selected failure conditions, component degradation patterns, abnormal operating loads, and maintenance scenarios. These simulations support predictive-maintenance planning and allow organizations to evaluate the consequences of operating equipment under different conditions.
- **Energy-System and Microgrid Simulation.** Digital twins model energy generation, consumption, storage, distribution, and demand-response behavior. AI optimization models can evaluate energy scheduling, battery utilization, load balancing, and the integration of renewable energy sources.
- **Multi-Facility Resource Simulation.** Enterprise-level digital twins can represent multiple production facilities, warehouses, logistics networks, and energy systems. Simulations evaluate how production changes, resource shortages, equipment failures, and

transportation delays affect the wider industrial network.

- **Policy and Operational-Constraint Simulation.** Alternative operational policies can be evaluated against equipment limitations, production requirements, safety restrictions, environmental conditions, resource constraints, and organizational rules before deployment.

The preceding discussion established that AI-powered digital twins extend beyond static representations of physical systems by providing simulation environments in which alternative operational strategies can be explored before implementation. Once a synchronized and semantically enriched digital twin is available, organizations can evaluate different production plans, maintenance schedules, resource-allocation policies, logistics configurations, energy-management strategies, and operational constraints within a virtual environment. Simulation allows decision-makers to analyze the consequences of alternative actions under both expected and uncertain conditions, while AI-driven optimization techniques identify strategies that best satisfy defined objectives and operational requirements. Table 9.2-B16 summarizes the principal simulation-driven planning and optimization functions that enable digital twins to support proactive decision-making, operational experimentation, and enterprise-wide performance improvement.

Table 9.2-B16 presents the major functions associated with simulation-driven planning and AI-based optimization in digital-twin-enabled industrial environments. The table identifies the digital-twin representations used for different simulation domains, the AI and analytical methods applied, the optimization objectives pursued, and the operational benefits produced. Collectively, these functions demonstrate how synchronized digital twins become experimental environments in which organizations can evaluate alternative decisions, compare competing strategies, assess operational tradeoffs, and refine plans prior to deployment in physical systems. The table also illustrates how simulation and optimization operate together to support both tactical operational decisions and broader enterprise planning activities.

Table 9.2-B16 – Simulation-Driven Planning and AI-Based Optimization Functions for Digital-Twin-Enabled Industrial Operations

Simulation and Optimization Function	Digital-Twin Representation	AI and Analytical Techniques	Optimization Objectives	Operational Benefits
Production-Process Simulation	Production lines, machine utilization, material flows, queues, process dependencies	Discrete-event simulation, reinforcement learning, scheduling optimization	Throughput, cycle time, resource utilization	Improved production efficiency
Robotic and Motion-Trajectory Simulation	Robot kinematics, motion plans, workspace interactions	Motion optimization, path planning, collision analysis	Safe trajectories, task efficiency, utilization	Reduced operational risk
Autonomous Vehicle and Drone Simulation	Route networks, navigation environments, battery states	Multi-agent optimization, route planning, fleet coordination	Travel efficiency, mission completion, battery utilization	Improved fleet performance
Equipment Failure and Degradation Simulation	Failure mechanisms, wear patterns, maintenance states	Prognostics, reliability models, degradation simulation	Downtime reduction, maintenance optimization	Enhanced asset reliability
Energy-System and Microgrid Simulation	Generation, storage, loads, grid interactions	Energy forecasting, load optimization, demand-response algorithms	Energy efficiency, cost reduction, sustainability	Improved energy management

Multi-Facility Resource Simulation	Facilities, logistics systems, inventories, production capacities	Network optimization, enterprise simulation	Resource balancing, capacity utilization	Improved enterprise coordination
Policy and Constraint Simulation	Operational policies, safety constraints, business rules	Policy evaluation, rules-based simulation, optimization under constraints	Compliance, safety, operational consistency	Reduced implementation risk
Scenario Exploration	Alternative operating conditions and disturbances	Monte Carlo simulation, what-if analysis	Robustness across multiple futures	Improved preparedness
Reinforcement-Learning Optimization	Dynamic operational environments	Reinforcement learning, adaptive optimization	Long-term performance improvement	Continuous operational refinement
Multi-Objective Decision Optimization	Enterprise operating conditions	Mathematical optimization, Pareto analysis	Throughput, cost, energy, safety, resilience	Balanced decision-making

Source: *Adapted from industrial digital-twin architectures, simulation-based optimization frameworks, reinforcement-learning systems, enterprise operational-research methodologies, and AI-driven decision-support platforms.*

Understanding Simulation-Driven Decision Support

Table 9.2-B16 illustrates how AI-powered digital twins transform industrial decision-making from a predominantly reactive process into a proactive and exploratory activity. Traditional planning approaches often rely on historical experience, simplified calculations, engineering judgment, and limited testing opportunities. Although these approaches remain valuable, they may provide only a partial understanding of how complex industrial systems will respond to future operating conditions.

Simulation-driven planning introduces a different perspective. Instead of evaluating only the current state of operations, organizations can analyze multiple possible future conditions and assess how different decisions may influence operational outcomes. In this framework, the digital twin functions as a computational environment for experimentation, learning, and optimization.

Simulating Production Processes

One of the most important applications represented in the table is **Production-Process Simulation**.

Digital twins can model production lines, machine utilization, material movements, process dependencies, queue formation, and manufacturing workflows. By recreating these interactions within a virtual environment, organizations can evaluate alternative production schedules, machine assignments, batch sequences, and resource-allocation strategies.

Simulation allows planners to estimate how proposed changes may affect throughput, processing efficiency, and equipment utilization before any modifications are implemented in physical operations.

Optimizing Robotic Movement and Task Execution

The table also highlights **Robotic and Motion-Trajectory Simulation**.

Industrial robots often operate within environments characterized by complex movement requirements, shared workspaces, and safety constraints. Digital twins can simulate robotic trajectories, manipulation sequences, collision-avoidance strategies, and task-allocation policies under varying operating conditions.

AI-based optimization methods can then identify movement plans that improve efficiency while maintaining safe operation. This capability helps organizations refine robotic behavior without interrupting production activities.

Coordinating Autonomous Vehicle and Drone Operations

Modern industrial operations increasingly depend upon autonomous vehicles, mobile robots, and aerial inspection systems.

The **Autonomous Vehicle and Drone Simulation** function allows organizations to evaluate route alternatives, traffic conditions, charging schedules, mission assignments, obstacle interactions, and fleet-coordination strategies within a virtual environment.

Through simulation, planners can assess how different coordination policies influence travel efficiency, mission completion rates, battery utilization, and operational reliability across large fleets.

Exploring Failure and Maintenance Scenarios

Another important capability described in the table is **Equipment Failure and Degradation Simulation**.

Digital twins can incorporate representations of equipment deterioration, maintenance histories, operating loads, and failure mechanisms. These models allow organizations to examine how equipment behavior may evolve under different operating conditions and maintenance strategies.

By evaluating failure scenarios before they occur, decision-makers can better understand potential operational consequences, improve predictive-maintenance planning, and assess the effectiveness of alternative intervention strategies.

Optimizing Energy Systems and Microgrids

The table further demonstrates the role of digital twins in **Energy-System and Microgrid Simulation**.

Industrial energy systems frequently involve complex interactions among generation resources, storage systems, distribution networks, production demands, and renewable-energy sources. Digital twins allow these interactions to be evaluated within simulated operating environments.

Optimization methods can then be used to improve load balancing, energy scheduling, resource utilization, and sustainability objectives while maintaining operational reliability.

Supporting Enterprise-Wide Resource Coordination

While many simulations focus on individual systems, digital twins can also support enterprise-scale planning.

The **Multi-Facility Resource Simulation** function extends simulation beyond a single facility and incorporates production sites, warehouses, transportation networks, inventory systems, and supporting infrastructures. These models enable organizations to evaluate how disruptions, shortages, demand fluctuations, and operational changes influence interconnected facilities.

Consequently, optimization can be performed across an entire enterprise rather than within isolated operational environments.

Evaluating Policies and Operational Constraints

Industrial decision-making is constrained by numerous technical, organizational, regulatory, and safety requirements.

The table identifies **Policy and Constraint Simulation** as a mechanism for evaluating the consequences of alternative policies and operational rules before deployment. These simulations help ensure that proposed strategies remain compatible with workforce limitations, equipment capacities, safety requirements, environmental restrictions, and business objectives.

As a result, organizations can identify potential conflicts before implementation occurs.

Exploring Alternative Future Conditions

An important theme emerging from the table is the use of **Scenario Exploration**.

Industrial systems operate within uncertain environments in which future demand levels, equipment availability, resource constraints, weather conditions, and supply-chain influences may vary substantially. Scenario analysis enables organizations to evaluate multiple possible future states rather than assuming a single outcome.

This capability improves preparedness by helping decision-makers understand how operational strategies may perform across a range of conditions.

Learning Through Reinforcement and Adaptive Optimization

The table also highlights the growing role of **Reinforcement-Learning Optimization**.

Unlike conventional optimization approaches that evaluate a predefined set of alternatives, reinforcement-learning systems can explore large numbers of possible strategies through repeated simulation. Over time, these systems learn decision policies that improve long-term performance according to selected objectives.

This capability is particularly useful in environments characterized by dynamic conditions and complex decision spaces.

Balancing Multiple Objectives Simultaneously

Industrial organizations rarely optimize for only one performance metric.

The **Multi-Objective Decision Optimization** function demonstrates how simulation environments can be used to evaluate tradeoffs among throughput, cost, energy efficiency, safety, reliability, resilience, and resource utilization. Rather than maximizing a single objective, optimization systems seek solutions that balance competing organizational priorities.

This reflects the reality that industrial decision-making often involves multiple and sometimes conflicting requirements.

Simulation as a Platform for Operational Learning

A broader lesson conveyed by Table 9.2-B16 is that digital twins serve as environments for operational learning as much as they serve as planning tools. By enabling organizations to explore alternative futures, evaluate hypothetical scenarios, test new policies, and compare competing strategies, simulation environments reduce the need for costly experimentation within physical operations.

The combination of simulation and optimization therefore allows organizations to gain insight into operational behavior before implementing changes in the real world.

From Prediction to Prescriptive Intelligence

Earlier discussions within this section focused primarily on understanding the current state of industrial systems and forecasting future conditions. Table 9.2-B16 illustrates the next stage in this progression.

Digital twins not only describe and predict industrial behavior; they support the identification of actions that may improve future outcomes. In this sense, simulation-driven planning represents a transition from predictive intelligence toward prescriptive intelligence. The system evaluates potential decisions, estimates their consequences, and helps identify strategies most consistent with organizational objectives.

Overall Significance

Overall, Table 9.2-B16 demonstrates how simulation-driven planning and AI-based optimization expand the role of digital twins from system representation to decision support and operational improvement. Through production simulation, robotic planning, fleet coordination, maintenance analysis, energy optimization, enterprise-scale resource modeling, scenario exploration, reinforcement learning, and multi-objective optimization, digital twins provide a structured environment for evaluating alternative strategies before deployment. By enabling organizations to explore possible futures, assess tradeoffs, and refine decisions under uncertainty, these capabilities support more efficient, resilient, and informed industrial operations.

Within these simulation environments, AI algorithms evaluate candidate strategies according to multiple performance dimensions:

- **Operational Throughput:** Expected production volume, task-completion rates, processing efficiency, and system availability.
- **Safety Performance:** Collision risk, hazardous operating conditions, equipment limits, and compliance with safety constraints.
- **Energy Efficiency:** Power consumption, energy demand, storage utilization, and operational efficiency.
- **Latency and Responsiveness:** Communication delays, inference timing, control-loop requirements, and computational resource availability.
- **Resource Utilization:** Equipment availability, workforce requirements, material consumption, inventory levels, and computing capacity.
- **Operational Cost:** Maintenance expenses, production delays, transportation costs, energy expenditure, and resource inefficiencies.
- **Reliability and Resilience:** Sensitivity to component failures, network interruptions, unexpected demand, and environmental disturbances.

AI-powered optimization can then compare alternative operating strategies and identify those that best satisfy the selected objectives and constraints.

For example, a digital twin of a manufacturing facility can evaluate multiple production schedules under different assumptions regarding machine availability, workforce allocation, material flows, energy constraints, and demand levels. Within the simulation environment, a reinforcement learning agent may explore alternative scheduling policies and operational strategies, while mathematical optimization algorithms ensure that candidate solutions satisfy production targets, equipment capacities, safety requirements, and resource limitations. Each scenario can then be assessed according to performance metrics such as throughput, production efficiency, energy consumption, equipment utilization, operational cost, and overall risk exposure.

From an AI perspective, the objective is not merely to predict future operating conditions but to identify operational strategies that produce favorable outcomes under both expected and uncertain circumstances. A simplified simulation-driven optimization problem can be expressed as

$$a^{*} = \arg\min_{a \in A} \mathbb{E}\left[J(a, \hat{x}, \omega)\right]$$

subject to

$$g_j(a, \hat{x}, \omega) \leq 0, \qquad j = 1, \ldots, m$$

where:

- $a*$ represents the selected operational strategy, policy, or decision plan.
- A denotes the set of feasible decision alternatives evaluated within the digital twin environment.
- J(a,x^,ω) represents the objective function, which may incorporate production costs, energy consumption, maintenance requirements, resource utilization, delivery performance, and operational risk.
- $\hat{x}$ represents the estimated initial state of the physical system derived from the synchronized digital twin.
- ω represents uncertain operating conditions, disturbances, environmental changes, or stochastic events considered during simulation.
- g_j represents operational constraints, including equipment capacities, workforce limits, resource availability, safety requirements, production deadlines, and regulatory restrictions.
- E[·] represents the expected performance of a decision across the set of simulated scenarios.

This formulation highlights a key advantage of simulation-driven planning: candidate strategies can be evaluated across a wide range of possible futures rather than under a single anticipated operating condition. Instead of optimizing solely for the most likely scenario, decision-makers can assess how strategies perform under equipment failures, demand fluctuations, supply-chain disruptions, energy shortages, adverse environmental conditions, and other sources of uncertainty.

Consequently, AI-powered digital twins support a transition from reactive decision-making to proactive and resilient operational planning. By combining predictive models, simulation environments, reinforcement learning, and optimization techniques, organizations can identify strategies that not only improve expected performance but also maintain effectiveness across diverse and uncertain operating conditions. This capability enables industrial enterprises to reduce operational risk, improve resource utilization, accelerate innovation, and make more informed decisions before implementing changes in physical systems.

While Table 9.2-B16 summarizes the principal simulation and optimization functions supported by AI-powered digital twins, these functions become more meaningful when viewed as components of an integrated planning architecture. In practice, scenario generation, simulation, optimization, performance evaluation, and validation are not isolated activities. Rather, they form a continuous workflow in which synchronized digital-twin representations are used to explore alternative futures, evaluate candidate strategies, assess operational tradeoffs, and identify preferred courses of action. Through this process, digital twins enable organizations to examine how different decisions may influence future outcomes before changes are implemented within physical environments. Figure 9.2-B16 illustrates this architecture and demonstrates how digital twins transform synchronized operational knowledge into optimized and validated decision recommendations.

Figure 9.2-B16 presents an architecture for simulation-driven planning and AI-based optimization within digital-twin-enabled industrial environments. The figure illustrates how synchronized digital twins provide the foundation for generating alternative operational scenarios, executing simulations, evaluating performance outcomes, and identifying optimized strategies. By combining virtual experimentation with artificial-intelligence techniques, the architecture enables organizations to explore alternative futures, assess operational risks, evaluate resource-allocation policies, and optimize industrial performance before introducing changes into physical systems. The resulting framework supports proactive planning, improved resource utilization, enhanced resilience, and more informed decision-making.

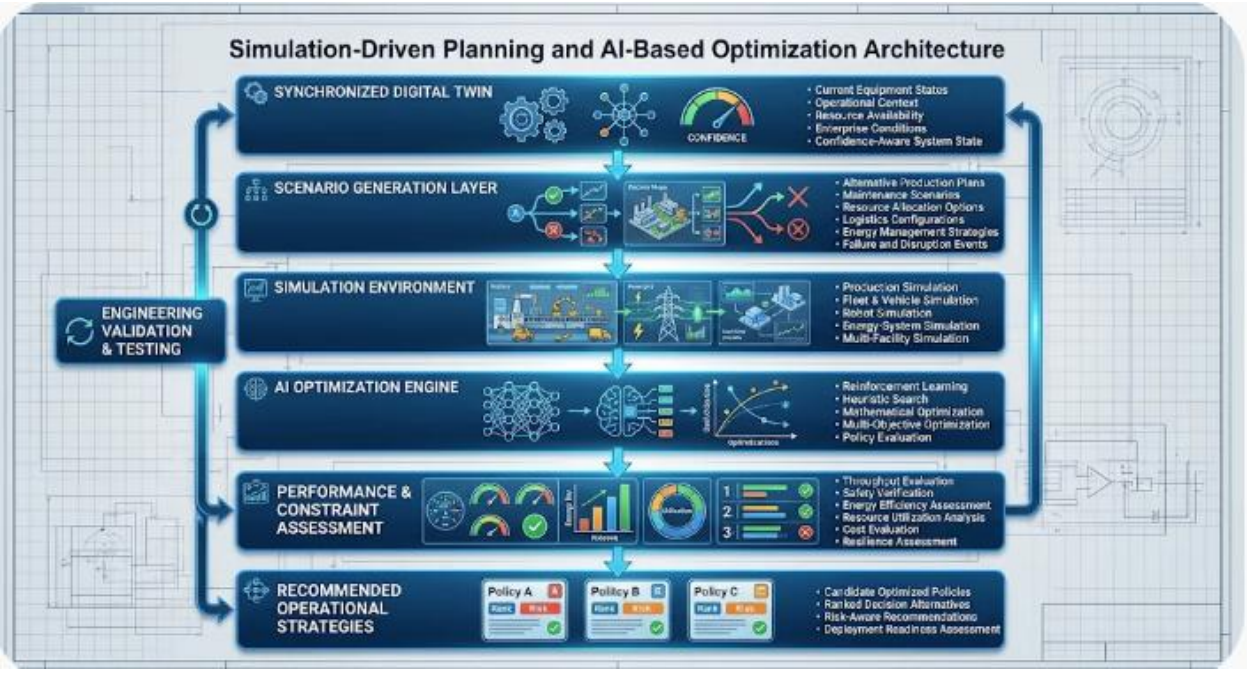

Figure 9.2-B16 – Simulation-Driven Planning and AI-Based Optimization Architecture

The figure illustrates how synchronized digital twins support scenario exploration, simulation-driven planning, and AI-assisted optimization across industrial environments. Current operational conditions represented within the digital twin are used to generate alternative production plans, maintenance strategies, resource-allocation options, logistics configurations, energy-management approaches, and disruption scenarios. Simulation environments evaluate these alternatives under varying conditions, while AI optimization engines identify strategies that best satisfy operational objectives and constraints. Performance assessment and engineering validation subsequently ensure that candidate solutions are feasible, safe, and operationally appropriate before deployment within physical systems.

Legend

Figure Element	***Description***
Synchronized Digital Twin	*Continuously updated digital representation of the physical industrial environment.*
Current Equipment States	*Real-time representation of machine conditions and operational status.*
Operational Context	*Environmental, production, maintenance, and organizational factors affecting system behavior.*
Resource Availability	*Information regarding equipment, workforce, inventory, computational, and energy resources.*
Enterprise Conditions	*Business, logistical, and operational conditions influencing decision-making.*
Confidence-Aware System State	*State representation that incorporates uncertainty and confidence information.*
Scenario Generation Layer	*Environment responsible for creating alternative operational situations for evaluation.*
Alternative Production Plans	*Proposed production schedules, workflows, and capacity allocations.*
Maintenance Scenarios	*Alternative maintenance schedules, interventions, and service strategies.*

Resource Allocation Options	*Different approaches to assigning equipment, personnel, inventory, and energy resources.*
Logistics Configurations	*Alternative transportation, routing, warehousing, and distribution arrangements.*
Energy Management Strategies	*Alternative approaches to generation, storage, consumption, and load balancing.*
Failure and Disruption Events	*Simulated disturbances, failures, shortages, and unexpected operational conditions.*
Simulation Environment	*Computational environment used to evaluate operational alternatives.*
Production Simulation	*Modeling of manufacturing processes, material flows, and operational throughput.*
Fleet and Vehicle Simulation	*Evaluation of autonomous vehicles, transportation assets, and logistics systems.*
Robot Simulation	*Modeling of robotic systems, motion trajectories, and task execution.*
Energy-System Simulation	*Simulation of generation, storage, consumption, and distribution activities.*
Multi-Facility Simulation	*Representation of interactions among facilities, infrastructures, and operational networks.*
AI Optimization Engine	*Layer responsible for identifying preferred operational strategies.*
Reinforcement Learning	*Learning-based optimization of operational policies through simulated interaction.*
Heuristic Search	*Rule-guided exploration of candidate solutions.*

Mathematical Optimization	*Optimization using formal mathematical models and constraints.*
Multi-Objective Optimization	*Simultaneous optimization of multiple performance criteria.*
Policy Evaluation	*Assessment of alternative operational policies and decision rules.*
Performance and Constraint Assessment	*Evaluation of candidate strategies according to objectives and limitations.*
Throughput Evaluation	*Assessment of production volume and operational productivity.*
Safety Verification	*Analysis of compliance with safety constraints and risk requirements.*
Energy Efficiency Assessment	*Evaluation of energy consumption and utilization efficiency.*
Resource Utilization Analysis	*Measurement of resource allocation effectiveness and system usage.*
Cost Evaluation	*Assessment of operational and economic consequences.*
Resilience Assessment	*Evaluation of performance under disruptions and uncertain conditions.*
Recommended Operational Strategies	*Preferred solutions generated through simulation and optimization.*
Candidate Optimized Policies	*Potential operational plans identified as promising alternatives.*
Ranked Decision Alternatives	*Ordered alternatives based on performance and objective criteria.*
Risk-Aware Recommendations	*Recommended actions that account for uncertainty and operational risk.*

Deployment Readiness Assessment	*Evaluation of whether candidate strategies are suitable for implementation.*
Engineering Validation and Testing	*Final evaluation stage prior to operational deployment.*
Human Review	*Assessment by engineers, planners, and operational personnel.*
Operational Verification	*Validation under realistic operating conditions.*
Controlled Pilot Deployment	*Limited implementation before broader operational rollout.*
Continuous Feedback	*Information returned to improve models and future optimization cycles.*

Understanding Simulation-Driven Optimization

Figure 9.2-B16 illustrates how AI-powered digital twins support the transition from operational awareness to decision optimization. While synchronized digital twins maintain an accurate representation of current system conditions, simulation-driven planning uses that representation to explore possible future actions and evaluate their consequences before implementation.

A central concept represented by the figure is that optimization is not performed directly on physical systems. Instead, alternative decisions are first evaluated within a virtual environment where their potential outcomes, risks, and tradeoffs can be examined safely and efficiently.

Establishing the Planning Foundation

The architecture begins with the **Synchronized Digital Twin**.

This layer provides a continuously updated representation of current equipment conditions, operational context, resource availability, and enterprise circumstances. Because simulation quality depends heavily on the accuracy of the underlying state representation, synchronization serves as the foundation for all subsequent planning activities.

The inclusion of confidence-aware system states also acknowledges that operational information may contain uncertainty and that planning decisions must account for this uncertainty.

Generating Alternative Futures

The next stage is the **Scenario Generation Layer**.

Rather than assuming that a single forecasted future will occur, the architecture creates multiple alternative scenarios involving changes in production schedules, maintenance activities, logistics operations, energy-management policies, and potential disruptions. These scenarios provide a structured mechanism for exploring different operating conditions and strategic options.

Scenario generation enables organizations to investigate both expected and unexpected future circumstances.

Evaluating Strategies Through Simulation

The **Simulation Environment** provides the mechanism through which alternative scenarios are evaluated.

Production systems, fleets, autonomous vehicles, robots, energy networks, and multiple facilities can all be represented within the digital-twin environment. Simulation allows organizations to estimate how these systems may respond under alternative operating conditions without interrupting physical operations.

This capability transforms the digital twin into a virtual experimentation platform.

Applying Artificial Intelligence for Optimization

The **AI Optimization Engine** constitutes the analytical core of the architecture.

Reinforcement learning, heuristic search, mathematical optimization, policy evaluation, and multi-objective optimization techniques evaluate candidate solutions generated during simulation. These methods search for strategies that improve operational outcomes while satisfying system constraints.

The objective is not merely to analyze future possibilities but to identify operational strategies that achieve desirable outcomes.

Evaluating Tradeoffs and Constraints

Industrial decision-making nearly always involves balancing competing objectives.

The **Performance and Constraint Assessment** layer evaluates candidate strategies according to measures such as throughput, safety, energy efficiency, resource utilization, cost, and resilience.

Candidate solutions must perform effectively while remaining consistent with operational limitations and organizational requirements.

This stage ensures that optimization results are both beneficial and practical.

Producing Actionable Recommendations

The outputs of optimization are represented within the **Recommended Operational Strategies** layer.

Candidate policies, ranked alternatives, risk-aware recommendations, and deployment-readiness assessments provide decision-makers with structured guidance regarding possible actions. Rather than producing a single mandatory solution, the system often provides multiple alternatives whose advantages and tradeoffs can be compared.

This approach supports informed decision-making rather than fully autonomous control.

Maintaining Human and Engineering Oversight

A key concept represented by the architecture is the importance of **Engineering Validation and Testing**.

Simulation results alone do not guarantee successful performance within the physical environment. Human review, operational verification, controlled pilot deployment, and continuous feedback help ensure that recommended strategies remain feasible under actual operating conditions.

This stage highlights the complementary relationship between AI-generated recommendations and engineering expertise.

From Prediction to Prescriptive Planning

A broader lesson conveyed by Figure 9.2-B16 is the transition from prediction to prescription.

Forecasting systems estimate what may happen in the future. Simulation-driven optimization extends this capability by evaluating possible responses and identifying actions that may improve future outcomes. The architecture therefore moves beyond prediction toward the development of decision-support systems capable of recommending operational strategies.

Overall Significance

Overall, Figure 9.2-B16 demonstrates how AI-powered digital twins integrate synchronized operational representations, scenario generation, simulation environments, optimization algorithms, performance evaluation, and engineering validation into a unified planning

framework. Through this architecture, organizations can evaluate alternative actions, explore future possibilities, assess operational tradeoffs, and identify strategies that improve performance while respecting practical constraints. The resulting capability transforms digital twins from passive representations of industrial systems into active platforms for simulation-driven planning, optimization, and decision support.

However, simulation results do not automatically establish that a strategy will perform identically in the physical environment. Simulation fidelity, underlying model assumptions, unrepresented physical effects, and uncertainty in initial conditions can all influence the accuracy and applicability of simulated outcomes. Consequently, simulation-based optimization requires subsequent engineering validation, operational testing, and controlled deployment before recommended strategies are introduced into physical systems. This validation process helps establish whether simulated improvements remain achievable under actual operating conditions while identifying potential discrepancies, constraints, and risks that may not have been fully represented in the digital twin.

The discussion of **Simulation-Driven Planning and AI-Based Optimization** demonstrated how synchronized digital twins can be used to evaluate alternative operational strategies, explore future operating conditions, and identify actions that improve organizational performance before changes are introduced into physical systems. Through simulation environments, reinforcement-learning agents, mathematical optimization techniques, and multi-objective decision frameworks, organizations can compare candidate strategies across a range of operational conditions and uncertainty scenarios. This capability transforms the digital twin from a passive representation of the physical environment into an active decision-support platform capable of supporting planning, optimization, and operational improvement. However, many industrial decisions require more than selecting an optimized strategy from a predefined set of alternatives. Decision-makers must also understand how systems would behave under conditions that have not yet occurred and may never occur in normal operations.

This requirement leads naturally to **Scenario Exploration, Counterfactual Simulation, and What-If Analysis**. While optimization seeks to identify preferred strategies according to selected objectives, scenario exploration examines how industrial systems may respond under alternative futures, hypothetical disruptions, changing assumptions, or proposed interventions. Rather than asking *"Which strategy appears optimal?"*, scenario analysis asks questions such as *"What would happen if a critical machine failed unexpectedly?"*, *"How would operations change if demand increased by 30 percent?"*, *"What if a supplier became unavailable?"*, or *"How would production performance change if an alternative scheduling policy were introduced?"*

AI-powered digital twins provide an environment in which these questions can be explored systematically. Because the twin maintains a synchronized representation of the physical system, it can be used to simulate hypothetical conditions that may be difficult, costly, disruptive, or unsafe to reproduce in actual operations. Alternative production plans, maintenance decisions, workforce allocations, logistics strategies, energy-management policies, and contingency procedures can be evaluated under a broad range of assumptions. This enables organizations to examine not only likely outcomes but also less probable events, rare disruptions, and extreme operating conditions that nonetheless may have significant operational consequences.

Counterfactual simulation extends this capability even further by evaluating outcomes that could have occurred under different decisions or circumstances. Instead of focusing solely on future possibilities, organizations can investigate how alternative choices might have influenced past or current outcomes. Such analysis supports root-cause investigations, operational learning, policy evaluation, and continuous improvement by helping decision-makers understand the relationships among decisions, events, and resulting system behavior.

A key benefit of scenario exploration is that it broadens the role of industrial intelligence beyond forecasting and optimization. Predictive models estimate what is likely to happen, and optimization algorithms identify strategies intended to achieve desired objectives. Scenario analysis complements these capabilities by exploring a wider set of possibilities, evaluating uncertainty, and examining the consequences of actions under varying conditions. Through this process, organizations can test assumptions, assess resilience, identify vulnerabilities, and prepare for future events before they occur.

Consequently, AI-powered digital twins evolve from platforms that support operational optimization into environments that support exploration, experimentation, and strategic learning. The following discussion examines how scenario exploration, counterfactual simulation, and what-if analysis enable industrial organizations to evaluate alternative futures, investigate hypothetical conditions, and develop more resilient and informed decision-making capabilities across complex industrial ecosystems.

iii. Scenario Exploration, Counterfactual Simulation, and What-If Analysis

Once a digital twin has established an accurate representation of the physical environment and supports simulation-driven optimization, it can be used to explore a much broader space of possible future conditions. While predictive analytics estimates what is likely to occur and optimization identifies preferred strategies under given assumptions, industrial decision-makers often need to examine situations that have not yet occurred, may occur only rarely, or represent

combinations of events that would be difficult, costly, or unsafe to test in actual operations. This requirement gives rise to **scenario exploration, counterfactual simulation, and what-if analysis**.

Scenario exploration extends digital-twin capabilities beyond forecasting by enabling organizations to investigate alternative futures, evaluate hypothetical operating conditions, and assess the consequences of different decisions before they are implemented. Rather than focusing solely on the most probable future state, organizations can examine a wide spectrum of plausible conditions, including unexpected disruptions, extreme operating environments, resource shortages, infrastructure failures, changing demand patterns, and policy alternatives.

This capability is particularly important in modern industrial systems because operational outcomes often emerge from complex interactions among equipment, people, autonomous systems, supply chains, energy infrastructures, environmental conditions, and enterprise policies. Small changes in one area can create cascading effects throughout the broader operational ecosystem. Digital twins provide a computational environment where these interactions can be explored safely and systematically.

Typical scenario-exploration questions include:

- What happens if a robotic manipulator becomes unavailable during a critical production cycle?
- What happens if a drone inspection identifies structural degradation within an essential facility asset?
- What happens if customer demand suddenly exceeds the capacity of a logistics fleet?
- What happens if electricity prices increase significantly or available power becomes constrained?
- What happens if suppliers fail to deliver critical materials on schedule?
- What happens if communication delays disrupt edge-cloud coordination?
- What happens if multiple assets experience correlated degradation during periods of peak demand?
- What happens if a cybersecurity incident affects the availability or integrity of critical industrial services?

Unlike conventional planning processes that evaluate only a small number of manually constructed alternatives, AI-powered digital twins can generate, simulate, evaluate, and prioritize thousands of possible futures across different operational conditions and uncertainty

levels.

To support this capability, digital twins integrate several complementary AI and simulation techniques.

Counterfactual Simulation

Counterfactual simulation examines how outcomes might have differed if specific decisions, actions, or conditions had been changed while all other factors remained unchanged.

For example, a digital twin may evaluate whether reducing machine utilization after early indications of bearing degradation would have extended equipment life, reduced maintenance costs, or prevented an unplanned outage. Similarly, planners may compare alternative responses to a logistics disruption to determine which decision would have achieved the most favorable operational outcome.

Counterfactual reasoning helps organizations understand causality, evaluate decision quality, and improve future planning processes.

Stress Testing and Extreme-Condition Simulation

Many of the most significant industrial disruptions occur under conditions that are infrequent or difficult to observe during normal operations.

Digital twins can introduce equipment failures, environmental extremes, communication disruptions, resource shortages, high-demand conditions, cybersecurity incidents, and other stressors into simulated environments. These stress tests reveal system vulnerabilities and help evaluate the robustness of operational strategies under adverse conditions.

Rather than optimizing only for normal operating environments, organizations can develop plans that remain effective under stressful and uncertain circumstances.

Probabilistic Scenario Generation

Uncertainty is inherent in industrial operations.

Generative AI models, probabilistic forecasts, Bayesian methods, and statistical sampling techniques can generate alternative future conditions by varying uncertain parameters such as demand levels, energy availability, equipment reliability, transportation delays, weather conditions, and workforce availability.

Monte Carlo simulation enables organizations to evaluate thousands of potential future states and estimate the distribution of possible outcomes rather than relying on a single predicted future.

Multi-Domain Scenario Trees

Industrial disruptions rarely occur as isolated events.

Scenario trees represent how an initial event may lead to multiple branches of future consequences. For example, an equipment failure may produce production delays, which may create inventory shortages, which may affect customer deliveries, logistics operations, workforce allocation, and energy utilization.

By representing these relationships explicitly, digital twins help organizations understand how localized disruptions can propagate throughout interconnected systems.

Contingency-Plan Evaluation

Many organizations develop contingency procedures for emergencies and disruptions, but determining their effectiveness before an actual event occurs can be difficult.

Digital twins provide an environment in which alternative recovery strategies, operational responses, and mitigation plans can be evaluated under a variety of simulated conditions. These evaluations help organizations identify contingency plans that preserve critical operations while minimizing risk and operational disruption.

Multi-Agent Interaction Simulation

Modern industrial systems increasingly involve large populations of autonomous and semi-autonomous entities, including robots, autonomous vehicles, drones, software agents, production systems, and infrastructure-management platforms.

Multi-agent simulation allows these entities to interact within virtual environments while competing for resources, coordinating activities, responding to disruptions, and adapting to changing conditions. Such simulations help identify coordination challenges, resource conflicts, communication bottlenecks, and emergent behaviors that may not be apparent when individual systems are analyzed independently.

Sensitivity and Dependency Analysis

Not all variables influence operational outcomes equally.

Sensitivity analysis identifies which factors exert the greatest influence on performance, reliability, cost, safety, energy utilization, or operational efficiency. Dependency analysis investigates how specific variables affect one another and how disruptions may propagate through interconnected systems.

These analyses help engineers and planners focus attention on the factors that matter most within complex industrial environments.

Risk-Based Scenario Prioritization

Because the number of possible scenarios may be extremely large, AI systems often prioritize scenario evaluation according to estimated likelihood, operational impact, uncertainty, criticality, and safety significance.

This prioritization ensures that simulation resources focus on the conditions most relevant to organizational objectives and risk-management requirements.

The preceding discussion has demonstrated that scenario exploration, counterfactual simulation, and what-if analysis extend the role of AI-powered digital twins beyond prediction and optimization. Rather than focusing solely on the most likely future condition, digital twins enable organizations to investigate alternative futures, evaluate hypothetical disruptions, test operational responses, and analyze the consequences of different decisions under varying assumptions. Through the integration of counterfactual reasoning, probabilistic scenario generation, multi-agent simulation, stress testing, contingency evaluation, and risk-based prioritization, digital twins provide a structured environment for examining uncertainty and operational complexity. Table 9.2-B17 summarizes the principal functions that support scenario exploration and what-if analysis within AI-powered digital-twin environments, highlighting how these capabilities contribute to planning, risk management, and strategic decision support.

Table 9.2-B17 presents the major functions associated with scenario exploration, counterfactual simulation, and what-if analysis within AI-powered digital twins. The table identifies the primary focus of each simulation capability, the AI and analytical methods employed, the outputs generated by the simulations, and the operational value produced by the resulting insights. Collectively, these functions allow organizations to evaluate alternative operating conditions, investigate hypothetical events, assess uncertainties, analyze dependencies, and compare potential responses before implementing changes within physical industrial systems.

Table 9.2-B17 – Scenario Exploration, Counterfactual Simulation, and What-If Analysis Functions for AI-Powered Digital Twins

Scenario Analysis Function	Digital-Twin Focus	AI and Analytical Methods	Outputs	Operational Value
Counterfactual Simulation	Alternative decisions and interventions	Causal inference, counterfactual reasoning, simulation comparison	Alternative operational outcomes	Improved decision understanding
Stress Testing	Extreme operating conditions	Adversarial simulation, robustness testing	Vulnerability assessments	Increased operational resilience
Probabilistic Scenario Generation	Uncertain future conditions	Monte Carlo simulation, Bayesian methods, generative AI	Probabilistic future-state distributions	Uncertainty-aware planning
Multi-Domain Scenario Trees	Cascading operational events	Dependency analysis, event-tree modeling	Branching future pathways	Improved consequence analysis
Contingency-Plan Evaluation	Recovery and mitigation strategies	Scenario simulation, policy evaluation	Response-effectiveness assessments	Enhanced preparedness
Multi-Agent Interaction Simulation	Autonomous systems and distributed operations	Agent-based modeling, reinforcement learning	Emergent-behavior analysis	Improved coordination strategies
Sensitivity Analysis	Critical operational variables	Response-surface analysis, perturbation testing	Key performance drivers	Better resource prioritization

Dependency Analysis	Interconnected assets and processes	Graph analytics, causal modeling	Dependency maps and influence pathways	Improved system understanding
Risk-Based Scenario Prioritization	High-impact operational risks	Risk scoring, uncertainty analysis	Ranked scenario portfolios	Efficient simulation allocation
Enterprise What-If Analysis	Production, logistics, energy, and maintenance decisions	Digital-twin simulation and optimization	Comparative decision outcomes	Improved strategic planning

Source: *Adapted from digital-twin simulation frameworks, industrial what-if analysis methodologies, probabilistic risk assessment systems, counterfactual AI research, and simulation-driven decision-support architectures.*

Understanding Scenario Exploration in Digital Twins

Table 9.2-B17 illustrates how AI-powered digital twins support systematic exploration of alternative futures. While forecasting methods estimate what is likely to occur and optimization methods identify preferred strategies under specific assumptions, scenario exploration examines how industrial systems may behave under a much wider range of possible conditions.

A central idea reflected throughout the table is that industrial decision-making often requires understanding not only expected outcomes but also alternative possibilities, uncertainties, disruptions, and indirect consequences. Scenario exploration therefore provides a mechanism for evaluating situations that may be uncommon, uncertain, or difficult to reproduce within physical environments.

Examining Alternative Decisions Through Counterfactual Simulation

One of the most important functions represented in the table is **Counterfactual Simulation**.

Counterfactual analysis investigates how outcomes may have changed if different decisions had been made or different conditions had existed. Instead of evaluating only what happened or what is expected to happen, the digital twin explores alternative possibilities.

For example, organizations may compare the consequences of delaying maintenance versus performing an earlier intervention, or evaluate whether alternative production decisions would

have reduced operational disruptions. These analyses support causal reasoning, operational learning, and improved decision quality.

Evaluating System Robustness Through Stress Testing

Industrial systems must often operate under conditions that differ significantly from normal operating environments.

The **Stress Testing** function intentionally introduces adverse conditions such as equipment failures, resource shortages, communication interruptions, environmental extremes, cybersecurity incidents, or unusually high demand levels. These simulations help reveal vulnerabilities that may not be visible under ordinary operating circumstances.

By examining system behavior under extreme conditions, organizations can identify weaknesses and improve operational resilience.

Generating Alternative Futures Under Uncertainty

The table highlights **Probabilistic Scenario Generation** as a mechanism for representing uncertainty within simulation environments.

Future operating conditions are rarely known with certainty. Demand patterns, resource availability, equipment reliability, weather conditions, and supply-chain performance may all vary unexpectedly. Probabilistic methods generate multiple possible futures by varying uncertain conditions according to estimated probability distributions.

As a result, decision-makers gain visibility into a range of potential outcomes rather than relying on a single forecast.

Modeling Cascading Events Through Scenario Trees

Industrial disruptions frequently propagate beyond their original source.

The **Multi-Domain Scenario Trees** function represents these relationships through branching sequences of events. A single disruption may generate multiple downstream consequences affecting production, logistics, maintenance activities, inventory availability, workforce utilization, and energy consumption.

Scenario trees help organizations understand how an initial event may influence interconnected systems throughout an enterprise and provide a structured method for evaluating complex chains of consequences.

Assessing Recovery Strategies Through Contingency Evaluation

The table also identifies **Contingency-Plan Evaluation** as a key component of simulation-driven planning.

Organizations often develop alternative operating procedures intended to preserve critical functions during emergencies or disruptions. Digital twins allow these procedures to be tested before actual emergencies occur by simulating various operating environments and disturbance conditions.

Through contingency evaluation, planners can assess how effective different response strategies may be under alternative conditions and identify opportunities for improvement.

Representing Complex Interactions Through Multi-Agent Simulation

Modern industrial systems increasingly contain large numbers of interacting autonomous and semi-autonomous entities.

The **Multi-Agent Interaction Simulation** function models these entities as independent decision-making agents operating within a shared environment. Robots, autonomous vehicles, software agents, production systems, and infrastructure-management components may cooperate, compete for resources, exchange information, or respond to disruptions.

This form of simulation enables organizations to analyze coordination behavior, communication requirements, and emergent system-level effects that may not be apparent when individual components are evaluated separately.

Identifying Critical Variables Through Sensitivity Analysis

Not all operating variables contribute equally to system performance.

The **Sensitivity Analysis** function examines how changes in specific variables affect operational outcomes. Through incremental variation of operating conditions, AI systems determine which factors exert the greatest influence on throughput, safety, cost, reliability, efficiency, or resilience.

These insights enable engineers and planners to focus their attention on the variables that have the greatest strategic importance.

Understanding Interdependencies Through Dependency Analysis

Industrial systems are characterized by extensive interconnections among assets, processes, facilities, and resources.

The **Dependency Analysis** function investigates how changes in one component influence others and identifies operational pathways through which disruptions may propagate. Graph-based analytics and causal-reasoning methods support the construction of dependency maps that reveal these relationships.

Understanding such dependencies is essential for effective planning and risk management in interconnected environments.

Focusing Resources Through Risk-Based Prioritization

Because the number of possible simulation scenarios may be extremely large, organizations must determine which situations deserve the greatest analytical attention.

The **Risk-Based Scenario Prioritization** function evaluates scenarios according to factors such as likelihood, operational impact, uncertainty, criticality, and safety significance. Simulations can then be concentrated on the conditions most likely to influence organizational performance.

This approach improves the efficiency and practical value of scenario-exploration activities.

Supporting Enterprise Planning Through What-If Analysis

A broader theme emerging from Table 9.2-B17 is the use of simulation as a tool for enterprise planning.

Rather than making decisions solely on the basis of historical experience or point forecasts, organizations can compare alternative courses of action under multiple future conditions. AI-powered digital twins therefore function as experimental environments in which strategic decisions can be evaluated before implementation.

This capability allows planners to anticipate consequences, explore tradeoffs, and make more informed choices across production, logistics, maintenance, energy management, and resource-allocation activities.

From Prediction to Exploration

Earlier sections focused on synchronization, forecasting, and optimization. Table 9.2-B17 extends these capabilities further by introducing systematic exploration of alternative futures.

The progression is significant. Synchronization allows the digital twin to represent the present. Predictive models estimate likely future conditions. Optimization identifies preferred responses. Scenario exploration broadens the analysis by examining multiple possibilities, testing assumptions, and evaluating uncertainty.

Together, these capabilities enable organizations to move beyond reactive decision-making toward proactive exploration of future opportunities and risks.

Overall Significance

Overall, Table 9.2-B17 demonstrates how scenario exploration, counterfactual simulation, and what-if analysis expand the decision-support capabilities of AI-powered digital twins. Through counterfactual reasoning, probabilistic scenario generation, stress testing, contingency evaluation, multi-agent simulation, sensitivity analysis, dependency modeling, and risk-based prioritization, organizations can investigate alternative futures before making operational commitments. These capabilities support more informed planning, stronger resilience, improved risk management, and a deeper understanding of the complex interactions that characterize modern industrial systems.

Consider an industrial enterprise operating multiple manufacturing facilities connected through shared logistics, inventory, and energy-management systems. Suppose a critical production asset experiences signs of accelerated degradation during a period of unusually high customer demand. Rather than committing immediately to a particular response, the enterprise digital twin can evaluate multiple alternatives, including maintaining current production levels, reducing production at the affected facility, transferring workloads to other facilities, reallocating logistics resources, adjusting inventory strategies, or activating contingency production capacity. Each alternative can be evaluated under different assumptions regarding demand growth, equipment reliability, resource availability, transportation constraints, and energy conditions.

The simulation may reveal that the alternative producing the highest short-term throughput also introduces unacceptable logistics congestion or elevated operational risk. Another strategy may produce slightly lower throughput while significantly improving resilience, reducing resource conflicts, and maintaining delivery commitments. Through this process, the digital twin helps decision-makers understand not only the direct effects of their choices but also the secondary consequences that may emerge elsewhere within the enterprise.

While Table 9.2-B17 summarizes the principal functions supporting scenario exploration, counterfactual simulation, and what-if analysis, these functions are most effectively understood when viewed as components of an integrated decision-support architecture. In practice, scenario generation, counterfactual reasoning, simulation, consequence evaluation, and contingency planning operate as interconnected processes rather than isolated analytical activities. Starting from a synchronized representation of current operations, digital twins construct alternative future conditions, evaluate the effects of different decisions, measure

operational consequences, and identify potential response strategies. Through this process, organizations gain the ability to examine not only what is likely to happen but also what could happen under alternative conditions and decisions. Figure 9.2-B17 illustrates this architecture and demonstrates how AI-powered digital twins transform operational knowledge into a structured framework for exploring future possibilities and supporting resilient decision-making.

Figure 9.2-B17 presents an architecture for scenario exploration, counterfactual simulation, and what-if analysis within AI-powered digital-twin environments. The figure illustrates how a synchronized digital twin serves as the foundation for generating hypothetical scenarios, evaluating alternative decisions, simulating potential futures, and assessing operational consequences. Through the integration of scenario-generation methods, counterfactual reasoning, probabilistic simulation, dependency analysis, and contingency planning, the architecture enables organizations to investigate a broad range of possible future conditions before implementing changes within physical industrial systems. The resulting capability supports risk-aware planning, operational preparedness, resilience assessment, and strategic decision support.

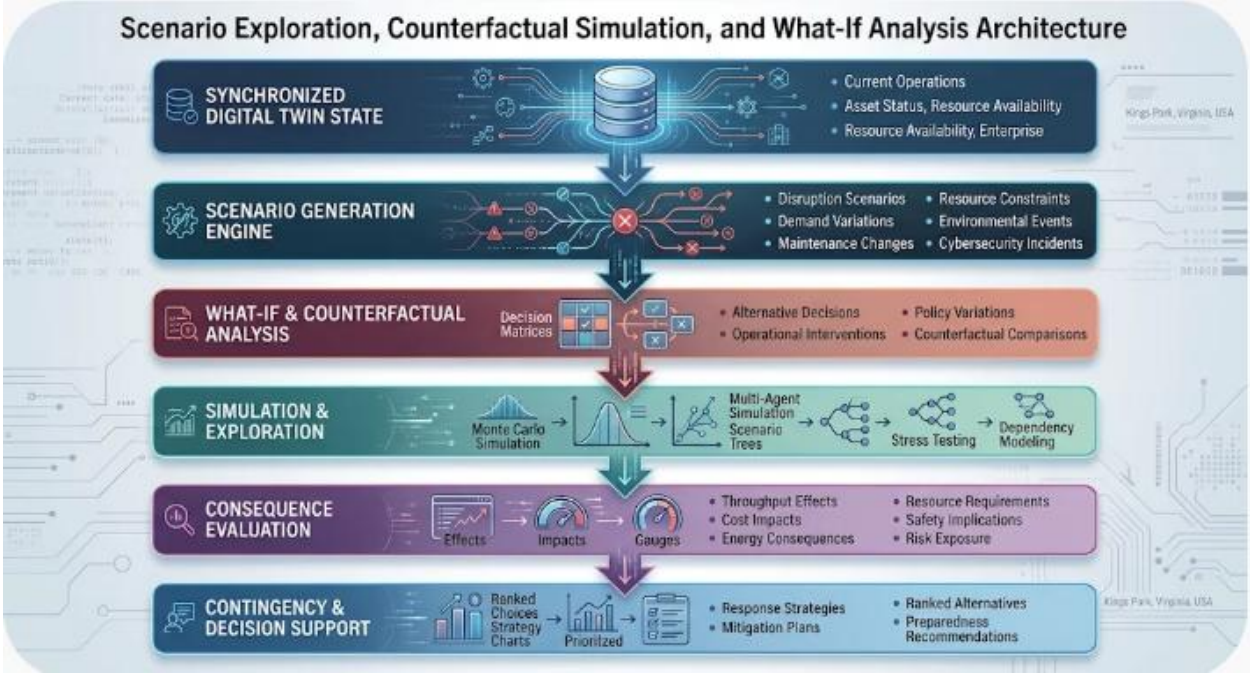

Figure 9.2-B17 – Scenario Exploration, Counterfactual Simulation, and What-If Analysis Architecture

The figure illustrates how AI-powered digital twins support exploration of alternative futures through structured scenario generation, counterfactual reasoning, simulation, and consequence analysis. Beginning with a synchronized digital representation of current operations, the architecture generates hypothetical disruptions, changing conditions, and alternative decision pathways that are evaluated

through simulation and analytical models. Operational, economic, energy, safety, resource, and risk consequences are then assessed to support contingency planning and enterprise decision-making. This process enables organizations to evaluate future possibilities, understand dependencies, and compare response strategies before changes are introduced into physical operating environments.

Legend

Figure Element	***Description***
Synchronized Digital Twin State	*Current digital representation of the physical industrial environment.*
Current Operations	*Representation of ongoing operational activities and system behavior.*
Asset Status	*Current health, availability, configuration, and operating condition of assets.*
Resource Availability	*Availability of equipment, personnel, inventory, energy, and computational resources.*
Enterprise Context	*Business, logistics, production, and organizational operating conditions.*
Scenario Generation Engine	*Mechanism responsible for constructing alternative operating futures.*
Disruption Scenarios	*Simulated equipment failures, delays, breakdowns, and operational interruptions.*
Demand Variations	*Changes in customer demand, production requirements, and workload conditions.*
Maintenance Changes	*Alternative maintenance schedules, repair actions, and service strategies.*
Resource Constraints	*Limitations involving equipment, workforce, inventory, energy, or infrastructure.*

Environmental Events	*Weather conditions, environmental disturbances, and external influences.*
Cybersecurity Incidents	*Simulated availability, integrity, or communication disruptions caused by cyber events.*
What-If and Counterfactual Analysis	*Reasoning layer used to evaluate alternative decisions and hypothetical conditions.*
Alternative Decisions	*Different strategies, actions, or operating policies available to decision-makers.*
Operational Interventions	*Proposed corrective actions, mitigations, or operational adjustments.*
Policy Variations	*Alternative procedures, constraints, and management policies.*
Counterfactual Comparisons	*Analysis of how outcomes change under alternative assumptions.*
Simulation and Exploration	*Environment used to evaluate future system behavior.*
Monte Carlo Simulation	*Repeated evaluation of uncertain conditions using statistical sampling.*
Multi-Agent Simulation	*Modeling of interactions among autonomous and semi-autonomous entities.*
Scenario Trees	*Branching representations of future events and dependencies.*
Stress Testing	*Evaluation of performance under extreme or adverse conditions.*
Dependency Modeling	*Analysis of operational relationships and cascading effects.*
Consequence Evaluation	*Assessment of the effects produced by simulated scenarios.*
Throughput Effects	*Impact on production volume and operational performance.*

Cost Impacts	*Economic consequences of operational decisions and disruptions.*
Energy Consequences	*Effects on energy consumption, generation, storage, and utilization.*
Resource Requirements	*Resource consumption associated with alternative courses of action.*
Safety Implications	*Influence on operational safety and compliance requirements.*
Risk Exposure	*Potential operational, technical, and organizational risks.*
Contingency and Decision Support	*Layer responsible for transforming analysis into actionable guidance.*
Response Strategies	*Proposed actions for responding to simulated conditions.*
Mitigation Plans	*Strategies designed to reduce operational impact and risk.*
Ranked Alternatives	*Comparative evaluation of candidate strategies.*
Preparedness Recommendations	*Guidance supporting resilience and contingency planning.*

Understanding Scenario Exploration in Digital Twins

Figure 9.2-B17 illustrates how AI-powered digital twins support systematic investigation of alternative futures. Rather than limiting analysis to expected operating conditions, the architecture enables organizations to evaluate hypothetical events, examine alternative decisions, and investigate conditions that may not yet have occurred within physical operations.

A central concept represented by the figure is that decision-making under uncertainty benefits from exploring multiple possibilities rather than relying exclusively on a single forecast of future conditions.

Establishing a Baseline Through Synchronization

The architecture begins with the **Synchronized Digital Twin State**.

This layer represents the current operational condition of the physical environment, including asset status, resource availability, and broader enterprise context. Because scenario exploration depends upon an accurate understanding of current conditions, synchronization provides the baseline from which alternative futures are generated.

The quality of subsequent simulations depends heavily on the fidelity of this underlying state representation.

Generating Alternative Futures

The **Scenario Generation Engine** introduces changes to the synchronized operational state.

Alternative conditions may involve disruptions, demand variations, maintenance activities, environmental disturbances, resource shortages, or cybersecurity incidents. Each generated scenario represents a possible future operating condition that can be evaluated within the digital twin.

This stage expands analysis beyond routine operations and creates opportunities to explore uncertainty systematically.

Evaluating Alternative Decisions Through Counterfactual Analysis

The **What-If and Counterfactual Analysis** layer examines how outcomes change when decisions, assumptions, or operating conditions are modified.

Alternative operational interventions, policy changes, and decision pathways can be compared without affecting physical operations. This allows organizations to investigate how different choices may influence future outcomes and to better understand causal relationships among decisions and operational results.

Counterfactual reasoning therefore supports learning as well as planning.

Exploring System Behavior Through Simulation

The next stage involves **Simulation and Exploration**.

Multiple analytical methods are employed to examine future system behavior. Monte Carlo simulation represents uncertainty, scenario trees model branching futures, stress testing examines extreme operating conditions, dependency modeling evaluates cascading effects, and multi-agent simulations investigate interactions among autonomous entities.

Together, these methods provide a structured framework for evaluating a broad range of possible future conditions.

Assessing Operational Consequences

Simulation results become meaningful only when their consequences are evaluated.

The **Consequence Evaluation** layer measures the effects of scenarios across multiple operational dimensions, including throughput, cost, energy consumption, resource utilization, safety, and risk exposure. This assessment enables organizations to compare scenarios according to organizational objectives and operational priorities.

The architecture therefore connects simulated events to practical decision-making criteria.

Supporting Contingency Planning and Decision-Making

The final stage, **Contingency and Decision Support**, transforms simulation results into actionable intelligence.

Response strategies, mitigation plans, ranked alternatives, and preparedness recommendations are generated to support operational planning and resilience management. Rather than merely identifying possible futures, the architecture helps organizations determine how they respond if those futures occur.

This stage bridges analysis and action.

From Prediction to Exploration and Preparedness

A broader lesson illustrated by the figure is the progression from prediction toward exploration and preparedness.

Forecasting identifies what may happen. Scenario exploration examines multiple possibilities. Consequence analysis evaluates their implications. Decision-support mechanisms identify potential responses.

Through this progression, organizations gain a deeper understanding of uncertainty and develop more robust strategies for managing future conditions.

Overall Significance

Overall, Figure 9.2-B17 demonstrates how AI-powered digital twins integrate synchronized operational representations, scenario generation, counterfactual reasoning, simulation environments, consequence evaluation, and contingency planning into a unified framework for exploring alternative futures. By enabling organizations to evaluate hypothetical conditions, assess operational vulnerabilities, investigate cascading effects, and compare response strategies before implementation, the architecture supports more informed planning, stronger

resilience, improved risk management, and more adaptive decision-making within complex industrial ecosystems.

This example illustrates one of the defining capabilities of AI-powered digital twins: the ability to evaluate not only the direct consequences of operational decisions but also their indirect effects across interconnected systems. By combining synchronized state representations, predictive intelligence, simulation environments, and AI-assisted analysis, digital twins enable organizations to explore alternative futures before committing resources or introducing changes into physical operations. Figure 9.2-B17 summarizes this scenario-exploration architecture and illustrates how digital twins support counterfactual reasoning, what-if analysis, and decision evaluation across complex industrial environments.

The discussion of **Scenario Exploration, Counterfactual Simulation, and What-If Analysis** demonstrated how AI-powered digital twins enable organizations to investigate alternative futures, evaluate hypothetical disruptions, analyze decision consequences, and compare potential response strategies before implementing changes within physical environments. By combining synchronized operational representations with simulation, probabilistic analysis, scenario generation, and contingency evaluation, digital twins provide a powerful mechanism for understanding uncertainty and preparing for a wide range of possible operating conditions. These capabilities allow organizations to move beyond predicting likely outcomes and toward systematically exploring how different actions, events, and assumptions may influence future performance. However, the value of these insights depends on their ability to influence operational learning, predictive intelligence, and real-world decision-making across the broader industrial ecosystem.

This requirement leads naturally to **Closed-Loop Integration with Cloud Training, Predictive Intelligence, and Edge Autonomy**. The outputs generated through simulation, optimization, scenario exploration, and what-if analysis do not remain isolated within the digital-twin environment. Instead, they can contribute to a continuous learning cycle in which knowledge derived from simulated experiences improves predictive models, strengthens forecasting accuracy, refines optimization policies, and enhances autonomous decision-making at both cloud and edge layers. Through this integration, digital twins become active participants in the enterprise intelligence architecture rather than stand-alone simulation tools.

In a closed-loop industrial AI environment, operational data collected from physical systems help synchronize the digital twin; the digital twin supports simulation, planning, and scenario evaluation; simulation outcomes generate new knowledge regarding system behavior, operational risks, and decision effectiveness; and these insights are subsequently incorporated into cloud-based learning systems and predictive models. Updated models can then be

distributed back to facilities, machines, robots, autonomous vehicles, and edge-control systems, where they influence operational behavior and future decision-making. In this manner, experience gained from both real-world operations and virtual experimentation contributes to continuous improvement across the entire enterprise.

An important consequence of this closed-loop structure is that learning no longer depends exclusively on physical operational experience. Rare failures, unusual disruptions, extreme environmental conditions, and alternative operating strategies can be examined within simulation environments and used to improve AI models before such situations occur in actual operations. This significantly accelerates organizational learning while reducing the risks associated with experimentation in physical systems.

Consequently, digital twins serve not only as platforms for simulation-driven planning but also as mechanisms for continuous intelligence generation and knowledge transfer. By linking operational environments, cloud-scale model training, predictive analytics, simulation platforms, and autonomous edge systems within a unified feedback architecture, organizations can establish a cycle of continuous adaptation and improvement. The following discussion examines how AI-powered digital twins participate in this closed-loop ecosystem by connecting simulation outcomes, cloud learning infrastructures, predictive intelligence systems, and edge autonomy into an integrated framework for enterprise-wide intelligence and operational optimization.

iv. Closed-Loop Integration with Cloud Training, Predictive Intelligence, and Edge Autonomy

AI-powered digital twins become particularly valuable when integrated into the broader hybrid edge–cloud intelligence architecture. They are not isolated simulation applications. Instead, they participate in continuous feedback cycles connecting physical operations, cloud-scale learning, global predictive modeling, simulation-driven optimization, and local autonomous execution.

This integration establishes a bidirectional relationship between physical industrial systems and their virtual representations. Real-world observations continuously improve the twin, while simulation results help refine AI models and operational strategies.

The effectiveness of AI-powered digital twins derives from their operation as **closed-loop learning and optimization systems** rather than static virtual representations. Within this architecture, physical operations, cloud-based AI models, simulation environments, and edge deployments continuously exchange information, creating a feedback-driven cycle of observation, prediction, evaluation, and adaptation. As operational conditions evolve, the digital

twin evolves alongside them, maintaining alignment between the physical system and its virtual counterpart while supporting increasingly accurate forecasting, planning, and decision-making.

This closed-loop architecture encompasses several interrelated processes:

- **Physical-to-Twin State Synchronization.** Sensors, industrial controllers, robotic systems, autonomous vehicles, and edge platforms continuously transmit telemetry, operational measurements, and state information to their corresponding digital twins. These updates maintain synchronization between the physical environment and its virtual representation, ensuring that simulations reflect current operating conditions.
- **Predictive Model Integration.** Cloud-scale predictive models supply forecasts of equipment degradation, production demand, fleet availability, energy consumption, resource utilization, and potential operational disruptions. By incorporating predictive intelligence into the simulation environment, digital twins can evaluate not only current conditions but also plausible future system states.
- **Twin-to-Training Data Feedback.** Digital twins generate synthetic observations, operational trajectories, failure scenarios, and simulated operating conditions that can augment real-world training datasets. These synthetic datasets are particularly valuable for rare events, abnormal operating conditions, and low-frequency failures that may be insufficiently represented in historical data.
- **Cloud Model and Twin Refinement.** Observed operational outcomes are used to recalibrate digital-twin parameters, validate simulation assumptions, and refine AI model behavior. Conversely, simulation experiments may reveal weaknesses in predictive models, identify coverage gaps in training data, and highlight areas requiring additional learning or validation.
- **Simulation-Based Policy Evaluation.** Candidate production schedules, maintenance plans, routing strategies, resource-allocation policies, and autonomous-control algorithms are evaluated within the digital-twin environment before consideration for physical deployment. This capability enables organizations to assess performance, identify risks, and compare alternatives without affecting ongoing operations.
- **Controlled Policy Distribution to Edge Systems.** Once candidate policies have been validated, approved models and operating strategies can be distributed to facility-level edge systems, autonomous agents, robots, vehicles, controllers, and other authorized devices. Local systems verify compatibility with site-specific requirements and enforce operational, safety, and regulatory constraints before implementation.

- **Edge-to-Twin Operational Feedback.** Following deployment, operational systems report observed outcomes, including prediction accuracy, resource utilization, production performance, equipment responses, anomaly events, and execution effectiveness. These observations are incorporated into subsequent simulation cycles and model-training activities, enabling continuous improvement of both the digital twin and the associated AI models.

The preceding discussion demonstrated that AI-powered digital twins derive much of their value from their ability to participate in continuous feedback cycles linking physical operations, predictive analytics, simulation environments, cloud-scale learning systems, and edge-based execution platforms. Rather than functioning as isolated models or standalone simulation tools, digital twins operate as active participants within a broader enterprise intelligence ecosystem. Through ongoing synchronization, predictive-model integration, simulation-driven evaluation, policy validation, controlled deployment, and operational feedback, digital twins help establish a continuous process of learning and adaptation. Table 9.2-B18 summarizes the principal functions that support this closed-loop integration architecture and illustrates how information flows among physical systems, cloud intelligence platforms, digital twins, and autonomous edge environments.

Table 9.2-B18 presents the major functions associated with closed-loop integration among AI-powered digital twins, cloud intelligence systems, predictive analytics platforms, and edge-autonomous environments. The table identifies the primary information inputs that support each function, the core processes involved, the outputs generated, and the operational contributions delivered to industrial organizations. Collectively, these functions illustrate how digital twins participate in continuous cycles of observation, learning, simulation, validation, deployment, and feedback. The table also highlights the interdependencies among cloud-scale model training, enterprise predictive intelligence, simulation-driven planning, and local operational execution.

Table 9.2-B18 – Closed-Loop Integration Functions Connecting Digital Twins, Cloud Intelligence, and Edge Autonomy

Closed-Loop Function	Primary Inputs	Core Processes	Outputs	Operational Contribution
Physical-to-Twin State Synchronization	Sensors, controllers,	State updating, semantic	Updated digital-twin state	Maintains twin fidelity

	robots, vehicles, edge telemetry	synchronization, temporal alignment		
Predict	Cloud forecasting models, enterprise analytics, operational data	Forecast incorporation, future-state generation	Predictive operating scenarios	Enables forward-looking simulation
Twin-to-Training Data	Digital-twin simulations, synthetic events, simulated failures	Data augmentation, synthetic dataset generation	Expanded training datasets	Improves model learning
Cloud Model and Twin Refinement	Operational outcomes, simulation results, validation metrics	Model retraining, calibration, parameter updating	Improved AI models and digital twins	Enhances predictive accuracy
Simulation-Based Policy Evaluation	Candidate schedules, routing plans, maintenance policies, control strategies	Scenario simulation, optimization, policy testing	Validated candidate strategies	Reduces deployment risk
Controlled Policy Distribution	Approved models, validated strategies, enterprise policies	Deployment management, compatibility verification	Edge-deployable models and policies	Supports safe operational adoption
Edge-to-Twin Operational Feedback	Deployment outcomes, performance metrics, anomaly reports	Feedback integration, execution monitoring	Updated operational knowledge	Enables continuous improvement

Cloud-Scale Training Loop	Historical data, synthetic data, feedback information	AI retraining, foundation-model adaptation, optimization learning	Updated intelligence models	Continuous organizational learning
Enterprise Predictive Intelligence Loop	Forecasts, simulations, scenario analyses	Knowledge fusion, predictive reasoning	Improved enterprise foresight	Supports strategic planning
Autonomous Edge Execution Loop	Local operating conditions, policy constraints, validated AI models	Local inference, decision support, autonomous execution	Operational actions	Improves responsiveness and autonomy
Continuous Learning and Optimization	Entire feedback cycle	Closed-loop adaptation and refinement	Continuously improved operational intelligence	Long-term performance enhancement

Source: Adapted from cyber-physical system architectures, industrial digital-twin frameworks, closed-loop machine-learning systems, cloud-edge AI platforms, and enterprise continuous-learning architectures.

Understanding Closed-Loop Intelligence Architectures

Table 9.2-B18 illustrates how AI-powered digital twins become integral components of a continuously evolving industrial intelligence architecture. Earlier discussions focused on state synchronization, simulation, optimization, and scenario exploration as distinct capabilities. The functions represented in this table demonstrate how these capabilities are interconnected through continuous feedback mechanisms that support learning, adaptation, and operational improvement.

A central concept reflected throughout the table is that intelligence within industrial environments is not generated through a single analytical process. Instead, it emerges through repeated interactions among physical operations, digital representations, predictive models, simulation environments, and operational decision systems.

Synchronizing Physical and Virtual Environments

The first function identified in the table is **Physical-to-Twin State Synchronization**.

Digital twins depend upon timely and accurate information from sensors, controllers, robots, autonomous systems, and operational platforms. Continuous synchronization ensures that the digital representation remains aligned with the evolving state of the physical environment.

This synchronization establishes the informational foundation upon which simulation, forecasting, optimization, and decision-support activities are built. Without effective synchronization, the quality of downstream analysis would be significantly reduced.

Extending Digital Twins with Predictive Intelligence

The table identifies **Predictive Model Integration** as the mechanism through which forecasting capabilities become incorporated into the digital-twin environment.

Cloud-scale predictive models generate estimates of future equipment conditions, production requirements, logistics activity, energy consumption, resource utilization, and operational risks. By integrating these forecasts into simulation environments, digital twins can evaluate not only current conditions but also anticipated future states.

This capability allows planning activities to account for both present circumstances and projected developments.

Generating Knowledge Through Simulation Feedback

An important characteristic of AI-powered digital twins is their ability to contribute knowledge back into cloud-learning environments.

The **Twin-to-Training Data Feedback** function uses simulation outputs, synthetic observations, failure scenarios, and operational trajectories to augment existing training datasets. This capability is particularly useful when historical records contain few examples of rare failures, abnormal events, or unusual operating conditions.

Through simulation-generated experiences, organizations can expand the diversity of training data available to AI systems.

Supporting Continuous Model Improvement

The **Cloud Model and Twin Refinement** function demonstrates the reciprocal relationship between operational observations and simulation environments.

Operational outcomes provide evidence regarding the accuracy of predictive models and digital-twin assumptions. If observed behavior differs from expected results, models may require

recalibration or retraining. Similarly, simulation experiments may reveal deficiencies in predictive performance, gaps in training data, or limitations in model assumptions.

Consequently, both digital twins and predictive models improve through continuous interaction with operational reality.

Evaluating Decisions Before Deployment

The table highlights **Simulation-Based Policy Evaluation** as an important intermediate stage between planning and execution.

Candidate maintenance strategies, production schedules, routing policies, and control algorithms can be assessed within the digital-twin environment before affecting physical operations. This allows organizations to compare alternatives, evaluate risks, and identify potential implementation challenges.

The simulation environment therefore serves as a testing platform for operational decision-making.

Bridging Planning and Operations

Once candidate strategies have been evaluated, they may proceed toward implementation through **Controlled Policy Distribution**.

This function provides a mechanism for transferring approved models, validated operating strategies, and policy updates to authorized edge systems. Prior to deployment, local environments evaluate compatibility with equipment capabilities, operational constraints, regulatory requirements, and safety policies.

This process helps ensure that enterprise-level recommendations remain appropriate within local operating contexts.

Learning from Real-World Execution

The **Edge-to-Twin Operational Feedback** function closes the loop between planning and execution.

After deployment, edge systems report information regarding operational performance, prediction accuracy, equipment behavior, resource utilization, anomaly events, and implementation outcomes. These observations become inputs to future synchronization, simulation, and training activities.

This continuous feedback process transforms operational experience into organizational learning.

Enabling Continuous Enterprise Learning

The table further illustrates the role of **Cloud-Scale Training Loops** and **Continuous Learning and Optimization**.

As additional operational and simulated data become available, cloud-based AI systems retrain predictive models, refine optimization policies, update digital-twin parameters, and improve forecasting accuracy. Learning therefore becomes an ongoing organizational activity rather than a one-time development process.

This capability is particularly important in environments characterized by changing equipment conditions, evolving operational requirements, and shifting business objectives.

Connecting Predictive Intelligence and Edge Autonomy

The functions represented in the table also demonstrate how **Enterprise Predictive Intelligence** and **Autonomous Edge Execution** operate as complementary capabilities.

Cloud platforms provide large-scale forecasting, simulation, and optimization capabilities that benefit from consolidated enterprise knowledge. Edge systems provide localized decision-making, real-time responsiveness, and direct interaction with physical processes.

Closed-loop integration ensures that these two intelligence layers continuously exchange information, enabling coordinated learning across the entire enterprise.

Intelligence as a Continuous Cycle

A broader theme emerging from Table 9.2-B18 is that industrial intelligence is viewed as a continuous cycle rather than a sequence of isolated processing stages.

Observations collected from physical systems contribute to synchronization. Synchronization supports simulation. Simulation informs optimization and policy evaluation. Approved strategies are deployed to operational environments. Operational outcomes generate new observations that return to the learning system.

Through this cycle, each stage reinforces and improves the others.

From Digital Representation to Continuous Adaptation

Earlier sections introduced digital twins as synchronized representations of physical systems and later expanded their role to include simulation-driven planning and scenario exploration. Table 9.2-B18 represents the next stage in this progression.

The digital twin is no longer viewed solely as a model of reality. Instead, it becomes an active component of a broader learning ecosystem that connects cloud analytics, predictive intelligence, simulation environments, operational decision-making, and edge-based execution.

This integration enables continuous adaptation as industrial conditions evolve over time.

Overall Significance

Overall, Table 9.2-B18 demonstrates how AI-powered digital twins function within a closed-loop architecture that links physical operations, predictive intelligence, cloud learning platforms, simulation environments, and autonomous edge systems. Through continuous synchronization, model refinement, simulation-based evaluation, controlled deployment, operational feedback, and organizational learning, digital twins support an ongoing cycle of adaptation and improvement. This architecture enables industrial enterprises to move beyond isolated analytics toward continuously evolving intelligence systems capable of learning from both real-world experience and simulated experimentation while maintaining alignment between virtual representations and physical operations.

Collectively, these processes establish a continuous cycle of learning, simulation, deployment, and feedback that links enterprise intelligence directly to operational execution. Conceptually, the architecture can be represented as

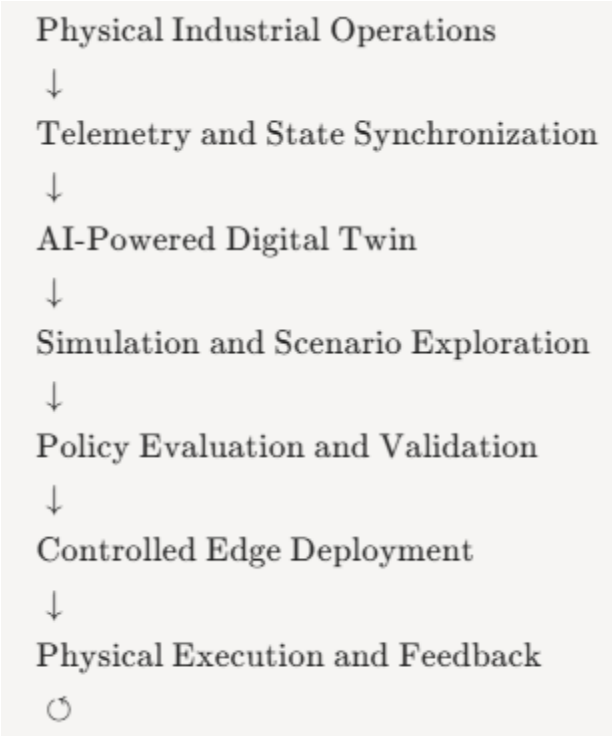

While Table 9.2-B18 summarizes the principal functions that enable closed-loop integration among digital twins, cloud intelligence platforms, predictive models, and edge-autonomous systems, these functions are most effectively understood as components of a unified learning architecture. In practice, synchronization, prediction, simulation, model refinement, policy evaluation, deployment, and operational feedback occur within a continuous cycle rather than as isolated activities. Information flows from physical systems into digital representations, through simulation and cloud-learning environments, and back into operational execution platforms where refined models and validated strategies are applied. Figure 9.2-B18 illustrates this architecture and demonstrates how AI-powered digital twins serve as an intermediary layer linking operational reality, enterprise intelligence, cloud-based learning, and edge-level execution within a continuous feedback ecosystem.

Figure 9.2-B18 presents a closed-loop integration architecture that connects AI-powered digital twins with cloud-scale training systems, predictive-intelligence platforms, simulation environments, and autonomous edge operations. The figure illustrates how operational observations originating from physical industrial systems are transformed into synchronized digital-twin states, incorporated into predictive and simulation processes, and subsequently used to refine AI models, evaluate operational policies, and support controlled deployment within real-world environments. Through continuous feedback and iterative learning, the architecture enables organizations to maintain alignment between physical operations and digital intelligence while supporting ongoing adaptation and optimization.

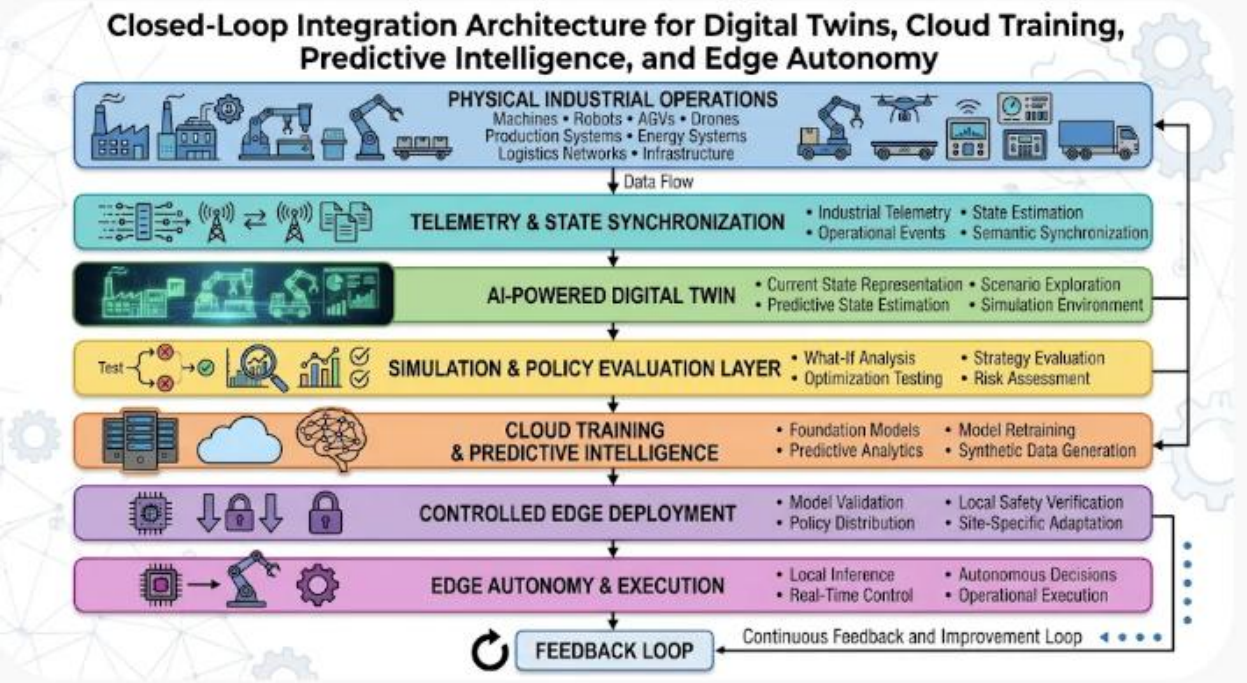

Figure 9.2-B18 – Closed-Loop Integration Architecture for Digital Twins, Cloud Training, Predictive Intelligence, and Edge Autonomy

The figure illustrates how AI-powered digital twins participate in a continuous learning ecosystem that connects physical industrial operations, cloud-based AI training environments, predictive-intelligence systems, simulation platforms, and edge-autonomous execution. Operational observations synchronize digital-twin representations, predictive models provide future-state intelligence, simulation environments evaluate alternative strategies, cloud-learning systems refine models, and validated policies are deployed to operational environments. Feedback from deployed systems is subsequently returned to the digital twin and cloud-learning infrastructure, creating a continuous cycle of adaptation, validation, optimization, and enterprise learning.

Legend

Figure Element	***Description***
Physical Industrial Operations	*Real-world industrial systems that generate observations and execute operational decisions.*
Machines	*Industrial equipment, production assets, and process systems generating operational telemetry.*
Robots	*Industrial robotic systems executing automated tasks and contributing operational data.*
AGVs	*Autonomous guided vehicles and mobile industrial platforms operating within facilities.*
Drones	*Autonomous aerial systems performing inspection, monitoring, and data-collection activities.*
Production Systems	*Manufacturing processes, production lines, and operational workflows.*
Energy Systems	*Generation, storage, distribution, and consumption infrastructures.*
Logistics Networks	*Transportation systems, inventory flows, warehousing activities, and supply-chain operations.*

Infrastructure	*Supporting physical assets, facilities, and operational environments.*
Telemetry & State Synchronization	*Layer responsible for maintaining alignment between physical and digital environments.*
Industrial Telemetry	*Operational measurements collected from industrial systems.*
Operational Events	*Maintenance activities, alarms, process changes, and significant operational occurrences.*
State Estimation	*Reconstruction of partially observed or hidden system conditions.*
Semantic Synchronization	*Mapping of observations into context-aware digital representations.*
AI-Powered Digital Twin	*Dynamic digital representation used for analysis, forecasting, and planning.*
Current State Representation	*Digital model of current operating conditions.*
Predictive State Estimation	*Representation of anticipated future system conditions.*
Scenario Exploration	*Evaluation of alternative futures and hypothetical conditions.*
Simulation Environment	*Computational environment supporting experimentation and planning.*
Simulation & Policy Evaluation Layer	*Environment used to assess candidate operational strategies.*
What-If Analysis	*Evaluation of alternative decisions and operational assumptions.*
Optimization Testing	*Assessment of candidate strategies according to defined objectives.*
Strategy Evaluation	*Comparison of alternative operating approaches.*

Risk Assessment	*Analysis of operational consequences and uncertainty.*
Cloud Training & Predictive Intelligence	*Cloud-based environment supporting learning, forecasting, and model refinement.*
Foundation Models	*General-purpose AI models supporting industrial analysis and prediction.*
Predictive Analytics	*Forecasting systems that estimate future operating conditions.*
Model Retraining	*Updating AI models using new observations and simulation results.*
Synthetic Data Generation	*Creation of simulated observations used to augment training datasets.*
Controlled Edge Deployment	*Mechanism for distributing validated models and policies to operational systems.*
Model Validation	*Verification that models meet performance and operational requirements.*
Policy Distribution	*Deployment of approved operating strategies to edge environments.*
Local Safety Verification	*Assessment of compatibility with safety and regulatory requirements.*
Site-Specific Adaptation	*Adjustment of models and policies to local operational conditions.*
Edge Autonomy & Execution	*Operational layer where intelligence is applied in real-world environments.*
Local Inference	*Real-time AI processing performed near operational assets.*
Autonomous Decisions	*Local decision-making based on deployed models and policies.*

Real-Time Control	*Direct operational control and response activities.*
Operational Execution	*Implementation of decisions within physical systems.*
Feedback Loop	*Continuous return of operational outcomes to the learning architecture.*
Continuous Feedback and Improvement Loop	*Mechanism supporting adaptation, model improvement, and organizational learning over time.*

Understanding Closed-Loop Industrial Intelligence

Figure 9.2-B18 illustrates how AI-powered digital twins function within a broader enterprise-learning architecture rather than as isolated simulation environments. The architecture demonstrates how physical operations, cloud intelligence, predictive models, simulation platforms, and edge-autonomous systems become connected through continuous feedback processes that support learning, adaptation, and operational improvement.

A central theme of the figure is that industrial intelligence emerges through recurring cycles of observation, analysis, simulation, deployment, and feedback rather than through one-time analytical activities.

Capturing Knowledge from Physical Operations

The architecture begins with **Physical Industrial Operations**.

Machines, robots, autonomous vehicles, drones, production systems, energy infrastructures, logistics networks, and supporting facilities continuously generate observations about operating conditions and system behavior. These observations provide the empirical foundation upon which predictive intelligence is constructed.

The figure emphasizes that all higher-level intelligence functions ultimately depend upon information generated within real-world environments.

Maintaining Alignment Through Synchronization

The **Telemetry & State Synchronization** layer ensures that the digital representation remains aligned with physical operations.

Industrial telemetry, operational events, state-estimation processes, and semantic synchronization activities transform operational observations into structured information

suitable for incorporation into the digital twin. This stage maintains consistency between physical reality and virtual representation.

Synchronization therefore serves as a prerequisite for meaningful simulation and analysis.

Creating a Dynamic Digital Representation

The **AI-Powered Digital Twin** forms the central analytical component of the architecture.

Beyond representing current operating conditions, the digital twin incorporates predictive state estimation, scenario exploration, and simulation capabilities. As a result, it can support both operational awareness and evaluation of potential future conditions.

The figure illustrates that the digital twin functions as an active computational environment rather than a static model.

Evaluating Strategies Through Simulation

The next stage, the **Simulation & Policy Evaluation Layer**, enables organizations to test candidate decisions before operational deployment.

What-if analysis, optimization testing, strategy evaluation, and risk assessment allow planners to compare alternative actions and assess potential consequences under varying conditions. This process reduces uncertainty and provides evidence regarding the likely performance of candidate policies.

Simulation thereby becomes an important intermediate step between planning and execution.

Learning Through Cloud Intelligence

The **Cloud Training & Predictive Intelligence** layer supports large-scale learning and forecasting activities.

Cloud platforms incorporate operational observations, simulation results, and feedback information into model-training pipelines. Foundation models, predictive-analytics systems, synthetic-data generation processes, and retraining mechanisms collectively improve the quality of enterprise intelligence.

The figure highlights the role of cloud infrastructure as a centralized learning environment that benefits from information generated throughout the organization.

Ensuring Safe Deployment

Simulation and learning alone do not justify immediate operational deployment.

The **Controlled Edge Deployment** layer introduces model validation, policy distribution, safety verification, and site-specific adaptation processes. These activities help ensure that approved models and strategies remain compatible with local operational requirements and regulatory constraints.

This stage provides an important safeguard between simulation results and physical execution.

Supporting Autonomous Operational Execution

The **Edge Autonomy & Execution** layer applies validated intelligence within operational environments.

Local inference engines, autonomous decision mechanisms, real-time control systems, and operational execution platforms use deployed models to support day-to-day operations. Because these systems operate close to industrial assets, they can respond rapidly to changing conditions while maintaining awareness of local constraints.

Edge autonomy therefore complements cloud intelligence by supporting responsive and context-aware execution.

Closing the Learning Loop

The most important feature of the architecture is the **Feedback Loop**.

Operational outcomes generated after deployment return to synchronization, digital-twin, and cloud-learning environments. These outcomes may include prediction accuracy measurements, operational performance metrics, anomaly observations, resource utilization information, and execution results.

Feedback enables the organization to evaluate the effectiveness of deployed strategies and continuously improve its predictive and simulation capabilities.

From Simulation Platform to Learning Ecosystem

A broader lesson illustrated by Figure 9.2-B18 is that digital twins evolve from simulation tools into participants within a larger enterprise-learning ecosystem.

Earlier sections described synchronization, scenario exploration, and optimization as individual capabilities. This figure demonstrates how those capabilities become integrated with cloud-scale learning infrastructures, predictive-intelligence systems, deployment frameworks, and autonomous operational platforms.

As a result, digital twins contribute directly to continuous organizational learning and adaptation.

Overall Significance

Overall, Figure 9.2-B18 demonstrates how AI-powered digital twins serve as a central integration layer within a closed-loop industrial intelligence architecture. Through continuous synchronization, predictive analytics, simulation-driven evaluation, cloud-based learning, controlled deployment, autonomous execution, and operational feedback, the architecture establishes an ongoing cycle of refinement and adaptation. This closed-loop process enables industrial organizations to improve model accuracy, evaluate alternative strategies, accelerate learning, support autonomous operations, and maintain alignment between virtual intelligence and physical reality across complex industrial ecosystems.

The feedback pathway continuously returns operational observations, execution outcomes, and environmental changes to the digital twin, predictive models, and cloud-based training pipelines. As a result, digital twins function not only as simulation environments but also as active participants in an enterprise learning ecosystem. Through this continuous feedback loop, cloud-assisted industrial AI systems can refine models, evaluate new strategies, improve decision quality, and adapt to changing operational conditions while maintaining alignment between virtual intelligence and physical reality.

This closed-loop architecture connects several important AI capabilities:

- **Cloud-scale training** develops and refines the underlying models.
- **Global predictive modeling** forecasts future operating conditions.
- **Digital twins** simulate alternative scenarios and evaluate potential decisions.
- **Edge AI** executes approved models and policies within local operational constraints.
- **Operational feedback** supplies new observations for subsequent learning and simulation cycles.

An important architectural distinction is that a simulation-validated policy is not automatically authorized to control physical equipment. Digital-twin testing provides valuable evidence about expected behavior, but physical deployment must still consider model uncertainty, equipment compatibility, real-time constraints, cybersecurity, operational authorization, and applicable safety requirements.

For safety-critical applications, digital twins must support the engineering and validation of control strategies without replacing independently validated safety mechanisms. Emergency shutdowns, protective interlocks, collision-prevention boundaries, and other essential safety

functions must remain enforceable through appropriate deterministic control systems and hardware safeguards.

The discussion of **Closed-Loop Integration with Cloud Training, Predictive Intelligence, and Edge Autonomy** demonstrated how AI-powered digital twins become active participants in a continuous enterprise-learning ecosystem. Through ongoing synchronization, predictive modeling, simulation-based policy evaluation, cloud-scale learning, controlled deployment, and operational feedback, digital twins support a recurring cycle of observation, analysis, adaptation, and execution. This closed-loop architecture enables industrial organizations to improve forecasting accuracy, refine operational strategies, accelerate organizational learning, and maintain alignment between physical systems and their virtual representations. However, the effectiveness of each activity within this cycle depends fundamentally on a critical underlying requirement: the digital twin must accurately represent the behavior of the physical system it models.

This requirement introduces the topic of **Simulation Fidelity, Validation, and the Sim-to-Real Challenge**. Although digital twins provide powerful environments for planning, optimization, scenario exploration, and policy testing, their value ultimately depends upon the degree to which simulated outcomes correspond to real-world behavior. Predictions generated within a virtual environment are useful only if the models, assumptions, data sources, and system representations accurately capture the characteristics of the physical processes they are intended to emulate. A simulation that differs significantly from reality may produce misleading conclusions, ineffective operational strategies, or overly optimistic assessments of system performance.

Maintaining fidelity is particularly challenging because industrial systems are influenced by numerous factors that are difficult to model perfectly. Equipment wear, environmental variability, sensor imperfections, communication delays, operator behavior, unexpected disturbances, and interactions among complex subsystems may all affect actual operational outcomes. Even highly detailed digital twins inevitably simplify certain aspects of reality, creating potential differences between simulated behavior and physical execution. These differences become especially important when simulation results are used to support maintenance decisions, production planning, autonomous control policies, safety-critical operations, or enterprise optimization initiatives.

The challenge of translating knowledge from a simulated environment into successful real-world performance is commonly referred to as the **sim-to-real gap**. Addressing this gap requires systematic validation, calibration, uncertainty assessment, performance monitoring, and continuous refinement of both digital-twin models and associated AI systems. Organizations

must therefore evaluate how accurately simulations reproduce observed behavior, identify discrepancies between expected and actual outcomes, and establish confidence in the suitability of simulation-generated recommendations before deployment.

Consequently, the focus shifts from how digital twins support learning and optimization to how their accuracy, reliability, and trustworthiness are established. The following discussion examines the principles of simulation fidelity, validation methodologies, model calibration practices, uncertainty management, and sim-to-real transfer, all of which are essential for ensuring that AI-powered digital twins provide a dependable foundation for industrial decision-making, autonomous operations, and continuous enterprise improvement.

v. Simulation Fidelity, Validation, and the Sim-to-Real Challenge

The effectiveness of an AI-powered digital twin depends on how accurately it represents the physical environment for the intended application. A virtual model may reproduce selected equipment dynamics or operational relationships while omitting other physical effects. Consequently, a simulation that appears highly realistic may still produce inaccurate results when used outside its validated operating range.

This challenge is commonly described as the **sim-to-real gap**: the difference between the behavior observed in a simulated environment and the behavior of the corresponding physical system.

Several factors contribute to this gap:

- **Physical-Model Approximation.** Mathematical models may simplify complex mechanical, thermal, electrical, fluid, or environmental processes.
- **Sensor and Measurement Differences.** Simulated observations may not fully reproduce real sensor noise, calibration errors, communication delays, or missing measurements.
- **Environmental Variability.** Real industrial environments may contain unmodeled disturbances, unexpected obstacles, human activity, and changing operating conditions.
- **Equipment Heterogeneity.** Two machines of the same type may behave differently because of manufacturing tolerances, wear, maintenance history, and configuration differences.
- **Incomplete Operational Knowledge.** Some system dependencies and failure mechanisms may not be represented in the twin.
- **Model Drift.** As physical equipment ages or operating conditions change, the relationship between the twin and the physical system may deteriorate.

Several techniques can help reduce these limitations:

- **Physics-Based Calibration.** Physical parameters are adjusted using real-world measurements and engineering specifications.
- **Data-Driven Model Refinement.** Machine-learning models learn residual behavior or nonlinear relationships that are not adequately represented by simplified physical models.
- **Domain Randomization.** Simulation parameters are varied across training experiments so that AI models become less dependent on a single set of simulated conditions.
- **Hybrid Physics-AI Modeling.** Physical equations and learned models are combined to represent system dynamics while incorporating observed behavior.
- **Hardware-in-the-Loop and Software-in-the-Loop Testing.** Candidate control strategies and AI models are tested against simulated environments and, where appropriate, representative hardware before physical deployment.
- **Progressive Real-World Validation.** Approved strategies are introduced through controlled testing, staged deployment, and operational monitoring rather than unrestricted system-wide activation.

The preceding discussion demonstrated that the effectiveness of an AI-powered digital twin depends not only on its ability to synchronize with physical systems and support simulation-driven decision-making but also on the degree to which its behavior corresponds to real-world operations. Differences between simulated and physical environments can arise from model simplifications, sensor limitations, environmental variability, equipment heterogeneity, incomplete system knowledge, and evolving operating conditions. Consequently, organizations must employ systematic methods for calibration, validation, uncertainty management, and deployment verification to ensure that simulation results remain relevant and trustworthy. Table 9.2-B19 summarizes the principal functions that support simulation fidelity, validation, and sim-to-real alignment, illustrating how digital twins can be refined and evaluated to improve confidence in simulation-derived insights and operational recommendations.

Table 9.2-B19 presents the major functions associated with simulation fidelity, validation, and sim-to-real alignment in AI-powered digital-twin environments. The table identifies the primary challenges affecting simulation accuracy, the methods used to address those challenges, the outputs generated by validation and calibration processes, and the operational contributions provided by each function. Collectively, these functions support the development of digital twins that are sufficiently accurate for their intended applications while acknowledging the

practical limitations of simulation-based representations. The table also illustrates how engineering models, AI techniques, testing methodologies, and validation processes work together to reduce the gap between simulated behavior and physical reality.

Table 9.2-B19 – Simulation Fidelity, Validation, and Sim-to-Real Alignment Functions for AI-Powered Digital Twins

Fidelity and Validation Function	Primary Challenge Addressed	Methods and Technologies	Outputs	Operational Contribution
Physical-Model Calibration	Model approximation error	Parameter estimation, engineering calibration, system identification	Updated model parameters	Improved physical realism
Sensor and Measurement Modeling	Sensor noise, missing data, communication delays	Noise modeling, sensor emulation, latency simulation	Realistic observation streams	Better transferability to physical systems
Environmental Variability Represe	Unmodeled operating conditions	Environmental simulation, disturbance injection	Expanded operating-condition coverage	More robust simulation behavior
Equipment-Specific Adaptation	Asset heterogeneity and operational variation	Configuration management, machine-specific calibration	Asset-specific twin models	Increased accuracy across deployments
Data-Driven Residual Learning	Unmodeled nonlinear relationships	Machine learning, neural networks, residual modeling	Hybrid prediction models	Improved forecasting accuracy

Domain Randomization	Overfitting to idealized simulations	Parameter randomization, stochastic simulation	Generalized policies and AI models	Improved sim-to-real transfer
Hybrid Physics-AI Modeling	Incomplete physical knowledge	Physics-informed AI, hybrid analytics	Improved system representations	Balanced accuracy and interpretability
Software-in-the-Loop Testing	Early validation of algorithms	Virtual testing environments	Verified software behavior	Risk reduction before deployment
Hardware-in-the-Loop Testing	Interaction with physical hardware	Real-time hardware validation	Verified control-system performance	Increased deployment confidence
Progressive Real-World Validation	Deployment uncertainty	Staged testing, pilot deployment, operational monitoring	Validated operating strategies	Safe implementation
Model Drift Monitoring	Divergence between twin and reality	Continuous validation, performance assessment	Drift indicators	Sustained model fidelity
Purpose-Specific Fidelity	Overengineering or under-modeling	Application-based validation criteria	Context-appropriate fidelity levels	Efficient model development

Source: *Adapted from digital-twin validation frameworks, cyber-physical system engineering methodologies, simulation-verification processes, model-based systems engineering (MBSE), and sim-to-real transfer research.*

Understanding the Sim-to-Real Challenge

Table 9.2-B19 illustrates one of the most important considerations in digital-twin engineering: the relationship between simulated behavior and real-world performance. While digital twins provide powerful environments for analysis, forecasting, optimization, and decision support,

their usefulness ultimately depends upon how well their representations correspond to actual operational conditions.

The table demonstrates that simulation fidelity is not viewed as a binary characteristic in which models are either accurate or inaccurate. Instead, fidelity represents a continuum influenced by model assumptions, available data, environmental conditions, measurement quality, and the objectives of the simulation. The functions presented in the table collectively support the ongoing process of aligning virtual models with physical reality.

Improving Physical Accuracy Through Calibration

The first function identified in the table is **Physical-Model Calibration**.

Digital-twin models frequently contain parameters representing mechanical, thermal, electrical, chemical, hydraulic, or operational behavior. These parameters may initially be derived from engineering specifications, design assumptions, or historical information. However, actual system behavior often differs from theoretical expectations.

Calibration uses operational measurements and observed performance data to adjust model parameters so that simulated behavior more closely reflects the physical system. This process improves the realism and predictive value of simulation results.

Representing Sensor Behavior More Realistically

The table highlights **Sensor and Measurement Modeling** as another important component of simulation fidelity.

Physical measurements are rarely perfect. Sensors may exhibit noise, calibration drift, communication delays, intermittent failures, missing observations, and measurement uncertainty. Simulated environments that assume ideal measurements may therefore fail to represent important operational realities.

By incorporating realistic sensor characteristics into simulation environments, organizations create digital twins that more accurately reflect the conditions under which operational decisions are actually made.

Accounting for Environmental Variability

Industrial operations are influenced by numerous external factors that may vary over time.

The **Environmental Variability Representation** function incorporates changing operating conditions, environmental disturbances, weather influences, facility conditions, and other sources of variability into digital-twin environments. This capability helps ensure that

simulations reflect a wider range of realistic circumstances rather than a single idealized operating condition.

As a result, simulation outputs become more robust and applicable to real-world decision-making.

Addressing Differences Among Physical Assets

The table also emphasizes **Equipment-Specific Adaptation**.

Even machines manufactured according to the same specifications often behave differently because of operational history, maintenance practices, wear patterns, installation conditions, and manufacturing tolerances. Digital twins that assume identical behavior across all assets may therefore introduce significant errors.

Asset-specific adaptation allows simulations to account for these differences, improving model accuracy and supporting more reliable predictions for individual systems.

Learning Beyond Physical Models

The **Data-Driven Residual Learning** function addresses situations in which physical models alone cannot fully capture observed behavior.

Physical equations may omit nonlinear relationships, unknown influences, or complex interactions that emerge during operation. Machine-learning methods can learn these remaining patterns directly from data and model the residual differences between simulated and observed behavior.

This approach allows digital twins to benefit from both engineering knowledge and observational learning.

Improving Generalization Through Domain Randomization

A common challenge in simulation-based AI development is overfitting to a single set of simulated assumptions.

The **Domain Randomization** function intentionally varies operating conditions, environmental parameters, sensor characteristics, and system behaviors during simulation. AI models trained across these varying conditions become less dependent on specific simulation assumptions and more capable of adapting to real-world variability.

This technique is widely used to improve the transferability of simulation-trained models.

Combining Physics and Artificial Intelligence

The table identifies **Hybrid Physics-AI Modeling** as a mechanism for integrating complementary modeling approaches.

Physics-based models provide interpretability, consistency, and adherence to known engineering principles. AI-based models provide flexibility and the ability to learn complex relationships directly from data. Hybrid approaches combine these strengths to create models that are both physically meaningful and adaptable to observed behavior.

Such models often provide better performance than either approach in isolation.

Validating Software Before Deployment

Simulation fidelity depends not only on model quality but also on verification processes.

The **Software-in-the-Loop Testing** function evaluates algorithms, control policies, and decision-support software within simulated environments before they interact with physical systems. These tests help confirm that software behaves as expected under a range of operating conditions.

This stage provides an important safeguard during model development and deployment preparation.

Evaluating Real Hardware Interactions

The table also includes **Hardware-in-the-Loop Testing**, which extends validation to physical equipment.

Unlike purely simulated evaluations, hardware-in-the-loop testing incorporates representative physical components into the testing process. This approach allows engineers to examine interactions between control systems, AI models, and actual hardware before operational deployment.

The resulting validation provides additional confidence regarding real-world performance.

Supporting Safe Introduction Through Progressive Validation

The **Progressive Real-World Validation** function recognizes that simulation alone cannot establish absolute confidence in deployment outcomes.

Consequently, validated models and strategies are introduced gradually through controlled pilots, staged testing, operational monitoring, and incremental deployment processes. This progression enables organizations to identify discrepancies between simulated and actual behavior while limiting deployment risk.

Progressive validation therefore serves as a bridge between simulation and full operational implementation.

Monitoring Fidelity Over Time

The table highlights **Model Drift Monitoring** as an ongoing requirement.

Even highly accurate models may become less representative as equipment ages, operating conditions change, maintenance activities occur, or organizational processes evolve. Drift monitoring identifies situations in which the relationship between the digital twin and physical reality begins to deteriorate.

This information allows organizations to recalibrate models and maintain simulation accuracy over time.

Matching Fidelity to Decision Requirements

One of the most important concepts presented in the table is **Purpose-Specific Fidelity Assessment**.

Not all applications require the same level of detail. A digital twin used for facility-level energy forecasting may require different modeling characteristics than one used for robotic motion planning or safety-critical collision avoidance.

Consequently, fidelity is evaluated according to the decisions the model is intended to support rather than according to visual realism or model complexity alone.

Fidelity as a Continuous Engineering Process

A broader theme emerging from Table 9.2-B19 is that simulation fidelity is not a fixed property of a digital twin.

Instead, fidelity is maintained through an ongoing process involving calibration, data integration, validation, testing, monitoring, model refinement, and operational feedback. Each function contributes to reducing discrepancies between simulated and physical environments while supporting confidence in simulation-based decision-making.

This perspective highlights the importance of continuous engineering and lifecycle management within digital-twin environments.

Overall Significance

Overall, Table 9.2-B19 demonstrates that simulation fidelity, validation, and sim-to-real alignment are essential components of effective digital-twin deployment. Through calibration,

sensor modeling, environmental representation, residual learning, domain randomization, hybrid modeling, progressive testing, drift monitoring, and application-specific validation, organizations can improve the correspondence between simulated and physical behavior. These capabilities help ensure that digital twins provide trustworthy support for forecasting, optimization, scenario exploration, operational planning, and autonomous decision-making while acknowledging the inherent limitations of simulation-based representations.

Digital-twin fidelity must also be evaluated according to the purpose of the simulation. A twin designed to forecast facility energy consumption may not require the same level of mechanical detail as one used to evaluate robotic collision avoidance. Likewise, an enterprise logistics twin may prioritize transportation and inventory relationships rather than the internal physical dynamics of individual machines.

Therefore, **simulation fidelity must be appropriate to the decision being evaluated**. A digital twin must not be considered sufficiently accurate merely because its visual representation resembles the physical asset.

While Table 9.2-B19 summarizes the principal functions that support simulation fidelity, validation, and sim-to-real alignment, these functions are best understood as components of an integrated lifecycle rather than independent technical activities. In practice, digital-twin accuracy depends upon continuous interactions among physical systems, simulation models, calibration processes, validation methodologies, deployment assessments, and operational feedback mechanisms. Sources of discrepancy between simulated and physical behavior must be identified, mitigated, monitored, and revisited as systems evolve over time. Figure 9.2-B19 illustrates this architecture and demonstrates how fidelity-improvement mechanisms, validation activities, deployment controls, and continuous adaptation processes work together to reduce the sim-to-real gap and improve confidence in simulation-driven decision support.

Figure 9.2-B19 presents an architecture for simulation fidelity management, validation, and sim-to-real alignment within AI-powered digital-twin environments. The figure illustrates how physical industrial systems, digital-twin models, calibration mechanisms, validation processes, deployment assessments, and feedback loops interact to maintain correspondence between simulated and real-world behavior. By continuously identifying sources of model discrepancy and applying calibration, learning, testing, and adaptation techniques, organizations can improve confidence in simulation outputs and support more reliable deployment of digital-twin-informed strategies. The architecture highlights the importance of validation as an ongoing process that spans the entire lifecycle of digital-twin development and operation.

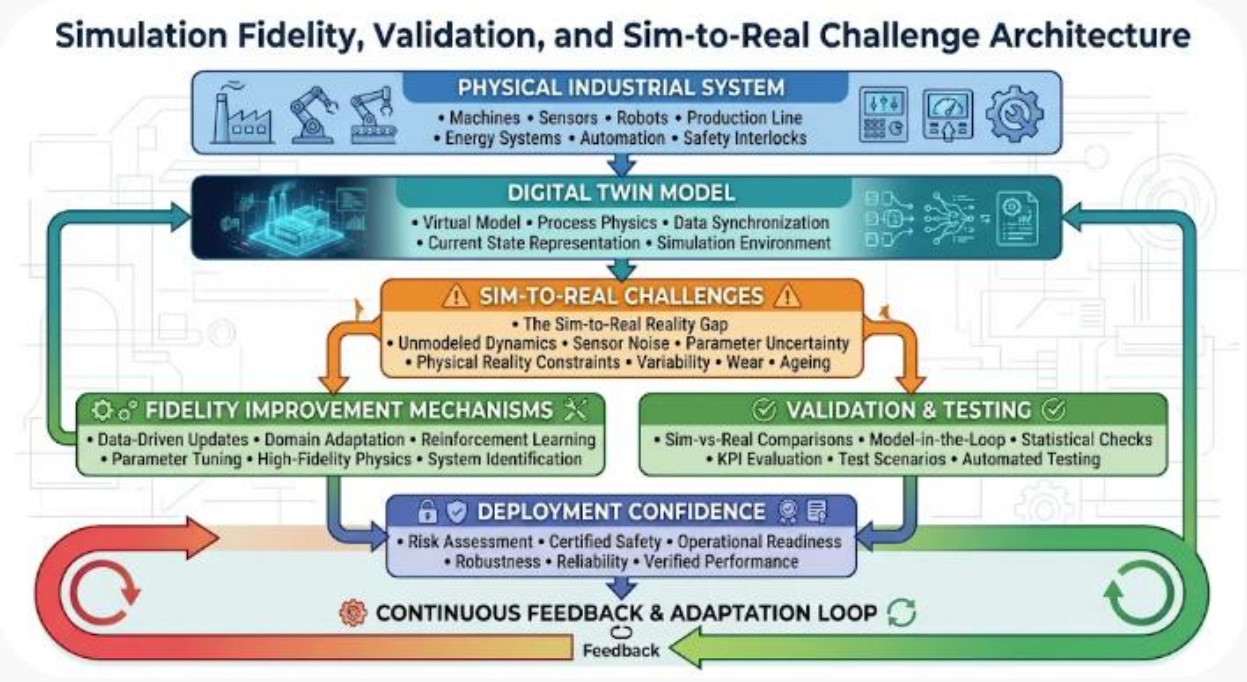

Figure 9.2-B19 – Simulation Fidelity, Validation, and Sim-to-Real Challenge Architecture

The figure illustrates how AI-powered digital twins reduce discrepancies between simulated and physical environments through calibration, fidelity improvement, validation, deployment assessment, and continuous adaptation. Physical systems provide observations that inform digital-twin models, while fidelity-improvement mechanisms address modeling limitations, parameter uncertainty, sensor differences, environmental variability, and operational change. Validation and testing processes establish confidence in simulation-generated insights before deployment, and continuous feedback supports ongoing model refinement as physical systems evolve. The resulting architecture enables simulation environments to remain relevant, reliable, and aligned with real-world operating conditions.

Legend

Figure Element	***Description***
Physical Industrial System	*Real-world industrial environment represented by the digital twin.*
Machines	*Industrial equipment and production assets generating operational behavior and measurements.*
Sensors	*Instrumentation systems collecting observations from the physical environment.*

Robots	*Autonomous and semi-autonomous robotic systems interacting with physical processes.*
Production Line	*Manufacturing operations and material-processing activities.*
Energy Systems	*Power generation, storage, distribution, and consumption resources.*
Automation	*Industrial control, orchestration, and process-management systems.*
Safety Interlocks	*Protective mechanisms that enforce operational safety boundaries.*
Digital Twin Model	*Computational representation of the physical system and its behavior.*
Virtual Model	*Virtualized representation of assets, processes, and operational relationships.*
Process Physics	*Engineering models describing system dynamics and behavior.*
Data Synchronization	*Continuous updating of the twin using operational observations.*
Current State Representation	*Modeled representation of current operating conditions.*
Simulation Environment	*Environment used for experimentation, prediction, and evaluation.*
Sim-to-Real Challenges	*Sources of discrepancy between simulated and actual behavior.*
Unmodeled Dynamics	*Physical behaviors not fully represented in simulation models.*
Sensor Noise	*Measurement uncertainty and observational imperfections.*
Parameter Uncertainty	*Incomplete knowledge regarding model parameters.*

Physical Constraints	*Real-world limitations that may not be fully represented in simulation.*
Variability	*Operational and environmental variation affecting system behavior.*
Wear and Aging	*Equipment degradation that changes performance over time.*
Fidelity Improvement Mechanisms	*Methods used to increase correspondence between simulation and reality.*
Data-Driven Updates	*Model improvements based on operational observations and learning.*
Domain Adaptation	*Techniques for improving transferability from simulation to reality.*
Reinforcement Learning	*Learning-based optimization approaches informed by simulation.*
Parameter Tuning	*Adjustment of model parameters using calibration information.*
High-Fidelity Physics	*Detailed engineering representations used to improve realism.*
System Identification	*Estimation of model characteristics from observed behavior.*
Validation & Testing	*Processes used to evaluate model accuracy and deployment suitability.*
Sim-vs-Real Comparisons	*Measurement of differences between simulated and actual outcomes.*
Model-in-the-Loop	*Testing of models within virtual execution environments.*
Statistical Checks	*Quantitative validation and performance analysis.*
KPI Evaluation	*Assessment using operational performance metrics.*
Test Scenarios	*Controlled experiments used to challenge model behavior.*

Automated Testing	*Systematic execution of validation procedures.*
Deployment Confidence	*Assessment of readiness for operational use.*
Risk Assessment	*Evaluation of potential deployment consequences.*
Certified Safety	*Verification of compliance with safety requirements.*
Operational Readiness	*Determination that deployment conditions are satisfied.*
Robustness	*Ability to maintain performance under varying conditions.*
Reliability	*Consistency of behavior across operating situations.*
Verified Performance	*Demonstrated agreement between expected and observed outcomes.*
Continuous Feedback & Adaptation Loop	*Ongoing process of monitoring, learning, recalibration, and refinement.*
Feedback	*Observations returned from operational environments.*
Adaptation	*Model adjustments responding to changing conditions and observed discrepancies.*

Understanding the Sim-to-Real Problem

Figure 9.2-B19 illustrates one of the most important challenges facing AI-powered digital twins: ensuring that behavior observed in simulation remains sufficiently representative of behavior observed in physical environments. Although simulation enables experimentation, planning, optimization, and policy evaluation, these activities are valuable only to the extent that simulated outcomes remain relevant to real-world operations.

The architecture demonstrates that simulation fidelity is not achieved simply by constructing a digital model. Instead, it emerges through a continuous process of calibration, testing, comparison, and refinement.

Establishing the Physical Reference System

The architecture begins with the **Physical Industrial System**.

Machines, sensors, robots, production systems, energy infrastructures, automation platforms, and safety mechanisms collectively define the operational environment being represented. These components provide the observations and behaviors against which the digital twin must ultimately be evaluated.

Because physical systems evolve over time, they serve as a continuously changing reference rather than a fixed benchmark.

Constructing the Digital Twin Representation

The **Digital Twin Model** provides a virtual representation of the physical environment.

This model incorporates engineering knowledge, process dynamics, data synchronization mechanisms, state representations, and simulation environments. The objective is to reproduce aspects of physical behavior that are relevant to operational analysis and decision support.

Importantly, the figure emphasizes that digital twins are abstractions of reality rather than perfect replications of physical systems.

Understanding Sources of Discrepancy

The **Sim-to-Real Challenges** layer highlights the factors that contribute to differences between simulated and actual behavior.

Unmodeled dynamics, measurement imperfections, uncertainty in parameter values, physical constraints, equipment variability, degradation processes, and other factors may introduce discrepancies between the twin and the corresponding physical system.

These factors collectively define the sim-to-real gap that organizations must manage when deploying simulation-based recommendations.

Improving Fidelity Through Calibration and Learning

The **Fidelity Improvement Mechanisms** layer introduces the methods used to reduce this gap.

Data-driven updates, domain adaptation techniques, reinforcement learning, parameter tuning, system identification, and more detailed physics models help improve alignment between simulated and real-world behavior. These mechanisms continually refine the digital twin using both observational data and analytical methods.

The figure illustrates that fidelity improvement is an active and ongoing process rather than a one-time model-development task.

Establishing Trust Through Validation

The **Validation & Testing** layer provides the mechanisms through which simulation quality is evaluated.

Sim-vs-real comparisons, model-in-the-loop testing, statistical evaluations, key-performance-indicator assessments, scenario-based testing, and automated verification procedures collectively measure the degree to which model behavior corresponds to physical observations.

Validation therefore serves as the primary mechanism for establishing confidence in simulation results.

Supporting Responsible Deployment

The **Deployment Confidence** layer translates validation results into operational readiness assessments.

Performance metrics, risk analyses, safety evaluations, robustness measurements, and reliability assessments help determine whether simulation-informed recommendations are suitable for controlled deployment. This stage emphasizes that simulation outcomes are not automatically assumed to be operationally valid.

Instead, deployment decisions must consider both model performance and operational risk.

Maintaining Alignment Through Continuous Adaptation

The final stage of the architecture is the **Continuous Feedback & Adaptation Loop**.

Operational observations collected after deployment are returned to the modeling and validation environments, enabling recalibration and continuous improvement. Because both physical systems and operating conditions evolve over time, ongoing adaptation is necessary to maintain fidelity.

This feedback process transforms validation from a one-time activity into a continuous lifecycle process.

Fidelity as Fitness for Purpose

A broader lesson illustrated by Figure 9.2-B19 is that fidelity is evaluated relative to the intended purpose of the digital twin.

A model designed for energy forecasting, maintenance planning, logistics analysis, or robotic control may require different levels of detail and different validation criteria. The figure

reinforces the principle that the value of a simulation depends on its suitability for the decisions it is intended to support.

Consequently, simulation fidelity is viewed as context-dependent rather than absolute.

Overall Significance

Overall, Figure 9.2-B19 demonstrates how AI-powered digital twins establish and maintain correspondence between virtual models and physical systems through continuous calibration, fidelity improvement, validation, deployment assessment, and operational feedback. By addressing sources of simulation error, evaluating model behavior under realistic conditions, and incorporating real-world observations into ongoing refinement activities, the architecture helps reduce the sim-to-real gap and improve confidence in simulation-driven decision-making. The resulting framework supports more reliable forecasting, optimization, control-policy evaluation, and operational planning while acknowledging the inherent limitations of simulation-based representations.

The discussion of **Simulation Fidelity, Validation, and the Sim-to-Real Challenge** emphasized that the effectiveness of a digital twin depends upon its ability to represent the aspects of reality that are relevant to the decisions being evaluated. Calibration, validation, uncertainty management, and continuous adaptation help ensure that simulation-derived insights remain applicable to physical operations. However, fidelity considerations become increasingly complex as organizations expand digital-twin deployments beyond individual assets and systems. A digital twin may accurately represent a single machine, production line, robot, energy system, or facility, yet industrial decision-making often requires understanding how these individual representations interact as components of a much larger operational ecosystem.

This requirement leads naturally to **Multi-Scale Digital Twins and Enterprise-Wide Simulation Coordination**. Modern industrial enterprises rarely operate as isolated collections of assets. Instead, they consist of interconnected machines, workcells, production lines, warehouses, logistics networks, energy infrastructures, maintenance organizations, supply chains, and distributed facilities. Decisions made at one level frequently influence outcomes at other levels. Consequently, organizations increasingly require digital-twin architectures capable of representing and coordinating behavior across multiple scales simultaneously, from individual components and equipment assemblies to entire enterprises and regional operational networks.

A key challenge in this context is that different levels of the industrial hierarchy require different representations, resolutions, update rates, and analytical objectives. A robotic manipulator twin may emphasize kinematic precision, motion dynamics, and collision avoidance, whereas a

facility-level twin may focus on throughput, workforce allocation, energy consumption, and production scheduling. Similarly, an enterprise-wide logistics twin may prioritize transportation flows, inventory availability, supplier relationships, and cross-facility coordination rather than the internal behavior of individual machines. Effective simulation therefore requires mechanisms for connecting these heterogeneous models while preserving the fidelity appropriate to each operational scale.

Multi-scale digital-twin architectures address this challenge by enabling information to flow across hierarchical levels of representation. Detailed observations from equipment-level twins can influence production-line simulations, production-line conditions can affect facility-level planning models, and facility-level decisions can alter enterprise-wide logistics, energy, and resource-allocation strategies. At the same time, higher-level enterprise forecasts, optimization policies, and operational objectives can provide context and constraints that influence lower-level simulations and decision-making activities.

As digital-twin ecosystems expand in scale and complexity, coordination among simulations becomes increasingly important. Multiple digital twins may need to exchange state information, synchronize assumptions, reconcile temporal differences, and evaluate shared dependencies. This coordination allows organizations to analyze how localized events propagate through broader operational systems and how enterprise-level decisions influence individual assets, facilities, and operational processes.

Consequently, the focus shifts from managing the fidelity of individual digital twins to orchestrating collections of interconnected digital twins operating across multiple organizational and operational scales. The following discussion examines the principles of multi-scale digital-twin architectures, hierarchical simulation coordination, cross-twin information exchange, and enterprise-level orchestration, all of which enable industrial organizations to represent, analyze, and optimize complex systems that extend far beyond the boundaries of individual assets or facilities.

vi. Multi-Scale Digital Twins and Enterprise-Wide Simulation Coordination

As digital-twin deployments expand across industrial environments, organizations increasingly require mechanisms for representing systems that operate at different scales simultaneously. A single industrial enterprise may contain thousands of individual components, hundreds of machines, multiple production lines, energy systems, autonomous fleets, warehouses, and geographically distributed facilities. Each of these entities can be represented by a digital twin, but the value of digital-twin technology increases significantly when these representations are coordinated within a larger hierarchical architecture. Consequently, modern digital-twin

ecosystems increasingly employ **multi-scale digital-twin architectures**, in which digital representations at different levels of abstraction cooperate to support planning, simulation, optimization, and enterprise-wide decision-making.

A multi-scale digital twin is not a single monolithic model. Rather, it is a collection of interconnected digital representations operating at different levels of granularity. Each level focuses on the information, behaviors, and decision requirements most relevant to a particular scope of operation while simultaneously contributing information to broader organizational analyses.

A typical multi-scale architecture includes several interconnected layers.

Component-Level Twins

Component-level twins represent individual physical elements such as motors, bearings, actuators, pumps, gearboxes, batteries, valves, sensors, and electronic subsystems.

These twins focus on highly detailed physical behavior, including:

- Condition monitoring
- Wear and degradation analysis
- Thermal dynamics
- Energy consumption
- Mechanical performance
- Remaining useful life estimation

Because component failures frequently propagate into higher-level operational problems, component twins provide the foundational information required for predictive maintenance and reliability analysis.

Asset-Level Twins

Asset-level twins integrate the information generated by multiple component-level twins into a representation of a complete machine or operational asset.

Examples include:

- Industrial robots
- CNC machines

- Autonomous vehicles
- Drones
- Turbines
- Compressors
- Production equipment

These twins evaluate how component conditions influence overall asset behavior, performance, availability, reliability, and operational effectiveness.

For example, a deteriorating bearing identified by a component-level twin may reduce the efficiency, safety margin, or operational availability represented by an asset-level twin.

Process-Level Twins

Process-level twins represent coordinated operational workflows involving multiple assets.

Examples include:

- Production lines
- Assembly systems
- Robotic workcells
- Material-handling systems
- Packaging operations
- Inspection workflows

Rather than focusing on individual assets, process-level twins examine:

- Throughput
- Scheduling
- Resource utilization
- Queue formation
- Bottleneck development
- Workflow efficiency

These twins provide insight into how interactions among multiple machines influence overall process performance.

Facility-Level Twins

Facility-level twins aggregate information from process-level, asset-level, and infrastructure-level systems within a single industrial site.

Examples include:

- Manufacturing facilities
- Distribution centers
- Warehouses
- Industrial campuses
- Power-generation facilities

Facility-level twins evaluate:

- Production capacity
- Workforce utilization
- Energy consumption
- Building operations
- Resource availability
- Maintenance requirements
- Operational resilience

At this level, simulation focuses on optimizing entire sites rather than individual processes.

Enterprise-Level Twins

Enterprise-level twins represent collections of interconnected facilities and operational networks.

These twins integrate:

- Multiple facility-level twins
- Supply-chain networks

- Autonomous vehicle fleets
- Transportation systems
- Inventory systems
- Energy infrastructures
- Enterprise resource-planning environments

Enterprise-level twins support:

- Network-wide optimization
- Cross-facility resource allocation
- Strategic planning
- Supply-chain analysis
- Enterprise risk management
- Scenario evaluation

The objective shifts from maximizing local performance to optimizing organizational outcomes across distributed industrial ecosystems.

The preceding discussion demonstrated that digital twins can represent industrial systems at multiple levels of abstraction, ranging from individual components and assets to production processes, facilities, and entire enterprises. Although each level serves a distinct analytical purpose, the full value of digital-twin technology emerges when these representations operate as a coordinated ecosystem rather than as isolated models. Information generated at one level can influence simulations and decisions at higher levels, while enterprise objectives, resource constraints, and operational priorities can propagate downward to affect local analyses and operational planning. As industrial systems become increasingly interconnected, organizations require mechanisms for coordinating simulation and decision-support activities across multiple scales simultaneously. Table 9.2-B20 summarizes the principal functions that support multi-scale digital-twin architectures and enterprise-wide simulation coordination.

Table 9.2-B20 presents the major functions associated with multi-scale digital twins and enterprise-wide simulation coordination. The table identifies the primary scope represented at each level of the digital-twin hierarchy, the types of industrial entities modeled, the major analytical functions performed, and the corresponding decision-support contributions. Collectively, these functions form a hierarchical architecture capable of representing detailed

equipment behavior while simultaneously supporting facility-level optimization, enterprise planning, resource coordination, and strategic decision-making. The table also illustrates how cloud-based orchestration and edge-based execution enable digital-twin ecosystems to scale across complex industrial environments.

Table 9.2-B20 – Multi-Scale Digital Twins and Enterprise-Wide Simulation Coordination Functions

Digital Twin Scale	Primary Scope	Representative Entities	Major Functions	Decision-Support Contribution
Component-Level Twin	Individual components	Bearings, motors, valves, batteries, sensors, actuators	Condition monitoring, degradation analysis, fault prediction	Supports predictive maintenance
Asset-Level Twin	Complete equipment assets	Robots, vehicles, turbines, machines, drones	Asset performance, reliability, availability analysis	Supports equipment management
Process-Level Twin	Operational workflows	Production lines, robotic cells, handling systems	Process optimization, scheduling, bottleneck identification	Improves process efficiency
Facility-Level Twin	Individual industrial sites	Factories, warehouses, campuses, energy systems	Capacity planning, resource management, energy optimization	Supports site-wide operations
Enterprise-Level Twin	Multi-facility networks	Supply chains, logistics systems, distributed enterprises	Strategic planning, resource allocation, network optimization	Supports enterprise coordination

Cross-Twin Synchronization	Inter-scale connectivity	Connected twin ecosystems	State sharing, dependency management	Maintains consistency across levels
Hierarchical Simulation Coordination	Multi-scale decision analysis	Interconnected simulations	Coordinated scenario evaluation	Supports complex planning activities
Cloud-Orchestrated Twin Mana	Enterprise computing infrastructure	Distributed cloud resources	Large-scale simulation coordination	Enables scalability
Edge Twin Execution	Local operational environments	Machines, robots, controllers	Low-latency analysis and synchronization	Supports real-time responsiveness
Enterprise Knowledge Integration	Organization-wide information flows	Operational, maintenance, logistics, and energy data	Cross-domain intelligence generation	Improves situational awareness

Source: *Adapted from industrial digital-twin architectures, model-based systems engineering frameworks, hierarchical simulation systems, distributed cyber-physical systems, and enterprise digital-engineering methodologies.*

Understanding Multi-Scale Digital-Twin Architectures

Table 9.2-B20 illustrates how digital-twin systems evolve from representations of individual physical entities into coordinated simulation environments capable of supporting enterprise-wide analysis and decision-making. Rather than relying on a single monolithic model, modern industrial organizations often employ multiple digital twins operating at different levels of abstraction. Each level focuses on a particular operational scope while contributing information to the broader digital-twin ecosystem.

A central concept reflected throughout the table is that different decisions require different levels of representation. Detailed component analysis, equipment management, process optimization, facility planning, and enterprise coordination all involve distinct objectives and therefore benefit from different simulation scales.

Representing Individual Components

At the foundation of the hierarchy are **Component-Level Twins**.

These twins represent individual equipment elements such as motors, bearings, sensors, actuators, valves, and batteries. Because component-level twins operate at the highest level of physical detail, they focus primarily on condition monitoring, degradation analysis, fault detection, and remaining useful life estimation.

The information generated at this level provides an essential foundation for reliability analysis and predictive maintenance activities. Component twins answer questions concerning how specific parts behave and how component health influences overall system performance.

Modeling Complete Industrial Assets

The next layer consists of **Asset-Level Twins**.

Asset-level twins aggregate information from multiple components into a representation of a complete machine, robot, drone, vehicle, turbine, or other industrial asset. At this level, the focus shifts from individual component behavior toward overall equipment performance, reliability, availability, and utilization.

By integrating multiple component-level observations, asset-level twins help organizations understand how local component conditions influence the behavior of larger physical systems.

Coordinating Operational Workflows

The **Process-Level Twin** extends modeling beyond individual assets.

Production lines, robotic workcells, material-handling systems, manufacturing workflows, and coordinated industrial processes involve complex interactions among multiple assets. Process-level twins examine these interactions and evaluate issues such as resource utilization, scheduling performance, throughput, queue formation, and bottleneck development.

Consequently, analysis at this level supports process improvement and operational efficiency rather than the management of individual equipment items.

Integrating Facility Operations

The table identifies **Facility-Level Twins** as the mechanisms through which industrial sites are represented as integrated operational systems.

Facility-level twins incorporate production assets, workforce resources, maintenance activities, building infrastructure, utility systems, and energy-management operations. Their scope encompasses the broader environment in which industrial processes occur.

This level supports facility-wide planning activities such as production scheduling, resource allocation, energy optimization, maintenance coordination, and operational resilience analysis.

Enabling Enterprise-Wide Coordination

At the highest level of abstraction are **Enterprise-Level Twins**.

Enterprise-level twins connect multiple facilities, logistics networks, supply chains, inventory systems, autonomous fleets, and distributed operational resources. These twins focus on organizational objectives that extend beyond the boundaries of individual sites.

The purpose of enterprise-level simulation is not merely to optimize local operations but to evaluate organizational performance across interconnected locations, functions, and operational domains.

Maintaining Consistency Across Scales

A digital-twin ecosystem depends upon more than the existence of multiple models.

The **Cross-Twin Synchronization** function ensures that state information, dependencies, and operational conditions remain consistent across different levels of the hierarchy. Without effective synchronization, decisions made at one level may rely on outdated or inconsistent information.

This capability allows information generated by detailed models to influence broader analyses and enables enterprise-level decisions to remain informed by current operational realities.

Coordinating Simulations Across Multiple Levels

The table highlights **Hierarchical Simulation Coordination** as another critical capability.

Industrial decisions often affect multiple operational scales simultaneously. For example, an equipment failure identified at the component level may influence machine availability, production throughput, facility operations, logistics planning, and enterprise resource allocation.

Hierarchical coordination enables simulations operating at different levels to exchange information and evaluate these interdependencies in a structured manner.

Supporting Scalability Through Cloud Coordination

As digital-twin ecosystems expand, computational demands increase significantly.

The **Cloud-Orchestrated Twin Management** function provides centralized coordination of synchronization activities, simulation workloads, analytical services, and enterprise-scale decision support. Cloud infrastructure supplies the computational resources necessary to manage large collections of interconnected twins while maintaining visibility across distributed operations.

This capability is particularly important for organizations operating multiple facilities and geographically distributed assets.

Preserving Responsiveness Through Edge Execution

The table also emphasizes the role of **Edge Twin Execution**.

Certain decisions require low-latency analysis that cannot depend exclusively on cloud-based processing. Local equipment monitoring, robotic coordination, safety-related responses, and other time-sensitive activities frequently rely on edge-based digital twins operating close to physical assets.

The combination of cloud orchestration and edge execution allows organizations to balance scalability and responsiveness within the same architecture.

Integrating Knowledge Across the Enterprise

The final function identified in the table is **Enterprise Knowledge Integration**.

Operational data, maintenance records, logistics information, energy-system observations, and business processes all contribute valuable information that may span multiple organizational domains. Enterprise knowledge integration enables these diverse information sources to be combined into a broader understanding of operational behavior.

This integration supports more comprehensive situational awareness, improved forecasting, and better-informed decision-making.

Information Flow Across Organizational Scales

A broader theme emerging from Table 9.2-B20 is the concept of bidirectional information flow.

Information does not move solely from lower levels toward higher levels. While component observations can influence enterprise decisions, enterprise objectives and resource constraints can also affect facility operations, process behavior, and asset-level planning.

The resulting architecture supports coordinated decision-making across multiple layers of the organization rather than independent optimization at isolated scales.

From Local Representation to Enterprise Intelligence

Earlier discussions in this chapter focused on synchronization, simulation, optimization, scenario exploration, and validation within individual digital-twin environments. Table 9.2-B20 expands that perspective by demonstrating how these capabilities can be coordinated across entire industrial ecosystems.

The progression is significant. Digital twins evolve from representations of individual assets into interconnected organizational intelligence systems capable of supporting decision-making across multiple operational levels simultaneously.

Overall Significance

Overall, Table 9.2-B20 demonstrates that multi-scale digital-twin architectures provide a structured framework for coordinating simulation, analysis, and decision support across components, assets, processes, facilities, and enterprise networks. Through hierarchical representation, cross-twin synchronization, cloud orchestration, edge execution, and enterprise knowledge integration, organizations can connect detailed operational behavior with broader strategic objectives. This capability supports scalable simulation, coordinated planning, resource optimization, and enterprise-wide situational awareness across complex industrial environments.

A key characteristic of multi-scale architectures is that the various levels operate as complementary representations rather than independent simulations. Information can propagate upward and downward throughout the hierarchy.

For example:

- A component-level twin may detect accelerated bearing degradation.
- The asset-level twin can determine how the degradation affects machine reliability.
- The process-level twin can evaluate whether reduced machine availability creates production bottlenecks.
- The facility-level twin can assess alternative scheduling and maintenance strategies.
- The enterprise-level twin can determine whether production is redistributed across multiple sites.

Thus, an observation originating within a single component may eventually influence enterprise-wide decision-making.

The inverse relationship is equally important. Enterprise-level forecasts, optimization policies, production targets, logistics decisions, and resource-allocation strategies provide constraints and objectives that influence facility-level, process-level, and asset-level analyses. Multi-scale architectures therefore support bidirectional information flow and coordinated decision-

making.

Another important advantage of multi-scale simulation is **selective simulation scope**.

Not every decision requires enterprise-wide analysis. For example:

- Robotic path planning may require only an asset-level twin.
- Maintenance scheduling may involve asset- and process-level twins.
- Facility-energy optimization may require facility-level simulation.
- Supply-chain disruptions may demand enterprise-level coordination.

By selecting the simulation scale appropriate to the decision being evaluated, organizations reduce computational requirements while maintaining analytical effectiveness.

Cloud infrastructure plays a critical role in coordinating these distributed simulation environments. Enterprise and facility-level twins often execute within cloud environments where extensive computational resources are available. In contrast, component-level and asset-level twins frequently operate at the edge, where low-latency access to operational data is essential. This distribution enables organizations to balance responsiveness, computational efficiency, and scalability across large industrial ecosystems.

While Table 9.2-B20 summarizes the principal functions associated with multi-scale digital twins and enterprise-wide simulation coordination, these functions are most effectively understood as components of an integrated hierarchical architecture. In practice, component-, asset-, process-, facility-, and enterprise-level twins do not operate in isolation. Instead, they exchange information, coordinate simulations, share operational context, and support decision-making across multiple organizational scales. Local observations can influence enterprise planning activities, while enterprise objectives and policies can affect facility operations, production processes, and individual assets. Figure 9.2-B20 illustrates this hierarchical coordination architecture and demonstrates how cloud orchestration, edge execution, and cross-scale information flows allow digital-twin ecosystems to support both detailed operational analysis and enterprise-wide decision-making.

Figure 9.2-B20 presents a multi-scale digital-twin architecture that coordinates simulation, planning, and decision-support activities across multiple organizational and operational levels. The figure illustrates how interconnected digital twins representing components, assets, processes, facilities, and enterprise systems cooperate within a unified simulation ecosystem. Through hierarchical coordination, cloud-based orchestration, and edge-level execution, the architecture enables organizations to maintain consistency among digital representations operating at different levels of detail while supporting scalable analytics, optimization, forecasting, and operational planning. The resulting framework allows industrial enterprises to connect local physical behavior with broader operational objectives and strategic organizational goals.

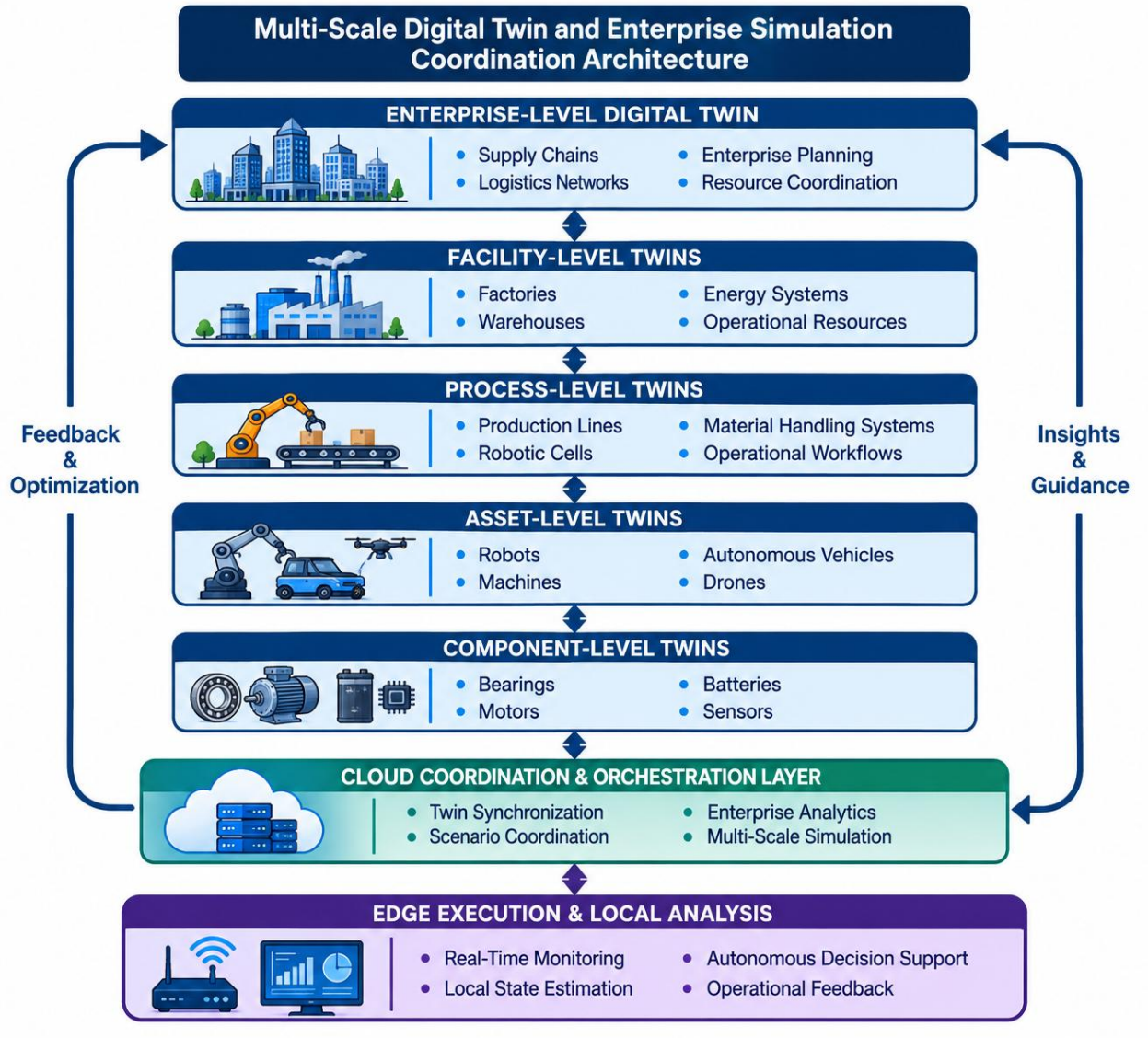

Figure 9.2-B20 – Multi-Scale Digital Twin and Enterprise Simulation Coordination Architecture
The figure illustrates a hierarchical digital-twin ecosystem in which component-, asset-, process-, facility-, and enterprise-level twins cooperate to support simulation, optimization, forecasting, and operational decision-making across multiple scales. Information flows upward from detailed equipment observations toward enterprise-wide planning functions, while strategic objectives, resource-allocation policies, and optimization recommendations flow downward toward operational environments. Cloud orchestration services coordinate synchronization, analytics, simulation activities, and knowledge sharing across the hierarchy, while edge systems support real-time monitoring, local state estimation, and operational decision support. Together, these mechanisms enable coordinated simulation and analysis across complex industrial ecosystems.

Legend

Figure Element	***Description***
Enterprise-Level Digital Twin	*Highest-level representation of distributed enterprise operations and organizational objectives.*
Supply Chains	*Representation of sourcing, procurement, inventory flows, and supplier relationships.*
Logistics Networks	*Transportation systems, warehousing operations, and distribution infrastructures.*
Enterprise Planning	*Organization-wide planning, forecasting, optimization, and strategic decision-making.*
Resource Coordination	*Allocation of resources across facilities, operations, and business units.*
Facility-Level Twins	*Digital representations of individual industrial sites and operational environments.*
Factories	*Manufacturing facilities and production environments.*
Warehouses	*Storage, distribution, and inventory-management facilities.*
Energy Systems	*Facility-level generation, storage, and energy-management infrastructures.*

Operational Resources	*Workforce, materials, equipment, and supporting operational assets.*
Process-Level Twins	*Representations of coordinated operational workflows and production activities.*
Production Lines	*Manufacturing and assembly processes.*
Robotic Cells	*Groups of robots and supporting equipment performing coordinated tasks.*
Material Handling Systems	*Systems responsible for movement of materials and products.*
Operational Workflows	*Structured sequences of industrial activities and processes.*
Asset-Level Twins	*Representations of complete industrial assets and equipment systems.*
Robots	*Industrial and autonomous robotic platforms.*
Machines	*Manufacturing equipment and production assets.*
Autonomous Vehicles	*Mobile platforms supporting industrial operations and logistics.*
Drones	*Autonomous aerial systems supporting inspection and monitoring activities.*
Component-Level Twins	*Detailed models of individual subsystems and equipment components.*
Bearings	*Rotating mechanical components subject to condition monitoring and degradation analysis.*
Motors	*Electrical and mechanical drive systems.*
Batteries	*Energy-storage components used in mobile and stationary systems.*
Sensors	*Devices collecting measurements from physical environments.*

Cloud Coordination & Orchestration Layer	*Enterprise-level computational environment coordinating interactions among twins.*
Twin Synchronization	*Maintenance of consistency among digital representations.*
Scenario Coordination	*Management of multi-scale simulation activities.*
Enterprise Analytics	*Large-scale analysis of operational and business information.*
Multi-Scale Simulation	*Simulation spanning multiple digital-twin levels simultaneously.*
Edge Execution & Local Analysis	*Localized operational intelligence operating near physical assets.*
Real-Time Monitoring	*Continuous observation of operational conditions.*
Local State Estimation	*Reconstruction of current operating conditions using local data sources.*
Autonomous Decision Support	*AI-assisted operational decision-making at the edge.*
Operational Feedback	*Information returned from operational environments to higher levels of the architecture.*
Feedback & Optimization	*Continuous transfer of observations and performance data upward through the hierarchy.*
Insights & Guidance	*Enterprise-generated recommendations, objectives, and operational guidance flowing downward.*

Understanding Multi-Scale Digital-Twin Coordination

Figure 9.2-B20 illustrates how digital-twin ecosystems support analysis and decision-making across multiple levels of industrial operations simultaneously. Rather than relying on a single digital representation, the architecture employs interconnected twins operating at different scales, each responsible for representing a specific level of operational detail.

A key concept represented by the figure is that industrial systems are inherently hierarchical. Effective simulation and decision support therefore require digital representations that reflect this hierarchy while maintaining coordination among its various levels.

Building the Hierarchy from Components to Enterprises

The architecture begins with **Component-Level Twins**, which represent individual physical elements such as bearings, motors, batteries, and sensors.

These component models provide detailed information regarding equipment condition, degradation, performance characteristics, and operational status. Their outputs are incorporated into **Asset-Level Twins**, which represent complete machines, robots, autonomous vehicles, and drones.

Asset-level information is subsequently incorporated into **Process-Level Twins**, which represent coordinated operational workflows such as production lines, robotic cells, and material-handling systems. Process-level behavior contributes to **Facility-Level Twins**, while facility-level information ultimately supports **Enterprise-Level Twins** responsible for organization-wide planning and coordination.

This hierarchical progression enables local observations to influence broader operational analyses.

Supporting Upward Information Flow

The upward flow of information is represented through the vertical interconnections among the digital-twin layers.

Detailed observations generated at lower levels can influence higher-level planning activities. For example, component degradation may affect machine availability; reduced machine availability may affect production throughput; changes in throughput may influence facility performance; and facility performance may affect enterprise-level logistics or supply-chain decisions.

The architecture therefore supports the propagation of operational knowledge from detailed physical systems to broader organizational contexts.

Supporting Downward Guidance and Constraints

The figure also illustrates downward information flow through the hierarchy.

Enterprise-level planning activities generate production objectives, resource-allocation decisions, operational priorities, and strategic guidance that influence lower-level operations.

These objectives propagate downward through facility-level, process-level, and asset-level twins, creating a structured mechanism for aligning local operations with broader organizational goals.

Consequently, decision-making becomes coordinated across multiple levels of the enterprise rather than occurring independently within isolated systems.

Coordinating Simulations Through Cloud Infrastructure

A central feature of the architecture is the **Cloud Coordination & Orchestration Layer**.

This layer manages synchronization, simulation coordination, analytics, and communication among digital twins distributed throughout the hierarchy. Because enterprise-scale simulation may involve large volumes of data and computationally intensive analyses, cloud platforms provide the resources necessary to coordinate these activities efficiently.

The cloud layer therefore acts as a unifying environment that connects individual twins into a cohesive digital ecosystem.

Preserving Real-Time Responsiveness at the Edge

While cloud environments provide coordination and computational scale, local responsiveness remains essential.

The **Edge Execution & Local Analysis** layer supports real-time monitoring, localized state estimation, autonomous decision support, and operational feedback generation. By operating close to physical assets, edge systems can respond rapidly to changing conditions without relying exclusively on centralized infrastructure.

This capability helps balance enterprise coordination with operational responsiveness.

Enabling Continuous Feedback and Optimization

The figure's side pathways labeled **Feedback & Optimization** and **Insights & Guidance** emphasize that information exchange is continuous rather than episodic.

Operational information travels upward through the architecture, where it contributes to analytics, simulation, forecasting, and optimization activities. In turn, recommendations, objectives, and guidance generated at higher levels flow downward to influence operations.

These bidirectional flows create a continuously evolving decision-support ecosystem.

Simulation Scope and Analytical Efficiency

Another important lesson illustrated by the figure is that different decisions require different simulation scopes.

Component-level issues can often be analyzed locally, while broader operational questions may require coordinated simulations involving assets, processes, facilities, and enterprise systems simultaneously. The hierarchical architecture allows organizations to perform analysis at the most appropriate scale while retaining the ability to expand simulations when system-wide effects must be considered.

This selective scaling improves both computational efficiency and analytical relevance.

From Isolated Twins to Enterprise Digital Ecosystems

A broader theme emerging from Figure 9.2-B20 is the transition from isolated digital-twin deployments toward integrated digital ecosystems.

Earlier discussions focused on individual twins supporting synchronization, simulation, optimization, and validation. This architecture demonstrates how those capabilities can be linked together across organizational boundaries to create a comprehensive representation of enterprise operations.

As a result, digital twins evolve from localized analytical tools into enterprise-wide intelligence platforms.

Overall Significance

Overall, Figure 9.2-B20 demonstrates how multi-scale digital-twin architectures coordinate simulation, analytics, forecasting, optimization, and decision support across components, assets, processes, facilities, and enterprise systems. Through hierarchical information exchange, cloud-based orchestration, and edge-level execution, the architecture connects detailed operational behavior with enterprise-wide objectives and planning activities. The resulting ecosystem enables industrial organizations to analyze interactions across multiple scales simultaneously, support coordinated decision-making, and manage increasingly complex operational environments through integrated digital intelligence.

vii. Why AI-Powered Digital Twins Matter

The preceding discussion demonstrated that AI-powered digital twins extend far beyond traditional engineering simulations. Through real-time state synchronization, semantic mirroring, predictive intelligence integration, simulation-driven planning, scenario exploration, closed-loop learning, validation processes, and multi-scale coordination, digital twins create a

continuously evolving representation of industrial reality that connects physical operations with computational intelligence. Rather than functioning solely as virtual models of equipment or facilities, they become operational environments in which organizations can observe, analyze, predict, evaluate, and refine decisions before those decisions affect physical systems.

The importance of digital twins becomes particularly evident when considering the complexity of modern industrial environments. Manufacturing facilities, logistics networks, autonomous fleets, energy systems, warehouses, supply chains, and enterprise operations are increasingly interconnected. Decisions made in one area can influence performance, resource utilization, safety, reliability, costs, and operational outcomes across many other domains. In such environments, relying exclusively on historical experience, static analytical models, or direct physical experimentation can limit an organization's ability to evaluate emerging opportunities and risks.

Without digital twins, many operational decisions would depend heavily on localized information and after-the-fact observation. Production schedules might be adjusted only after bottlenecks emerge. Maintenance activities might be initiated only after signs of degradation become operationally significant. Resource-allocation decisions could overlook important interdependencies among facilities, logistics networks, and supporting infrastructures. Furthermore, rare events, unusual operating conditions, and complex disruption scenarios would remain difficult to evaluate systematically because they occur infrequently or cannot be safely reproduced within actual operations.

AI-powered digital twins help address these limitations by providing continuously updated virtual environments in which industrial systems can be analyzed, simulated, tested, and optimized before selected changes are introduced into physical environments. By combining engineering models, operational telemetry, machine learning, predictive analytics, simulation capabilities, and enterprise knowledge, digital twins support a more comprehensive approach to planning and decision-making.

Their principal benefits include:

Safer Experimentation

Digital twins provide environments in which alternative operating strategies, equipment configurations, maintenance approaches, and disruption scenarios can be evaluated without exposing physical systems, personnel, or production processes to unnecessary risk.

Organizations can examine hypothetical conditions, test alternative policies, and explore operating limits while preserving operational continuity in the physical environment.

Improved Operational Planning

Production schedules, workforce allocations, maintenance activities, logistics operations, robotic trajectories, energy-management policies, and resource-distribution strategies can be evaluated prior to implementation.

Simulation-based planning enables decision-makers to compare alternatives, identify bottlenecks, assess resource requirements, and anticipate operational consequences before committing resources.

Enhanced Predictive Decision-Making

Digital twins provide a mechanism for incorporating predictive intelligence directly into operational planning activities.

Forecasts describing equipment degradation, demand fluctuations, logistics conditions, energy consumption, and resource availability can be incorporated into simulations to examine how future conditions may influence organizational performance and operational risk.

Better Preparedness for Rare and Extreme Events

Many of the most consequential industrial disruptions occur infrequently and therefore generate limited historical experience.

Digital twins allow organizations to create synthetic scenarios involving equipment failures, supply-chain interruptions, environmental disturbances, cybersecurity incidents, communication failures, and resource shortages. Through simulation and stress testing, organizations can prepare for conditions that may never have been encountered previously.

Cross-Domain and Cross-Facility Coordination

Interconnected digital twins enable organizations to evaluate dependencies among equipment, production systems, autonomous fleets, facilities, logistics networks, energy infrastructures, and enterprise resources.

This capability supports coordinated decision-making across functional and organizational boundaries, helping enterprises understand how local actions may influence broader operational outcomes.

Reduced Dependence on Physical Trial-and-Error

Simulation-driven evaluation reduces the need for costly, disruptive, or time-consuming experimentation within operational environments.

Although physical testing and validation remain essential, digital twins allow many alternative strategies to be screened, refined, and compared before limited real-world testing is performed.

Continuous Model and Policy Improvement

Digital twins participate in continuous learning cycles that connect operational observations, simulation outcomes, predictive models, and policy evaluation processes.

Feedback from both physical operations and simulated scenarios supports ongoing refinement of model parameters, training datasets, operational procedures, optimization strategies, and predictive capabilities.

Greater Operational Resilience

Scenario exploration, contingency planning, and disruption analysis enable organizations to evaluate alternative responses to equipment failures, network interruptions, workforce shortages, environmental disturbances, transportation constraints, and other sources of uncertainty.

By preparing potential responses in advance, enterprises can adapt more effectively when disruptions occur.

Improved Enterprise Learning

Digital twins transform operational experience into reusable organizational knowledge.

Insights obtained from one facility, asset population, or operational scenario can be incorporated into simulation environments and predictive models that benefit other parts of the enterprise. This capability helps accelerate organizational learning and supports continuous improvement across distributed operations.

Stronger Alignment Between Strategy and Operations

Because digital twins integrate operational detail with enterprise-level objectives, they help connect long-term planning with day-to-day execution.

Strategic initiatives can be evaluated against actual operational constraints, while local operational decisions can be assessed according to broader organizational goals. This alignment improves coordination between enterprise planning and operational execution.

Ultimately, AI-powered digital twins transform industrial simulation from a primarily engineering-oriented activity into an **enterprise-wide cognitive capability for experimentation, planning, prediction, decision validation, learning, and continuous operational improvement**. They provide the virtual environments through which predictive intelligence can be transformed

into testable strategies and through which the consequences of complex decisions can be examined before implementation within physical systems. By integrating operational awareness, forecasting, simulation, optimization, and organizational learning, digital twins become a central component of modern industrial intelligence architectures.

Despite their ability to support simulation-driven planning and decision validation, digital twins do not directly govern how approved strategies are implemented across distributed industrial environments. A maintenance policy, production schedule, routing strategy, autonomous-control policy, or optimization recommendation may perform successfully within a validated simulation environment, yet additional mechanisms are required before those decisions can influence real systems. Simulation-generated insights must be translated into authorized actions, approved AI behaviors, operational policies, and enforceable constraints that remain consistent across facilities, fleets, autonomous agents, and enterprise operations. Furthermore, organizations must ensure that AI-driven decisions remain aligned with safety requirements, cybersecurity policies, regulatory obligations, operational objectives, and organizational accountability standards.

This requirement introduces the next essential layer of the industrial AI architecture: **Centralized AI Policy Management, Governance, and Compliance Enforcement**. While digital twins provide environments for experimentation, evaluation, and learning, governance frameworks determine how the resulting intelligence can be used, who may authorize its deployment, what constraints must be enforced, and how compliance is verified across distributed systems. In large-scale industrial ecosystems, autonomous agents, predictive models, optimization engines, robots, vehicles, and edge-AI platforms must operate within clearly defined decision boundaries while remaining adaptable to changing operational conditions. Consequently, effective industrial AI requires not only intelligent decision-making but also centralized mechanisms for policy definition, governance oversight, compliance verification, risk management, and accountability.

The transition from digital-twin-enabled decision validation to enterprise-wide governance reflects a broader shift from determining **what is done** to establishing **what is permitted, authorized, traceable, and compliant**. The following discussion examines how centralized governance architectures coordinate distributed autonomy, enforce organizational and regulatory requirements, maintain policy consistency across operational environments, and ensure that industrial AI systems operate safely, transparently, and predictably across complex enterprise ecosystems.

d. Centralized AI Policy Management, Governance, and Compliance Enforcement

Centralized AI policy management is the **enterprise-level governance and control layer** that ensures industrial AI systems operate safely, predictably, securely, and in alignment with organizational objectives, regulatory obligations, and established ethical principles. As industrial ecosystems expand across geographically distributed facilities, autonomous fleets, connected infrastructure, and heterogeneous operational domains, governance becomes increasingly difficult to maintain through isolated local configurations or manually administered rules. Enterprise-wide AI governance therefore requires a coordinated cloud-level architecture capable of defining policies, managing their lifecycle, evaluating compliance, controlling deployment, and maintaining consistent oversight across distributed autonomous systems.

Within a hybrid edge–cloud architecture, centralized governance serves as the authoritative coordination mechanism for establishing how AI models may be trained, deployed, accessed, updated, and used to influence industrial operations. It defines the boundaries within which autonomous systems are permitted to make decisions, the conditions under which human authorization is required, and the mechanisms through which policy violations are detected and addressed. However, centralized governance does not imply that every operational decision must be made in the cloud. Rather, the cloud establishes enterprise-wide governance requirements, while edge agents, local policy engines, and deterministic controllers enforce applicable constraints close to the physical processes they protect.

From an explicit AI architectural perspective, centralized governance is a **first-class cognitive function**, rather than an administrative layer added after autonomous systems have been deployed. It integrates policy intelligence, compliance analytics, distributed policy orchestration, and governance-controlled model deployment into a continuous enterprise-wide governance lifecycle.

This architecture consists of four tightly integrated subsystems. The principal governance subsystems, policy-management functions, compliance mechanisms, and autonomy-control processes associated with centralized AI governance are summarized in Table 9.2-B4.

As industrial AI systems evolve from isolated intelligent applications into enterprise-wide autonomous ecosystems, effective governance becomes as important as prediction, optimization, and automation. Advanced AI models may generate valuable recommendations, coordinate distributed operations, and support increasingly autonomous decision-making, but their benefits can only be realized safely when their behavior remains consistent with organizational policies, operational requirements, cybersecurity controls, regulatory obligations, and established safety boundaries. Consequently, governance cannot be treated as a separate

administrative activity performed after deployment. Instead, it must function as an integrated architectural capability that continuously defines, monitors, validates, and enforces the rules governing autonomous behavior throughout the enterprise. Centralized AI governance provides this capability by combining policy management, compliance monitoring, deployment control, auditing, and accountability within a unified governance framework. Table 9.2-B21 summarizes the principal governance subsystems and policy-orchestration mechanisms that enable enterprise-wide oversight of distributed industrial AI environments.

Table 9.2-B21 presents the major governance subsystems that support centralized AI policy management, enterprise compliance enforcement, and controlled autonomy across distributed industrial environments. The table identifies the principal governance functions responsible for defining policies, evaluating compliance, coordinating enforcement, managing model deployment, maintaining traceability, and preserving accountability throughout the AI lifecycle. Collectively, these subsystems establish the organizational and technical foundation required to govern AI behavior consistently across facilities, fleets, infrastructure systems, edge devices, and cloud-based intelligence services.

Unlike traditional industrial governance approaches that often rely on static procedures and periodic reviews, centralized AI governance operates as a continuous and adaptive process. Policies evolve alongside changing operational requirements, compliance is evaluated continuously rather than intermittently, and governance mechanisms actively influence how models are deployed, authorized, monitored, and controlled. Through this integrated approach, governance becomes an operational capability embedded directly within the enterprise intelligence architecture.

Table 9.2-B21 – Centralized AI Governance Subsystems, Policy-Orchestration Functions, and Enterprise Compliance Mechanisms

Governance Subsystem	Primary Purpose	AI Techniques and Technologies	Key Inputs	Principal Outputs	Enterprise Value
1. Global Policy Repositories and Enterprise	Establish enterprise-wide governance requirements and authoritative	NLP-assisted policy interpretation, knowledge graphs, semantic reasoning,	Safety policies, regulatory requirements, operational rules, privacy constraints,	Machine-readable policies, governance rules, policy dependencies,	Enterprise-wide governance consistency

Rule Management	policy definitions	constraint analysis, policy versioning	cybersecurity directives	validated policy versions	
2. AI-Driven Compliance Monitoring and Behavioral Auditing	Continuously evaluate operational behavior against governance requirements	Behavioral analytics, anomaly detection, compliance reasoning engines, predictive risk assessment, audit intelligence	Operational telemetry, decision logs, model outputs, authorization records, incident reports	Compliance assessments, audit evidence, anomaly alerts, governance-risk reports	Continuous compliance visibility
3. Cross-Facility Policy Propagation and Enforcement	Coordinate policy distribution and enforcement across distributed environments	Policy-impact analysis, deployment orchestration, compatibility analysis, conflict detection, rollback management	Enterprise policies, deployment targets, facility constraints, operational context	Policy updates, enforcement instructions, deployment approvals, rollback actions	Consistent but locally adaptable enforcement
4. Governance-Integrated Model Deployment and Autonomy Control	Govern model deployment, authorization, and operational permissions	Policy-aware deployment, risk-based authorization, integrity verification, autonomy gating,	Model artifacts, validation results, policy constraints, security attestations	Approved model deployments, autonomy permissions, deployment records	Controlled and accountable AI operation

		deployment validation			
Policy Intelligence and Risk Assessment Layer	Evaluate governance implications and policy interactions	Knowledge graphs, risk-scoring models, dependency analysis	Policies, system configurations, operational activities	Governance risk assessments, policy-impact evaluations	Improved governance decision quality
Compliance, Audit, and Traceability Layer	Maintain evidence of governance decisions and system behavior	Audit automation, event correlation, lineage tracking, provenance analysis	Logs, policy histories, deployment records, compliance evidence	Audit packages, traceable records, accountability reports	Regulatory readiness and accountability
Security and Integrity Assurance Layer	Protect governance assets, models, policies, and deployment processes	Cryptographic verification, access control, attestation systems, integrity management	Policy packages, models, credentials, deployment artifacts	Verified governance assets and secure deployments	Trusted governance infrastructure
Human Oversight and Authorization Layer	Maintain accountability for high-impact operational decisions	Human-in-the-loop workflows, approval systems, governance review processes	Risk assessments, exception reports, model recommendations	Approved actions, exceptions, governance decisions	Responsible and accountable autonomy

The table summarizes the principal governance subsystems that coordinate policy creation, enforcement, compliance monitoring, model authorization, auditability, and operational accountability across distributed industrial AI ecosystems.

Table 9.2-B21 demonstrates that governance in industrial AI systems extends far beyond policy documentation or administrative oversight. The table reveals governance as a distributed intelligence function that continuously coordinates policy definition, behavioral monitoring, autonomy control, deployment authorization, accountability, and risk management across the enterprise. Together, these mechanisms ensure that increasingly autonomous systems remain aligned with organizational objectives while operating within approved safety, security, and compliance boundaries.

One of the most important observations from Table 9.2-B21 is the foundational role of **global policy repositories and enterprise rule management**. All other governance activities depend upon the existence of a coherent and authoritative source of policy definitions. In large industrial organizations, autonomous systems operate across diverse facilities, equipment platforms, fleets, communication infrastructures, and regulatory environments. Without a centralized policy framework, governance requirements can become fragmented, inconsistent, or difficult to enforce uniformly. The policy repository therefore serves as the enterprise's authoritative governance reference, establishing common safety requirements, autonomy limits, cybersecurity controls, operational boundaries, privacy protections, and compliance obligations.

The table further emphasizes the growing importance of **AI-assisted policy intelligence** within modern governance architectures. Enterprise governance increasingly involves large numbers of interdependent rules that span multiple operational domains. Natural-language processing, knowledge graphs, semantic reasoning, and policy-dependency analysis provide mechanisms for transforming human-authored requirements into machine-interpretable governance artifacts while identifying conflicts, dependencies, and potential risks. As governance frameworks expand in complexity, these capabilities help organizations manage policy evolution more systematically and consistently.

A particularly significant feature of the table is the inclusion of **AI-driven compliance monitoring and behavioral auditing** as a continuous operational activity. Historically, compliance has often been assessed through periodic inspections and retrospective evaluations. In contrast, cloud-scale AI governance continuously evaluates operational evidence generated by autonomous systems, facilities, fleets, and infrastructure assets. This enables organizations to detect emerging compliance issues, identify behavioral deviations, correlate incidents across facilities, and generate audit evidence in near real time. Compliance therefore becomes an

ongoing process of observation, assessment, and improvement rather than an occasional review activity.

The table also highlights the critical function of **cross-facility policy propagation and enforcement**. Enterprise policies only achieve practical value when they can be applied consistently across the environments they are intended to govern. However, industrial facilities frequently differ in equipment configurations, operating conditions, regulatory obligations, and environmental constraints. Consequently, governance requires a balance between centralized consistency and local adaptability. The architecture represented in the table supports this balance by maintaining common governance objectives while allowing policies to be validated and interpreted according to local operational requirements.

Another important insight concerns the role of **governance-integrated model deployment and autonomy control**. The table demonstrates that governance is closely linked to the AI model lifecycle rather than operating as a separate oversight activity. Models entering the deployment pipeline are evaluated according to policy requirements, operational constraints, cybersecurity standards, and safety considerations. Governance mechanisms determine the level of decision authority a model may exercise, define conditions under which human approval is required, and restrict models from operating outside their approved domains. In this way, governance directly influences how AI capabilities are authorized and exercised throughout their operational lifetime.

The inclusion of the **policy intelligence and risk-assessment layer** further illustrates the shift from reactive governance toward predictive governance. Rather than responding only after incidents occur, policy-intelligence systems evaluate interactions among operational constraints, model capabilities, deployment activities, and governance requirements to estimate emerging risks before those risks affect operations. This proactive approach enables organizations to anticipate governance challenges and implement preventive measures earlier in the lifecycle.

Equally important is the **compliance, audit, and traceability layer**, which provides the evidentiary foundation necessary for accountability and verification. Industrial AI systems often influence maintenance planning, resource allocation, production activities, logistics operations, and autonomous control functions. Consequently, organizations must be able to reconstruct how decisions were made, which policies were active at a given time, which models influenced an outcome, and which approvals were granted before an action occurred. Traceability mechanisms support these requirements by maintaining comprehensive records of policies, deployments, decisions, and governance actions.

The table also emphasizes the necessity of the **security and integrity assurance layer**.

Governance assets themselves must remain trustworthy. Policies, models, deployment packages, credentials, and audit records require protection against unauthorized modification, corruption, or misuse. Integrity verification, cryptographic protections, secure storage, access control, and deployment attestation mechanisms ensure that governance controls remain reliable and enforceable throughout their lifecycle.

Another noteworthy aspect of the architecture is the role of **human oversight and authorization**. Despite increasing levels of autonomy, governance does not eliminate human accountability. Instead, governance frameworks establish structured relationships between automated decision-making and human supervision. Higher-risk activities, safety-critical operations, regulatory exceptions, and significant policy changes continue to require appropriate human review and authorization. This arrangement ensures that accountability remains clearly defined even as autonomous systems assume greater operational responsibilities.

From a systems perspective, the table reveals that effective governance emerges from the interaction of multiple complementary mechanisms rather than a single control function. Policy management establishes the rules, compliance monitoring evaluates behavior, propagation mechanisms distribute governance requirements, deployment controls regulate model authority, auditing provides accountability, security preserves trust, and human oversight maintains responsible decision-making. Together, these mechanisms form a comprehensive governance architecture capable of supporting enterprise-scale autonomy.

Ultimately, Table 9.2-B21 demonstrates that centralized AI governance transforms industrial AI from a collection of independently operating intelligent systems into a coordinated, policy-governed enterprise intelligence ecosystem. By integrating policy definition, compliance monitoring, controlled deployment, auditing, security, and accountability into a unified architecture, organizations gain the ability to scale autonomous capabilities while preserving safety, consistency, transparency, and regulatory compliance. The result is a governance framework that enables industrial AI systems to evolve and operate responsibly across increasingly complex and distributed operational environments.

Table 9.2-B4 summarized the principal governance subsystems responsible for coordinating policy management, compliance monitoring, deployment control, autonomy authorization, and enterprise accountability across distributed industrial environments. Although these functions can be examined independently, effective governance emerges through their continuous interaction as part of an integrated enterprise-control architecture. Policies must be formally defined, translated into machine-interpretable representations, distributed to affected operational domains, monitored for compliance, and continuously evaluated against evolving

operational conditions. At the same time, model deployments, autonomous behaviors, and governance decisions must remain traceable, auditable, and accountable throughout their lifecycle. Figure 9.2-B4 illustrates these relationships and demonstrates how centralized governance coordinates policy intelligence, distributed enforcement, compliance oversight, and controlled autonomy across the industrial AI ecosystem.

Figure 9.2-B4 presents a centralized AI governance architecture for policy management, compliance enforcement, and controlled industrial autonomy. The architecture illustrates how enterprise governance authorities establish policy requirements, coordinate governance activities, distribute approved policies across operational environments, and continuously evaluate compliance throughout the AI lifecycle. The figure also demonstrates how governance extends beyond policy definition to encompass model authorization, behavioral auditing, deployment control, accountability, and operational oversight.

The architecture establishes a structured relationship between centralized governance and distributed autonomy. Enterprise-level governance functions define approved operating boundaries, while factories, robots, vehicles, energy systems, and other operational domains enforce applicable constraints through local policy engines and runtime controls. This arrangement enables organizations to maintain governance consistency across geographically distributed environments while preserving local responsiveness and operational continuity.

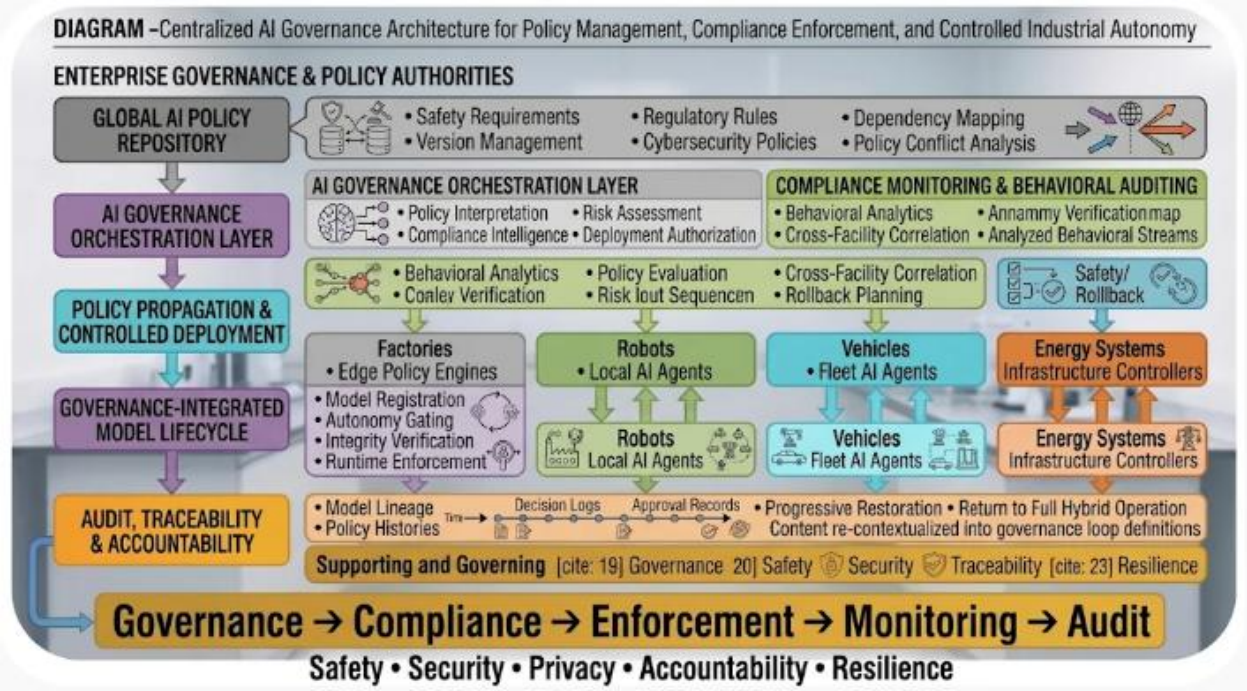

Figure 9.2-B21– Centralized AI Governance Architecture for Policy Management, Compliance Enforcement, and Controlled Industrial Autonomy

The figure illustrates an enterprise-scale governance framework that coordinates policy definition, compliance oversight, deployment authorization, operational enforcement, and accountability across distributed industrial AI systems. Governance authorities establish safety requirements, cybersecurity controls, privacy policies, regulatory obligations, and operational constraints within a global policy repository. The AI governance orchestration layer interprets policies, evaluates risk, manages compliance intelligence, and authorizes deployments. Compliance monitoring and behavioral auditing continuously evaluate operational behavior using behavioral analytics, cross-facility correlation, anomaly analysis, and governance evidence generation. Approved policies are propagated through controlled deployment mechanisms and enforced locally within factories, robots, vehicles, and energy infrastructures. Governance-integrated model-lifecycle controls regulate registration, authorization, autonomy permissions, integrity verification, and runtime enforcement, while audit and traceability mechanisms maintain records of policies, model versions, decisions, approvals, and operational outcomes. Together, these components establish a continuous governance cycle supporting safe, accountable, and policy-compliant industrial autonomy.

Legend

Figure Element	***Function***
Enterprise Governance and Policy Authorities	*Establish organizational governance objectives and regulatory requirements.*
Global AI Policy Repository	*Maintains authoritative governance definitions, policies, rules, permissions, and operational constraints.*
Safety Requirements	*Policies governing hazardous conditions, equipment protection, and operational safety.*
Regulatory Rules	*Legal, contractual, industry-specific, and organizational compliance obligations.*
Cybersecurity Policies	*Requirements governing authentication, access control, communication security, and system integrity.*
Policy Dependency Mapping	*Identifies relationships among interconnected governance requirements.*

Policy Conflict Analysis	*Detects incompatible, contradictory, or potentially unsafe policy combinations.*
AI Governance Orchestration Layer	*Coordinates policy interpretation, risk analysis, compliance intelligence, and deployment authorization.*
Policy Interpretation	*Converts governance requirements into actionable enforcement rules.*
Compliance Intelligence	*Supports governance evaluation and compliance assessment.*
Risk Assessment	*Evaluates governance implications and operational consequences of policies.*
Deployment Authorization	*Controls approval and release of policies, models, and governance updates.*
Compliance Monitoring and Behavioral Auditing	*Continuously evaluates operational behavior against governance requirements.*
Behavioral Analytics	*Analyzes actions, decisions, and operating patterns of AI systems.*
Cross-Facility Correlation	*Identifies governance issues and compliance trends across distributed facilities.*
Anomaly Identification	*Detects potentially noncompliant or abnormal operational behavior.*
Policy Propagation and Controlled Deployment	*Coordinates enterprise-wide distribution and version-controlled rollout of governance updates.*
Compatibility Verification	*Confirms compatibility between policies and local operating environments.*
Rollback Planning	*Supports controlled policy reversal when required.*

Factories, Robots, Vehicles, and Energy Systems	*Operational domains where policies are applied and enforced.*
Edge Policy Engines	*Local governance mechanisms responsible for policy enforcement.*
Local AI Agents	*Autonomous systems operating within approved governance constraints.*
Governance-Integrated Model Lifecycle	*Controls model registration, approval, authorization, deployment, and operational oversight.*
Autonomy Gating	*Defines the degree of autonomous decision-making permitted for specific AI functions.*
Integrity Verification	*Confirms the authenticity of models, policies, and deployment packages.*
Runtime Enforcement	*Evaluates AI decisions against applicable constraints before execution.*
Audit, Traceability, and Accountability	*Maintains governance evidence, deployment records, approval histories, and decision logs.*
Model Lineage	*Tracks model origins, updates, validation history, and deployment status.*
Policy Histories	*Maintains records of governance evolution and policy changes.*
Decision Logs	*Records AI recommendations, actions, approvals, and enforcement outcomes.*
Approval Records	*Documents governance decisions and authorization activities.*
Governance → Compliance → Enforcement → Monitoring → Audit Cycle	*Represents the continuous lifecycle of enterprise governance.*

Safety, Security, Privacy, Accountability, and Resilience	*Cross-cutting governance objectives spanning all components of the architecture.*

Figure 9.2-B21 illustrates how centralized AI governance transforms enterprise policies from administrative documents into continuously enforced operational controls. Rather than treating governance as a static compliance activity, the architecture depicts governance as a dynamic lifecycle that continuously evaluates, coordinates, authorizes, monitors, and audits autonomous behavior across distributed industrial systems. The figure demonstrates how organizations can maintain consistency, accountability, and control while supporting large-scale industrial autonomy.

One of the most important insights conveyed by Figure 9.2-B21 is that **governance functions as an active architectural layer rather than a passive oversight mechanism**. The architecture begins with governance authorities and policy repositories that establish enterprise objectives related to safety, security, privacy, operational control, and regulatory compliance. However, these policies achieve practical value only when they can be interpreted, deployed, enforced, and evaluated throughout the operational environment. The figure therefore portrays governance as a continuous operational process rather than a static collection of rules.

The figure further highlights the central role of the **global AI policy repository** as the authoritative source of governance requirements. In large-scale industrial environments, autonomous systems may operate across multiple facilities, fleets, infrastructures, and operational domains. Without a common policy foundation, AI behaviors could gradually diverge and produce inconsistent operational outcomes. The repository therefore serves as the organizational mechanism for maintaining policy consistency across distributed environments while preserving traceability and accountability for governance decisions.

A particularly important aspect of the architecture is the **AI governance orchestration layer**, which functions as the enterprise coordination mechanism for governance activities. This layer evaluates policy intent, interprets governance requirements, assesses risk, and authorizes deployments. Rather than relying exclusively on manual review processes, governance orchestration combines policy intelligence, compliance analytics, and automated evaluation to support scalable oversight across increasingly complex industrial ecosystems.

Another notable feature is the prominence of **compliance monitoring and behavioral auditing**. The figure recognizes that governance cannot depend solely on policy publication. Autonomous systems operate under changing operational conditions and may encounter unforeseen circumstances. Continuous behavioral analysis allows governance systems to compare observed activities against approved operating boundaries and identify emerging compliance concerns

before they develop into significant operational risks. Cross-facility analysis further enables organizations to identify systemic issues that may remain hidden within isolated operational environments.

The architecture also demonstrates the importance of **policy propagation and controlled deployment**. Enterprise policies must be distributed to heterogeneous environments that often differ in equipment capabilities, operating procedures, and deployment constraints. The figure illustrates how governance coordinates the controlled rollout of policies through compatibility verification, staged deployment, monitoring, and rollback mechanisms. This approach reduces the risk associated with enterprise-wide changes while maintaining governance consistency across distributed operational domains.

An especially significant contribution of Figure 9.2-B21 is its depiction of the relationship between **centralized governance and distributed enforcement**. Governance policies originate within cloud-level governance infrastructure, but actual enforcement occurs through local policy engines, AI agents, infrastructure controllers, and operational systems. This arrangement reflects a fundamental architectural principle: governance is centrally coordinated while operational protection remains locally enforceable. As a result, facilities can continue operating safely even during connectivity disruptions while still adhering to enterprise governance requirements.

The figure further emphasizes that governance extends into the **AI model lifecycle itself**. Models are not treated as independent software artifacts operating outside organizational control. Instead, governance accompanies models from registration through authorization, deployment, runtime operation, and eventual retirement. Mechanisms such as autonomy gating, integrity verification, deployment authorization, and runtime enforcement ensure that AI models operate only within approved capabilities and operational domains.

The inclusion of **audit, traceability, and accountability mechanisms** reinforces the importance of transparency within industrial AI systems. Modern industrial environments often require organizations to reconstruct how decisions were made, which policy versions were active, which models influenced outcomes, and which approvals supported specific actions. The figure illustrates how governance architectures maintain this evidence through model lineage records, policy histories, approval logs, and decision-tracking mechanisms.

Another important insight is the presence of the continuous governance lifecycle represented by the sequence **Governance → Compliance → Enforcement → Monitoring → Audit**. This progression demonstrates that governance is not a linear activity that ends once a policy is deployed. Instead, operational evidence continuously informs future governance decisions,

allowing organizations to refine governance requirements and respond to evolving technological, operational, and regulatory conditions.

The cross-cutting governance objectives shown at the bottom of the figure, including safety, security, privacy, accountability, and resilience, further emphasize that governance serves multiple organizational purposes simultaneously. Effective governance must balance operational performance with risk management, regulatory compliance, cybersecurity protection, and ethical responsibility.

Ultimately, Figure 9.2-B21 demonstrates that centralized AI governance provides the organizational framework required to manage autonomy at enterprise scale. By integrating policy intelligence, compliance monitoring, controlled deployment, local enforcement, accountability mechanisms, and lifecycle oversight into a unified architecture, governance transforms distributed AI systems from independently operating technologies into a coordinated, policy-governed industrial intelligence ecosystem. The result is an environment in which autonomous systems can scale across facilities and operational domains while remaining consistent with enterprise objectives, regulatory obligations, and responsible operational practices.

i. Global Policy Repositories and Enterprise-Wide Rule Management

At the foundation of centralized governance is a cloud-hosted **enterprise AI policy repository** that maintains the authoritative collection of rules, constraints, permissions, and operational requirements governing industrial AI systems. It provides a common reference for coordinating autonomous behavior across factories, robotic fleets, vehicles, drones, energy infrastructure, and connected IoT environments.

The repository may contain several categories of governance policies:

- **Safety constraints:** Requirements governing hazardous operations, collision avoidance, emergency responses, equipment protection, and permissible operating conditions.
- **Autonomy limits:** Boundaries defining which decisions an AI agent may execute independently and which require human approval or supervisory authorization.
- **Data access and privacy rules:** Restrictions governing data collection, processing, retention, sharing, and access across devices, facilities, and enterprise systems.
- **Operational boundaries:** Constraints involving equipment capabilities, production requirements, resource availability, environmental conditions, and permitted operating states.

- **Cybersecurity requirements:** Rules governing identity verification, authentication, authorization, secure communication, model integrity, and access to industrial control resources.
- **Ethical and organizational guidelines:** Requirements addressing accountability, transparency, responsible AI usage, and appropriate human oversight.
- **Regulatory and compliance requirements:** Applicable legal, industry-specific, contractual, and organizational obligations governing industrial operations and AI deployment.

The repository must do more than store policy documents. It must maintain machine-interpretable representations that can be evaluated by distributed AI systems and local enforcement mechanisms. Consequently, AI models and knowledge-based reasoning components can assist in translating human-authored governance requirements into structured policy representations.

Several AI-supported capabilities are particularly important:

- **Policy normalization and semantic interpretation:** Natural language processing and domain-specific language models assist in converting human-authored requirements into structured, machine-readable policy representations. Human and engineering validation remains necessary before these representations become enforceable rules.
- **Policy dependency mapping:** Knowledge graphs and semantic reasoning identify relationships among safety, operational, cybersecurity, privacy, and compliance requirements. This allows governance systems to understand how changing one policy may affect other policies or dependent systems.
- **Policy conflict detection:** Symbolic reasoning, constraint-solving techniques, and neural-assisted analysis identify contradictory requirements, overlapping permissions, incompatible operating conditions, and potentially unsafe combinations of policies.
- **Policy classification and risk assessment:** AI-assisted classification evaluates policy criticality, affected systems, operational consequences, and the level of human authorization required for implementation.
- **Policy versioning and lineage management:** Version-control mechanisms preserve policy histories, approval records, effective dates, dependencies, and deployment status, allowing organizations to trace which rules governed a particular system at a specific point in time.

The preceding discussion established that an enterprise AI policy repository must serve as more than a centralized storage location for governance documentation. To support distributed industrial AI environments, governance policies must be organized, interpreted, analyzed, versioned, and transformed into machine-readable representations that can be consistently enforced across facilities, fleets, autonomous systems, and operational platforms. This requires a combination of governance processes, AI-assisted policy-management capabilities, semantic reasoning mechanisms, and lifecycle-management functions that collectively maintain policy consistency throughout the enterprise. Table 9.2-B22 summarizes the principal functions that enable global policy repositories to serve as authoritative governance foundations for enterprise-wide AI management, compliance oversight, and operational rule enforcement.

Table 9.2-B22 presents the major functions associated with global policy repositories and enterprise-wide rule management within industrial AI governance architectures. The table identifies the primary governance domains addressed by each function, the AI and analytical mechanisms used to support policy management, the outputs generated by these activities, and their contributions to enterprise governance. Collectively, these functions support the creation, maintenance, interpretation, validation, distribution, and traceability of governance policies across complex industrial ecosystems. The table also illustrates how AI techniques can assist governance activities while preserving the need for human review, engineering oversight, and organizational accountability.

Table 9.2-B22 – Global Policy Repository and Enterprise-Wide Rule Management Functions

Governance Function	Primary Policy Scope	AI and Analytical Mechanisms	Outputs	Governance Contribution
Safety Policy Management	Hazard controls, equipment protection, emergency procedures	Rule-based validation, safety reasoning, constraint analysis	Safety policies and operational limits	Supports safe AI operation
Autonomy Boundary Management	Human oversight requirements and AI decision authority	Decision-level classification, authorization analysis	Autonomy permissions and escalation requirements	Controls autonomous behavior

Data Access and Privacy Governance	Data collection, sharing, retention, and use restrictions	Data-governance analytics, policy compliance checking	Data-access policies and privacy controls	Protects information assets
Operational Boundary Management	Equipment capabilities, environmental constraints, resource limits	Constraint modeling, operational policy assessment	Operating envelopes and authorized actions	Maintains operational consistency
Cybersecurity Policy Management	Identity, authentication, access control, model integrity	Threat analysis, access-control evaluation, security-policy validation	Security policies and trust requirements	Protects industrial systems
Ethics and Organizational Governance	Accountability, transparency, responsible AI usage	Policy classification, governance reasoning, oversight assessment	Organizational governance policies	Supports responsible AI adoption
Regulatory and Compliance Managem	Legal, contractual, industry-specific obligations	Compliance mapping, regulatory reasoning, control assessment	Compliance requirements and controls	Ensures regulatory alignment
Policy Normalization and Semantic Interpretation	Human-authored governance requirements	NLP, large language models, semantic modeling	Machine-readable policy representations	Enables automated policy processing

Policy Dependency	Cross-policy relationships	Knowledge graphs, ontology analysis, semantic reasoning	Dependency maps and policy linkages	Improves policy coordination
Policy Conflict	Contradictory requirements and permissions	Constraint solving, symbolic reasoning, AI-assisted analysis	Conflict reports and resolution recommendations	Prevents inconsistent governance
Policy Classification and Risk Assessment	Policy impact and criticality	Risk analytics, policy categorization, impact analysis	Risk ratings and authorization levels	Supports governance prioritization
Policy Versioning and Lineage Management	Policy lifecycle history	Version control, audit management, lineage tracking	Policy histories and traceability records	Supports accountability and auditing

Source: *Adapted from enterprise governance architectures, policy-based management systems, AI governance frameworks, industrial cybersecurity management practices, and regulatory-compliance management methodologies.*

Understanding the Role of Enterprise Policy Repositories

Table 9.2-B22 illustrates how a global policy repository functions as the governance foundation of an enterprise AI ecosystem. As industrial environments become increasingly distributed and autonomous, organizations require a common source of authoritative governance definitions that can be applied consistently across facilities, operational systems, autonomous agents, robots, vehicles, edge platforms, and cloud services.

A central concept reflected throughout the table is that governance requires more than creating policies. Effective governance also requires mechanisms for interpreting policies, managing their relationships, resolving conflicts, assessing risks, tracking changes, and ensuring consistent enforcement across diverse operating environments.

Managing Safety Requirements

One of the most important governance responsibilities represented in the table is **Safety Policy**

Management.

Industrial environments frequently involve hazardous equipment, autonomous systems, high-energy processes, and interactions between people and machines. Safety policies define acceptable operating conditions, emergency procedures, equipment-protection requirements, and operational restrictions designed to reduce risk.

The purpose of safety governance is to establish boundaries within which industrial AI systems may operate while maintaining alignment with established safety objectives.

Defining Autonomy Boundaries

The table identifies **Autonomy Boundary Management** as a separate governance function.

Not every operational decision is made autonomously. Organizations often define limits specifying which actions may be executed automatically and which require supervisory approval, engineering authorization, or human intervention.

By defining these boundaries explicitly, governance systems establish clear expectations regarding the responsibilities of AI agents and human operators within industrial environments.

Governing Data Access and Privacy

Industrial AI systems depend heavily on access to operational and enterprise data.

The **Data Access and Privacy Governance** function establishes rules governing data collection, processing, storage, sharing, retention, and access. These policies help ensure that information is used consistently with organizational objectives, privacy requirements, contractual obligations, and applicable regulations.

As industrial systems become increasingly connected, data governance becomes an essential component of enterprise policy management.

Maintaining Operational Boundaries

Industrial operations are constrained by equipment capabilities, environmental conditions, resource limitations, and process requirements.

The **Operational Boundary Management** function defines these constraints and translates them into governance policies that limit how autonomous systems and AI applications may behave.

These boundaries help ensure that operational decisions remain compatible with the physical realities of the systems being managed.

Supporting Cybersecurity Governance

The table also highlights **Cybersecurity Policy Management** as a core repository function.

Cybersecurity policies define how identities are verified, how access is controlled, how systems communicate securely, and how critical industrial resources are protected. Within AI-enabled environments, these policies may also address issues such as model integrity, secure deployment, authentication requirements, and trusted execution environments.

This function helps establish the security foundation upon which other governance activities depend.

Supporting Responsible AI and Organizational Oversight

Governance extends beyond operational and technical requirements.

The **Ethics and Organizational Governance** function addresses issues involving accountability, transparency, auditability, responsible AI use, and appropriate human oversight. Such policies help organizations define expectations regarding how AI systems are developed, deployed, monitored, and managed.

This governance domain provides a bridge between technical implementation and organizational responsibility.

Managing Regulatory and Compliance Obligations

Industrial enterprises frequently operate within environments subject to regulatory requirements, industry standards, contractual obligations, and internal governance frameworks.

The **Regulatory and Compliance Management** function ensures that these requirements are represented within the policy repository and incorporated into governance decisions.

This capability helps organizations maintain alignment between operational practices and external obligations.

Transforming Human Policies into Machine-Readable Rules

A particularly important capability reflected in the table is **Policy Normalization and Semantic Interpretation**.

Most governance requirements originate as human-authored policies expressed in natural language. Before these requirements can be enforced by distributed systems, they must be translated into structured representations that software systems can interpret.

Natural language processing, semantic modeling, and domain-specific AI techniques assist this transformation process while preserving the need for human validation and approval.

Identifying Relationships Among Policies

Governance policies rarely exist in isolation.

The **Policy Dependency Mapping** function uses semantic reasoning and knowledge-graph techniques to identify relationships among safety requirements, operational policies, cybersecurity controls, privacy obligations, and compliance constraints.

Understanding these relationships enables organizations to evaluate how changes to one policy may affect others within the governance ecosystem.

Detecting Policy Conflicts

Large enterprises frequently maintain extensive collections of policies that may originate from different business units, regulatory environments, or operational domains.

The **Policy Conflict Detection** function identifies contradictory requirements, overlapping permissions, incompatible constraints, and potentially unsafe combinations of rules. AI-assisted analysis and constraint-solving methods help governance teams discover these issues before policies are deployed.

This capability improves consistency across the governance architecture.

Assessing Governance Risk and Criticality

Not all policies carry the same consequences.

The **Policy Classification and Risk Assessment** function evaluates policy criticality, operational impact, affected assets, and associated risks. Policies governing safety-critical operations, cybersecurity controls, or regulatory obligations may require additional oversight and stricter approval processes than less critical governance requirements.

This classification helps organizations prioritize governance activities according to potential impact.

Maintaining Traceability Through Versioning and Lineage

The final function represented in the table is **Policy Versioning and Lineage Management**.

Governance policies evolve over time as operating conditions, regulatory requirements, technologies, and organizational priorities change. Versioning mechanisms preserve historical

records of policy modifications, approval workflows, effective dates, dependencies, and deployment histories.

This capability enables organizations to reconstruct which policies were active at specific points in time and supports both compliance activities and operational auditing.

Governance as an Enterprise Coordination Mechanism

A broader theme emerging from Table 9.2-B22 is that policy repositories function as enterprise coordination mechanisms rather than merely administrative record systems.

By centralizing governance definitions and supporting machine-readable policy representations, repositories allow distributed industrial systems to operate according to shared organizational objectives while still accommodating local operational requirements.

This balance between central consistency and local adaptability is a defining characteristic of modern AI governance architectures.

From Policy Documents to Executable Governance

Earlier governance approaches often relied primarily on human interpretation of policies and manual compliance processes. Table 9.2-B22 illustrates a different model.

Policies become part of a continuously managed governance infrastructure in which rules can be interpreted, analyzed, validated, versioned, distributed, and enforced using AI-assisted mechanisms. As a result, governance evolves from static documentation into an operational capability that directly influences the behavior of distributed industrial systems.

Overall Significance

Overall, Table 9.2-B22 demonstrates how global policy repositories support enterprise-wide governance through centralized management of safety requirements, autonomy boundaries, data controls, operational constraints, cybersecurity policies, ethical guidelines, and compliance obligations. Through semantic interpretation, dependency mapping, conflict detection, risk assessment, and policy lifecycle management, these repositories provide the authoritative governance foundation upon which distributed industrial AI systems operate. The resulting architecture enables organizations to maintain consistency, accountability, traceability, and compliance across increasingly complex and autonomous industrial environments.

For example, a manufacturing enterprise may establish a global policy restricting autonomous robotic operation near designated human work zones. The cloud governance system maintains the enterprise-wide requirement, while individual facilities incorporate local information such as workspace geometry, equipment configuration, access permissions, and safety-zone

definitions. This creates a common governance objective without requiring every facility to use identical operational parameters.

The policy repository therefore becomes the enterprise's **authoritative source of governance definitions**, while local enforcement systems translate those definitions into executable constraints appropriate to their operating environments.

While Table 9.2-B22 summarizes the principal functions supporting global policy repositories and enterprise-wide rule management, these functions are best understood as components of an integrated governance architecture. In practice, policy creation, semantic interpretation, dependency analysis, conflict detection, risk assessment, distribution, enforcement, and compliance monitoring operate as interconnected processes within a continuous governance lifecycle. Governance requirements originate from organizational, safety, cybersecurity, operational, and regulatory objectives, are transformed into machine-readable representations, and are subsequently distributed to distributed operational environments where they influence AI behavior and decision-making. Figure 9.2-B22 illustrates this architecture and shows how centralized governance repositories coordinate policy management and rule enforcement across complex industrial ecosystems.

Figure 9.2-B22 presents an architecture for global policy repositories and enterprise-wide rule management within industrial AI environments. The figure illustrates how governance requirements originating from enterprise stakeholders are transformed into structured policy representations, analyzed using AI-assisted governance services, distributed across operational environments, and enforced throughout distributed industrial systems. By connecting policy authoring, repository management, semantic processing, policy deployment, local enforcement, and compliance feedback mechanisms, the architecture supports consistent governance across facilities, autonomous systems, edge platforms, and cloud-managed industrial infrastructures.

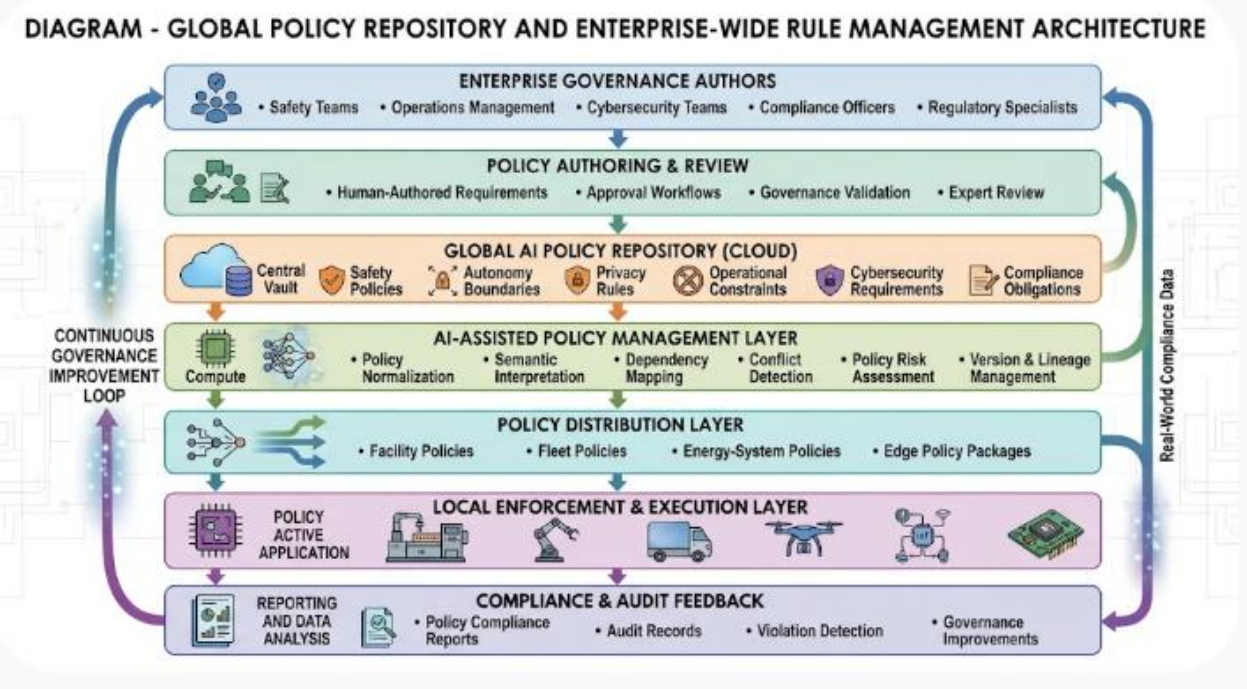

Figure 9.2-B22 – Global Policy Repository and Enterprise-Wide Rule Management Architecture

The figure illustrates how a cloud-hosted policy repository serves as the authoritative governance source for distributed industrial AI systems. Governance requirements originating from safety teams, operational managers, cybersecurity specialists, compliance officers, and regulatory stakeholders are reviewed, transformed into structured policy representations, and maintained within a centralized repository. AI-assisted policy-management services support semantic interpretation, dependency analysis, conflict detection, risk assessment, and lifecycle management. Policies are subsequently distributed to local enforcement environments where they are translated into executable constraints governing factories, robots, autonomous vehicles, drones, IoT systems, and edge-AI platforms. Compliance monitoring and audit feedback then support continuous governance improvement.

Legend

Figure Element	***Description***
Enterprise Governance Authors	*Organizational stakeholders responsible for defining governance requirements and enterprise policies.*
Safety Teams	*Personnel responsible for safety policies, hazard controls, and operational protection requirements.*
Operations Management	*Personnel responsible for operational objectives, resource management, and business processes.*

Cybersecurity Teams	*Specialists responsible for security controls, access-management policies, and system protection.*
Compliance Officers	*Personnel responsible for ensuring adherence to internal and external requirements.*
Regulatory Specialists	*Experts responsible for interpreting and applying regulatory obligations.*
Policy Authoring & Review	*Environment in which governance requirements are created, reviewed, approved, and validated.*
Human-Authored Requirements	*Governance policies originally expressed in natural language.*
Approval Workflows	*Processes governing policy review, authorization, and release.*
Governance Validation	*Evaluation of policy suitability prior to repository integration.*
Expert Review	*Human assessment of governance requirements and policy interpretations.*
Global AI Policy Repository (Cloud)	*Centralized repository serving as the authoritative source of governance policies.*
Safety Policies	*Rules governing hazards, equipment protection, and operational safety.*
Autonomy Boundaries	*Constraints defining the limits of autonomous decision-making authority.*
Privacy Rules	*Policies governing data collection, access, sharing, and retention.*
Operational Constraints	*Restrictions associated with equipment capabilities and operating conditions.*
Cybersecurity Requirements	*Policies governing authentication, authorization, integrity, and secure operation.*

Compliance Obligations	*Legal, contractual, organizational, and industry-specific requirements.*
AI-Assisted Policy Management Layer	*Analytical environment supporting policy interpretation, validation, and lifecycle management.*
Policy Normalization	*Conversion of governance requirements into standardized representations.*
Semantic Interpretation	*Extraction of machine-readable meaning from human-authored policies.*
Dependency Mapping	*Identification of relationships among policies and governed systems.*
Conflict Detection	*Identification of contradictory or incompatible policy requirements.*
Policy Risk Assessment	*Evaluation of policy criticality and potential operational consequences.*
Version & Lineage Management	*Maintenance of policy histories, approvals, and deployment traceability.*
Policy Distribution Layer	*Mechanism for distributing governance policies to operational environments.*
Facility Policies	*Governance packages tailored for individual facilities.*
Fleet Policies	*Policies governing robots, vehicles, drones, and autonomous systems.*
Energy-System Policies	*Governance controls associated with energy infrastructures and utility systems.*
Edge Policy Packages	*Machine-readable policy sets distributed to edge-computing environments.*

Local Enforcement & Execution Layer	*Operational environment where governance policies are enforced.*
Policy Active Application	*Application of approved governance rules to local decision-making processes.*
Factories	*Manufacturing and industrial-production environments.*
Robots	*Industrial robotic systems subject to governance controls.*
Autonomous Vehicles	*Mobile autonomous systems operating under policy constraints.*
Drones	*Autonomous aerial systems governed by operational policies.*
IoT Devices	*Connected sensing and control systems operating within governed environments.*
Edge AI Systems	*Local AI platforms enforcing governance requirements in real time.*
Compliance & Audit Feedback	*Monitoring environment that assesses policy compliance and governance effectiveness.*
Policy Compliance Reports	*Documentation describing compliance status across governed systems.*
Audit Records	*Traceable records of policy usage, enforcement, and decisions.*
Violation Detection	*Identification of governance deviations or unauthorized behavior.*
Governance Improvements	*Enhancements generated from audit findings and operational experience.*
Continuous Governance Improvement Loop	*Feedback mechanism supporting ongoing policy refinement and governance evolution.*
Real-World Compliance Data	*Operational evidence used to assess and improve governance effectiveness.*

Understanding Enterprise AI Governance Architecture

Figure 9.2-B22 illustrates how governance policies move through a structured lifecycle from creation and approval to operational enforcement and compliance assessment. Rather than treating governance as an administrative activity separate from AI operations, the architecture demonstrates how policy management becomes integrated into the operation of distributed industrial systems.

A central concept represented by the figure is that governance must remain both centralized and operational. Policies require a common authoritative source while also being capable of influencing behavior within distributed operational environments.

Establishing Governance Requirements

The governance lifecycle begins with **Enterprise Governance Authors**.

Safety specialists, operational managers, cybersecurity professionals, compliance officers, and regulatory experts contribute governance requirements originating from different organizational perspectives. These requirements define the rules and expectations that govern industrial AI systems.

The architecture emphasizes that governance originates from organizational objectives and stakeholder responsibilities rather than from autonomous systems themselves.

Transforming Requirements into Approved Policies

The **Policy Authoring & Review** layer is responsible for converting governance objectives into formally reviewed and approved policies.

Human-authored requirements undergo review, validation, and approval workflows before becoming official governance artifacts. Expert participation remains important because governance decisions frequently require contextual understanding, legal interpretation, operational judgment, and engineering expertise.

This stage establishes the authoritative basis for policy enforcement.

Maintaining a Central Governance Source

The **Global AI Policy Repository** serves as the enterprise's central governance authority.

Safety policies, autonomy boundaries, privacy requirements, operational constraints, cybersecurity controls, and compliance obligations are maintained within a common repository. This centralized structure ensures that distributed systems reference a consistent set of governance definitions.

The repository therefore functions as the enterprise-wide source of governance truth.

Supporting AI-Assisted Governance Analysis

The **AI-Assisted Policy Management Layer** extends governance beyond simple policy storage.

Through semantic interpretation, dependency mapping, conflict detection, risk assessment, and lineage management, AI systems help organizations understand and manage increasingly complex policy environments. These capabilities assist governance teams in identifying relationships, inconsistencies, and unintended consequences that may otherwise remain difficult to detect.

The figure illustrates how AI can support governance activities while remaining subject to human oversight and validation.

Distributing Governance Across the Enterprise

The **Policy Distribution Layer** provides the mechanism through which governance requirements reach operational environments.

Policies are transformed into forms appropriate for facilities, fleets, energy systems, autonomous platforms, and edge-computing infrastructures. This process preserves enterprise-wide consistency while allowing policies to be applied within diverse operating contexts.

Distribution therefore acts as a bridge between centralized governance and distributed execution.

Enforcing Policies Within Operational Environments

The **Local Enforcement & Execution Layer** represents the operational application of governance requirements.

Factories, robots, vehicles, drones, IoT devices, and edge-AI systems apply governance constraints during decision-making and operational execution. At this level, policies become executable limits that influence how autonomous systems behave in practice.

The architecture demonstrates that governance ultimately affects operational behavior rather than remaining an abstract policy framework.

Monitoring Compliance and Auditability

The **Compliance & Audit Feedback** layer ensures that governance remains measurable and verifiable.

Policy-compliance reports, audit records, violation-detection mechanisms, and governance-improvement processes provide visibility into how policies are being applied throughout the organization. These activities support accountability, traceability, and continuous governance assessment.

Monitoring therefore serves as an essential component of governance effectiveness.

Enabling Continuous Governance Improvement

The side feedback mechanisms depicted within the figure emphasize the concept of continuous governance evolution.

Real-world compliance information and audit findings are returned to governance processes, enabling organizations to revise policies, refine controls, address emerging risks, and respond to changing operational requirements. Governance is therefore presented as an adaptive lifecycle rather than a static collection of rules.

This feedback capability is especially important in environments characterized by evolving technologies and operational conditions.

From Policy Documents to Governance Systems

A broader lesson emerging from Figure 9.2-B22 is the transformation of governance from a document-centric activity into an operational system.

Policies are authored, interpreted, analyzed, distributed, enforced, monitored, and continuously improved through interconnected processes. This transformation allows governance frameworks to scale alongside increasingly autonomous industrial environments.

As a result, governance becomes a dynamic capability that directly influences the behavior of distributed AI systems.

Overall Significance

Overall, Figure 9.2-B22 demonstrates how enterprise-wide AI governance is established through centralized policy repositories, AI-assisted policy-management services, distributed policy deployment, operational enforcement mechanisms, and continuous compliance feedback. By connecting governance definition, policy analysis, enforcement, monitoring, and improvement into a unified architecture, the framework enables organizations to maintain consistency, accountability, traceability, and compliance across complex industrial ecosystems while supporting the safe and controlled operation of distributed autonomous systems.

The discussion of **Global Policy Repositories and Enterprise-Wide Rule Management** established how organizations define, structure, maintain, and distribute governance policies across distributed industrial AI environments. Through centralized policy repositories, semantic policy representations, dependency analysis, conflict detection, risk assessment, and version management, enterprises can create a consistent governance foundation for autonomous systems operating across factories, fleets, energy infrastructures, and edge-computing environments. However, establishing governance policies is only the first step in effective AI oversight. A repository can define what autonomous systems are permitted to do, but it cannot by itself determine whether those systems continue to operate within those approved boundaries after deployment.

As AI systems interact with changing operational conditions, evolving workloads, equipment degradation, network disruptions, environmental variability, and human interventions, actual operational behavior may differ from intended behavior. Policies that appear complete and internally consistent during development may encounter unforeseen circumstances when applied within dynamic industrial environments. Consequently, organizations require mechanisms to continuously observe operational behavior, compare actions against approved governance requirements, identify deviations, assess emerging risks, and maintain traceable evidence regarding how decisions were made.

This requirement leads naturally to **AI-Driven Compliance Monitoring and Behavioral Auditing**. While policy repositories establish the authoritative definitions of governance requirements, compliance-monitoring systems evaluate whether deployed AI systems, autonomous agents, robots, vehicles, edge platforms, and operational processes are actually conforming to those requirements during real-world execution. By collecting operational evidence, analyzing behavioral patterns, correlating events across facilities, generating audit records, and identifying potential deviations, these systems provide the continuous oversight necessary for maintaining trust, accountability, and regulatory alignment.

Importantly, governance and compliance serve complementary functions. Governance defines the rules, permissions, constraints, and responsibilities that guide AI behavior, whereas compliance monitoring evaluates adherence to those rules in practice. Together, they create a closed-loop governance architecture in which policies inform operational behavior and operational evidence informs policy refinement. This feedback relationship enables organizations to move beyond static governance frameworks and toward continuously monitored, evidence-based oversight of industrial AI systems.

The following discussion examines how cloud-scale analytics, behavioral auditing, anomaly detection, compliance evaluation, audit-evidence generation, predictive risk assessment, and

root-cause analysis work together to monitor AI behavior across distributed industrial environments and support continuous governance assurance.

ii. AI-Driven Compliance Monitoring and Behavioral Auditing

Centralized governance must continuously evaluate whether deployed AI systems actually operate within approved policy boundaries. Policy publication alone cannot guarantee compliance because autonomous systems encounter changing workloads, environmental conditions, equipment states, network conditions, and operational circumstances. Consequently, enterprise governance requires a continuous monitoring and auditing subsystem that evaluates observed behavior against established requirements.

Cloud-scale AI analytics aggregate operational evidence from distributed facilities and autonomous systems, including:

- AI-generated decisions and action recommendations.
- Robot, vehicle, drone, and equipment operating states.
- Model predictions, confidence scores, and uncertainty estimates.
- Access requests, authorization outcomes, and policy evaluations.
- Safety events, emergency interventions, and exception reports.
- Model versions, policy versions, and deployment histories.
- Human overrides, supervisory approvals, and corrective actions.
- Communication failures, cybersecurity alerts, and abnormal system behavior.

These data provide the evidence needed to assess whether autonomous systems are functioning within their authorized operating boundaries.

Several AI-driven capabilities support this process:

- **Continuous compliance evaluation:** Rule engines and policy-evaluation models compare observed system behavior with applicable enterprise policies, operational constraints, and approved autonomy permissions.
- **Behavioral anomaly detection:** Unsupervised learning, temporal models, and behavioral profiling identify deviations from established operating patterns, including unexpected actions, unusual access behavior, and potentially unsafe decision sequences.

- **Cross-facility compliance correlation:** Cloud analytics correlate events across facilities and fleets to identify recurring policy violations, systemic weaknesses, and common failure patterns that may not be visible within an individual facility.
- **Predictive compliance risk assessment:** Predictive models analyze historical violations, equipment conditions, operational changes, and behavioral indicators to estimate the likelihood of future compliance failures.
- **Automated audit evidence generation:** Governance systems organize event records, model provenance, policy versions, authorization decisions, and corrective actions into traceable evidence for internal reviews and applicable regulatory assessments.
- **Root-cause and impact analysis:** Knowledge graphs, causal-analysis techniques, and event-correlation models help investigators identify relationships among policy changes, model updates, system behavior, and operational incidents.

The preceding discussion demonstrated that effective governance does not end with the publication and distribution of enterprise policies. Once AI systems, autonomous agents, robots, vehicles, and edge platforms are deployed, organizations must continuously determine whether operational behavior remains consistent with approved governance requirements. This requires the collection of operational evidence, systematic evaluation of observed actions, assessment of policy adherence, and investigation of anomalous behavior across distributed industrial environments. Through cloud-scale analytics, behavioral monitoring, compliance assessment, and audit-generation capabilities, governance evolves from a static policy framework into an active oversight process. Table 9.2-B23 summarizes the principal functions that support AI-driven compliance monitoring and behavioral auditing within enterprise industrial AI ecosystems.

Table 9.2-B23 presents the major functions associated with AI-driven compliance monitoring and behavioral auditing in governed industrial environments. The table identifies the primary sources of evidence used to evaluate compliance, the AI and analytical methods employed to analyze operational behavior, the outputs generated by monitoring and auditing processes, and the resulting contributions to enterprise governance. Collectively, these functions support continuous evaluation of how deployed AI systems behave in practice and provide mechanisms for detecting anomalies, identifying potential compliance risks, generating audit evidence, and improving governance effectiveness over time.

Table 9.2-B23 – AI-Driven Compliance Monitoring and Behavioral Auditing Functions

Compliance and Auditing Function	Primary Evidence Sources	AI and Analytical Methods	Outputs	Governance Contribution
Continuous Compliance Evaluation	Operational logs, policy evaluations, authorization records	Rule engines, policy evaluation models, constraint validation	Compliance status assessments	Verifies adherence to governance requirements
Behavioral Anomaly Detection	AI decisions, operating states, action sequences	Unsupervised learning, temporal analysis, behavior profiling	Behavioral anomaly indicators	Identifies potentially abnormal activity
Cross-Facility Compliance Correlation	Multi-site operational events, fleet records, audit logs	Cloud analytics, event correlation, pattern discovery	Enterprise-wide compliance patterns	Detects systemic governance issues
Predictive Compliance Risk Assessment	Historical violations, operational metrics, behavioral indicators	Predictive analytics, risk modeling, machine learning	Compliance risk forecasts	Supports proactive governance interventions
Automated Audit Evidence Generation	Logs, model histories, policy versions, authorization records	Evidence aggregation, provenance analysis, automated reporting	Audit-ready documentation	Improves traceability and accountability
Root-Cause and	Incident reports, model changes, policy updates	Knowledge graphs, causal analysis, dependency reasoning	Root-cause assessments	Supports investigation and corrective action

Model Behavior	Prediction outputs, confidence scores, uncertainty estimates	Performance analytics, drift detection, behavioral monitoring	Behavioral integrity assessments	Validates AI operational behavior
Human Override Tracking	Supervisory interventions, approval actions, corrective measures	Workflow analytics, intervention analysis	Escalation and oversight reports	Supports accountability and oversight
Policy Violation Analysis	Detected non-compliance events	Rule validation, policy comparison, pattern analysis	Violation assessments	Identifies policy-enforcement weaknesses
Compliance Evidence Preservation	Audit records, event histories, deployment records	Provenance management, lineage tracking	Long-term audit records	Supports regulatory and organizational review
Enterprise Governance	Combined compliance datasets	Cross-domain analytics, governance intelligence models	Governance performance insights	Improves enterprise policy effectiveness

Source: *Adapted from AI-governance frameworks, industrial auditing architectures, continuous-compliance systems, operational-risk-monitoring methodologies, and enterprise governance platforms.*

Understanding Continuous Compliance Monitoring

Table 9.2-B23 illustrates how modern governance architectures extend beyond policy definition and policy distribution into continuous behavioral oversight. Once AI systems begin operating in physical environments, organizations must evaluate whether those systems continue to function within approved operational, safety, cybersecurity, privacy, and regulatory boundaries.

A central concept represented throughout the table is that compliance is not a one-time certification activity. Instead, it is an ongoing observational process that relies upon operational

evidence, monitoring technologies, analytical models, and auditing mechanisms to assess conformance with governance requirements as conditions evolve.

Evaluating Behavior Against Policies

One of the most fundamental functions in the table is **Continuous Compliance Evaluation**.

Operational systems generate large volumes of information regarding actions, decisions, recommendations, authorizations, and operational outcomes. Compliance-evaluation mechanisms compare this observed behavior against approved policies, constraints, and permissions.

The purpose of this process is to determine whether system behavior remains consistent with established governance requirements rather than merely verifying that policies exist.

Detecting Unusual Behavioral Patterns

The table highlights **Behavioral Anomaly Detection** as a complementary governance capability.

Compliance violations are not always apparent through direct rule evaluation. Autonomous systems may exhibit unusual behavior patterns that fall outside established operating norms even when no explicit rule violation is immediately evident. AI-based anomaly-detection methods examine behavioral trends, decision sequences, operating states, and activity patterns to identify potentially significant deviations.

These detections provide indicators for further review and investigation rather than definitive evidence of misconduct or noncompliance.

Identifying Enterprise-Wide Governance Patterns

The **Cross-Facility Compliance Correlation** function extends monitoring beyond individual assets, systems, or facilities.

Large industrial organizations frequently operate multiple sites containing similar equipment, AI models, governance policies, and operational workflows. Events that appear isolated within one facility may actually represent enterprise-wide trends.

By correlating evidence across locations and fleets, cloud-scale analytics can identify recurring violations, common weaknesses, and systemic governance issues that might otherwise remain hidden.

Anticipating Future Compliance Risks

Governance systems increasingly support predictive capabilities as well as observational ones.

The **Predictive Compliance Risk Assessment** function uses historical violations, operational indicators, behavioral observations, equipment conditions, and environmental factors to estimate the likelihood of future compliance-related events. These models can help identify situations in which governance failures may become more likely before actual violations occur.

As a result, organizations can move from reactive compliance management toward proactive risk mitigation.

Creating Audit-Ready Evidence

The table also identifies **Automated Audit Evidence Generation** as an important governance function.

Industrial AI systems generate extensive records describing decisions, actions, policy evaluations, model versions, authorization outcomes, and operational events. Audit-evidence generation organizes these records into traceable documentation that can support internal reviews, independent assessments, compliance audits, and regulatory reporting activities.

This capability improves transparency while reducing the effort associated with manual evidence collection.

Understanding Why Events Occur

Detecting an event is often only the first step in governance analysis.

The **Root-Cause and Impact Analysis** function investigates the relationships among observed behavior, policy configurations, operational conditions, model updates, system interactions, and resulting outcomes. Knowledge graphs, causal-reasoning approaches, and event-correlation techniques help investigators identify contributing factors and evaluate potential consequences.

These analyses support more effective remediation and policy refinement.

Monitoring AI Model Behavior

Governance extends beyond evaluating operational actions alone.

The **Model Behavior Monitoring** function examines prediction outputs, confidence estimates, uncertainty levels, performance indicators, and behavioral patterns generated by AI systems. Monitoring these factors helps governance teams understand whether models continue to behave as expected within operational environments.

This capability is especially important as models encounter changing conditions over time.

Preserving Human Oversight

The table also emphasizes the role of **Human Override Tracking**.

Even highly autonomous environments frequently incorporate mechanisms that allow human operators, supervisors, engineers, or authorized personnel to intervene when necessary. Recording these interventions provides valuable information regarding situations in which automated systems required additional oversight or where operational conditions exceeded expected boundaries.

This information contributes to both accountability and continuous improvement efforts.

Analyzing Policy Violations

The **Policy Violation Analysis** function focuses specifically on identifying and examining situations in which observed behavior diverges from approved governance requirements.

Such analysis helps organizations determine whether violations result from configuration errors, training deficiencies, operational exceptions, policy conflicts, model limitations, or changing operating conditions.

Understanding these contributing factors is essential for effective governance management.

Preserving Compliance History and Traceability

The table highlights **Compliance Evidence Preservation** as an important requirement for accountability.

Compliance determinations often depend on the ability to reconstruct historical events accurately. Preserving operational records, deployment histories, audit evidence, model versions, policy versions, timestamps, authorization decisions, and contextual information enables investigators to examine events long after they occur.

This capability supports transparency, traceability, and regulatory readiness.

Transforming Data Into Governance Intelligence

A broader theme emerging from the table is the concept of **Enterprise Governance Intelligence**.

Rather than treating compliance as a collection of isolated checks, governance systems increasingly integrate data from multiple sources to provide organization-wide insight into policy effectiveness, operational risk, behavioral trends, and governance performance.

This perspective allows governance to function as an intelligence capability rather than simply an administrative control process.

Compliance as a Continuous Feedback Process

Another important lesson conveyed by Table 9.2-B23 is that compliance monitoring operates as a feedback mechanism.

Information collected during operational execution contributes to auditing, policy evaluation, risk analysis, model assessment, and governance refinement. Findings generated through compliance analysis can ultimately influence policy updates, training requirements, deployment procedures, authorization processes, and broader governance strategies.

Thus, compliance monitoring supports the continuous improvement of the overall governance architecture.

From Policy Definition to Behavioral Accountability

The progression from Table 9.2-B22 to Table 9.2-B23 reflects an important shift in governance focus.

The earlier discussion emphasized how policies are created, managed, and distributed. Table 9.2-B23 focuses on what happens after those policies are deployed. Governance now moves from defining rules to evaluating behavior, generating evidence, assessing compliance, and maintaining accountability across complex industrial environments.

This transition transforms governance from a purely policy-management activity into an operational oversight capability.

Overall Significance

Overall, Table 9.2-B23 demonstrates how AI-driven compliance monitoring and behavioral auditing provide continuous oversight of distributed industrial AI systems. Through compliance evaluation, anomaly detection, cross-facility correlation, predictive risk assessment, audit-evidence generation, root-cause analysis, model monitoring, and traceability management, organizations can evaluate whether deployed systems continue to operate within approved governance boundaries. These capabilities enable governance to function as a continuous, evidence-based process that supports accountability, regulatory alignment, operational transparency, and ongoing improvement across enterprise-scale AI ecosystems.

For example, an enterprise operating several autonomous material-handling facilities may observe that robots in different locations increasingly violate designated movement boundaries following a navigation-model update. Individual facilities might interpret these events as isolated anomalies. However, cloud-level behavioral correlation may reveal that the same model version or policy configuration is associated with all incidents. This enables the organization to identify a potentially systemic governance issue and initiate a coordinated investigation or corrective response.

While Table 9.2-B23 summarizes the principal functions supporting AI-driven compliance monitoring and behavioral auditing, these functions are most effectively understood when viewed as components of an integrated governance-monitoring architecture. In practice, compliance evaluation, anomaly detection, risk assessment, audit generation, root-cause analysis, and governance oversight operate as interconnected processes that continuously assess the behavior of deployed AI systems. Operational evidence originating from factories, autonomous systems, edge platforms, and enterprise applications is aggregated, analyzed, correlated, and transformed into governance intelligence that supports investigation, accountability, and policy improvement. Figure 9.2-B23 illustrates this architecture and demonstrates how distributed operational behavior is transformed into auditable evidence and actionable governance insights through a continuous monitoring and feedback process.

Figure 9.2-B23 presents an architecture for AI-driven compliance monitoring and behavioral auditing within distributed industrial AI environments. The figure illustrates how operational evidence generated by autonomous systems, industrial equipment, AI models, and human operators is collected and evaluated using cloud-scale analytics, behavioral-monitoring techniques, auditing services, and governance oversight mechanisms. Through continuous assessment of operational behavior, compliance evaluation, anomaly detection, investigation, and corrective-action processes, the architecture enables organizations to maintain visibility into deployed AI systems and assess their alignment with approved policies, operational requirements, and governance objectives.

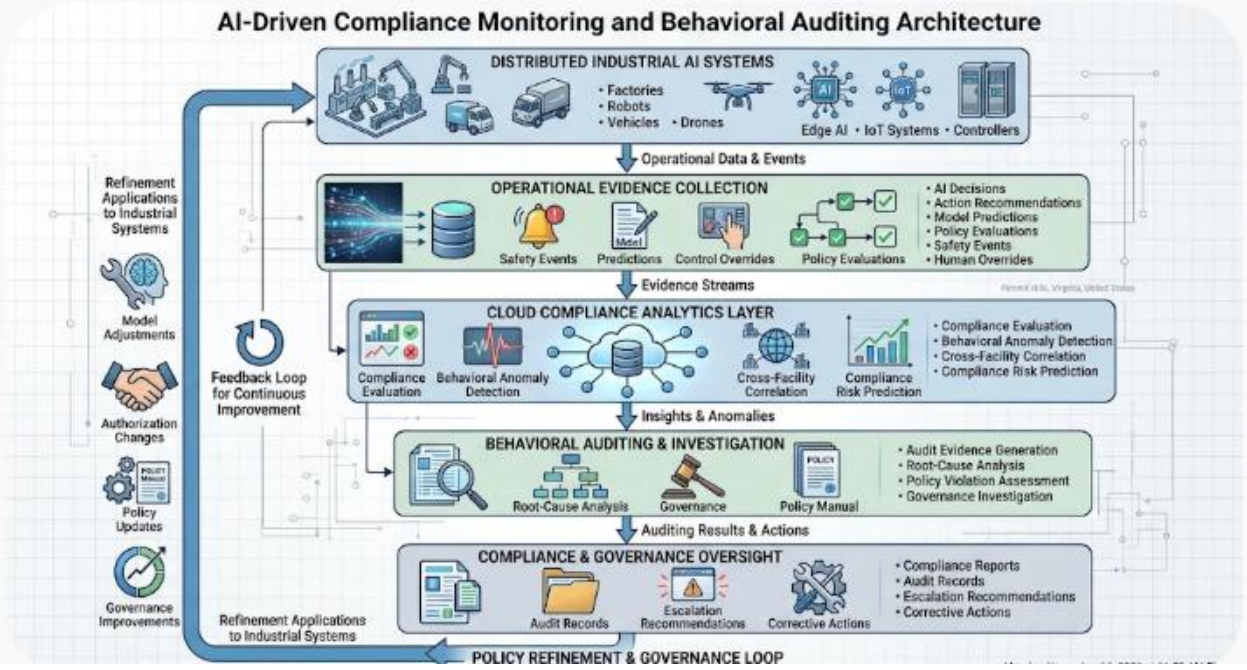

Figure 9.2-B23 – AI-Driven Compliance Monitoring and Behavioral Auditing Architecture

The figure illustrates how distributed industrial AI systems generate operational evidence that is continuously evaluated through cloud-based compliance analytics and behavioral-auditing services. Evidence derived from AI decisions, model predictions, policy evaluations, operational events, and human interventions is analyzed to assess policy conformance, identify anomalous behavior, estimate compliance risk, and support governance investigations. Audit results are subsequently incorporated into compliance oversight processes that guide policy refinement, authorization updates, model adjustments, and ongoing governance improvement across industrial environments.

Legend

Figure Element	***Description***
Distributed Industrial AI Systems	*Operational environments in which governed AI systems execute decisions and actions.*
Factories	*Manufacturing environments generating operational evidence and compliance-related events.*
Robots	*Autonomous and semi-autonomous robotic systems operating under governance constraints.*
Vehicles	*Autonomous vehicles and material-handling systems subject to policy enforcement.*
Drones	*Autonomous aerial systems performing inspections and operational tasks.*
Edge AI	*Localized AI systems responsible for near-real-time inference and decision support.*
IoT Systems	*Connected sensing, monitoring, and control devices participating in operational workflows.*
Controllers	*Industrial control systems executing operational commands and policies.*
Operational Data & Events	*Observable evidence generated during operational execution.*

Operational Evidence Collection	*Layer responsible for aggregating evidence from distributed operational environments.*
Safety Events	*Operational incidents, alerts, or protective-system activations.*
AI Decisions	*Actions and recommendations generated by AI systems.*
Action Recommendations	*Suggested operational actions generated by decision-support systems.*
Model Predictions	*Forecasts, classifications, and inference outputs produced by AI models.*
Policy Evaluations	*Results of real-time governance and policy-compliance assessments.*
Human Overrides	*Human interventions modifying or overriding automated decisions.*
Control Overrides	*Operational overrides affecting automated system behavior.*
Evidence Streams	*Continuous flow of operational information used for compliance analysis.*
Cloud Compliance Analytics Layer	*Enterprise-scale analytical environment supporting governance evaluation.*
Compliance Evaluation	*Assessment of observed behavior against approved policies and constraints.*
Behavioral Anomaly Detection	*Identification of unusual or unexpected operating patterns.*
Cross-Facility Correlation	*Analysis of governance events across multiple locations and systems.*
Compliance Risk Prediction	*Estimation of future compliance-related risks and governance concerns.*
Insights & Anomalies	*Analytical findings requiring review or investigation.*

Behavioral Auditing & Investigation	*Environment responsible for detailed examination of compliance concerns.*
Root-Cause Analysis	*Investigation of contributing factors associated with observed events.*
Governance Review	*Assessment of policy adherence and decision appropriateness.*
Policy Manual	*Authoritative governance reference used during investigation activities.*
Audit Evidence Generation	*Creation of traceable records supporting governance decisions.*
Policy Violation Assessment	*Evaluation of potential governance deviations.*
Compliance & Governance Oversight	*Organizational process responsible for accountability and corrective action.*
Audit Records	*Formal records documenting governance observations and findings.*
Compliance Reports	*Structured assessments of compliance status.*
Escalation Recommendations	*Actions requiring elevated review or intervention.*
Corrective Actions	*Responses intended to resolve governance issues.*
Policy Refinement & Governance Loop	*Continuous-improvement mechanism supporting governance evolution.*
Policy Updates	*Modifications to governance requirements.*
Authorization Changes	*Adjustments to permissions and autonomy boundaries.*
Model Adjustments	*Changes affecting AI system behavior or decision logic.*
Governance Improvements	*Enhancements derived from monitoring and audit findings.*

Feedback Loop for Continuous Improvement	*Mechanism through which operational experience influences future governance decisions.*

Understanding Continuous Governance Monitoring

Figure 9.2-B23 illustrates how compliance monitoring and behavioral auditing function as continuous oversight mechanisms within industrial AI governance architectures. Rather than evaluating compliance only during periodic reviews, the architecture continuously collects operational evidence, analyzes system behavior, investigates anomalies, and incorporates findings into governance processes.

A central idea represented by the figure is that governance effectiveness depends upon the ability to observe actual system behavior and compare it with approved operational, safety, security, and organizational requirements.

Generating Operational Evidence

The architecture begins with **Distributed Industrial AI Systems**.

Factories, robots, vehicles, drones, IoT platforms, edge-AI systems, and industrial controllers continuously generate operational data and events during routine activities. These systems represent the operational environments in which governance policies are executed and tested through everyday behavior.

As autonomous capabilities increase, these operational environments become important sources of governance evidence.

Collecting Evidence for Analysis

The **Operational Evidence Collection** layer aggregates information from distributed systems.

AI-generated decisions, action recommendations, model predictions, policy-evaluation results, safety events, and human interventions are captured and transformed into evidence streams suitable for governance analysis. This stage ensures that sufficient information is available to evaluate how systems behave in practice.

Evidence collection therefore serves as the foundation for subsequent compliance assessment activities.

Evaluating Compliance Through Cloud Analytics

The **Cloud Compliance Analytics Layer** performs large-scale analysis of collected evidence.

Compliance-evaluation mechanisms compare observed behavior against governance requirements. Behavioral anomaly-detection models identify unusual activities. Cross-facility correlation services examine governance events across multiple operational environments. Compliance-risk prediction models estimate future governance concerns.

Together, these analytical functions provide visibility into both current behavior and emerging compliance risks.

Transforming Analytics into Investigations

Analytical findings do not automatically constitute policy violations or compliance failures.

The **Behavioral Auditing & Investigation** layer evaluates anomalies, unusual behaviors, and governance concerns in greater detail. Root-cause analysis, governance review, policy interpretation, and audit-evidence generation help investigators understand why a particular event occurred and whether governance requirements were actually affected.

This stage emphasizes the distinction between anomaly detection and formal compliance determination.

Supporting Oversight and Accountability

The **Compliance & Governance Oversight** layer transforms analytical findings into governance actions.

Audit records, compliance reports, escalation recommendations, and corrective actions provide a structured mechanism for responding to identified concerns. Organizational stakeholders can use this information to determine whether intervention, remediation, policy modification, or additional oversight is necessary.

This process helps ensure accountability within distributed operational environments.

Creating a Continuous Governance Feedback Loop

One of the most important elements of the architecture is the **Policy Refinement & Governance Loop**.

Findings generated through monitoring and auditing activities contribute to policy updates, authorization adjustments, model refinements, and other governance improvements. The system therefore learns from operational experience and continuously adapts governance mechanisms to changing conditions.

This capability transforms governance from a static compliance activity into an evolving organizational process.

Distinguishing Indicators from Determinations

A key concept reflected in the architecture is the distinction between indicators and conclusions.

Behavioral anomalies, risk scores, predictive warnings, and correlation patterns provide evidence that further investigation may be appropriate. However, governance determinations require review of supporting evidence, policy context, operational circumstances, and authorized oversight processes.

The figure reinforces the principle that analytics support governance decisions but do not replace accountability or human review.

Connecting Compliance to Enterprise Learning

A broader lesson illustrated by Figure 9.2-B23 is that compliance monitoring can contribute to organizational learning as well as policy enforcement.

Operational events, policy evaluations, anomalies, investigations, and audit findings provide valuable information regarding system behavior, governance effectiveness, and emerging risks. By incorporating this knowledge into subsequent governance activities, organizations strengthen both oversight and operational understanding.

The resulting architecture therefore supports continuous improvement across governance processes.

Overall Significance

Overall, Figure 9.2-B23 demonstrates how AI-driven compliance monitoring and behavioral auditing create a continuous oversight architecture for distributed industrial AI systems. Through operational evidence collection, cloud-based compliance analytics, anomaly detection, behavioral auditing, governance investigation, compliance reporting, and policy-refinement feedback loops, the architecture enables organizations to evaluate whether deployed systems continue to operate within approved governance boundaries. This capability transforms compliance from a periodic administrative activity into an ongoing, evidence-based governance process that supports accountability, transparency, traceability, risk management, and continuous organizational improvement.

Importantly, **an AI-generated anomaly or risk score is an indicator for investigation, not automatic proof of a regulatory violation or causal relationship**. Compliance determinations must be based on the applicable requirements, reliable evidence, and appropriate human or authorized institutional review. Audit records must also preserve data provenance, timestamps,

policy versions, model versions, and relevant system context so that decisions can be reconstructed and independently evaluated.

Through these capabilities, compliance monitoring evolves from periodic administrative inspection into a continuous, evidence-based governance process.

The discussion of **AI-Driven Compliance Monitoring and Behavioral Auditing** established how enterprises can continuously evaluate whether deployed AI systems operate within approved policy boundaries. Through operational evidence collection, anomaly detection, compliance evaluation, audit generation, risk assessment, and root-cause analysis, organizations gain visibility into how autonomous systems behave in real-world environments. These capabilities help determine whether governance requirements are being followed and provide the evidentiary foundation necessary for accountability, oversight, and continuous governance improvement. However, identifying policy requirements and monitoring compliance are only part of the governance challenge. Industrial organizations must also ensure that approved policies are distributed consistently across diverse facilities, operational environments, fleets, and autonomous systems while accommodating local operational differences.

This requirement introduces **Cross-Facility Policy Propagation and Enforcement**. Large industrial enterprises often operate multiple factories, warehouses, energy facilities, logistics hubs, autonomous fleets, and edge-computing environments spread across different geographic regions and regulatory jurisdictions. Although these environments may share common enterprise objectives, they frequently differ in equipment configurations, operational workflows, environmental conditions, workforce structures, infrastructure capabilities, and regulatory obligations. As a result, governance policies cannot simply be authored centrally and assumed to be implemented uniformly without additional coordination mechanisms.

Cross-facility policy propagation addresses the challenge of translating enterprise-wide governance objectives into operationally appropriate controls for diverse local environments. A centralized governance platform may define common safety requirements, cybersecurity controls, autonomy limits, privacy protections, and compliance obligations, while local enforcement systems adapt these requirements to their specific operating contexts. This process allows organizations to maintain policy consistency without requiring every facility, robot, vehicle, or edge platform to operate under identical configurations.

At the same time, policy propagation introduces additional governance considerations. Organizations must ensure that policy updates are distributed accurately, versions remain synchronized, dependencies are preserved, conflicts are avoided, and enforcement remains traceable across all affected systems. Changes introduced at the enterprise level may influence

thousands of distributed devices and autonomous agents, making controlled deployment and verification essential. Consequently, effective governance requires mechanisms for policy translation, version control, deployment management, synchronization monitoring, and enforcement verification across distributed operational environments.

The relationship between compliance monitoring and policy propagation forms an important governance feedback loop. Compliance analytics reveal how policies perform in actual operations, while propagation mechanisms ensure that approved policy updates can be applied consistently throughout the enterprise. Together, these capabilities allow organizations to maintain alignment between governance intent and operational execution across geographically distributed and technologically diverse industrial ecosystems.

The following discussion examines how enterprise governance platforms coordinate policy distribution, local adaptation, version management, enforcement verification, and cross-facility synchronization to ensure that governance policies remain both centrally consistent and operationally effective across large-scale industrial AI environments.

iii. Cross-Facility Policy Propagation and Enforcement

Enterprise policies become operationally meaningful only when they are correctly distributed, interpreted, and enforced across the systems they govern. In large industrial ecosystems, policy propagation must account for heterogeneous hardware, different AI model architectures, varying operating conditions, local regulatory requirements, and uneven network connectivity.

The cloud governance layer coordinates policy distribution across:

- Factory automation and industrial control environments.
- Autonomous ground and aerial vehicles.
- Robotic arms and collaborative robots.
- Automated guided vehicles (AGVs) and autonomous mobile robots (AMRs).
- Logistics, warehousing, and supply-chain systems.
- Energy infrastructure and distributed power systems.
- Edge controllers, industrial gateways, and IoT sensing networks.

However, distributing an identical policy package to every system does not necessarily produce consistent or safe behavior. Facilities may differ in equipment capabilities, physical layouts, operating procedures, local regulations, and environmental conditions. Therefore, centralized governance must combine **global policy consistency with controlled local adaptation**.

AI-assisted policy orchestration supports this process through several capabilities:

- **Propagation timing optimization:** Predictive analytics evaluate network availability, operational schedules, workload conditions, and deployment risks to determine appropriate policy-update windows.
- **Propagation scope determination:** Policy-impact analysis identifies which facilities, fleets, devices, models, or operational domains are affected by a particular update.
- **Local compatibility assessment:** AI-assisted validation evaluates whether a proposed policy is compatible with local equipment capabilities, software versions, model architectures, and operating conditions.
- **Policy conflict and risk evaluation:** Constraint-based reasoning checks whether a new enterprise policy conflicts with existing local requirements, safety envelopes, or approved operating procedures.
- **Staged deployment orchestration:** Policies can be introduced through controlled deployment stages, beginning with test environments or selected facilities before broader enterprise-wide adoption.
- **Rollback and recovery planning:** Monitoring systems detect abnormal behavior or deployment failures and initiate predefined rollback procedures when approved conditions are met.

The preceding discussion established that enterprise governance policies derive their effectiveness not from their existence within centralized repositories but from their ability to be distributed, interpreted, and enforced consistently across diverse operational environments. In practice, policy deployment involves more than transmitting governance rules from a central authority to distributed systems. Organizations must determine when policies are deployed, which facilities and assets are affected, whether local environments can support the proposed changes, and how conflicts, risks, and deployment failures are managed. These requirements necessitate a coordinated orchestration process that balances enterprise-wide policy consistency with local operational adaptability. Table 9.2-B24 summarizes the principal functions that support cross-facility policy propagation and enforcement within distributed industrial AI environments.

Table 9.2-B24 presents the major functions associated with cross-facility policy propagation and enforcement in enterprise AI governance architectures. The table identifies the principal objectives of policy-distribution activities, the AI and analytical methods used to support deployment decisions, the operational outputs generated by policy-orchestration mechanisms,

and the governance contributions provided by each function. Collectively, these functions enable organizations to maintain consistent governance across geographically distributed facilities, fleets, autonomous systems, industrial assets, and edge-computing platforms while preserving local operational continuity and compliance with site-specific requirements.

Table 9.2-B24 – Cross-Facility Policy Propagation and Enforcement Functions

Policy Propagation Function	Primary Objective	AI and Analytical Mechanisms	Outputs	Governance Contribution
Enterprise Policy Distribution	Deliver governance updates across distributed systems	Policy orchestration engines, distribution services	Authorized policy packages	Supports enterprise consistency
Propagation Timing Optimization	Select appropriate deployment windows	Predictive analytics, workload forecasting, deployment-risk analysis	Deployment schedules	Minimizes operational disruption
Propagation Scope Determination	Identify affected systems and domains	Dependency analysis, impact assessment, asset mapping	Targeted deployment groups	Improves deployment precision
Local Compatibility Assessment	Verify policy applicability within local environments	Configuration analysis, model validation, capability matching	Compatibility reports	Prevents deployment conflicts
Policy Conflict and Risk Evaluation	Detect incompatibilities and operational risks	Constraint reasoning, policy analysis, safety assessment	Conflict alerts and risk assessments	Protects operational integrity

Facility	Align enterprise policies with local requirements	Semantic translation, contextual policy mapping	Localized policy implementations	Balances consistency and flexibility
Staged Deployment Orchestration	Control rollout progression across multiple environments	Progressive rollout management, deployment analytics	Controlled release plans	Reduces deployment risk
Rollback and	Support safe response to deployment issues	Monitoring systems, rollback automation, recovery workflows	Recovery actions and rollback procedures	Preserves operational continuity
Policy-Version Synchronization	Maintain policy consistency across facilities	Version management, state synchronization	Synchronized policy states	Improves governance traceability
Policy-Enforcement Verification	Confirm proper application of authorized policies	Compliance analytics, runtime validation	Enforcement status reports	Supports governance assurance
Offline Governance Continuity	Maintain governance during connectivity disruptions	Local policy caches, authenticated policy storage	Autonomous governance operation	Supports resilience and availability

Source: *Adapted from distributed governance architectures, enterprise policy-management systems, cloud-edge orchestration frameworks, industrial control governance methodologies, and AI governance deployment frameworks.*

Understanding Cross-Facility Governance Coordination

Table 9.2-B24 illustrates how governance policies move from centralized policy-management environments into operational systems distributed across an enterprise. While policy repositories provide authoritative governance definitions and compliance-monitoring systems evaluate policy adherence, cross-facility policy propagation establishes the mechanisms through which governance requirements become operationally effective.

A key concept represented throughout the table is that governance consistency does not require identical implementation in every environment. Instead, enterprise policies provide common objectives and constraints, while local systems adapt those policies to their particular operating contexts.

Distributing Governance Across Industrial Ecosystems

The first function represented in the table is **Enterprise Policy Distribution**.

Industrial enterprises often manage numerous facilities, fleets, robotic systems, autonomous vehicles, energy infrastructures, and edge-computing environments. Governance policies must therefore be distributed across many different operational domains without compromising consistency.

Policy-distribution mechanisms ensure that authorized governance requirements are delivered to the systems responsible for local enforcement and operational execution.

Selecting Appropriate Deployment Timing

Policy deployment timing can significantly influence operational stability.

The **Propagation Timing Optimization** function uses predictive analytics and deployment-planning methods to determine appropriate windows for policy updates. Factors such as production schedules, equipment utilization, network conditions, operational workloads, and deployment risks may influence when an update is introduced.

This capability helps reduce disruption while maintaining governance responsiveness.

Determining the Scope of Policy Changes

Not every policy update affects the entire enterprise.

The **Propagation Scope Determination** function evaluates which facilities, operational domains, devices, models, fleets, or business functions are affected by a proposed policy modification. Through dependency analysis and asset mapping, governance systems can target policy updates to the specific environments requiring change.

This selective deployment approach improves operational efficiency and reduces unnecessary deployment activity.

Verifying Local Compatibility

The table identifies **Local Compatibility Assessment** as a critical stage of governance deployment.

Facilities often differ in equipment capabilities, software versions, environmental conditions, regulatory requirements, operational procedures, and AI-model configurations. As a result, a policy that functions effectively in one facility may not be immediately applicable within another.

Compatibility assessment verifies that local systems can safely and effectively implement the proposed governance requirements before deployment occurs.

Managing Conflicts and Deployment Risks

Governance updates may introduce unintended interactions with existing rules or operational constraints.

The **Policy Conflict and Risk Evaluation** function examines relationships among enterprise policies, local requirements, safety restrictions, operational boundaries, and system configurations. AI-assisted reasoning helps identify conflicts, incompatible constraints, and deployment risks before policy changes are implemented.

This capability supports governance consistency while reducing the potential for unintended operational consequences.

Supporting Local Adaptation

An important theme within the table is the role of **Facility-Specific Policy Adaptation**.

Enterprise governance requires consistency, but operational environments frequently require flexibility. Facilities may have different layouts, asset populations, staffing models, environmental conditions, and process requirements.

Local adaptation mechanisms allow governance objectives to be preserved while accommodating operational differences among facilities and systems. This balance between standardization and contextual flexibility is a defining characteristic of large-scale industrial governance architectures.

Controlling Deployment Through Staged Rollouts

The **Staged Deployment Orchestration** function introduces governance changes incrementally rather than simultaneously across all operational environments.

Updates may first be evaluated within testing environments, pilot deployments, representative facilities, or limited asset groups before broader rollout occurs. This strategy allows organizations to identify issues early and gather evidence regarding policy effectiveness before enterprise-wide implementation.

Staged deployment reduces risk while supporting controlled adoption of governance changes.

Preserving Operational Continuity Through Recovery Mechanisms

The table further highlights **Rollback and Recovery Planning**.

Even carefully designed governance policies may produce unexpected operational effects after deployment. Monitoring systems therefore assess deployment outcomes and support predefined rollback procedures when authorized conditions are met.

Rollback planning enables organizations to restore previously validated governance states while investigations and corrective actions proceed.

Maintaining Consistency Through Version Synchronization

Cross-facility governance depends upon maintaining awareness of which policies are active in different environments.

The **Policy-Version Synchronization** function manages relationships among policy versions, deployment states, facility configurations, and governance histories. Synchronization mechanisms help ensure that policy states remain traceable and that governance decisions can be reconstructed when necessary.

This capability supports both accountability and operational consistency.

Verifying Enforcement Effectiveness

Distribution alone does not guarantee governance effectiveness.

The **Policy-Enforcement Verification** function evaluates whether deployed policies are actually being applied within operational environments. Compliance analytics, runtime validation procedures, and governance-monitoring mechanisms provide evidence regarding enforcement status and implementation success.

Verification closes the gap between policy deployment and observed operational behavior.

Supporting Governance During Connectivity Disruptions

A particularly important capability represented in the table is **Offline Governance Continuity**.

Industrial facilities cannot always depend upon uninterrupted connectivity with cloud-based governance systems. Consequently, local environments must maintain authenticated and previously validated policy versions that remain enforceable even during temporary communication disruptions.

This capability preserves governance functionality while supporting resilience and operational continuity.

Balancing Centralization and Local Autonomy

A broader lesson emerging from Table 9.2-B24 is that governance architectures must balance centralized coordination with local operational autonomy.

Centralized policy management provides consistency, accountability, traceability, and enterprise-wide visibility. Local adaptation and enforcement provide responsiveness, contextual awareness, and operational continuity. Effective governance emerges through coordination between these two perspectives rather than through complete centralization or complete decentralization.

From Governance Definition to Operational Enforcement

The progression across the governance architecture developed thus far becomes particularly evident in this table.

Earlier discussions focused on policy creation and management through global repositories and on compliance evaluation through behavioral monitoring and auditing. Table 9.2-B24 extends these concepts by addressing how governance policies are translated into operational controls that influence actual system behavior throughout distributed industrial environments.

This transition represents the movement from governance intent to governance execution.

Overall Significance

Overall, Table 9.2-B24 demonstrates how cross-facility policy propagation and enforcement enable enterprise governance policies to be deployed, adapted, synchronized, verified, and maintained across distributed industrial systems. Through policy-distribution mechanisms, deployment orchestration, compatibility assessment, conflict detection, local adaptation, rollback planning, enforcement verification, and offline-governance support, organizations can maintain governance consistency while accommodating local operational requirements. These capabilities create the operational infrastructure necessary for applying enterprise governance objectives across complex industrial ecosystems while preserving safety, resilience, accountability, and operational continuity.

A practical example involves updating the autonomous operating restrictions of industrial vehicles across multiple distribution centers. The enterprise may introduce a revised pedestrian-proximity policy. Before deployment, the cloud governance system evaluates affected vehicle models, facility configurations, and existing safety requirements. The update is first tested in

representative simulation environments and then introduced to selected facilities. Operational evidence is monitored before the update is expanded to the remaining fleet.

If a facility experiences unexpected behavior, the deployment process can be suspended or the affected policy version rolled back according to predefined procedures.

While Table 9.2-B24 summarizes the principal functions that support cross-facility policy propagation and enforcement, these functions operate together within a coordinated governance architecture that spans policy repositories, orchestration services, deployment mechanisms, local enforcement systems, and monitoring infrastructures. In practice, enterprise policies must be evaluated for scope, compatibility, operational impact, and deployment risk before they are distributed across diverse facilities and autonomous systems. Once deployed, policy enforcement activities must be monitored, verified, and continuously assessed to ensure that governance objectives remain aligned with operational realities. Figure 9.2-B24 illustrates this architecture and demonstrates how centralized governance systems coordinate policy distribution, local adaptation, enforcement verification, and recovery processes across distributed industrial environments.

Figure 9.2-B24 presents an architecture for cross-facility policy propagation and enforcement within enterprise AI governance environments. The figure illustrates how centralized governance policies are transformed into deployable governance packages, validated through AI-assisted orchestration services, distributed across operational environments, and enforced by local systems. Through continuous monitoring, verification, rollback mechanisms, and governance feedback processes, the architecture supports consistent policy application across geographically distributed facilities while preserving local operational adaptability and resilience. This framework enables organizations to coordinate governance activities across complex industrial ecosystems without compromising operational continuity or safety.

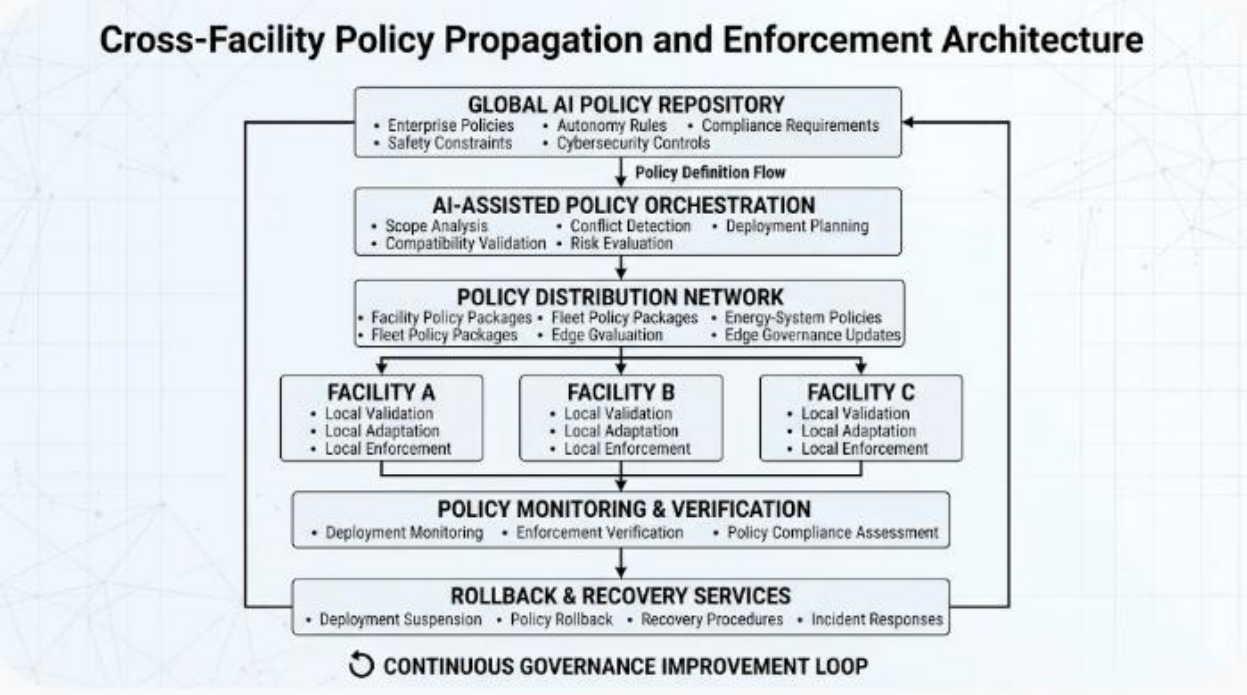

Figure 9.2-B24 – Cross-Facility Policy Propagation and Enforcement Architecture

The figure illustrates how enterprise governance policies are distributed, adapted, enforced, monitored, and refined across distributed industrial environments. Governance requirements originating within a centralized policy repository are evaluated through AI-assisted orchestration services that assess deployment scope, compatibility, conflicts, risks, and rollout plans. Approved policies are subsequently distributed to facilities where local validation, adaptation, and enforcement mechanisms translate governance objectives into operational controls. Monitoring and verification systems assess deployment outcomes and policy effectiveness, while rollback and recovery services provide mechanisms for responding to unexpected operational consequences. Continuous feedback supports long-term governance refinement and organizational learning.

Legend

Figure Element	***Description***
Global AI Policy Repository	*Centralized governance platform serving as the authoritative source of enterprise policies.*
Enterprise Policies	*Organizational governance requirements applicable across the enterprise.*

Safety Constraints	*Policies governing safe operating conditions and protective controls.*
Autonomy Rules	*Requirements defining the limits and permissions of autonomous decision-making.*
Cybersecurity Controls	*Security-related policies governing access, authentication, authorization, and system integrity.*
Compliance Requirements	*Regulatory, legal, contractual, and organizational governance obligations.*
Policy Definition Flow	*Movement of governance requirements from repository management into deployment processes.*
AI-Assisted Policy Orchestration	*Governance coordination layer responsible for policy analysis and deployment planning.*
Scope Analysis	*Identification of facilities, systems, and operational domains affected by policy updates.*
Compatibility Validation	*Evaluation of policy suitability within target operational environments.*
Conflict Detection	*Identification of contradictory or incompatible governance rules.*
Risk Evaluation	*Assessment of operational and governance risks associated with policy deployment.*
Deployment Planning	*Preparation of rollout strategies for policy propagation.*
Policy Distribution Network	*Enterprise infrastructure responsible for distributing governance updates.*
Facility Policy Packages	*Policy bundles prepared for facility-specific deployment.*
Fleet Policy Packages	*Governance updates intended for vehicles, robots, and autonomous fleets.*

Energy-System Policies	*Policies governing distributed energy and utility infrastructures.*
Edge Governance Updates	*Governance packages distributed to edge-computing environments.*
Facility A, Facility B, Facility C	*Representative operational environments receiving and enforcing governance updates.*
Local Validation	*Facility-level evaluation of proposed policy updates.*
Local Adaptation	*Adjustment of enterprise policies to local requirements and operational conditions.*
Local Enforcement	*Application of governance policies within operational systems.*
Policy Monitoring & Verification	*Continuous assessment of policy deployment and effectiveness.*
Deployment Monitoring	*Observation of policy rollout progress and operational impacts.*
Enforcement Verification	*Confirmation that deployed policies are functioning as intended.*
Policy Compliance Assessment	*Evaluation of adherence to governance requirements.*
Rollback & Recovery Services	*Mechanisms supporting policy-reversal and operational recovery activities.*
Deployment Suspension	*Temporary halt of policy deployment when concerns are detected.*
Policy Rollback	*Restoration of previously approved governance configurations.*
Recovery Procedures	*Structured responses to deployment-related issues.*
Incident Responses	*Actions addressing governance-related operational incidents.*

Continuous Governance Improvement Loop	*Feedback process supporting policy refinement and governance evolution.*

Understanding Policy Propagation in Distributed Industrial Environments

Figure 9.2-B24 illustrates how governance policies move from centralized repositories into distributed operational environments while maintaining consistency, traceability, and operational safety. The architecture demonstrates that policy enforcement is not simply a matter of transmitting governance documents to remote facilities. Instead, policy propagation involves analysis, validation, adaptation, monitoring, and continuous refinement.

A central concept represented by the figure is that enterprise governance must coordinate both standardization and local flexibility. Policies must remain consistent across the organization while allowing operational environments to accommodate their unique requirements.

Establishing a Central Governance Foundation

The process begins with the **Global AI Policy Repository**.

This repository maintains the organization's authoritative governance definitions, including safety requirements, autonomy rules, cybersecurity controls, and compliance obligations. By maintaining these policies within a centralized platform, the organization establishes a common governance baseline for all operational environments.

The repository therefore serves as the primary source of governance authority throughout the enterprise.

Coordinating Policy Deployment Through Intelligent Orchestration

Before policies can be distributed, they pass through the **AI-Assisted Policy Orchestration** layer.

This layer evaluates the proposed update and determines which operational environments are affected, whether compatibility concerns exist, whether policy conflicts are present, and what deployment risks may emerge. Scope analysis, conflict detection, compatibility validation, and deployment planning ensure that governance updates are assessed systematically before reaching production environments.

The orchestration layer therefore functions as a governance-control mechanism that reduces deployment risk.

Distributing Policies Across Operational Domains

Once approved, policies enter the **Policy Distribution Network**.

Different governance packages may be produced for facilities, fleets, energy systems, or edge-computing environments. While each package reflects the same enterprise governance objectives, packaging mechanisms adapt policy deployment to the appropriate operational domain.

This stage bridges centralized governance management and decentralized operational execution.

Supporting Local Validation and Adaptation

The figure emphasizes that distributed operational environments are not passive recipients of governance policies.

Each facility conducts **Local Validation**, **Local Adaptation**, and **Local Enforcement** activities. These functions allow facilities to evaluate policy applicability, account for local operating conditions, and ensure compatibility with local systems before policy activation.

This architecture supports local responsiveness without sacrificing enterprise-wide governance consistency.

Verifying Policy Effectiveness

Policy deployment is followed by **Policy Monitoring & Verification**.

Deployment monitoring evaluates rollout progress, enforcement verification confirms correct policy implementation, and compliance assessment measures operational adherence. These activities provide evidence regarding whether deployed governance controls behave as expected.

Verification helps ensure that policy deployment results in actual governance enforcement rather than merely policy distribution.

Managing Deployment Risks Through Recovery Mechanisms

Not all governance updates perform as expected.

The **Rollback & Recovery Services** layer provides mechanisms for suspending deployments, restoring previous configurations, and initiating recovery procedures when necessary. These services help organizations respond quickly when policy deployments create operational issues or unintended consequences.

The architecture therefore incorporates resilience directly into the governance deployment process.

Enabling Continuous Governance Improvement

The **Continuous Governance Improvement Loop** completes the architecture.

Monitoring results, compliance assessments, deployment outcomes, and operational experiences are fed back into governance processes. This feedback allows organizations to refine policies, improve deployment strategies, address emerging risks, and strengthen governance mechanisms over time.

Governance thus becomes a learning process rather than a static administrative activity.

Balancing Central Authority and Local Resilience

A broader lesson illustrated by Figure 9.2-B24 is that effective industrial governance requires balancing centralized authority with local resilience.

Centralized governance ensures consistency, accountability, and oversight. Local enforcement ensures responsiveness, adaptability, and continuity. The architecture demonstrates how these capabilities can coexist within a coordinated governance framework that supports enterprise-wide objectives while preserving operational autonomy.

Overall Significance

Overall, Figure 9.2-B24 demonstrates how enterprise governance policies are transformed from centralized governance definitions into enforceable operational controls across distributed industrial environments. Through AI-assisted orchestration, policy distribution, local validation, enforcement verification, rollback services, and continuous feedback mechanisms, the architecture enables organizations to maintain governance consistency while accommodating diverse operational requirements. The resulting framework supports scalable policy management, operational resilience, governance traceability, and coordinated oversight across complex industrial AI ecosystems.

A critical architectural principle is that **centralized policy management must not create a single point of operational dependency**. Edge systems must retain authenticated, previously validated policy versions and remain capable of enforcing essential constraints during cloud disconnection. Safety-critical restrictions must be enforced locally through appropriately validated policy engines, deterministic controllers, hardware interlocks, and other established protective mechanisms.

Thus, cloud-level policy orchestration provides enterprise-wide coordination, while local enforcement preserves operational continuity and immediate protection. The relationships among policy definition, compliance monitoring, policy propagation, local enforcement, and governance-controlled autonomy are also illustrated in Figure 9.2-B21. The figure illustrates how centralized governance coordinates policy definition, compliance monitoring, policy deployment, model authorization, local enforcement, auditing, and accountability across distributed industrial AI environments.

The discussion of **Cross-Facility Policy Propagation and Enforcement** explained how governance policies move from centralized repositories into distributed operational environments while maintaining consistency, traceability, and local applicability. Through policy orchestration, compatibility assessment, staged deployment, enforcement verification, and rollback mechanisms, organizations can ensure that governance requirements are implemented across facilities, fleets, robots, industrial control systems, and edge platforms in a controlled and auditable manner. However, the successful propagation of policies does not automatically determine how AI models themselves are deployed, authorized, or allowed to exercise autonomous decision-making authority. A governance policy may specify what behaviors are permitted or prohibited, but additional mechanisms are required to ensure that deployed AI models operate within those authorized boundaries.

This requirement leads naturally to **Governance-Integrated Model Deployment and Autonomy Control**. Modern industrial environments often employ large numbers of AI models supporting prediction, optimization, anomaly detection, scheduling, autonomous navigation, robotic control, energy management, and operational decision support. These models may vary significantly in their capabilities, risk profiles, operating domains, and levels of autonomy. Consequently, governance systems must establish mechanisms for determining which models may be deployed, where they may operate, what decisions they may make independently, and under what conditions human intervention, supervisory approval, or operational escalation is required.

Governance-integrated deployment extends policy management beyond rule enforcement and into the lifecycle management of AI systems themselves. Before a model is introduced into production environments, organizations may need to verify its version, validate its training and testing history, assess its performance characteristics, confirm compatibility with operational requirements, evaluate associated risks, and determine its authorized scope of use. Similarly, autonomy-control frameworks must define the boundaries within which deployed models may act, specifying which actions can be executed automatically, which require approval, and which remain prohibited regardless of operational circumstances.

A key challenge is that autonomy is not a binary characteristic. Industrial AI systems often operate along a spectrum ranging from advisory decision-support tools to highly autonomous systems capable of initiating actions, controlling equipment, coordinating fleets, or adapting operational behavior in real time. Effective governance therefore requires mechanisms for matching autonomy permissions to operational risk, system criticality, safety requirements, and organizational objectives. These controls help ensure that increasing levels of automation do not compromise accountability, transparency, safety, or regulatory compliance.

The relationship between policy propagation and model deployment is therefore complementary. Policy-distribution systems ensure that governance requirements reach operational environments, while governance-integrated deployment mechanisms ensure that only authorized models operating under approved autonomy constraints can execute within those environments. Together, these capabilities enable organizations to maintain control over both the rules that govern AI behavior and the AI systems that implement those rules.

The following discussion examines how governance architectures integrate model authorization, deployment validation, autonomy-level management, operational controls, and human oversight mechanisms to ensure that industrial AI systems operate within approved decision boundaries while supporting safe, accountable, and effective levels of autonomous behavior.

iv. Governance-Integrated Model Deployment and Autonomy Control

AI governance must extend beyond the management of operational rules to include the entire lifecycle of AI models. A model that performs accurately during training or simulation may still introduce unacceptable risk if it is deployed with excessive permissions, operates outside its validated domain, uses unauthorized data, or produces decisions that conflict with enterprise policies.

Consequently, model deployment must be integrated with governance controls from initial registration through operational monitoring and eventual retirement.

This integration includes several complementary mechanisms:

- **Policy-aware model registration:** Every model entering the enterprise deployment pipeline is associated with its version, architecture, training-data provenance, intended application, validation results, known limitations, and approved operating domain.
- **Governance-based deployment approval:** Models are evaluated against applicable safety, cybersecurity, privacy, operational, and regulatory requirements before authorization for deployment.

- **Autonomy gating:** Governance mechanisms define which capabilities a model may exercise, the operating conditions under which it may be used, and whether its outputs require human approval before execution.
- **Model integrity verification:** Cryptographic signatures, secure registries, and deployment attestation help verify that models and associated policy packages have not been altered or substituted without authorization.
- **Digital-twin governance validation:** Candidate models and their associated operating policies are evaluated in digital-twin environments to examine their behavior under normal conditions, unusual operating scenarios, and simulated failure conditions.
- **Controlled model rollout:** Deployment mechanisms support staged releases, compatibility checks, performance monitoring, and rollback to previously approved model versions.
- **Runtime governance enforcement:** Edge-level policy engines and local control mechanisms evaluate model outputs against applicable permissions, constraints, and safety requirements before consequential actions are authorized.

The preceding discussion demonstrated that effective AI governance must extend beyond policy management and compliance monitoring to encompass the entire lifecycle of AI models operating within industrial environments. Governance policies define what behaviors are permitted, prohibited, or constrained, but additional mechanisms are required to ensure that deployed models remain aligned with those requirements throughout registration, validation, deployment, execution, monitoring, and retirement. This alignment becomes particularly important as organizations increase the use of autonomous decision-making systems whose recommendations may directly influence equipment operation, resource allocation, logistics activities, energy management, and other critical industrial processes. Table 9.2-B25 summarizes the principal functions that support governance-integrated model deployment and autonomy control, illustrating how governance requirements are embedded throughout the AI model lifecycle.

Table 9.2-B25 presents the major functions associated with governance-integrated model deployment and autonomy control within industrial AI environments. The table identifies the primary governance objectives associated with each function, the AI and governance mechanisms used to support lifecycle management, the outputs generated during deployment and authorization activities, and the contributions of these functions to enterprise governance. Collectively, these functions establish a framework through which AI models can be registered,

evaluated, authorized, deployed, monitored, controlled, and retired under continuous governance oversight. The table also highlights how autonomy permissions, policy requirements, validation procedures, and operational controls interact to support accountable and controlled AI deployment.

Table 9.2-B25 – Governance-Integrated Model Deployment and Autonomy Control Functions

Governance Function	Primary Objective	AI and Governance Mechanisms	Outputs	Governance Contribution
Policy-Aware Model Registration	Establish model identity, provenance, and intended use	Model registries, metadata management, provenance tracking	Registered model profiles	Supports traceability and accountability
Governance-Based Deployment Approval	Verify compliance before deployment	Policy evaluation, risk assessment, governance reviews	Deployment authorization decisions	Ensures governance alignment
Autonomy Gating	Control model decision authority	Permission frameworks, autonomy policies, decision controls	Approved autonomy levels	Prevents unauthorized actions
Model Integrity Verification	Ensure authenticity and trustworthiness	Cryptographic signatures, secure registries, attestation services	Verified model artifacts	Protects deployment integrity
Digital-Twin Governance Validation	Evaluate behavior prior to deployment	Simulation testing, scenario exploration, policy validation	Validation reports	Reduces deployment uncertainty

Controlled Model Rollout	Manage deployment risk	Staged deployment, canary releases, compatibility testing	Managed deployment schedules	Supports safe adoption
Runtime Governance Enforcement	Apply governance during execution	Policy engines, rule evaluation, safety constraints	Authorized operational actions	Maintains governance compliance
Risk-Based Autonomy Authorization	Match autonomy privileges to risk levels	Risk modeling, impact analysis, operational classification	Authorization tiers	Aligns autonomy with operational risk
Human-in-the-Loop Escalation	Preserve oversight for critical decisions	Workflow management, approval routing	Escalation actions	Supports accountability
Model Lifecycle Governance	Maintain control throughout model operation	Performance monitoring, drift detection, governance reviews	Lifecycle status reports	Enables continuous oversight
Retirement and Revocation Management	Remove obsolete or noncompliant models	Revocation workflows, authorization controls	Decommissioned model records	Maintains governance integrity

Source: *Adapted from enterprise AI-governance architectures, MLOps governance frameworks, industrial AI deployment-control systems, autonomy-management methodologies, and responsible AI lifecycle-management practices.*

Understanding Governance Across the AI Lifecycle

Table 9.2-B25 illustrates how governance becomes integrated into every stage of the AI-model lifecycle. Rather than treating governance as a separate administrative activity that occurs before deployment, the functions represented in the table demonstrate how governance

continuously influences model registration, authorization, operational behavior, monitoring, and retirement.

A central theme reflected throughout the table is that AI governance focuses not only on model performance but also on how, where, when, and under what conditions a model may operate.

Establishing Model Identity and Traceability

The lifecycle begins with **Policy-Aware Model Registration**.

Before a model can be deployed, organizations must maintain information regarding its identity, architecture, training data, intended use, validation history, operational limitations, and governance classification. Registration creates a structured record that establishes the model's provenance and operational context.

This capability supports traceability throughout the model lifecycle and provides the metadata necessary for subsequent governance decisions.

Evaluating Deployment Readiness

The table identifies **Governance-Based Deployment Approval** as the process through which candidate models are evaluated prior to operational release.

Models are assessed against applicable safety requirements, cybersecurity controls, privacy obligations, operational constraints, and regulatory considerations. Deployment approval determines whether a model satisfies the governance conditions necessary for use within a particular operational environment.

This function ensures that deployment decisions incorporate governance requirements rather than relying solely on technical performance measures.

Defining the Scope of Autonomous Decision-Making

One of the most important governance mechanisms represented in the table is **Autonomy Gating**.

AI models may possess varying levels of authority depending on their intended role and associated operational risks. Governance frameworks establish boundaries specifying which actions may be performed autonomously and which require supervisory review or human approval.

This capability helps ensure that model authority remains aligned with organizational expectations, safety requirements, and operational objectives.

Protecting Model Integrity

The table also highlights **Model Integrity Verification**.

As AI systems become increasingly important to industrial operations, organizations must verify that deployed models are authentic and unchanged. Cryptographic verification, secure registries, deployment attestation, and integrity-checking mechanisms help ensure that only authorized models are introduced into operational environments.

Integrity verification therefore contributes to trust, security, and deployment accountability.

Validating Models Through Digital-Twin Environments

The **Digital-Twin Governance Validation** function illustrates the relationship between simulation environments and governance processes.

Before deployment, candidate models may be evaluated within digital twins using both routine operating conditions and more challenging scenarios involving disturbances, failures, environmental changes, or unusual workloads. These evaluations provide evidence regarding model behavior under representative conditions.

Importantly, successful simulation performance informs governance decisions but does not automatically guarantee deployment authorization.

Reducing Deployment Risk Through Controlled Rollouts

The table identifies **Controlled Model Rollout** as an additional governance safeguard.

Rather than deploying models simultaneously across all operational environments, organizations often use staged deployment approaches that include pilot environments, limited releases, compatibility assessments, performance monitoring, and rollback mechanisms.

Controlled rollout enables organizations to evaluate operational performance incrementally while reducing deployment risk.

Enforcing Governance During Execution

Governance responsibilities continue after deployment.

The **Runtime Governance Enforcement** function applies policy constraints, permissions, safety rules, and authorization requirements during actual operation. Edge-level policy engines and local control mechanisms evaluate proposed actions before they are executed.

This capability ensures that models remain subject to governance oversight even after entering production environments.

Aligning Authority with Risk

A particularly important concept presented in the table is **Risk-Based Autonomy Authorization**.

Different decisions carry different levels of consequence. Low-risk recommendations may be automated with minimal human involvement, whereas decisions affecting safety-critical systems, hazardous operations, or critical infrastructure may require additional validation and oversight.

Risk-based authorization establishes a structured relationship between operational impact and decision authority.

Preserving Human Accountability

The **Human-in-the-Loop Escalation** function highlights the continuing importance of human oversight.

When operational conditions exceed predefined thresholds or governance constraints require additional review, decisions may be escalated to supervisors, operators, engineers, or authorized reviewers. Escalation mechanisms ensure that human judgment remains available when necessary.

This capability reinforces accountability within autonomous environments.

Maintaining Ongoing Governance Assurance

Governance integration does not conclude when a model is successfully deployed.

The **Model Lifecycle Governance** function monitors model performance, operational behavior, drift indicators, compliance status, and governance alignment throughout the model's operational life. Ongoing evaluation helps identify situations requiring model updates, retraining, reassessment, or revocation.

This process helps maintain governance effectiveness over time.

Managing Retirement and Revocation

The final function represented in the table is **Retirement and Revocation Management**.

Models may eventually become obsolete, noncompliant, operationally unsuitable, or superseded by improved alternatives. Governance frameworks therefore require mechanisms for removing, replacing, or disabling models while maintaining appropriate records and traceability.

This capability completes the governance lifecycle by ensuring controlled removal as well as

controlled deployment.

Governance as an Operational Control Framework

A broader lesson emerging from Table 9.2-B25 is that governance serves as an operational control framework for AI systems.

Governance does not merely specify high-level policies. It actively shapes how models are registered, evaluated, authorized, deployed, monitored, constrained, and retired. Through these controls, governance becomes embedded within day-to-day operational decision-making.

This perspective transforms governance from a compliance activity into a core component of AI lifecycle management.

From Policy Enforcement to Controlled Autonomy

The progression from previous governance sections is also significant.

Earlier discussions focused on policy repositories, compliance monitoring, behavioral auditing, and policy propagation. Table 9.2-B25 extends those concepts by showing how governance requirements influence the deployment and operation of the AI models themselves.

The emphasis therefore shifts from governing policies to governing the systems that execute decisions based on those policies.

Overall Significance

Overall, Table 9.2-B25 demonstrates how governance-integrated deployment and autonomy control extend enterprise governance throughout the AI-model lifecycle. Through policy-aware registration, governance-based approval, autonomy gating, integrity verification, digital-twin validation, controlled rollout, runtime enforcement, risk-based authorization, human oversight, lifecycle monitoring, and retirement management, organizations can ensure that AI systems operate within approved decision boundaries while preserving safety, accountability, transparency, and regulatory alignment. These capabilities enable enterprises to balance the benefits of autonomy with the governance controls necessary for trustworthy and responsible industrial AI deployment.

For example, an AI model designed to optimize autonomous vehicle routing may be permitted to recommend alternative routes based on congestion, energy consumption, and delivery priorities. However, it must remain subject to restrictions involving pedestrian zones, vehicle capabilities, facility access permissions, and emergency operating procedures. The model may optimize routing within these boundaries, but it cannot independently override established safety restrictions.

While Table 9.2-B25 summarizes the principal functions supporting governance-integrated model deployment and autonomy control, these functions operate collectively within a lifecycle-oriented governance architecture. In practice, model registration, authorization, validation, autonomy assignment, deployment management, runtime enforcement, and governance monitoring are not isolated activities. Rather, they form a continuous control framework through which AI models are evaluated, approved, constrained, deployed, observed, and refined throughout their operational existence. Governance requirements accompany the model at every stage, ensuring that technical capabilities remain aligned with organizational objectives, operational constraints, safety requirements, and accountability obligations. Figure 9.2-B25 illustrates this architecture and demonstrates how governance mechanisms are embedded directly within the AI deployment lifecycle.

Figure 9.2-B25 presents an architecture for governance-integrated model deployment and autonomy control within industrial AI environments. The figure illustrates how governance mechanisms are incorporated throughout the AI lifecycle, beginning with model development and continuing through registration, validation, autonomy authorization, controlled deployment, runtime enforcement, operational execution, and continuous oversight. By integrating governance controls directly into deployment and execution processes, the architecture ensures that AI models operate within authorized decision boundaries while supporting traceability, accountability, safety, regulatory compliance, and responsible autonomy management.

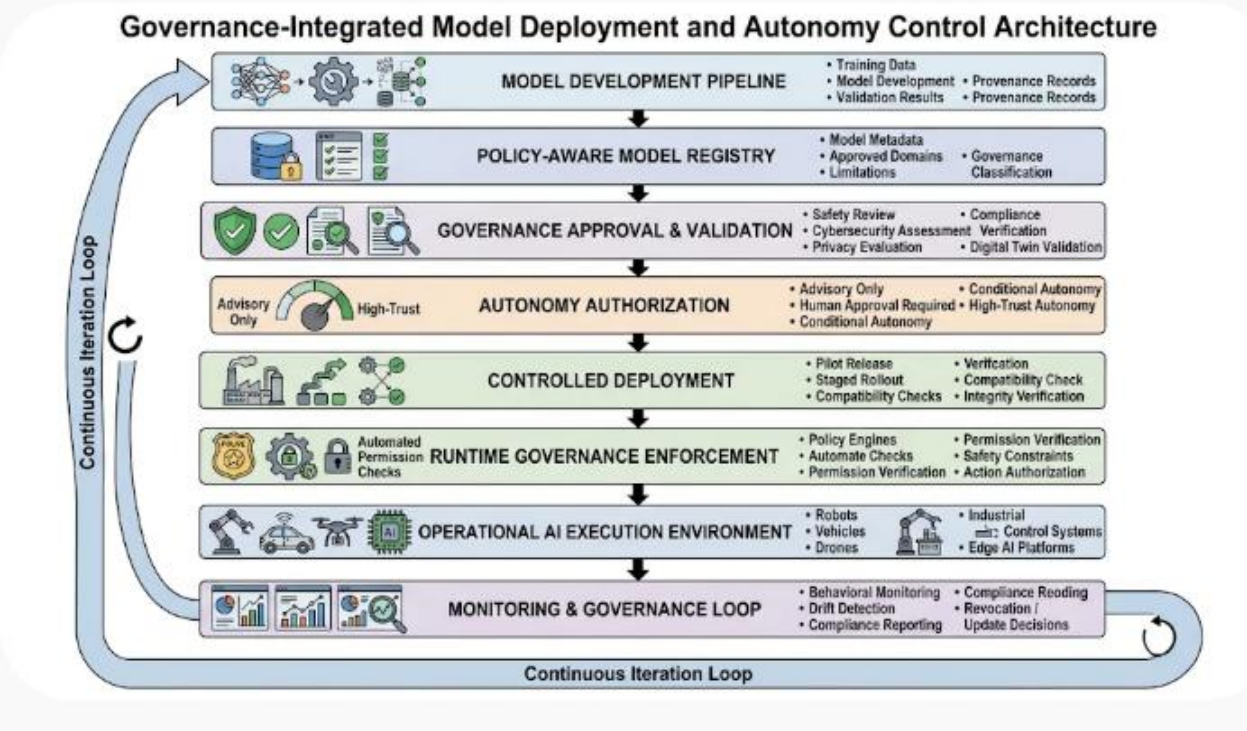

Figure 9.2-B25 – Governance-Integrated Model Deployment and Autonomy Control Architecture

The figure illustrates how governance requirements are embedded throughout the industrial AI lifecycle. Models undergo registration, governance review, validation, autonomy authorization, deployment management, runtime enforcement, and continuous monitoring before and during operational use. Governance mechanisms determine the scope of model authority, validate compliance with applicable requirements, and enforce policy constraints during execution. Continuous monitoring and feedback processes support model updates, deployment adjustments, revocation decisions, and ongoing governance refinement across distributed industrial environments.

Legend

Figure Element	***Description***
Model Development Pipeline	*Environment in which AI models are created, trained, tested, and prepared for governance review.*
Training Data	*Data used to develop and train AI models.*
Model Development	*Model-construction activities, algorithms, and training processes.*

Validation Results	*Performance assessments generated during testing and evaluation.*
Provenance Records	*Information describing data origins, development history, and model lineage.*
Policy-Aware Model Registry	*Governance-controlled repository containing approved model information and metadata.*
Model Metadata	*Descriptive information regarding model properties and lifecycle status.*
Approved Domains	*Authorized operational contexts in which a model may be used.*
Limitations	*Documented constraints, assumptions, and operational restrictions.*
Governance Classification	*Risk, autonomy, and governance categorization assigned to a model.*
Governance Approval & Validation	*Assessment layer evaluating model readiness for authorized deployment.*
Safety Review	*Evaluation of safety implications associated with deployment.*
Cybersecurity Assessment	*Analysis of security-related deployment considerations.*
Privacy Evaluation	*Assessment of data-governance and privacy implications.*
Compliance Verification	*Validation against organizational, legal, and regulatory requirements.*
Digital Twin Validation	*Evaluation of model behavior within simulated operational environments.*
Autonomy Authorization	*Governance-controlled determination of permitted operational authority.*
Advisory Only	*Model may provide recommendations but may not directly initiate actions.*

Human Approval Required	*Output requires human authorization prior to execution.*
Conditional Autonomy	*Autonomous operation permitted under specified conditions.*
High-Trust Autonomy	*Expanded autonomy permitted within approved governance boundaries.*
Controlled Deployment	*Managed introduction of authorized models into operational environments.*
Pilot Release	*Limited deployment for controlled evaluation.*
Staged Rollout	*Incremental deployment across operational environments.*
Compatibility Checks	*Validation against target systems and operational conditions.*
Integrity Verification	*Confirmation of model authenticity and integrity.*
Runtime Governance Enforcement	*Operational control layer evaluating model outputs prior to execution.*
Policy Engines	*Systems enforcing governance requirements during runtime.*
Automated Permission Checks	*Verification of authorized actions and autonomy permissions.*
Permission Verification	*Evaluation of deployment-specific authorization requirements.*
Safety Constraints	*Runtime restrictions protecting personnel, systems, and operations.*
Action Authorization	*Final approval layer governing consequential actions.*
Operational AI Execution Environment	*Environment in which deployed AI models perform operational functions.*
Robots	*Industrial robotic systems operating under governance controls.*
Vehicles	*Autonomous and assisted transportation systems.*

Drones	*Autonomous aerial systems performing operational tasks.*
Industrial Control Systems	*Operational control infrastructures interacting with AI outputs.*
Edge AI Platforms	*Local execution environments for governance-controlled AI models.*
Monitoring & Governance Loop	*Continuous-evaluation mechanism supporting lifecycle governance.*
Behavioral Monitoring	*Observation of operational model behavior.*
Drift Detection	*Identification of changing performance characteristics over time.*
Compliance Reporting	*Documentation of governance and operational status.*
Revocation Decisions	*Governance actions removing or restricting model authorization.*
Update Decisions	*Governance-approved model modifications and redeployments.*
Continuous Iteration Loop	*Lifecycle feedback process supporting continual governance improvement.*

Understanding Governance-Centered AI Deployment

Figure 9.2-B25 illustrates how governance mechanisms become embedded throughout the lifecycle of industrial AI systems. Rather than treating deployment as the final stage of model development, the architecture demonstrates that governance considerations continue before, during, and after operational use.

A central concept represented by the figure is that autonomy must be actively governed rather than assumed. The authority granted to a model is the result of organizational decisions, policy requirements, validation outcomes, and operational constraints.

Establishing Traceability During Development

The architecture begins with the **Model Development Pipeline**.

Training data, development activities, validation outcomes, and provenance records provide the foundational information needed to evaluate a model's suitability for future deployment.

Governance activities depend on this information because authorization decisions require knowledge regarding how the model was developed, tested, and validated.

The development stage therefore establishes the evidence base for subsequent governance decisions.

Creating a Governed Model Identity

The **Policy-Aware Model Registry** functions as the authoritative governance record for deployed AI systems.

Model metadata, approved operating domains, documented limitations, and governance classifications are maintained in a structured repository. This repository provides traceability throughout the model lifecycle and establishes a governance identity for each deployed system.

The registry therefore acts as a bridge between technical development and operational governance.

Evaluating Readiness for Deployment

The **Governance Approval & Validation** layer evaluates whether a model satisfies the requirements necessary for operational use.

Safety reviews, cybersecurity assessments, privacy evaluations, compliance checks, and digital-twin validation activities collectively determine whether deployment is authorized. This stage illustrates that successful model testing alone is insufficient for operational deployment.

Governance approval incorporates broader organizational, operational, and regulatory considerations into deployment decisions.

Controlling Levels of Autonomy

One of the most important features of the architecture is the **Autonomy Authorization** layer.

The figure illustrates that autonomy exists across a spectrum of authorization levels rather than as a simple autonomous or nonautonomous classification. Some models provide advisory recommendations, others require human approval, and some operate with varying degrees of conditional autonomy.

This layered structure allows autonomy permissions to be matched to operational risks and governance requirements.

Deploying Models Through Controlled Processes

The **Controlled Deployment** stage emphasizes that approved models are introduced into operations through managed processes.

Pilot releases, staged rollouts, compatibility assessments, and integrity verification activities reduce deployment risk and provide opportunities for additional evaluation before broader adoption. This process helps ensure that governance remains active during operational transition.

Deployment therefore functions as an extension of governance rather than a separate technical activity.

Enforcing Governance During Execution

Governance responsibilities continue after deployment through **Runtime Governance Enforcement**.

Policy engines, permission checks, safety constraints, and action-authorization mechanism evaluate proposed actions before execution occurs. This layer illustrates that operational

authority is constrained continuously rather than granted permanently.

As a result, deployed models remain subject to governance requirements during real-world operations.

Supporting Operational AI Activities

The **Operational AI Execution Environment** represents the systems affected by governance decisions.

Robots, vehicles, drones, industrial control systems, and edge-AI platforms may all rely on governed AI models. The figure emphasizes that governance ultimately influences operational behavior rather than existing solely within administrative systems.

This layer provides the operational context in which governance policies take practical effect.

Maintaining Oversight Through Continuous Monitoring

The **Monitoring & Governance Loop** demonstrates that governance persists throughout the operational lifecycle.

Behavioral monitoring, performance evaluation, drift detection, compliance reporting, update decisions, and revocation decisions provide mechanisms for evaluating whether models continue to operate within approved boundaries.

Continuous monitoring ensures that governance remains responsive to changing conditions.

Autonomy, Authority, and Accountability

A broader lesson conveyed by Figure 9.2-B25 is the distinction among intelligence, operational authority, and accountability.

Models may generate recommendations or predictions, but governance determines what actions those models are permitted to influence and under what conditions. Accountability remains associated with the governance framework, approval processes, and oversight mechanisms that authorize deployment.

The architecture therefore separates computational capability from decision authority.

Overall Significance

Overall, Figure 9.2-B25 demonstrates how governance can be integrated throughout the AI-model lifecycle, from development and registration to deployment, execution, monitoring, update management, and retirement. Through structured authorization processes, autonomy controls, runtime enforcement mechanisms, and continuous oversight loops, the architecture ensures that AI models operate within approved decision boundaries while supporting accountability, safety, compliance, transparency, and responsible autonomy across industrial environments. This governance-centered approach transforms model deployment from a purely technical activity into a controlled organizational process aligned with enterprise objectives and operational requirements.

A related mechanism is **risk-based autonomy authorization**. Not all AI decisions require the same level of governance. Low-risk analytical recommendations may be executed automatically, while decisions affecting hazardous machinery, personnel safety, critical infrastructure, or irreversible operational changes may require additional validation, supervisory approval, or deterministic safeguards.

This creates a structured relationship among AI intelligence, operational authority, and human accountability. The model generates predictions or recommendations; governance determines the permitted scope of action; and the appropriate execution mechanism enforces the resulting decision.

It is also important to distinguish simulation validation from operational authorization. A model or policy that performs successfully in a digital twin is not automatically approved for unrestricted deployment. It must still satisfy applicable engineering validation, cybersecurity assessment, compatibility testing, safety requirements, and organizational approval procedures.

Through governance-integrated deployment, enterprise AI systems become subject to continuous control throughout their operational lifecycles rather than being treated as independent models that can be deployed and updated without centralized oversight.

v. Why Centralized AI Governance Matters

The preceding discussion demonstrated that centralized AI governance extends far beyond the publication of policies or the management of compliance records. It encompasses policy definition, semantic interpretation, compliance monitoring, behavioral auditing, policy propagation, deployment orchestration, model authorization, autonomy management, and runtime enforcement across distributed industrial environments. Together, these capabilities establish a governance framework that enables organizations to coordinate increasingly autonomous systems while maintaining accountability, transparency, safety, security, and regulatory alignment.

The importance of centralized governance becomes more apparent as industrial AI systems expand beyond isolated deployments and become embedded within enterprise-wide operations. Modern industrial environments may contain thousands of interconnected AI models, autonomous vehicles, robotic systems, industrial controllers, drones, IoT platforms, digital twins, and edge-computing devices operating across geographically distributed facilities. These systems make decisions continuously and often interact with one another in ways that can influence production efficiency, logistics performance, energy utilization, workforce safety, cybersecurity posture, and regulatory compliance.

Without a centralized governance architecture, autonomous systems would be more likely to evolve independently across facilities and operational domains. Over time, different sites might implement conflicting policies, deploy inconsistent model versions, apply different authorization standards, or adopt incompatible operating procedures. Even when individual systems continue to function correctly, the absence of coordinated governance can create fragmentation that complicates oversight, weakens accountability, and increases operational risk.

Centralized governance addresses these challenges by providing a common framework through which autonomous systems can be managed consistently while still accommodating local operational requirements. Rather than restricting organizational flexibility, governance establishes the mechanisms through which flexibility can be exercised safely, transparently, and within approved boundaries.

Its most significant contributions include the following.

Enterprise-Wide Policy Consistency

A centralized governance framework provides a common set of policy definitions that can be applied across facilities, fleets, operational domains, and autonomous platforms.

Shared governance requirements reduce the likelihood of conflicting rules, inconsistent interpretations, or uncontrolled policy variation. This consistency becomes particularly important when organizations operate across multiple facilities, jurisdictions, and operational environments.

Continuous Compliance Visibility

Governance systems provide continuous visibility into operational behavior rather than relying solely on periodic audits or manual reviews.

Cloud-scale monitoring, behavioral analytics, compliance assessment, and audit-evidence generation enable organizations to identify deviations, recurring violations, policy-enforcement weaknesses, and emerging risks across distributed environments.

This visibility supports timely intervention and ongoing governance assurance.

Traceability and Accountability

Industrial AI systems increasingly participate in decisions that influence operational outcomes, resource allocation, safety-critical activities, and autonomous actions.

Governance frameworks maintain policy histories, model lineage information, deployment records, approval workflows, authorization decisions, audit evidence, and operational event logs that enable organizations to reconstruct how decisions were made and which policies governed those decisions at specific points in time.

This traceability supports accountability, incident investigation, compliance assessment, and operational transparency.

Controlled Autonomy

Autonomy is valuable only when it operates within clearly defined boundaries.

Centralized governance establishes explicit authorization rules that determine which AI systems may take action, what decisions may be automated, what conditions must be satisfied before actions are executed, and when escalation or human approval is required.

These controls help prevent autonomous systems from exercising capabilities beyond their approved scope of operation.

Secure and Reliable Policy Evolution

Industrial environments continuously evolve as technologies change, facilities expand, equipment is upgraded, and regulations develop.

Governance systems support this evolution through version management, staged deployment, compatibility validation, integrity verification, rollback processes, and audit mechanisms. These capabilities reduce the risks associated with enterprise-wide policy modifications and help ensure that policy changes remain controlled and traceable.

Adaptive Local Enforcement

Although governance policies are managed centrally, industrial environments frequently differ in their equipment capabilities, safety requirements, workforce structures, environmental conditions, and operational procedures.

Edge-level policy engines and local governance mechanisms translate enterprise requirements into context-appropriate controls while preserving compliance with overarching governance objectives.

This balance enables local responsiveness without sacrificing enterprise consistency.

Responsible AI Operation

Governance frameworks help establish the organizational conditions necessary for responsible AI deployment.

Human oversight mechanisms, risk-based authorization, transparency requirements, documented approvals, operational review processes, and continuous monitoring collectively ensure that AI systems remain subject to appropriate accountability structures throughout their operational lifecycle.

These mechanisms become increasingly important as autonomy expands and AI systems assume greater operational responsibilities.

Improved Organizational Learning

Centralized governance also enables organizations to learn from operational experience at enterprise scale.

Compliance findings, deployment outcomes, incident investigations, audit results, and policy-enforcement observations collected at one location can be analyzed and applied throughout the enterprise. This allows governance knowledge to accumulate and improve over time rather than remaining isolated within individual facilities.

Stronger Alignment Between Governance and Operations

A mature governance architecture creates a direct relationship between organizational objectives and operational execution.

Policies define desired behavior, deployment controls regulate model authority, monitoring systems evaluate actual performance, and compliance processes provide evidence regarding operational outcomes. This alignment helps ensure that enterprise expectations remain connected to operational reality.

Ultimately, centralized governance transforms industrial AI from a collection of independently operating intelligent components into a **coordinated, policy-governed enterprise intelligence architecture**. Governance establishes the conditions under which autonomous systems may operate, determines how decisions are authorized, provides evidence regarding operational behavior, and ensures that model evolution remains subject to appropriate organizational controls. Rather than constraining innovation, centralized governance enables organizations to scale autonomy confidently by providing the structures necessary for safety, consistency, accountability, and trust.

While centralized governance establishes the rules, permissions, constraints, and accountability mechanisms under which autonomous systems operate, governance alone does not provide a complete understanding of enterprise-wide operational behavior. Governance frameworks can determine whether individual robots, vehicles, drones, industrial controllers, and AI models behave within approved boundaries, yet modern industrial ecosystems increasingly depend on interactions among multiple autonomous domains. Factory automation systems, aerial inspection platforms, autonomous vehicles, logistics robots, energy-management infrastructures, and industrial IoT networks each generate large volumes of telemetry, predictions, operational events, and decision outputs. These systems may remain individually compliant while still creating inefficiencies, bottlenecks, resource conflicts, or unintended operational consequences when their interactions are not analyzed collectively.

As industrial environments become more interconnected, organizations require mechanisms capable of integrating information across these heterogeneous domains and transforming isolated observations into a unified understanding of enterprise operations. A production delay identified by a manufacturing system may influence autonomous vehicle routing decisions; drone-based inspection results may affect maintenance schedules and energy-management strategies; logistics disruptions may alter production plans and workforce allocation decisions. Understanding such relationships requires intelligence that extends beyond governance and into enterprise-wide analytical coordination.

This requirement introduces **Cross-Domain AI Analytics Integrating Automation, Aerial Systems, and Autonomous Vehicles**. Rather than analyzing each autonomous domain independently, cross-domain analytics correlates information generated by diverse operational systems, identifies dependencies and interactions, detects emerging patterns, and develops a comprehensive view of enterprise behavior. Through cloud-scale analytics, knowledge integration, event correlation, and multimodal intelligence, organizations can coordinate activities across automation systems, aerial platforms, autonomous vehicles, logistics networks, and industrial infrastructures while improving situational awareness and decision-making.

The architectural progression is therefore significant. Governance establishes how autonomous systems are permitted to operate, whereas cross-domain analytics examines how those systems interact and influence one another within the broader enterprise ecosystem. The following discussion explores how industrial organizations integrate diverse operational data streams, correlate observations across autonomous domains, and transform distributed intelligence into a coordinated understanding of enterprise-wide system behavior.

e. Cross-Domain AI Analytics Integrating Automation, Aerial Systems, and Autonomous Vehicles

Cross-domain AI analytics is the **cloud-scale intelligence capability that integrates, correlates, and interprets information across heterogeneous autonomous systems** operating throughout an industrial ecosystem. Modern industrial environments increasingly consist of interconnected but technologically diverse domains, including factory automation, aerial inspection drones, autonomous ground vehicles, logistics robots, energy infrastructure, and distributed IoT sensing networks. Although each domain may possess its own sensors, communication infrastructure, control mechanisms, and specialized AI models, their operational activities are frequently interdependent. A disruption in one domain can propagate into others, while an optimization opportunity in one area may depend on information generated elsewhere.

For example, a drone may identify structural deterioration in an elevated industrial pipeline, while ground-based robots monitor equipment vibration, factory automation systems report production conditions, and autonomous vehicles coordinate material transportation around the affected area. Individually, these systems generate domain-specific intelligence. Collectively, however, their information can reveal a broader operational condition that cannot be understood through isolated analysis. Cloud-assisted AI provides the computational capacity and analytical context required to combine these observations, identify their relationships, and coordinate responses across the enterprise.

Unlike conventional industrial analytics, which often evaluates individual production lines, equipment groups, or operational domains independently, cross-domain AI analytics develops a **unified representation of enterprise-wide operational behavior**. It enables the system to understand not only what is happening within each autonomous domain, but also how activities, dependencies, risks, and resource requirements interact across domains.

From an explicit AI architectural perspective, cross-domain analytics is not simply the aggregation of heterogeneous telemetry into a centralized database. It is a multi-stage cognitive process involving multimodal representation learning, semantic integration, relational reasoning, predictive correlation, coordinated optimization, and enterprise-level decision support.

This architecture consists of four tightly integrated cognitive subsystems. The principal cognitive subsystems, analytical processes, and enterprise-coordination functions associated with cross-domain AI analytics are summarized in Table 9.2-B26.

As industrial ecosystems become increasingly interconnected, intelligence can no longer be confined to individual operational domains such as manufacturing, logistics, aerial inspection,

transportation, or energy management. Although each domain may employ specialized sensors, autonomous agents, and analytical models, their activities are often tightly coupled through shared resources, operational dependencies, infrastructure constraints, and enterprise objectives. Consequently, meaningful operational insight requires more than the analysis of isolated data streams. Cross-domain AI analytics addresses this challenge by integrating heterogeneous observations, identifying relationships among otherwise independent systems, and transforming distributed intelligence into coordinated enterprise-level understanding. Through multimodal fusion, behavioral correlation, coordinated optimization, and operational awareness, cloud-scale analytics enables organizations to understand how conditions in one domain influence outcomes elsewhere. Table 9.2-B26 summarizes the principal cognitive subsystems and enterprise coordination functions that support this integrated analytical capability.

Table 9.2-B26 presents the major cognitive subsystems that comprise a cross-domain AI analytics architecture for industrial environments and identifies their roles in enabling enterprise-wide coordination, optimization, and operational intelligence. The table traces the progression from multimodal telemetry integration through behavioral correlation and coordinated optimization to enterprise situational awareness and continuous learning. Together, these subsystems establish a framework through which information generated by diverse autonomous domains can be transformed into unified operational intelligence.

Unlike traditional industrial analytics, which often focuses on isolated assets, production lines, or facilities, cross-domain analytics seeks to understand relationships spanning multiple operational domains simultaneously. The architecture integrates information from automation systems, aerial platforms, autonomous vehicles, logistics networks, energy infrastructures, environmental sensing systems, and enterprise applications to create a unified representation of enterprise behavior. By doing so, it enables organizations to recognize interdependencies, anticipate cascading effects, coordinate resources, and improve decision-making at a system-wide scale.

Table 9.2-B26– Cross-Domain AI Analytics Subsystems and Enterprise Coordination Functions

Cognitive Subsystem	Primary Purpose	Core AI Technologies	Major Inputs	Principal Outputs	Enterprise Value
1. Multi-Modal Telemetry Fusion Across	Integrate heterogeneous observations into a unified	Multimodal transformers, CNNs, vision encoders,	Factory automation data, drone imagery,	Unified multimodal	Enterprise-wide data integration and

Autonomous Domains	operational context	LiDAR networks, graph learning, semantic ontologies	autonomous vehicle telemetry, logistics data, energy-system measurements, environmental sensing	operational representations	contextual understanding
2. Cross-Domain Behavioral Correlation and System-Level Insight	Identify relationships, dependencies, and emerging patterns across domains	Graph neural networks, anomaly detection, temporal transformers, causal inference, knowledge graphs	Fused operational context, historical behavior, operational events, asset relationships	Dependency models, anomaly clusters, root-cause hypotheses, risk-propagation assessments	System-level intelligence beyond domain-specific analysis
3. Coordinated Optimization Across Autonomous Domains	Coordinate decisions across manufacturing, logistics, fleets, and infrastructure	Multi-agent reinforcement learning, distributed optimization, constraint-based planning, multi-objective optimization	Predictive forecasts, resource availability, production demand, fleet status, energy forecasts	Coordinated enterprise action plans, optimized schedules, resource-allocation decisions	Enterprise-wide optimization rather than local optimization
4. Enterprise-Wide Situational	Create a unified operational	Knowledge-graph reasoning,	Correlated intelligence, optimization	Enterprise dashboards, operational	Holistic operational awareness

Awareness and Operational Intelligence	picture across all autonomous domains	predictive analytics, multimodal reasoning, risk prioritization, decision-support generation	outputs, anomaly assessments, predictive alerts	insights, recommendations, machine-readable coordination signals	
Cross-Domain Risk and Resilience Layer	Evaluate cascading risks and systemic vulnerabilities	Risk propagation models, anomaly intelligence, resilience analytics	Cross-domain dependencies, anomaly events, predictive forecasts	Enterprise risk assessments and resilience recommendations	Improved anticipation of cascading failures
Governance-Aware Coordination Layer	Ensure recommended actions remain compliant with organizational requirements	Policy reasoning, governance validation, autonomy controls	Enterprise policies, compliance constraints, optimization outputs	Authorized recommendations and policy-compliant actions	Responsible enterprise intelligence
Continuous Learning and Model Refinement Layer	Improve analytical quality through operational feedback	Federated learning, cloud training pipelines, adaptive model refinement	Operational outcomes, performance metrics, execution feedback	Updated analytical models and coordination strategies	Continuous enterprise learning

The table summarizes the principal analytical subsystems that transform independent autonomous domains into an integrated enterprise-wide intelligence environment capable of multimodal analytics, cross-domain correlation, coordinated optimization, and enterprise-level

situational awareness.

Table 9.2-B26 illustrates that cross-domain intelligence emerges through a sequence of increasingly sophisticated analytical processes that transform heterogeneous observations into coordinated enterprise action. Rather than treating autonomous systems as isolated sources of information, the architecture uses multimodal integration, dependency analysis, predictive reasoning, optimization, and continuous learning to create a unified understanding of industrial operations. The table demonstrates how cloud-scale AI can convert fragmented domain-specific intelligence into enterprise-wide situational awareness and coordinated decision support.

One of the most important observations from Table 9.2-B26 is the foundational role of **multi-modal telemetry fusion across autonomous domains**. Modern industrial enterprises generate information from a broad range of systems, including production equipment, robotic platforms, autonomous vehicles, drones, energy infrastructures, warehouse systems, and environmental sensors. Each of these domains produces data using different formats, temporal characteristics, coordinate systems, and operational semantics. The architecture therefore begins with multimodal integration processes that align, harmonize, and contextualize these observations. This capability establishes the common analytical foundation necessary for higher-level reasoning and ensures that relationships among different operational domains can be meaningfully identified and interpreted.

The table further highlights the importance of **cross-domain behavioral correlation and system-level insight generation**. Once information has been integrated into a unified operational context, AI systems can identify dependencies, interactions, and emerging patterns that are difficult to detect within individual domains. This subsystem represents a transition from monitoring isolated systems toward understanding interconnected enterprise behavior. Through graph-based reasoning, anomaly detection, temporal analysis, and causal investigation, organizations can detect how conditions originating in one operational domain may influence multiple other systems. Consequently, intelligence evolves from equipment-level awareness to enterprise-wide understanding.

Another significant feature of the table is the inclusion of **coordinated optimization across autonomous domains**. Industrial systems frequently optimize local objectives independently, but locally optimal decisions do not necessarily produce favorable enterprise-wide outcomes. Production schedules, logistics activities, energy consumption, autonomous fleets, maintenance operations, and facility resources often compete for limited organizational capacity. The architecture addresses this challenge by evaluating decisions according to their impact across multiple domains simultaneously. Through multi-agent reinforcement learning, distributed optimization, predictive coordination, and multi-objective scheduling, cross-domain analytics

supports decisions that improve overall organizational performance rather than merely optimizing isolated subsystems.

The table also demonstrates the importance of **enterprise-wide situational awareness and operational intelligence** as the culmination of the analytical process. Information generated through telemetry fusion, behavioral correlation, and optimization is synthesized into a coherent representation of enterprise conditions. This operational picture includes performance indicators, resource utilization, emerging risks, predictive alerts, optimization opportunities, and confidence assessments. As a result, decision-makers and autonomous systems gain access to a comprehensive understanding of enterprise-wide conditions rather than fragmented operational snapshots.

A particularly notable aspect of the architecture is the presence of the **cross-domain risk and resilience layer**. Industrial disruptions rarely remain confined to a single subsystem. Failures in transportation, energy infrastructure, production systems, communications networks, or logistics operations often propagate across organizational boundaries. By explicitly modeling dependencies among domains, AI systems can identify potential cascading effects and estimate how localized disturbances may influence broader operational outcomes. This capability enhances organizational resilience by supporting earlier intervention and more effective contingency planning.

The inclusion of the **governance-aware coordination layer** further emphasizes that intelligence must operate within organizational constraints. Recommendations generated by enterprise analytics are evaluated against governance policies, autonomy restrictions, regulatory requirements, and operational constraints before they influence decision-making processes. This ensures that optimization objectives remain aligned with broader organizational responsibilities and that coordinated actions remain consistent with approved governance frameworks.

Another important observation is the role of the **continuous learning and model-refinement layer**. Cross-domain intelligence is not static. Operational conditions, infrastructure configurations, equipment populations, production requirements, and organizational objectives continuously evolve over time. Feedback from operational outcomes, user interactions, optimization performance, and observed disruptions contributes to ongoing refinement of analytical models. This process enables the enterprise intelligence architecture to adapt alongside the environment it is intended to support, improving both predictive performance and coordination effectiveness.

The table further reveals a progression from **information integration to enterprise coordination**. Data from diverse domains first enter the architecture through multimodal fusion mechanisms. Correlation and dependency analysis then identify relationships among operational entities. Optimization systems evaluate alternative actions based on enterprise objectives, while situational-awareness mechanisms translate analytical outputs into actionable intelligence. Governance controls evaluate recommendations for policy compliance, and learning systems incorporate operational feedback into future analytical cycles. This progression demonstrates how raw operational observations are transformed into coordinated enterprise behavior.

From a strategic perspective, Table 9.2-B26 highlights the shift from domain-specific intelligence toward **enterprise cognitive integration**. Separate systems for manufacturing, transportation, inspection, logistics, energy management, and facility operations no longer function as isolated analytical silos. Instead, they become participants in a shared intelligence environment capable of understanding and responding to enterprise-wide conditions. This integration allows organizations to coordinate resources more effectively, recognize emerging opportunities, and mitigate risks before they propagate through interconnected systems.

Ultimately, Table 9.2-B26 demonstrates that cross-domain AI analytics transforms industrial enterprises into integrated cognitive ecosystems capable of understanding relationships across heterogeneous operational domains. Through multimodal fusion, dependency reasoning, coordinated optimization, situational awareness, resilience assessment, governance-aware recommendation generation, and continuous learning, the architecture provides a unified framework for enterprise-level intelligence. The result is a decision environment in which autonomous systems, operational personnel, and organizational leadership can act with a shared understanding of conditions, dependencies, risks, and opportunities across the entire industrial enterprise.

Table 9.2-B26 summarized the principal cognitive subsystems that enable cross-domain AI analytics, highlighting the progression from multimodal telemetry integration through behavioral correlation, coordinated optimization, and enterprise-wide situational awareness. Although each subsystem contributes a distinct analytical capability, their value emerges primarily through their interaction as components of a unified enterprise intelligence architecture. Information originating from factory automation systems, autonomous vehicles, inspection drones, logistics robots, energy infrastructure, environmental sensors, and enterprise applications must be transformed into a common operational context before meaningful cross-domain reasoning can occur. Once these relationships are established, AI systems can identify dependencies, correlate events across organizational boundaries, optimize shared resources,

and coordinate actions among heterogeneous autonomous domains. Figure 9.2-B26 illustrates this integrated analytical framework and demonstrates how distributed observations are converted into enterprise-wide intelligence, coordinated decision-making, and continuous organizational learning.

Figure 9.2-B26 presents a cross-domain AI analytics architecture for enterprise intelligence, multimodal correlation, and coordinated autonomous operations. The architecture illustrates how operational information from heterogeneous autonomous domains is integrated, analyzed, correlated, and transformed into coordinated enterprise actions. The figure demonstrates that enterprise intelligence is not derived from any single autonomous domain but emerges through the interaction of manufacturing systems, aerial inspection platforms, autonomous vehicles, logistics networks, energy infrastructure, IoT ecosystems, and enterprise applications.

The architecture also highlights the progressive transformation of information throughout the analytical lifecycle. Raw observations are first integrated through multimodal fusion and semantic harmonization. Correlation mechanisms then identify dependencies and behavioral relationships across domains. Optimization systems coordinate decisions across interconnected operational environments, while situational-awareness mechanisms transform analytical findings into actionable intelligence. Continuous learning mechanisms subsequently refine analytical models using operational feedback, creating a self-improving enterprise intelligence ecosystem.

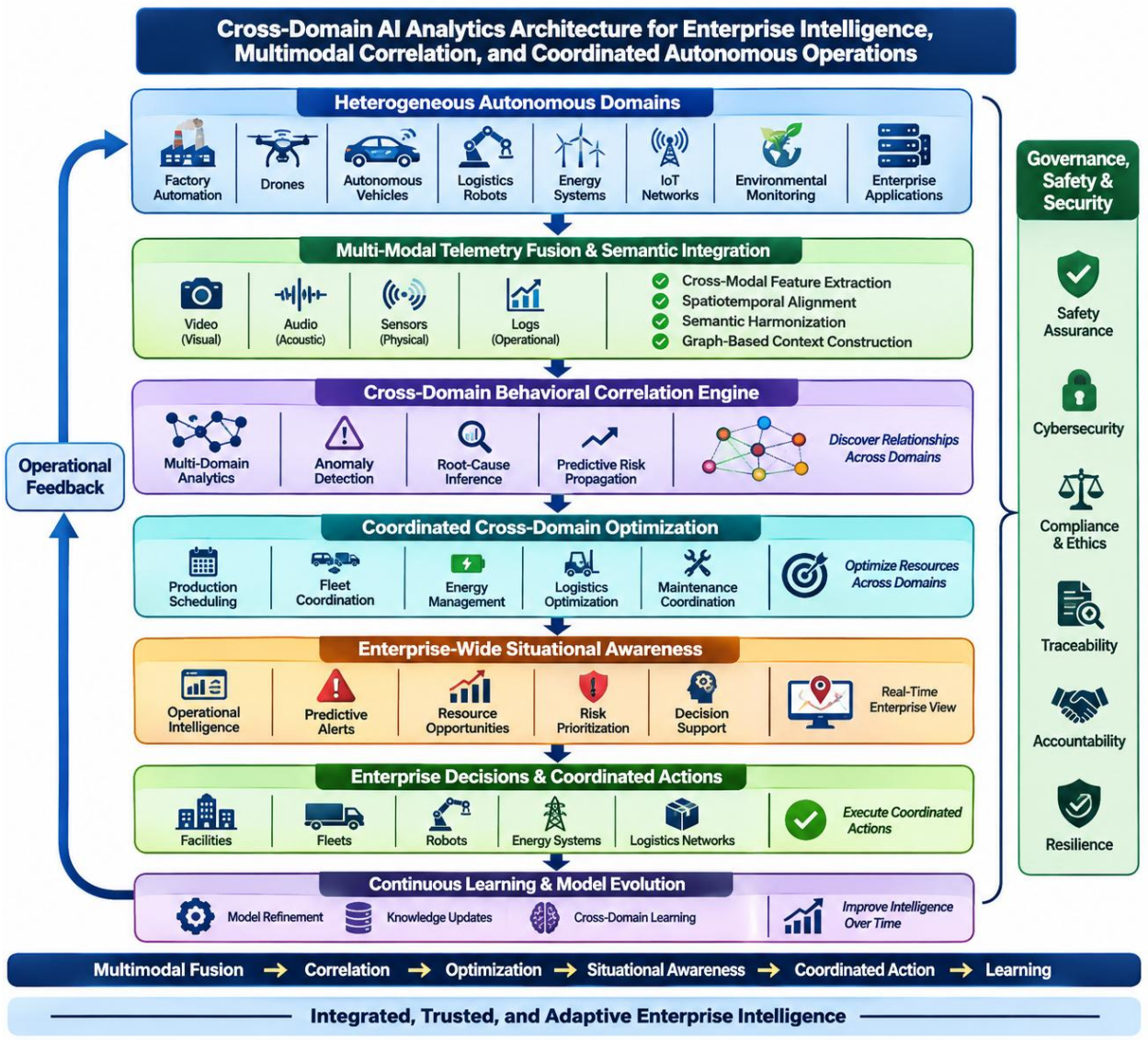

Figure 9.2-B26 – Cross-Domain AI Analytics Architecture for Enterprise Intelligence, Multimodal Correlation, and Coordinated Autonomous Operations

The figure illustrates an enterprise-scale analytics architecture that integrates operational information across heterogeneous autonomous domains, including factory automation, aerial inspection drones, autonomous vehicles, logistics robots, energy systems, IoT sensing networks, environmental monitoring infrastructure, and enterprise information systems. Multimodal telemetry fusion and semantic integration establish a unified operational context through cross-modal feature extraction, spatiotemporal alignment, semantic harmonization, and graph-based contextual modeling. Cross-domain behavioral-correlation mechanisms identify dependencies, anomaly relationships, root-cause explanations, and risk-propagation pathways across otherwise independent domains. Coordinated optimization engines align production schedules, fleet activities, energy utilization, logistics operations, and maintenance activities according to enterprise objectives. Enterprise-wide situational-awareness

mechanisms generate operational intelligence, predictive alerts, risk assessments, decision-support recommendations, and resource-allocation opportunities. Operational actions, outcomes, and feedback are incorporated into continuous-learning systems that support ongoing refinement of cross-domain analytical models, creating an integrated and adaptive enterprise intelligence environment.

Legend

Figure Element	***Description***
Heterogeneous Autonomous Domains	*Independent operational domains contributing information to enterprise-wide intelligence.*
Factory Automation	*Production systems, machinery, industrial controllers, robotics, and manufacturing processes.*
Drones	*Aerial inspection systems providing imagery, thermal measurements, LiDAR observations, and infrastructure assessments.*
Autonomous Vehicles	*Ground vehicles supplying navigation, localization, route-planning, diagnostic, and utilization information.*
Logistics Robots	*Warehouse automation systems, material-handling platforms, and inventory-management agents.*
Energy Systems	*Electrical infrastructure, battery systems, renewable generation assets, and microgrid resources.*
IoT Networks	*Distributed sensing systems generating equipment, environmental, and infrastructure telemetry.*
Environmental Monitoring	*Weather, air quality, occupancy, structural, and environmental sensing infrastructures.*
Enterprise Applications	*ERP systems, scheduling platforms, inventory systems, maintenance systems, and business-process applications.*
Multi-Modal Telemetry Fusion and Semantic Integration	*Establishes a unified operational context from heterogeneous information sources.*

Video (Visual)	*Imagery and visual observations from cameras and inspection systems.*
Audio (Acoustic)	*Acoustic monitoring, vibration-derived sound information, and operational audio measurements.*
Sensors (Physical)	*Numerical telemetry generated by industrial devices and infrastructure systems.*
Logs (Operational)	*Event records, maintenance information, operational histories, and enterprise transactions.*
Cross-Modal Feature Extraction	*Derives meaningful representations from heterogeneous information sources.*
Spatiotemporal Alignment	*Aligns observations across time and geographic location.*
Semantic Harmonization	*Establishes common meaning across different data structures and domains.*
Graph-Based Context Construction	*Models relationships among assets, systems, facilities, and operational entities.*
Cross-Domain Behavioral Correlation Engine	*Identifies dependencies, patterns, and relationships across operational domains.*
Multi-Domain Analytics	*Analytical processing across multiple autonomous environments.*
Anomaly Detection	*Identifies unusual or abnormal cross-domain operating conditions.*
Root-Cause Inference	*Investigates plausible explanations for observed abnormalities.*
Predictive Risk Propagation	*Estimates how disruptions may spread through interconnected systems.*

Coordinated Cross-Domain Optimization	*Aligns decisions and resources across multiple operational domains.*
Production Scheduling	*Coordination of manufacturing activities and facility workloads.*
Fleet Coordination	*Optimization of vehicle, robot, and transportation operations.*
Energy Management	*Coordination of energy generation, storage, allocation, and consumption.*
Logistics Optimization	*Management of inventory movement, material handling, and transportation resources.*
Maintenance Coordination	*Alignment of maintenance activities with production and logistics requirements.*
Enterprise-Wide Situational Awareness	*Provides a unified view of enterprise operations and emerging conditions.*
Operational Intelligence	*Enterprise-level performance and operational-state awareness.*
Predictive Alerts	*Early-warning notifications concerning future risks and disruptions.*
Resource Opportunities	*Identification of optimization opportunities and resource reallocation options.*
Risk Prioritization	*Ranking of emerging issues according to consequence and urgency.*
Decision Support	*Generation of recommendations and coordination strategies.*
Enterprise Decisions and Coordinated Actions	*Translation of analytical intelligence into operational responses.*

Continuous Learning and Model Evolution	*Improves analytical models using operational outcomes and execution feedback.*
Governance, Safety, and Security	*Ensures analytics and recommendations remain aligned with organizational requirements.*
Compliance and Ethics	*Enforces policy, regulatory, and ethical constraints.*
Traceability	*Maintains transparency and accountability for analytical decisions.*
Accountability	*Supports review and validation of enterprise actions.*
Resilience	*Supports continuity and adaptation during disruptions.*
Operational Feedback Loop	*Returns execution outcomes to analytical and learning systems for refinement.*

Figure 9.2-B26 illustrates how cross-domain AI analytics transforms operationally fragmented autonomous systems into an integrated enterprise intelligence environment. Rather than treating factories, drones, vehicles, energy systems, and logistics networks as independent analytical domains, the architecture establishes mechanisms for understanding their relationships, correlating their behavior, coordinating their decisions, and continuously improving enterprise performance through shared learning. The figure demonstrates that enterprise intelligence emerges from the integration of multiple operational perspectives into a common analytical framework.

One of the most significant insights provided by Figure 9.2-B26 is that **enterprise-scale intelligence begins with integration rather than prediction**. Industrial organizations frequently operate numerous autonomous systems, each optimized for specific tasks and operational objectives. The figure demonstrates that meaningful enterprise intelligence requires these heterogeneous sources of information to be integrated into a common analytical environment before relationships and dependencies can be understood. Consequently, multimodal fusion serves as the foundation of the entire cross-domain intelligence architecture.

The architecture further emphasizes the importance of **semantic integration and contextual alignment**. Data generated by drones, vehicles, production systems, sensors, and enterprise applications differ significantly in structure, meaning, time scale, and operational purpose. Through semantic harmonization, graph-based context construction, and spatiotemporal

alignment, the architecture establishes a unified representation of operational activity. This process enables AI systems to evaluate information according to its operational significance rather than treating observations as isolated measurements.

Another important observation concerns the role of the **cross-domain behavioral correlation engine**. Many industrial problems emerge through interactions among multiple systems rather than within a single operational domain. By analyzing anomaly relationships, dependency structures, temporal patterns, and risk-propagation pathways, the architecture reveals interactions that would likely remain invisible within isolated monitoring systems. This capability enables organizations to understand how localized events influence broader enterprise behavior.

The figure also highlights the distinction between **correlation and optimization**. Correlation identifies relationships, dependencies, and emerging risks, whereas optimization translates those insights into coordinated decisions. The coordinated optimization layer aligns production schedules, fleet operations, logistics workflows, maintenance activities, and energy utilization according to enterprise objectives. In effect, the architecture converts analytical understanding into actionable operational coordination.

A particularly valuable aspect of the figure is its depiction of **enterprise-wide situational awareness** as the convergence point of the architecture. The various intelligence streams generated through multimodal integration, behavioral correlation, risk analysis, and optimization are synthesized into a unified operational picture. Decision-makers therefore gain visibility not only into isolated processes but also into broader organizational conditions, dependencies, vulnerabilities, and opportunities.

The architecture further illustrates how **enterprise decisions and coordinated actions** emerge from analytical intelligence. Recommendations generated through cross-domain analysis are translated into specific actions affecting facilities, fleets, robots, energy infrastructures, and logistics networks. This capability bridges the traditional gap between analytics and operations by ensuring that analytical outputs contribute directly to enterprise decision-making.

Another important insight conveyed by the figure is the role of **continuous learning and model evolution**. Operational outcomes are not viewed as endpoints. Instead, execution results, feedback signals, and observed performance characteristics are used to update analytical models and coordination strategies. This feedback structure enables the architecture to improve over time as organizational conditions, equipment populations, and operational priorities evolve.

The governance mechanisms shown along the right side of the figure further reinforce the

principle that enterprise intelligence must remain accountable and trustworthy. Safety, cybersecurity, ethics, traceability, compliance, accountability, and resilience collectively constrain how analytical outputs are generated and applied. As a result, enterprise coordination remains aligned with organizational objectives and governance requirements.

The operational feedback loop shown on the left side of the figure is equally important because it demonstrates that enterprise intelligence functions as a recurring lifecycle rather than a one-way analytical process. Operational actions influence outcomes, outcomes generate new observations, observations produce new intelligence, and intelligence informs subsequent actions. This cyclical relationship enables continuous adaptation and organizational learning.

Ultimately, Figure 9.2-B26 demonstrates that cross-domain AI analytics serves as the enterprise nervous system of a modern industrial ecosystem. Through multimodal fusion, behavioral correlation, coordinated optimization, situational awareness, continuous learning, and governance-aware decision support, the architecture transforms diverse autonomous domains into a unified cognitive environment capable of coordinated, intelligent, and resilient operation at enterprise scale.

i. Multi-Modal Telemetry Fusion Across Autonomous Domains

The foundation of cross-domain intelligence is the ability to integrate heterogeneous telemetry generated by autonomous systems with fundamentally different sensing modalities, data structures, sampling frequencies, spatial references, and operational meanings.

Industrial ecosystems may generate information from the following domains:

- **Factory automation systems:** Programmable logic controller (PLC) signals, industrial sensor measurements, robot trajectories, conveyor states, machine operating parameters, production-cycle information, and equipment diagnostics.
- **Aerial inspection systems:** Drone imagery, video streams, LiDAR point clouds, thermal measurements, geospatial coordinates, structural inspection results, and environmental observations.
- **Autonomous vehicles:** Localization estimates, camera and radar observations, LiDAR perception, vehicle trajectories, battery health, navigation decisions, route conditions, and vehicle diagnostic information.
- **Logistics robots and warehouse systems:** Autonomous navigation states, inventory positions, load conditions, task queues, material-handling activities, traffic patterns, and warehouse congestion indicators.

- **Energy and infrastructure systems:** Grid load measurements, microgrid operating states, renewable generation patterns, battery storage conditions, charging demand, power quality, and energy consumption profiles.
- **Environmental and facility sensing networks:** Temperature, humidity, air quality, vibration, occupancy, structural conditions, and other contextual measurements affecting industrial operations.

These information sources differ significantly in their representation and temporal characteristics. A PLC may generate measurements at millisecond intervals, a drone may produce high-resolution image sequences during periodic inspections, and an autonomous vehicle may report localization and navigation information continuously. Energy infrastructure may provide measurements at yet another temporal resolution.

Consequently, simply combining these streams is insufficient. Cross-domain intelligence requires AI-assisted mechanisms capable of aligning information temporally, spatially, semantically, and contextually.

Cloud AI performs several important integration functions:

- **Cross-modal feature extraction:** Multimodal transformers, convolutional neural networks (CNNs), vision encoders, point-cloud networks, and sensor-fusion models extract meaningful representations from images, video, LiDAR, numerical telemetry, and other industrial data sources. These representations allow information from different modalities to be compared and analyzed within a shared analytical framework.
- **Spatiotemporal alignment and fusion:** Temporal models and synchronization mechanisms align observations generated at different sampling rates, while spatial registration and coordinate transformations establish relationships among machines, vehicles, drones, facilities, and environmental locations.
- **Semantic harmonization:** Industrial ontologies, knowledge graphs, asset registries, and digital-thread mappings associate different data structures with common concepts, equipment identities, operating states, and process relationships. This prevents semantically different measurements from being incorrectly treated as equivalent.
- **Graph-based contextual integration:** Graph neural networks (GNNs) and relational learning models represent dependencies among equipment, production processes, facilities, transportation routes, energy resources, and environmental conditions.
- **Context-aware representation learning:** Multimodal AI models combine sensor observations with operational metadata, maintenance histories, production schedules,

geographic information, and other contextual information to construct more meaningful representations of industrial conditions.

- **Confidence and provenance management:** Fusion mechanisms preserve information about data origin, timestamps, sensor reliability, measurement uncertainty, and processing history so that downstream models can distinguish reliable observations from incomplete or uncertain information.

The preceding discussion demonstrated that cross-domain intelligence depends on more than collecting data from multiple autonomous systems. Industrial environments generate telemetry from diverse sources, including factory automation platforms, aerial inspection systems, autonomous vehicles, logistics robots, energy infrastructures, and facility-sensing networks. Each source produces information using different data structures, sensing modalities, temporal resolutions, spatial references, and operational contexts. To transform these heterogeneous observations into actionable enterprise intelligence, organizations require mechanisms capable of extracting meaningful features, establishing relationships among observations, preserving contextual meaning, and representing diverse forms of information within a common analytical framework. Table 9.2-B27 summarizes the principal functions that support multi-modal telemetry fusion across autonomous domains and illustrates how cloud-based AI systems integrate heterogeneous observations into unified operational representations.

Table 9.2-B27 presents the major functions associated with multi-modal telemetry fusion across autonomous industrial domains. The table identifies the primary information sources involved in cross-domain integration, the AI and analytical methods used to support fusion activities, the outputs generated through those processes, and the resulting contributions to enterprise intelligence. Collectively, these functions enable organizations to combine operational data originating from automation systems, aerial platforms, autonomous vehicles, logistics infrastructures, energy systems, and environmental sensing networks into coherent representations that support cross-domain reasoning, enterprise-wide situational awareness, and coordinated decision-making.

Table 9.2-B27 – Multi-Modal Telemetry Fusion Functions Across Autonomous Domains

Telemetry Fusion Function	Primary Inputs	AI and Analytical Methods	Outputs	Cross-Domain Contribution
Cross-Modal Feature Extraction	Images, video, LiDAR, telemetry,	CNNs, multimodal transformers, vision	Shared feature representations	Enables comparison across

	sensor measurements	encoders, sensor-fusion models		heterogeneous modalities
Spatiotemporal Alignment and Fusion	Time-series data, geospatial observations, operational events	Temporal synchronization, coordinate transformations, time-alignment models	Aligned cross-domain observations	Establishes common context
Semantic Harmonization	Asset records, industrial telemetry, operational metadata	Ontologies, knowledge graphs, semantic models	Unified semantic representations	Reduces interpretation ambiguity
Graph-Based Contextual Integration	Equipment relationships, workflows, infrastructure dependencies	Graph neural networks (GNNs), relational learning	Dependency-aware operational context	Reveals interconnections among systems
Context-Aware Representation Learning	Telemetry, maintenance records, schedules, geospatial information	Representation learning, multimodal embeddings	Operational-state representations	Improves situational understanding
Confidence and Provenance Management	Sensor reliability metrics, timestamps, processing histories	Uncertainty estimation, provenance tracking	Trust-aware data products	Supports reliable decision-making

Industrial Telemetry Fusion	PLC signals, machine diagnostics, robot trajectories	Sensor fusion, temporal analytics	Integrated operational views	Connects automation systems
Aerial Observation Fusion	Drone imagery, thermal sensing, LiDAR observations	Computer vision, geospatial analytics	Infrastructure-condition insights	Extends situational awareness
Autonomous Vehicle Data Integration	Localization, navigation, diagnostics, route information	Multi-sensor perception, mobility analytics	Mobility intelligence	Supports fleet coordination
Warehouse and Logistics Fusion	Inventory locations, robotic workflows, task queues	Operational analytics, workflow modeling	Logistics-state representations	Improves material-flow visibility
Energy and Infrastructure Integration	Power systems, storage assets, consumption measurements	Energy analytics, forecasting models	Energy-operational context	Connects infrastructure and operations
Unified Multimodal Context Generation	All fused telemetry domains	Cross-domain knowledge integration	Enterprise operational context	Supports coordinated intelligence

Source: *Adapted from multimodal AI architectures, industrial sensor-fusion frameworks, cyber-physical analytics platforms, graph-based industrial intelligence systems, and enterprise operational-intelligence architectures.*

Understanding Multi-Modal Industrial Intelligence

Table 9.2-B27 illustrates how industrial AI systems transform heterogeneous observations originating from multiple autonomous domains into integrated operational knowledge. Modern industrial environments increasingly depend on diverse sensing technologies, autonomous

platforms, machine intelligence systems, and distributed operational infrastructures. Because these systems observe different aspects of the operating environment, meaningful enterprise intelligence often requires their information to be analyzed collectively rather than independently.

A central concept represented throughout the table is that information integration is not merely a process of aggregating data. Rather, it requires mechanisms capable of interpreting, aligning, contextualizing, and relating observations generated by fundamentally different sensing and operational systems.

Extracting Meaning from Diverse Data Types

The first function identified in the table is **Cross-Modal Feature Extraction**.

Industrial environments generate many forms of information, including images, video, LiDAR scans, numerical telemetry, time-series measurements, machine diagnostics, and environmental observations. These data sources differ substantially in structure and representation.

AI techniques such as convolutional neural networks, multimodal transformers, vision encoders, and sensor-fusion models convert raw observations into feature representations that can be compared and analyzed across modalities. This process establishes a common analytical foundation for cross-domain intelligence.

Establishing Temporal and Spatial Consistency

The table highlights **Spatiotemporal Alignment and Fusion** as a critical integration capability.

Observations generated by different systems frequently occur at different times, sampling frequencies, and locations. A programmable logic controller may produce measurements every few milliseconds, while a drone inspection may occur only periodically. Similarly, observations collected by autonomous vehicles and facility sensors may refer to different spatial coordinate systems.

Alignment and fusion mechanisms synchronize these observations in time and space, enabling relationships among otherwise disconnected events to be identified and analyzed.

Creating Shared Meaning Through Semantic Harmonization

The **Semantic Harmonization** function addresses differences in how information is represented across systems.

Similar operational concepts may appear in different forms depending on the originating platform, equipment type, software application, or operational domain. Industrial ontologies,

knowledge graphs, digital-thread architectures, and semantic models create shared representations that connect observations to common concepts and operational meanings.

This harmonization helps prevent misinterpretation while supporting more consistent analysis.

Understanding Relationships Through Graph-Based Integration

Industrial systems rarely operate as isolated entities.

The **Graph-Based Contextual Integration** function uses graph neural networks and relational-learning methods to represent equipment dependencies, process relationships, facility connections, logistics interactions, and infrastructure linkages. These representations allow AI systems to understand how changes in one domain may influence conditions elsewhere.

As a result, cross-domain intelligence becomes capable of reasoning about complex industrial interdependencies.

Incorporating Operational Context

The table identifies **Context-Aware Representation Learning** as an important capability for interpreting industrial conditions.

Observations rarely have meaning in isolation. Sensor measurements may depend upon maintenance history, operating schedules, environmental conditions, workforce activities, production requirements, or geographic context.

Context-aware learning combines telemetry with supplemental information to produce richer representations of operational reality. These representations support more accurate interpretation and reasoning.

Preserving Trust Through Confidence Management

The **Confidence and Provenance Management** function recognizes that industrial observations may vary in quality, reliability, completeness, and certainty.

Fusion systems therefore retain information regarding measurement confidence, sensor reliability, timestamps, processing history, and data origin. This information allows downstream AI systems to distinguish highly reliable observations from uncertain or incomplete inputs.

Confidence management contributes to transparency and supports more informed analytical decisions.

Integrating Factory Automation Information

The table further highlights **Industrial Telemetry Fusion** as a major application area.

Factory automation systems generate operational information regarding machine states, robot activities, equipment diagnostics, production processes, and industrial control systems. Integrating these observations provides visibility into manufacturing operations and supports higher-level enterprise analysis.

This information often serves as the operational core around which other data sources are integrated.

Incorporating Aerial Observations

The **Aerial Observation Fusion** function extends industrial intelligence beyond ground-level sensing.

Drone imagery, thermal observations, video streams, LiDAR scans, and geospatial information provide perspectives that may not be available through traditional industrial sensors. When integrated with operational telemetry, these observations can support infrastructure inspection, anomaly detection, maintenance planning, and asset monitoring.

Aerial systems therefore contribute additional dimensions of situational awareness.

Supporting Mobility Intelligence

The table identifies **Autonomous Vehicle Data Integration** as another important fusion capability.

Vehicle localization data, route information, navigation decisions, environmental observations, diagnostic measurements, and perception outputs provide information about movement throughout industrial environments. Integrating these observations with facility, logistics, and operational data improves overall visibility into transportation and mobility activities.

This capability is particularly important in large industrial campuses, warehouses, and logistics environments.

Coordinating Logistics and Material Flows

The **Warehouse and Logistics Fusion** function focuses on operational information associated with inventory, material handling, robotic workflows, storage systems, and fulfillment activities.

Combining these observations with production information, transportation data, and operational planning systems enables organizations to understand the movement of resources across multiple operational domains.

Such integration supports coordination among manufacturing, warehousing, and logistics operations.

Connecting Energy and Operational Intelligence

Energy systems increasingly function as active participants within industrial environments.

The **Energy and Infrastructure Integration** function combines information regarding generation systems, storage assets, power quality, energy consumption, charging infrastructures, and grid conditions. Integrating these observations with operational activities reveals relationships between energy behavior and industrial performance.

This capability becomes increasingly important as industrial systems adopt electrification, distributed energy resources, and autonomous charging infrastructures.

Constructing Unified Operational Context

A broader theme emerging from Table 9.2-B27 is the concept of **Unified Multimodal Context Generation**.

The ultimate objective of telemetry fusion is not merely to combine data streams. Rather, it is to construct coherent operational representations capable of supporting enterprise-wide reasoning and decision-making. These representations provide shared situational awareness across otherwise separate operational domains.

Through unified context generation, organizations can analyze complex interactions among equipment, facilities, vehicles, infrastructure, people, and environmental conditions.

From Data Collection to Enterprise Understanding

The progression represented in the table illustrates an important transformation.

Industrial organizations traditionally focused on collecting and storing operational data. Multi-modal telemetry fusion extends this approach by establishing relationships among diverse observations and creating meaningful context. This shift allows enterprises to move beyond isolated monitoring toward integrated understanding of industrial behavior.

Consequently, telemetry becomes a source of organizational intelligence rather than merely a record of operational activity.

Overall Significance

Overall, Table 9.2-B27 demonstrates how multi-modal telemetry fusion enables industrial organizations to construct unified operational awareness across diverse autonomous domains. Through feature extraction, spatiotemporal alignment, semantic harmonization, graph-based integration, contextual learning, confidence management, and cross-domain information fusion, cloud-based AI systems transform heterogeneous observations into coherent enterprise

representations. These capabilities provide the informational foundation required for cross-domain analytics, predictive intelligence, coordinated decision-making, and enterprise-wide situational awareness across increasingly complex industrial ecosystems.

For example, consider an industrial facility in which a drone captures thermal imagery of an elevated electrical distribution system while ground-based sensors monitor equipment temperature, current, and vibration. Cross-modal AI can combine the aerial observations with ground-level telemetry, asset location information, and historical operating conditions. The resulting representation may reveal that a localized thermal anomaly corresponds to an electrical component experiencing abnormal loading.

The analytical value comes not simply from collecting both datasets, but from establishing their spatial, temporal, and operational relationships.

While Table 9.2-B27 summarizes the principal functions supporting multi-modal telemetry fusion across autonomous domains, these functions are most effectively understood as components of an integrated cloud-based fusion architecture. In practice, telemetry generated by factory automation systems, aerial inspection platforms, autonomous vehicles, logistics infrastructures, energy systems, and environmental sensors cannot be analyzed independently if organizations seek a comprehensive understanding of enterprise operations. Feature extraction, temporal alignment, spatial registration, semantic harmonization, contextual modeling, and confidence management operate together to transform heterogeneous observations into coherent representations of industrial activity. Figure 9.2-B27 illustrates this architecture and demonstrates how cloud-based multimodal AI converts diverse telemetry streams into unified operational context capable of supporting cross-domain analytics and enterprise intelligence.

Figure 9.2-B27 presents an architecture for multi-modal telemetry fusion across autonomous industrial domains. The figure illustrates how heterogeneous telemetry originating from automation systems, aerial platforms, autonomous vehicles, logistics infrastructures, energy systems, and facility-sensing networks is integrated through a cloud-hosted fusion layer that performs alignment, synchronization, semantic interpretation, contextual modeling, and confidence management. The resulting multimodal representations provide a unified operational view that supports enterprise-wide situational awareness, predictive analytics, anomaly detection, coordination, and decision-making across previously disconnected operational domains.

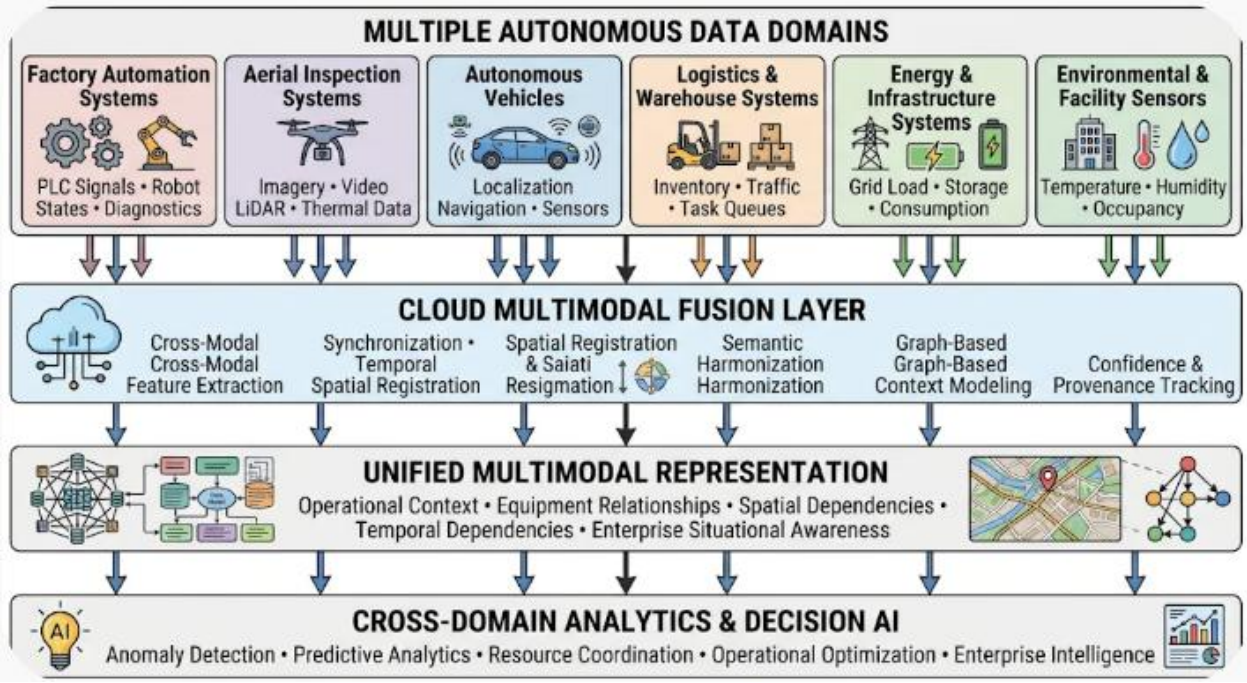

Figure 9.2-B27 – Multi-Modal Telemetry Fusion Architecture Across Autonomous Domains

The figure illustrates how heterogeneous telemetry generated by multiple autonomous industrial domains is transformed into unified operational intelligence through cloud-based multimodal fusion services. Telemetry from factory automation systems, aerial inspection platforms, autonomous vehicles, warehouse systems, energy infrastructures, and environmental sensor networks is processed through feature extraction, temporal synchronization, spatial registration, semantic harmonization, graph-based contextual modeling, and confidence management mechanisms. The resulting multimodal representation supports cross-domain analytics, predictive intelligence, anomaly detection, resource coordination, operational optimization, and enterprise-wide situational awareness.

Legend

Figure Element	***Description***
Multiple Autonomous Data Domains	*Collection of heterogeneous telemetry sources participating in enterprise intelligence generation.*
Factory Automation Systems	*Manufacturing and industrial-control environments producing operational telemetry and equipment-state information.*
PLC Signals	*Control-system measurements generated by programmable logic controllers.*

Robot States	*Operational and behavioral information describing industrial robotic activities.*
Diagnostics	*Equipment-health and performance-monitoring information.*
Aerial Inspection Systems	*Drone-based observation platforms supporting inspection and monitoring activities.*
Imagery	*Visual observations captured by aerial sensing systems.*
LiDAR	*Three-dimensional spatial measurements obtained through laser scanning.*
Thermal Data	*Temperature-related observations supporting condition assessment and anomaly detection.*
Autonomous Vehicles	*Ground-based autonomous transportation and mobility platforms.*
Localization	*Position-estimation information used for navigation and tracking.*
Navigation	*Route-planning and mobility-related operational data.*
Sensors	*Vehicle-mounted sensing systems collecting environmental observations.*
Logistics & Warehouse Systems	*Material-handling and inventory-management environments.*
Inventory	*Information describing inventory status and location.*
Traffic	*Movement and congestion information associated with logistics operations.*
Task Queues	*Operational workload and assignment information.*
Energy & Infrastructure Systems	*Power-generation, storage, and distribution environments.*
Grid Load	*Electrical-demand measurements and operating conditions.*

Storage	*Energy-storage-system telemetry and status information.*
Consumption	*Energy-utilization measurements across operational environments.*
Environmental & Facility Sensors	*Contextual sensing systems observing facility conditions.*
Temperature	*Thermal measurements describing environmental conditions.*
Humidity	*Atmospheric moisture measurements.*
Occupancy	*Facility-utilization and presence-monitoring information.*
Cloud Multimodal Fusion Layer	*Centralized analytical environment responsible for integrating heterogeneous telemetry.*
Cross-Modal Feature Extraction	*Conversion of heterogeneous data into shared machine-learning representations.*
Synchronization	*Temporal alignment of observations generated at different timescales.*
Temporal Alignment	*Association of events occurring across different observation frequencies.*
Spatial Registration	*Alignment of observations within shared coordinate and location frameworks.*
Semantic Harmonization	*Translation of domain-specific information into common semantic concepts.*
Graph-Based Context Modeling	*Representation of relationships among assets, facilities, processes, and operational entities.*
Confidence & Provenance Tracking	*Preservation of reliability, uncertainty, timestamps, and source information.*
Unified Multimodal Representation	*Integrated operational context generated from fused telemetry.*

Operational Context	*Contextual understanding of industrial operating conditions.*
Equipment Relationships	*Connections among industrial assets and operational resources.*
Spatial Dependencies	*Relationships associated with facility layout and physical location.*
Temporal Dependencies	*Relationships involving time, event sequencing, and operational schedules.*
Enterprise Situational Awareness	*Organization-wide visibility into operational conditions and events.*
Cross-Domain Analytics & Decision AI	*AI layer performing enterprise-level reasoning and decision support.*
Anomaly Detection	*Identification of unusual or unexpected operational behavior.*
Predictive Analytics	*Forecasting and future-state estimation based on fused observations.*
Resource Coordination	*Optimization of resources across multiple operational domains.*
Operational Optimization	*Improvement of industrial performance and efficiency through integrated analytics.*
Enterprise Intelligence	*Organization-wide analytical insight generated from multimodal information.*

Understanding Multi-Modal Fusion in Industrial Environments

Figure 9.2-B27 illustrates how industrial organizations transform heterogeneous telemetry generated by multiple autonomous domains into integrated operational intelligence. The architecture highlights the progression from isolated observations toward enterprise-wide situational awareness by means of multimodal AI and cloud-based data-integration services.

A central concept represented by the figure is that effective industrial intelligence requires understanding relationships among observations rather than merely collecting information from multiple sources.

Capturing Information from Diverse Autonomous Domains

The architecture begins with **Multiple Autonomous Data Domains**.

Factory automation systems, aerial inspection platforms, autonomous vehicles, logistics infrastructures, energy systems, and facility-sensing networks each observe different aspects of industrial operations. These systems generate information using different sensing technologies, coordinate systems, temporal resolutions, and operational semantics.

As a result, their data cannot be directly combined without additional processing.

Integrating Heterogeneous Observations

The **Cloud Multimodal Fusion Layer** provides the mechanisms necessary for integrating these observations.

Cross-modal feature extraction converts diverse inputs into machine-interpretable representations. Temporal alignment synchronizes data generated at different sampling frequencies. Spatial registration establishes common location references. Semantic harmonization connects observations to shared industrial concepts. Graph-based contextual modeling represents operational dependencies. Confidence tracking preserves information regarding reliability and uncertainty.

Together, these processes transform heterogeneous information into a common analytical foundation.

Constructing a Shared Operational Representation

The next stage of the architecture is the **Unified Multimodal Representation**.

This layer combines fused observations into an integrated operational context that includes equipment relationships, temporal relationships, spatial dependencies, and broader situational information. Rather than analyzing drones, robots, vehicles, infrastructure systems, and factory equipment separately, the architecture develops a unified representation that reflects their interactions.

This representation serves as the primary source of context for downstream analytics.

Supporting Enterprise Intelligence and Decision-Making

The **Cross-Domain Analytics & Decision AI** layer utilizes the multimodal representation to support enterprise reasoning.

Anomaly-detection systems identify unusual behavior across domains. Predictive models estimate future conditions. Resource-coordination algorithms optimize the use of equipment, personnel, vehicles, and infrastructure. Operational-optimization systems evaluate opportunities for improving performance. Enterprise-intelligence mechanisms synthesize information into actionable organizational insights.

These capabilities become possible because observations have already been integrated into a coherent operational framework.

Preserving Context and Reliability

An important feature illustrated by the figure is the inclusion of **Confidence & Provenance Tracking** within the fusion process.

Industrial observations may differ in quality, completeness, reliability, and temporal freshness. Confidence tracking preserves these characteristics rather than treating all observations as equally reliable. This information supports more transparent reasoning and helps downstream systems account for uncertainty when generating recommendations.

Consequently, the architecture maintains both informational richness and analytical trustworthiness.

From Data Streams to Operational Understanding

A broader lesson illustrated by Figure 9.2-B27 is the distinction between collecting data and generating understanding.

Industrial systems increasingly produce enormous volumes of information. However, operational intelligence emerges only when observations can be interpreted within their appropriate temporal, spatial, semantic, and operational contexts. The fusion architecture provides the mechanisms necessary to construct this context.

Thus, the figure emphasizes that multimodal fusion is fundamentally a process of meaning creation rather than data aggregation.

Supporting Cross-Domain Coordination

The architecture also highlights the importance of coordination among otherwise independent domains.

Information collected by drones may influence maintenance decisions. Vehicle telemetry may affect logistics planning. Factory operations may influence energy consumption. Environmental conditions may affect both production and mobility activities.

The multimodal fusion layer allows these interdependencies to become visible and analyzable within a unified framework.

Overall Significance

Overall, Figure 9.2-B27 demonstrates how cloud-based multimodal fusion transforms heterogeneous industrial telemetry into unified operational intelligence. Through feature extraction, spatiotemporal alignment, semantic harmonization, graph-based contextual modeling, and confidence management, the architecture establishes a common analytical environment that connects factory automation systems, aerial platforms, autonomous vehicles, logistics infrastructures, energy systems, and environmental sensing networks. The resulting multimodal representations support cross-domain analytics, predictive intelligence, coordinated decision-making, and enterprise-wide situational awareness across complex industrial ecosystems.

A critical design consideration is that multimodal fusion must preserve the context needed for reliable interpretation. Missing observations, inconsistent timestamps, sensor calibration differences, and uncertain localization can otherwise introduce misleading correlations. Therefore, the cloud integration layer retains confidence estimates, data provenance, and quality indicators alongside the fused representations.

The resulting output is a **unified multimodal operational context** that allows AI systems to interpret industrial activity across otherwise separate autonomous domains.

The discussion of **Multi-Modal Telemetry Fusion Across Autonomous Domains** established the informational foundation required for cross-domain industrial intelligence. Through feature extraction, temporal synchronization, spatial registration, semantic harmonization, contextual modeling, and provenance management, heterogeneous observations from automation systems, drones, autonomous vehicles, logistics platforms, energy infrastructures, and environmental sensors can be transformed into a unified operational context. This fusion process enables AI systems to observe industrial activity through a common analytical framework rather than through isolated domain-specific perspectives. However, constructing a unified representation of operational conditions is only the first step in extracting meaningful enterprise intelligence.

Once heterogeneous observations have been integrated, organizations must determine how behaviors occurring in one operational domain relate to events, decisions, conditions, and outcomes occurring elsewhere. Industrial systems rarely operate as independent entities. A production bottleneck may increase warehouse congestion, logistics delays may affect manufacturing schedules, energy constraints may alter vehicle-charging behavior, and

infrastructure anomalies identified by aerial inspection systems may influence maintenance priorities and resource allocation decisions. Although these events may originate within different systems and appear unrelated when viewed independently, they often represent interconnected manifestations of broader operational dynamics.

This requirement gives rise to **Cross-Domain Behavioral Correlation and System-Level Insight**. Whereas telemetry fusion focuses on creating integrated representations of heterogeneous observations, behavioral correlation seeks to understand relationships among those observations and identify patterns that span multiple operational domains. Cloud-based AI systems analyze how actions, states, events, predictions, and operational outcomes propagate across facilities, equipment populations, autonomous fleets, logistics networks, and infrastructure systems. Through this process, organizations can move beyond isolated event detection toward understanding how behaviors in one part of the enterprise influence conditions elsewhere.

A particularly important challenge involves distinguishing meaningful relationships from coincidental correlations. Large industrial ecosystems generate enormous volumes of operational data, and many events occur simultaneously without necessarily being causally related. Consequently, behavioral-correlation systems must combine statistical analysis, graph-based reasoning, temporal modeling, dependency analysis, and domain knowledge to identify connections that are operationally significant. These analytical processes help organizations recognize recurring behavioral patterns, discover hidden dependencies, identify emerging systemic risks, and understand the broader consequences of local operational changes.

As industrial systems become increasingly autonomous and interconnected, enterprise-wide understanding requires more than situational awareness. It requires the ability to identify how behaviors interact, reinforce, disrupt, or influence one another across domains that traditionally operated independently. The architectural progression therefore moves from creating a unified operational context to deriving system-level insights from that context. The following discussion examines how cloud-scale AI correlates behaviors across automation systems, aerial platforms, autonomous vehicles, logistics infrastructures, energy resources, and other operational domains to reveal patterns, dependencies, and emergent enterprise behaviors that may not be visible within any single source of telemetry.

ii. Cross-Domain Behavioral Correlation and System-Level Insight

Once heterogeneous telemetry has been aligned and integrated, cloud AI can identify relationships and behavioral patterns that are difficult or impossible to detect within individual domains. The objective is to move beyond isolated equipment monitoring toward

understanding how different autonomous systems influence one another and how local abnormalities may develop into broader operational disruptions.

Cross-domain behavioral correlation can reveal relationships such as:

- **Aerial inspection and industrial automation:** Drone-detected structural deterioration may correlate with abnormal vibration patterns, temperature changes, or equipment performance degradation reported by factory sensors.
- **Autonomous transportation and production throughput:** Vehicle routing delays may be associated with changes in production schedules, material-handling bottlenecks, or congestion around loading and unloading areas.
- **Energy infrastructure and autonomous fleet behavior:** Electricity demand spikes may correlate with simultaneous charging activity across autonomous vehicles, warehouse robots, and industrial battery systems.
- **Environmental conditions and multi-facility anomalies:** Temperature extremes,

  humidity changes, flooding, or other environmental conditions may correlate with equipment abnormalities across geographically distributed facilities.
- **Logistics automation and upstream production variability:** Increased warehouse robot congestion may be associated with irregular production output, delayed material arrivals, or changes in inventory availability.
- **Infrastructure and fleet reliability:** Deteriorating road, bridge, or facility conditions identified by aerial or mobile inspection systems may correlate with navigation adjustments, vehicle energy consumption, or transportation delays.

These relationships require AI models capable of analyzing not only individual data streams but also the dependencies among different operational entities.

Several AI techniques are particularly important:

- **Graph neural networks for cross-domain dependency reasoning:** GNNs represent industrial systems as interconnected graphs in which nodes correspond to equipment, vehicles, facilities, production processes, and infrastructure assets, while edges represent physical, operational, spatial, or resource dependencies. Graph learning allows the system to identify how an abnormal condition in one component may affect connected components across multiple domains.

- **Multi-domain anomaly detection:** Unsupervised and semi-supervised models analyze fused telemetry to identify abnormal combinations of events that may appear normal when evaluated separately. For example, a moderate increase in equipment temperature combined with unusual vehicle congestion and rising energy consumption may indicate a broader operational disturbance.
- **Temporal correlation and sequence modeling:** Recurrent neural networks, temporal convolutional networks, and transformer-based models identify evolving relationships among events occurring at different times and across multiple domains.
- **Cross-domain causal inference:** Causal graphs, structural causal models, and intervention-based analytical methods help investigate whether observed relationships may reflect underlying dependencies rather than coincidental statistical correlation.
- **Root-cause and impact analysis:** Knowledge graphs and AI-assisted diagnostic systems trace relationships among equipment conditions, environmental events, production changes, transportation disruptions, and resource constraints to identify possible sources and consequences of operational abnormalities.
- **Predictive risk propagation:** Predictive models estimate how an emerging problem in one domain could affect other connected domains, allowing the enterprise to evaluate potential cascading consequences before they become major disruptions.

The preceding discussion demonstrated that the value of cross-domain intelligence emerges not simply from integrating telemetry but from discovering meaningful relationships among events, behaviors, and conditions occurring across multiple operational domains. Once heterogeneous observations have been fused into a unified operational context, AI systems can begin identifying dependencies among equipment, facilities, infrastructure assets, autonomous vehicles, robots, logistics systems, energy resources, and environmental conditions. These relationships often extend beyond the boundaries of individual operational systems and may reveal patterns that are not visible when observations are analyzed in isolation. Understanding these interactions requires specialized analytical capabilities capable of correlating events across domains, tracing dependencies, investigating potential causes, and evaluating how localized conditions may influence broader enterprise operations. Table 9.2-B28 summarizes the principal functions that support cross-domain behavioral correlation and the generation of system-level insight.

Table 9.2-B28 presents the major functions associated with cross-domain behavioral correlation and system-level insight generation within industrial AI environments. The table identifies the primary information sources used for cross-domain correlation, the AI and analytical methods

supporting these activities, the outputs generated through behavioral analysis, and their contributions to enterprise intelligence. Collectively, these functions enable organizations to move beyond isolated monitoring and toward a more comprehensive understanding of how events, resources, systems, and operational processes interact across complex industrial ecosystems. The table also illustrates how graph reasoning, anomaly detection, causal analysis, temporal modeling, and predictive risk assessment contribute to enterprise-wide situational awareness and operational insight.

Table 9.2-B28 – Cross-Domain Behavioral Correlation and System-Level Insight Functions

Correlation and Insight Function	Primary Inputs	AI and Analytical Methods	Outputs	Enterprise Intelligence Contribution
Cross-Domain Dependency Reasoning	Equipment states, vehicle telemetry, infrastructure observations, operational events	Graph neural networks (GNNs), graph analytics, relational learning	Dependency maps and interaction models	Reveals hidden operational relationships
Multi-Domain Anomaly Detection	Fused telemetry from multiple domains	Unsupervised learning, semi-supervised learning, behavioral analytics	Cross-domain anomaly indicators	Detects emerging systemic disturbances
Temporal Correlation and Sequence Modeling	Time-series events, operational histories, activity sequences	RNNs, temporal convolutional networks, transformers	Event-sequence relationships	Identifies evolving operational patterns
Cross-Domain Causal Investigation	Correlated events, historical observations, intervention records	Structural causal models, causal graphs, intervention analysis	Causal hypotheses and dependency assessments	Supports evidence-based reasoning

Root-Cause and Impact Analysis	Equipment conditions, infrastructure status, production events	Knowledge graphs, causal diagnostics, dependency tracing	Cause-and-effect assessments	Supports operational investigations
Predictive Risk Propagation	Emerging anomalies, dependency networks, operational forecasts	Predictive analytics, propagation models, scenario analysis	Cascading-risk forecasts	Anticipates enterprise consequences
Infrastructure-to-Operations Correlation	Drone inspections, infrastructure telemetry, operational metrics	Geospatial analytics, graph learning	Infrastructure-impact assessments	Connects infrastructure conditions to operations
Production-to-Logistics Correlation	Throughput metrics, warehouse telemetry, fleet data	Workflow analytics, operational dependency modeling	Supply-chain impact insights	Improves cross-functional awareness
Energy-to-Mobility Correlation	Charging activity, energy systems, vehicle fleets	Energy analytics, resource-dependency modeling	Energy-mobility interaction maps	Supports resource coordination
Environmental-to-Operations Correlation	Weather data, environmental sensors, facility telemetry	Environmental modeling, anomaly correlation	Environmental impact indicators	Improves resilience planning
Enterprise Situational Assessment	Combined insights from all domains	Cross-domain intelligence fusion	Enterprise health assessments	Enhances operational awareness

System-Level Insight Generation	Correlation outputs, dependency models, operational context	Multi-domain reasoning, enterprise analytics	Actionable intelligence products	Supports strategic decision-making

Source: *Adapted from graph-based industrial intelligence systems, multimodal operational analytics platforms, causal AI frameworks, enterprise risk-propagation models, and cross-domain cyber-physical analytics architectures.*

Understanding Cross-Domain Behavioral Correlation

Table 9.2-B28 illustrates how cloud-scale AI systems transform integrated operational observations into system-level understanding. Earlier discussions focused on collecting telemetry and creating unified multimodal representations. The functions represented in this table build upon that foundation by identifying relationships among operational entities and revealing patterns that span multiple autonomous domains.

A central concept reflected throughout the table is that industrial systems are analyzed not only as collections of individual assets but also as interconnected networks of dependencies, interactions, and consequences.

Revealing Hidden Dependencies

The first function identified in the table is **Cross-Domain Dependency Reasoning**.

Industrial ecosystems contain numerous relationships among equipment, facilities, logistics assets, vehicles, infrastructure systems, energy resources, and operational workflows. Some of these relationships are explicit and well understood, while others emerge only through analysis of operational behavior.

Graph-based analytical techniques represent these relationships as interconnected networks, allowing AI systems to identify dependencies that may not be immediately visible through traditional monitoring approaches.

This capability helps organizations understand how local conditions may influence broader operational outcomes.

Detecting Enterprise-Wide Anomalies

The table identifies **Multi-Domain Anomaly Detection** as another important analytical function.

Events that appear normal within a single operational domain may become significant when viewed in combination with observations from other domains. For example, modest increases in equipment temperature, vehicle congestion, and energy consumption may individually appear unremarkable but collectively suggest a developing operational disturbance.

Cross-domain anomaly detection evaluates such combinations and identifies patterns that may indicate emerging enterprise-level concerns.

Understanding Event Sequences Over Time

The **Temporal Correlation and Sequence Modeling** function focuses on relationships among events that occur at different points in time.

Many industrial disruptions develop gradually through a sequence of interconnected occurrences rather than through a single isolated event. Temporal-analysis techniques identify these sequences and reveal how conditions evolve across operational domains.

This capability supports understanding of both short-term operational behavior and longer-term system dynamics.

Investigating Potential Causes

The table highlights **Cross-Domain Causal Investigation** as a critical analytical capability.

While statistical correlations may indicate that two events occur together, they do not necessarily explain why the relationship exists. Causal-analysis methods help investigate whether observed relationships may result from underlying operational dependencies, common influencing factors, or direct cause-and-effect interactions.

This distinction is particularly important because operational decisions often require understanding possible causes rather than merely identifying associations.

Supporting Root-Cause Analysis

The **Root-Cause and Impact Analysis** function extends causal reasoning by tracing relationships among operational conditions, system changes, environmental influences, and observed outcomes.

Knowledge graphs and diagnostic reasoning mechanisms help organizations identify plausible explanations for unusual behavior and evaluate the effects those conditions may have on connected systems.

As a result, operational investigations become more systematic and context aware.

Anticipating Cascading Consequences

One of the most valuable capabilities represented in the table is **Predictive Risk Propagation**.

Industrial disruptions frequently spread through interconnected systems. A problem initially affecting one asset, facility, transportation route, or infrastructure component may ultimately influence multiple operational domains.

Predictive risk-propagation models estimate how emerging problems may affect connected entities before significant disruptions occur. This capability supports proactive planning and risk mitigation.

Connecting Infrastructure and Operations

The table includes **Infrastructure-to-Operations Correlation** as a specialized application of behavioral reasoning.

Information obtained through aerial inspections, infrastructure-monitoring systems, and facility-assessment processes can be correlated with production performance, equipment behavior, logistics conditions, and maintenance requirements.

These relationships help organizations understand how infrastructure conditions influence operational outcomes.

Linking Production and Logistics Activities

The **Production-to-Logistics Correlation** function examines relationships between manufacturing activities and material-flow operations.

Production schedules, throughput rates, inventory levels, warehouse congestion, transportation resources, and fulfillment activities often influence one another in complex ways. Cross-domain analysis helps reveal these dependencies and supports more coordinated planning.

This capability is particularly important in interconnected manufacturing and supply-chain environments.

Relating Energy Behavior to Autonomous Systems

The table also identifies **Energy-to-Mobility Correlation** as an important cross-domain relationship.

Charging activities, energy demand, battery utilization, vehicle operations, robotic systems, and industrial processes often compete for shared energy resources. Understanding these

relationships allows organizations to better coordinate energy utilization and operational priorities.

Energy systems therefore become an active participant in enterprise intelligence rather than a separate infrastructure concern.

Understanding Environmental Influences

The **Environmental-to-Operations Correlation** function demonstrates how external conditions can affect industrial performance.

Temperature, humidity, weather conditions, air quality, flooding risks, and other environmental factors may influence equipment reliability, facility operations, transportation systems, and workforce activities.

Correlating environmental observations with operational outcomes supports resilience planning and improved situational awareness.

Creating Enterprise Situational Awareness

A broader theme emerging from Table 9.2-B28 is the development of **Enterprise Situational Assessment**.

Rather than monitoring individual systems independently, organizations can use cross-domain analytics to construct an integrated view of enterprise conditions. This perspective enables decision-makers to understand how activities occurring within one operational domain influence broader organizational performance.

Situational awareness therefore becomes an enterprise-wide capability supported by integrated intelligence.

Generating System-Level Insight

The highest-level function represented in the table is **System-Level Insight Generation**.

The outputs of dependency reasoning, anomaly detection, causal assessment, and predictive analysis are combined to create actionable knowledge regarding enterprise operations. These insights help organizations understand not only what is happening but also how conditions are connected and why certain patterns may be emerging.

This progression transforms operational observations into strategic intelligence.

From Monitoring to Understanding

The progression represented throughout Table 9.2-B28 reflects an important conceptual transition.

Traditional monitoring systems focus primarily on reporting the status of individual assets or operational domains. Cross-domain behavioral analytics extends this capability by identifying how systems interact, how disruptions propagate, and how enterprise outcomes emerge from the interactions of many connected components.

The emphasis therefore shifts from observing isolated events to understanding operational ecosystems.

Overall Significance

Overall, Table 9.2-B28 demonstrates how cross-domain behavioral correlation transforms integrated operational data into enterprise-level understanding. Through dependency reasoning, anomaly detection, temporal modeling, causal investigation, root-cause analysis, risk propagation assessment, and system-level insight generation, organizations can identify relationships and dependencies that extend across automation systems, fleets, logistics infrastructures, energy resources, facilities, and environmental conditions. These capabilities provide the analytical foundation for enterprise-wide situational awareness, proactive risk management, coordinated decision-making, and deeper understanding of complex industrial ecosystems.

Consider an industrial logistics ecosystem in which an aerial inspection drone identifies damage along a designated transportation corridor. Independently, autonomous ground vehicles begin reporting unexpected navigation corrections and increased travel times. A conventional monitoring system may treat the drone inspection and vehicle behavior as unrelated events. Cross-domain graph analysis, however, can associate the damaged infrastructure with the affected transportation routes and identify a possible common explanation for the navigation anomalies.

The system can then estimate which facilities, routes, delivery schedules, and material-handling operations may be affected. This provides a broader operational understanding than either the aerial inspection system or the vehicle navigation system could produce independently.

While Table 9.2-B28 summarizes the principal functions supporting cross-domain behavioral correlation and system-level insight generation, these functions operate together within a layered analytical architecture that transforms integrated observations into enterprise intelligence. In practice, dependency reasoning, anomaly detection, temporal analysis, causal

investigation, root-cause assessment, and predictive risk propagation do not occur independently. Rather, they contribute to a continuous process through which relationships among equipment, infrastructure, logistics systems, autonomous vehicles, energy resources, and environmental conditions are identified and interpreted. Figure 9.2-B28 illustrates this analytical architecture and demonstrates how cloud-based AI systems convert unified multimodal observations into dependency-aware operational understanding and enterprise-level insight.

Figure 9.2-B28 presents an architecture for cross-domain behavioral correlation and system-level insight generation within industrial AI environments. The figure illustrates how integrated multimodal observations originating from automation systems, aerial inspection platforms, autonomous vehicles, logistics infrastructures, energy systems, and environmental sensing networks are analyzed through graph-based reasoning, temporal correlation, anomaly-detection mechanisms, and causal-investigation methods. These analytical processes construct dependency models that reveal relationships among operational entities and support root-cause analysis, impact assessment, predictive risk evaluation, and enterprise-level decision support. The resulting architecture enables organizations to move from isolated monitoring toward a broader understanding of interconnected industrial behavior.

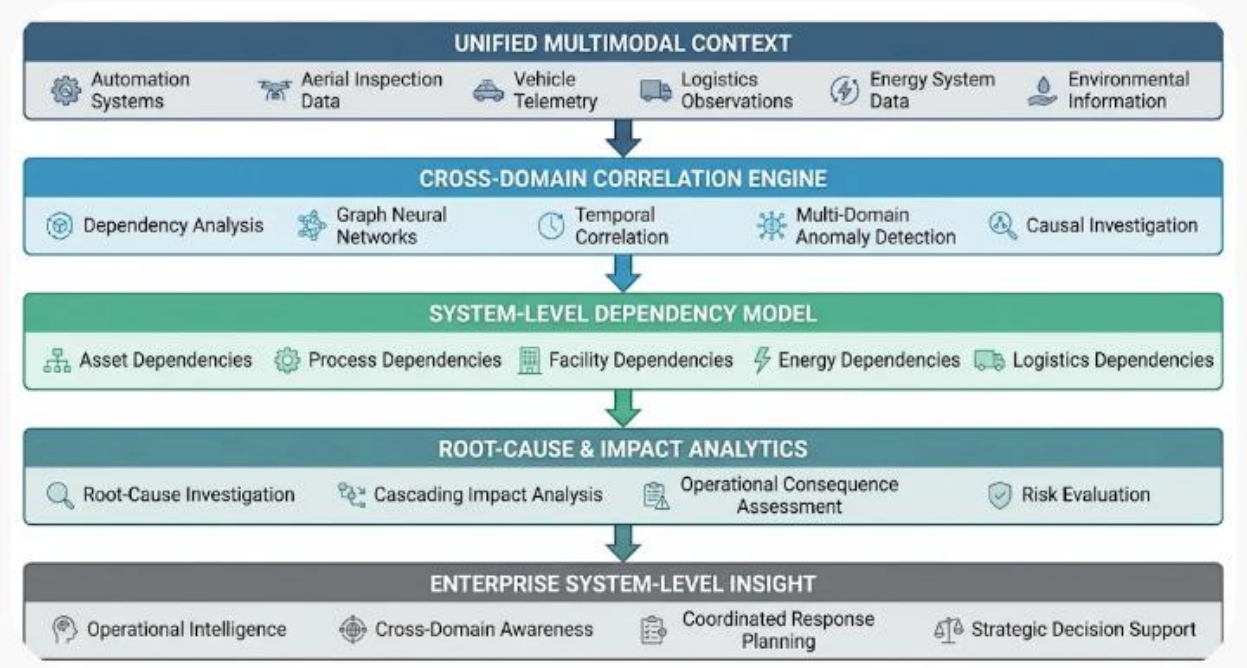

Figure 9.2-B28 – Cross-Domain Behavioral Correlation and System-Level Insight Architecture
The figure illustrates how integrated multimodal telemetry is transformed into enterprise-level operational intelligence through cross-domain behavioral reasoning and dependency analysis. Information originating from automation systems, aerial inspection platforms, autonomous vehicles,

logistics infrastructures, energy resources, and environmental sensing networks is examined using graph neural networks, temporal-correlation models, anomaly-detection techniques, and causal-investigation mechanisms. The resulting dependency models support root-cause analysis, cascading-impact assessment, operational consequence evaluation, and risk estimation, enabling organizations to develop a system-level understanding of industrial behavior across multiple autonomous domains.

Legend

Figure Element	***Description***
Unified Multimodal Context	*Integrated operational representation generated through multimodal telemetry fusion.*
Automation Systems	*Industrial control systems, production equipment, robots, and manufacturing processes providing operational telemetry.*
Aerial Inspection Data	*Drone-collected imagery, thermal observations, LiDAR measurements, and infrastructure-inspection information.*
Vehicle Telemetry	*Localization, navigation, diagnostics, perception, and operational information from autonomous vehicles.*
Logistics Observations	*Inventory activity, warehouse operations, material handling, routing conditions, and fulfillment processes.*
Energy System Data	*Measurements associated with generation, storage, consumption, charging infrastructure, and power-system operations.*
Environmental Information	*Weather conditions, temperature, humidity, facility conditions, and contextual environmental observations.*
Cross-Domain Correlation Engine	*Analytical layer responsible for identifying dependencies and relationships across operational domains.*
Dependency Analysis	*Identification of relationships among assets, operations, systems, and resources.*
Graph Neural Networks	*Machine-learning models used to evaluate interconnected operational structures and dependencies.*
Temporal Correlation	*Identification of relationships among events occurring over time.*

Multi-D	*Detection of abnormal patterns that span multiple operational domains.*
Causal Investigation	*Analytical assessment of whether observed relationships may reflect underlying dependencies.*
System-Level Dependency Model	*Representation of dependencies among operational entities and infrastructures.*
Asset Dependencies	*Relationships among machines, vehicles, robots, and physical assets.*
Process Dependencies	*Relationships among workflows, production activities, and operational procedures.*
Facility Dependencies	*Interactions among facilities, campuses, operational sites, and shared resources.*
Energy Dependencies	*Relationships involving energy supply, storage, demand, and operational activities.*
Logistics Dependencies	*Connections among transportation, inventory, warehousing, and fulfillment systems.*
Root-Cause & Impact Analytics	*Analytical layer evaluating operational causes and consequences.*
Root-Cause Investigation	*Identification of conditions potentially contributing to observed events.*
Casc	*Evaluation of how a disruption may propagate through interconnected systems.*
Operational Consequence Assessment	*Analysis of the effects of disruptions on operations and performance.*
Risk Evaluation	*Assessment of potential operational and organizational risks.*

Enterprise System-Level Insight	*High-level intelligence generated through cross-domain reasoning.*
Operational Intelligence	*Actionable understanding of current industrial conditions.*
Cross-Domain Awareness	*Visibility into relationships among multiple autonomous domains.*
Coordinated Response Planning	*Development of integrated responses to identified conditions or disruptions.*
Strategic Decision Support	*Enterprise-level recommendations supporting planning and resource allocation.*

Understanding Cross-Domain Behavioral Reasoning

Figure 9.2-B28 illustrates how industrial AI systems move beyond data integration and toward enterprise-level understanding. While multimodal fusion creates a shared operational context, additional analytical processes are required to determine how events, behaviors, resources, and conditions interact across autonomous domains.

A central concept represented by the figure is that meaningful industrial intelligence emerges from understanding relationships among events rather than simply observing those events individually.

Beginning with a Shared Operational Context

The architecture begins with the **Unified Multimodal Context**.

This context integrates observations from automation systems, aerial inspection platforms, vehicle telemetry streams, logistics environments, energy systems, and environmental sensing infrastructures. These observations provide a comprehensive representation of industrial activity that serves as the foundation for cross-domain analysis.

Without such integration, many cross-domain relationships would remain difficult to identify.

Identifying Relationships Across Domains

The **Cross-Domain Correlation Engine** performs the first major stage of system-level reasoning.

Dependency analysis identifies relationships among operational entities. Graph neural networks evaluate interconnected structures. Temporal-correlation mechanisms analyze event sequences. Multi-domain anomaly-detection models identify unusual combinations of observations. Causal-

investigation methods assess whether detected relationships may reflect underlying dependencies.

Together, these analytical processes transform observations into structured operational relationships.

Constructing Dependency Models

The next stage is the **System-Level Dependency Model**.

Rather than viewing assets, facilities, logistics processes, or energy systems independently, the architecture represents them as interconnected components of a larger operational network. Dependencies among assets, processes, facilities, logistics infrastructures, and energy systems become explicit.

This model provides the structural context necessary for higher-level reasoning.

Understanding Causes and Consequences

The **Root-Cause & Impact Analytics** layer evaluates the significance of identified relationships.

Root-cause investigations examine conditions potentially contributing to operational abnormalities. Cascading-impact analysis evaluates how disruptions may propagate through interconnected systems. Consequence assessments estimate operational effects, while risk evaluation considers broader organizational implications.

This stage transforms relationships into explanations and operational understanding.

Creating Enterprise-Level Intelligence

The final stage of the architecture is **Enterprise System-Level Insight**.

The outputs of correlation analysis, dependency modeling, and impact assessment are transformed into operational intelligence, cross-domain awareness, response-planning guidance, and strategic decision support. At this point, the focus shifts from individual events to enterprise-wide understanding.

This higher level of abstraction allows organizations to interpret complex industrial behavior in a coordinated manner.

Revealing Hidden Operational Interactions

One of the most important lessons illustrated by the figure is that many significant industrial behaviors span multiple domains.

A drone-detected infrastructure anomaly may influence vehicle routing. Energy-system disruptions may affect fleet charging behavior. Production changes may create logistics bottlenecks. Environmental conditions may influence equipment performance across multiple facilities.

Cross-domain reasoning enables these interactions to be identified and understood.

Supporting Prediction and Risk Awareness

The architecture also demonstrates how dependency modeling supports predictive reasoning.

By understanding relationships among systems, organizations can estimate how an emerging problem may propagate throughout the enterprise. This capability allows risk assessments to consider broader operational consequences rather than focusing solely on local conditions.

Such analyses are essential for resilience planning and disruption management.

Correlation, Dependency, and Causal Investigation

A particularly important concept represented in the figure is the distinction among correlation, dependency, and causation.

The architecture identifies relationships, evaluates dependencies, and investigates possible causes, but these activities occur separately. Observed correlations provide important intelligence; however, additional analysis is required before causal conclusions can be established.

This distinction supports responsible interpretation of AI-generated insights.

Overall Significance

Overall, Figure 9.2-B28 demonstrates how cloud-based AI transforms integrated operational observations into system-level enterprise intelligence. Through cross-domain correlation, graph-based dependency reasoning, temporal analysis, anomaly detection, causal investigation, root-cause assessment, and impact evaluation, the architecture reveals relationships that extend across automation systems, aerial inspection platforms, autonomous vehicles, logistics infrastructures, energy resources, and environmental conditions. These capabilities enable industrial organizations to understand how localized events influence broader operational ecosystems and provide the foundation for enterprise-wide situational awareness, coordinated response planning, predictive risk management, and strategic decision support.

Importantly, **correlation does not automatically establish causation**. A cross-domain AI model may identify a strong statistical relationship between two events, but determining whether one caused the other requires additional evidence, causal analysis, or operational investigation. This distinction is particularly important when the resulting intelligence influences safety-critical decisions or major enterprise operations.

Through cross-domain behavioral reasoning, cloud AI transforms heterogeneous operational observations into system-level intelligence capable of identifying emerging dependencies, detecting cascading anomalies, and anticipating the broader consequences of localized disruptions.

The discussion of **Cross-Domain Behavioral Correlation and System-Level Insight** demonstrated how cloud-scale AI can identify dependencies, correlations, anomalies, and potential causal relationships that extend across multiple autonomous domains. Through graph-based reasoning, temporal analysis, anomaly detection, risk propagation, and root-cause investigation, organizations can move beyond isolated monitoring and develop a broader understanding of how activities in one operational domain influence conditions elsewhere. This capability provides valuable enterprise awareness by revealing hidden relationships among manufacturing systems, autonomous vehicles, logistics infrastructures, energy resources, environmental conditions, and infrastructure assets. However, understanding these relationships is only one stage in the evolution of enterprise intelligence.

Identifying dependencies does not automatically improve operational performance. Once cross-domain relationships are understood, organizations must determine how that knowledge influences planning, scheduling, resource allocation, routing decisions, maintenance activities, energy utilization, and autonomous-system behavior. In other words, enterprise intelligence must transition from explanation to action. An AI system that can predict emerging bottlenecks, resource conflicts, infrastructure constraints, or cascading disruptions becomes significantly more valuable when it can also coordinate responses across the affected domains.

This requirement introduces **Coordinated Optimization Across Autonomous Domains**. Whereas behavioral-correlation systems focus on discovering and interpreting relationships among operational entities, optimization systems use those relationships to guide decision-making. The objective shifts from understanding how systems interact to determining how multiple systems act collectively in order to achieve broader enterprise objectives. This distinction is important because decisions that appear beneficial within a single domain may produce negative consequences elsewhere when viewed from an enterprise perspective.

For example, behavioral analysis may reveal that increased production throughput leads to warehouse congestion, transportation delays, and elevated energy demand. Such insight is valuable, but enterprise performance improves only when coordination mechanisms adjust production schedules, logistics activities, fleet operations, and energy-management strategies in response to those findings. Similarly, drone-detected infrastructure conditions may influence vehicle routing decisions; predictive maintenance forecasts may affect production schedules; and energy forecasts may alter charging strategies for autonomous fleets. Effective enterprise intelligence therefore requires mechanisms capable of translating system-level understanding into coordinated operational action.

A fundamental challenge is that industrial organizations rarely optimize a single objective. Manufacturing throughput, transportation efficiency, energy consumption, equipment utilization, service reliability, maintenance effectiveness, operational resilience, and sustainability goals often compete for shared resources. As a result, optimization becomes a multi-domain and multi-objective problem in which decisions must balance numerous constraints and priorities simultaneously. Solving these problems requires coordination among multiple autonomous agents, distributed optimization processes, forecasting systems, resource-management platforms, and operational-control environments.

The architectural progression is therefore significant. Multi-modal telemetry fusion creates a unified operational context. Cross-domain behavioral correlation transforms that context into system-level understanding. Coordinated optimization then applies that understanding to synchronize decisions across manufacturing systems, logistics networks, autonomous fleets, robotic platforms, energy infrastructures, maintenance operations, and environmental-response mechanisms. The following discussion examines how cloud-assisted AI enables these domains to move beyond independent optimization and toward coordinated enterprise-level decision-making that improves overall operational performance rather than merely maximizing local objectives.

iii. Coordinated Optimization Across Autonomous Domains

Cross-domain analytics becomes especially valuable when its intelligence is used to coordinate operational decisions across multiple autonomous domains. Individual systems may already optimize their own activities, but independently optimized decisions do not necessarily produce the best enterprise-wide outcome.

For example, a factory may maximize production throughput while logistics robots experience material-handling congestion. An autonomous vehicle fleet may optimize delivery routes without considering factory loading capacity. Similarly, a charging system may schedule vehicles

according to immediate availability without accounting for grid demand forecasts or renewable energy generation.

These situations demonstrate the difference between **local optimization and cross-domain optimization**. Enterprise-level coordination requires AI models to evaluate how decisions in one domain affect the performance, constraints, and resource requirements of other domains.

Cross-domain coordination can support several important optimization scenarios:

- **Factory and logistics coordination:** Production schedules are aligned with AGV/AMR availability, warehouse capacity, material requirements, and transportation schedules. Predictive models estimate material demand and identify potential bottlenecks before they interrupt production.
- **Aerial and ground autonomy coordination:** Drone inspections identify damaged infrastructure, hazardous areas, or changing environmental conditions. Cloud AI translates these observations into updated operational information that can support ground-vehicle rerouting, inspection scheduling, and maintenance planning.
- **Energy and autonomous fleet optimization:** Vehicle and robot charging schedules are coordinated with grid-load forecasts, renewable energy availability, battery-storage conditions, and electricity demand. This reduces unnecessary peak loading while maintaining sufficient energy availability for operational requirements.
- **Industrial automation and robotic coordination:** Robot task allocation is aligned with conveyor throughput, machine availability, production sequencing, and material-handling capacity. Predictive coordination helps prevent equipment idle time and workload imbalances.
- **Fleet and facility coordination:** Autonomous vehicle routing is aligned with facility-level demand, loading-dock availability, inventory conditions, delivery priorities, and regional transportation constraints.
- **Maintenance and operational coordination:** Predictive maintenance schedules are coordinated with production requirements, available replacement equipment, workforce availability, and autonomous fleet capacity to minimize operational disruption.
- **Infrastructure and environmental coordination:** Inspection results, weather forecasts, energy conditions, and infrastructure status are combined to adjust operational schedules and resource allocation across affected facilities and transportation networks.

Several AI and optimization techniques support these capabilities:

- **Multi-agent reinforcement learning (MARL):** Autonomous agents representing different facilities, fleets, production systems, or resource-management functions learn coordinated policies through shared objectives, interaction, and feedback. Hierarchical or centralized training approaches can help manage complex enterprise-level coordination.
- **Distributed optimization:** Optimization problems are decomposed across participating domains, allowing local systems to solve portions of a larger enterprise problem while exchanging relevant information and coordination signals.
- **Constraint-aware planning:** Mathematical optimization, constraint programming, and neuro-symbolic reasoning ensure that proposed decisions respect equipment capabilities, resource availability, safety restrictions, operational deadlines, and governance requirements.
- **Multi-objective scheduling:** AI optimization balances competing objectives such as production throughput, energy consumption, transportation cost, equipment utilization, latency, reliability, and environmental impact.
- **Predictive coordination:** Temporal forecasting models anticipate future demand, congestion, equipment availability, and resource requirements, allowing coordination decisions to be made before operational constraints become critical.
- **Hierarchical decision optimization:** Cloud-level models establish strategic objectives and enterprise-wide resource priorities, while edge and facility-level agents adapt decisions to immediate conditions and local operating constraints.

The preceding discussion demonstrated that cross-domain behavioral correlation enables organizations to understand how activities, resources, constraints, and events interact across multiple autonomous domains. However, identifying relationships among systems is only one step toward achieving enterprise-wide intelligence. Once dependencies, bottlenecks, resource conflicts, and operational interactions have been identified, organizations must determine how those insights influence decision-making across production systems, logistics operations, autonomous fleets, robotic platforms, energy infrastructures, and maintenance activities. This requires optimization mechanisms capable of coordinating decisions across domains rather than improving each subsystem independently. Table 9.2-B29 summarizes the principal functions that support coordinated optimization across autonomous industrial domains and illustrates how cloud AI transforms system-level understanding into synchronized operational action.

Table 9.2-B29 presents the major functions associated with coordinated optimization across autonomous industrial domains. The table identifies the participating operational domains involved in each optimization activity, the AI and optimization methods used to support coordination, the outputs generated by these processes, and the resulting contributions to enterprise performance. Collectively, these functions enable organizations to align production operations, logistics resources, autonomous systems, energy infrastructures, maintenance activities, and environmental considerations within a unified decision-making framework. The table also illustrates how distributed optimization, multi-agent coordination, predictive planning, and hierarchical control architectures support enterprise-wide optimization across interconnected industrial ecosystems.

Table 9.2-B29 – Coordinated Optimization Functions Across Autonomous Industrial Domains

Optimization Function	Participating Domains	AI and Optimization Methods	Outputs	Enterprise Contribution
Factory and Logistics Coordination	Manufacturing, warehousing, material handling, transportation	Predictive planning, workflow optimization, resource coordination	Synchronized production and logistics schedules	Reduces bottlenecks and delays
Aerial and	Drones, autonomous vehicles, maintenance operations	Geospatial analytics, multi-agent coordination, route optimization	Integrated inspection and routing recommendations	Improves operational responsiveness
Energy and Autonomous Fleet Optimization	Vehicle fleets, charging systems, energy infrastructure	Energy forecasting, scheduling optimization, resource management	Coordinated charging and energy plans	Reduces peak-demand pressures

Industrial Automation	Robots, machines, conveyors, production systems	Task-allocation algorithms, throughput optimization	Coordinated operational workflows	Improves asset utilization
Fleet and Facility Coordination	Transportation systems, warehouses, distribution facilities	Routing optimization, capacity planning, demand forecasting	Facility-aware transportation schedules	Enhances resource alignment
Maintenance and Operational Coordination	Maintenance systems, production operations, workforce resources	Predictive maintenance analytics, scheduling optimization	Maintenance-execution plans	Reduces operational disruption
Infrastructure and Environmental Coordination	Facilities, infrastructure assets, environmental systems	Environmental analytics, infrastructure assessment	Adaptive operating plans	Improves resilience
Multi-Agent Reinforcement Learning Coordination	Autonomous agents across domains	Multi-agent reinforcement learning (MARL)	Coordinated policies	Enables collaborative optimization
Distributed Optimization	Enterprise-wide operational systems	Decomposed optimization algorithms	Local and global optimization solutions	Balances scalability and coordination
Constraint-Aware Planning	Equipment, resources, operations,	Constraint programming,	Feasible operational plans	Maintains compliance and safety

	governance systems	neuro-symbolic AI		
Multi-Objective Scheduling	Production, logistics, energy, transportation	Multi-objective optimization algorithms	Balanced schedules and allocations	Supports trade-off management
Predictive	All operational domains	Forecasting models, temporal planning systems	Forward-looking decisions	Anticipates future constraints
Hierarchical Decision Optimization	Cloud systems, facilities, edge systems	Hierarchical optimization architectures	Coordinated strategic and local actions	Aligns enterprise and operational objectives

Source: *Adapted from enterprise optimization platforms, multi-agent coordination systems, industrial operations-research frameworks, cyber-physical optimization architectures, and AI-enabled enterprise orchestration methodologies.*

A defining advantage of cloud-assisted industrial AI is its ability to optimize decisions across multiple operational domains simultaneously rather than treating each subsystem as an independent optimization problem. Traditional optimization approaches often focus on individual objectives within manufacturing, logistics, maintenance, or energy management. However, decisions that appear optimal within one domain may produce unintended consequences elsewhere. For example, increasing production throughput may increase energy consumption, accelerate equipment wear, strain transportation resources, or create bottlenecks within downstream operations. Cloud-scale AI systems address this challenge by integrating information from multiple domains and evaluating decisions from an enterprise-wide perspective.

While Table 9.2-B29 summarizes the principal functions supporting coordinated optimization across autonomous industrial domains, these functions become most meaningful when viewed as components of an integrated enterprise decision architecture. In practice, production systems, logistics networks, autonomous fleets, robotic platforms, energy infrastructures, maintenance operations, and environmental-management systems do not optimize independently. Instead, they exchange information, share resources, impose constraints upon one another, and contribute to broader organizational objectives. Effective optimization therefore requires analytical mechanisms capable of coordinating these interactions and translating enterprise priorities into synchronized operational actions. Figure 9.2-B29 illustrates

this architecture and demonstrates how cross-domain intelligence is transformed into coordinated decision-making through optimization, resource management, hierarchical control, and continuous learning processes.

Figure 9.2-B29 presents an architecture for coordinated optimization across autonomous industrial domains. The figure illustrates how information generated by production systems, logistics operations, vehicle fleets, robotic platforms, energy infrastructures, maintenance systems, and environmental-monitoring resources is integrated into a common optimization framework. Through cross-domain optimization engines, enterprise resource-coordination mechanisms, hierarchical decision architectures, and closed-loop learning processes, the framework enables organizations to balance competing operational objectives, coordinate distributed resources, and support enterprise-wide optimization. The resulting architecture allows industrial AI systems to move beyond isolated local improvements and toward synchronized decision-making across interconnected operational environments.

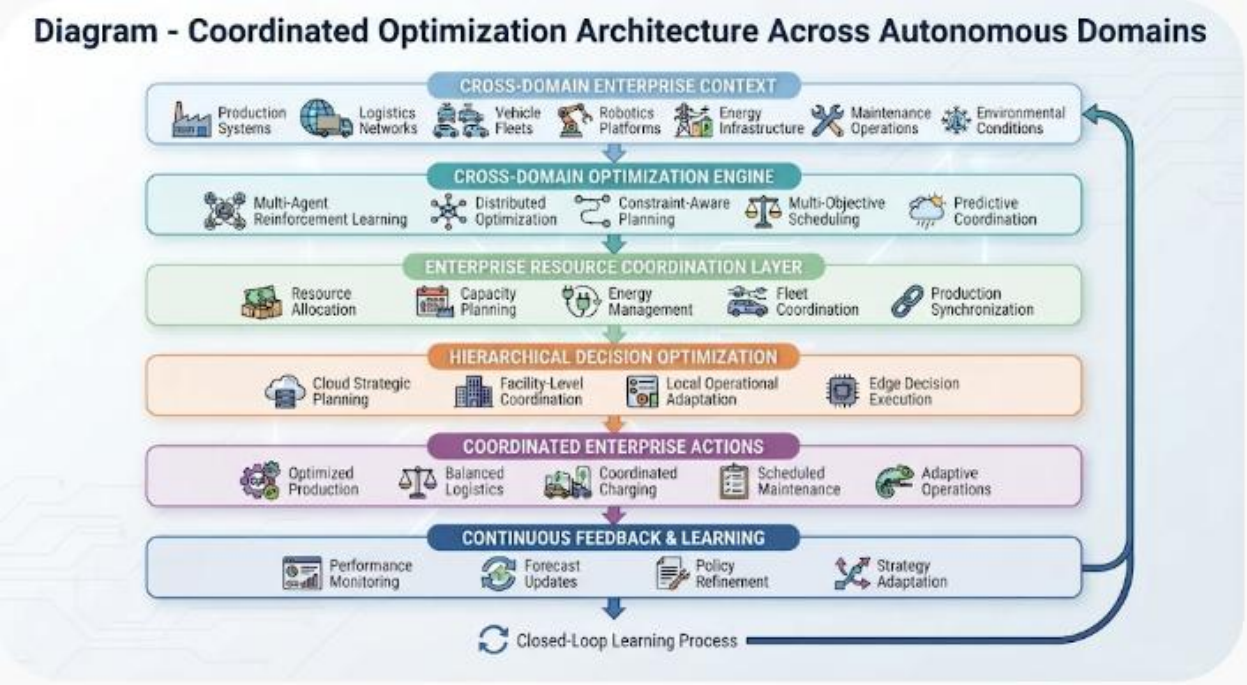

Figure 9.2-B29 – Coordinated Optimization Architecture Across Autonomous Domains
The figure illustrates how enterprise-wide operational context is transformed into coordinated actions through cross-domain optimization and hierarchical decision-making. Information from production systems, logistics networks, vehicle fleets, robotics platforms, energy infrastructures, maintenance operations, and environmental conditions is analyzed by a cloud-based optimization engine employing multi-agent coordination, distributed optimization, predictive planning, constraint-aware reasoning, and multi-objective scheduling. The resulting decisions are coordinated through enterprise resource-management and hierarchical control layers that align strategic objectives with local operational

adaptation. Continuous feedback and learning mechanisms support ongoing refinement of optimization policies and operational strategies.

Legend

Figure Element	***Description***
Cross-Domain Enterprise Context	*Integrated representation of operational information across multiple industrial domains.*
Production Systems	*Manufacturing equipment, production processes, and throughput-management systems.*
Logistics Networks	*Material-flow infrastructures, warehousing systems, and transportation operations.*
Vehicle Fleets	*Autonomous ground vehicles, transportation assets, and mobility resources.*
Robotics Platforms	*Industrial robots, collaborative robots, and autonomous workcell systems.*
Energy Infrastructure	*Power-generation, distribution, storage, charging, and energy-management systems.*
Maintenance Operations	*Predictive maintenance systems, workforce scheduling, and asset-maintenance activities.*
Environmental Conditions	*Weather, facility conditions, environmental factors, and infrastructure observations.*
Cross-Domain Optimization Engine	*AI layer responsible for coordinated decision generation across operational domains.*
Multi-Agent Reinforcement Learning	*Learning-based coordination among distributed autonomous decision agents.*
Distributed Optimization	*Optimization methods that allocate portions of enterprise problems across participating domains.*

Constraint-Aware Planning	*Planning techniques that incorporate safety, operational, resource, and governance constraints.*
Multi-Objective Scheduling	*Optimization methods balancing multiple competing performance objectives.*
Predictive Coordination	*Forecast-driven planning that anticipates future resource requirements and constraints.*
Enterprise Resource Coordination Layer	*Layer responsible for aligning enterprise resources across multiple operational domains.*
Resource Allocation	*Assignment of personnel, vehicles, equipment, materials, and operational resources.*
Capacity Planning	*Management of available production, transportation, and operational capacity.*
Energy Management	*Coordination of generation, storage, charging, and energy-consumption activities.*
Fleet Coordination	*Optimization of transportation, routing, dispatching, and vehicle utilization.*
Production Synchronization	*Alignment of production activities with supporting operational resources.*
Hierarchical Decision Optimization	*Multi-level coordination architecture linking strategic and operational decisions.*
Cloud Strategic Planning	*Enterprise-level objective setting and optimization coordination.*
Facility-Level Coordination	*Site-level decision-making aligned with enterprise priorities.*
Local Operational Adaptation	*Adjustment of enterprise plans to local conditions and constraints.*
Edge Decision Execution	*Local implementation of approved operational actions.*

Coordinated Enterprise Actions	*Operational outcomes generated through cross-domain optimization.*
Optimized Production	*Improved manufacturing performance through coordinated resource management.*
Balanced Logistics	*More efficient transportation, inventory, and material-flow operations.*
Coordinated Charging	*Alignment of charging activities with energy constraints and operational requirements.*
Scheduled Maintenance	*Maintenance execution coordinated with operational demands.*
Adaptive Operations	*Dynamic adjustment of operations based on changing conditions.*
Continuous Feedback & Learning	*Closed-loop process supporting optimization improvement and adaptation.*
Performance Monitoring	*Observation of operational outcomes and optimization effectiveness.*
Forecast Updates	*Incorporation of new predictive information into planning activities.*
Policy Refinement	*Adjustment of optimization policies and coordination strategies.*
Strategy Adaptation	*Modification of enterprise plans based on observed results.*
Closed-Loop Learning Process	*Continuous cycle through which operational experience improves future optimization decisions.*

Understanding Cross-Domain Optimization

Figure 9.2-B29 illustrates how industrial AI systems transform enterprise awareness into coordinated operational action. The architecture represents the next stage in the evolution of

enterprise intelligence, moving beyond observation, telemetry fusion, and behavioral correlation toward active coordination among multiple autonomous domains.

A central concept represented by the figure is that enterprise optimization requires balancing the objectives, constraints, and resource requirements of many interconnected systems rather than optimizing each system independently.

Establishing a Shared Enterprise Context

The architecture begins with the **Cross-Domain Enterprise Context**.

Production systems, logistics networks, vehicle fleets, robotics platforms, energy infrastructures, maintenance operations, and environmental conditions collectively provide the information necessary for enterprise-wide optimization. These domains serve as both sources of operational information and consumers of optimization decisions.

The presence of a shared operational context allows optimization activities to consider interactions among domains rather than treating them as separate entities.

Generating Coordinated Decisions

The **Cross-Domain Optimization Engine** serves as the analytical core of the architecture.

Techniques such as multi-agent reinforcement learning, distributed optimization, constraint-aware planning, multi-objective scheduling, and predictive coordination evaluate competing objectives and determine how resources are allocated. These mechanisms allow optimization systems to account for future conditions, operational dependencies, and enterprise priorities simultaneously.

The objective is not merely to identify efficient actions but to identify actions that improve overall system performance.

Managing Shared Enterprise Resources

The next layer is the **Enterprise Resource Coordination Layer**.

Many industrial systems compete for shared resources, including labor, transportation assets, charging infrastructure, equipment availability, storage capacity, and energy supplies. Resource-coordination mechanisms reconcile these competing demands and ensure that operational activities remain aligned with enterprise objectives.

This layer functions as the bridge between optimization decisions and practical operational implementation.

Connecting Strategic and Operational Decisions

The **Hierarchical Decision Optimization** layer illustrates the multi-level structure of industrial decision-making.

Enterprise-level planning establishes strategic objectives and resource priorities. Facility-level coordination interprets these objectives within local operational contexts. Local adaptation accounts for immediate conditions, while edge-level execution implements approved actions in real time.

This hierarchical approach balances enterprise coordination with local responsiveness.

Producing Coordinated Operational Outcomes

The architecture then generates **Coordinated Enterprise Actions**.

These actions include optimized production schedules, balanced logistics operations, coordinated charging strategies, scheduled maintenance activities, and adaptive operational responses. Rather than focusing on isolated improvements within individual domains, these actions reflect coordinated decisions intended to improve enterprise performance as a whole.

This stage represents the operational realization of cross-domain optimization.

Supporting Continuous Learning and Adaptation

The **Continuous Feedback & Learning** layer completes the architecture.

Performance monitoring, forecast updates, policy refinement, and strategy adaptation enable the optimization system to learn from operational outcomes. Information generated during execution is returned to the optimization process, creating a feedback loop that continuously improves decision quality.

This capability allows optimization systems to adapt to evolving operational conditions.

Balancing Local and Global Objectives

A broader lesson illustrated by the figure is the relationship between local optimization and enterprise optimization.

Individual operational domains often possess objectives that are reasonable when considered independently. However, those objectives may conflict with broader enterprise priorities. The architecture demonstrates how cloud-assisted AI can balance these competing interests by evaluating decisions from a system-wide perspective.

This capability is fundamental to enterprise-scale autonomy.

From Understanding to Action

The progression from the previous subsection is also significant.

Cross-domain behavioral correlation identified dependencies, emerging risks, and system-level relationships. Figure 9.2-B29 demonstrates how that understanding can be converted into coordinated decisions that influence production, logistics, energy utilization, maintenance planning, transportation activities, and facility operations.

The analytical focus therefore shifts from explanation to optimization.

Overall Significance

Overall, Figure 9.2-B29 demonstrates how cross-domain industrial intelligence can be transformed into coordinated enterprise action through optimization, resource coordination, hierarchical decision management, and continuous learning. By integrating information across production systems, logistics operations, autonomous fleets, robotic platforms, energy infrastructures, maintenance processes, and environmental conditions, the architecture enables organizations to balance competing objectives and optimize performance across interconnected operational domains. The resulting framework supports enterprise-wide coordination, adaptive decision-making, operational resilience, and intelligent resource utilization within increasingly autonomous industrial ecosystems.

Mathematical Framework for Coordinated Optimization Across Autonomous Domains

From an AI perspective, cross-domain optimization seeks to identify operational strategies that balance competing objectives across manufacturing systems, logistics networks, energy infrastructure, maintenance operations, autonomous fleets, and enterprise processes. A simplified formulation can be expressed as

$$a^* = \arg\min_{a \in A} \left[\alpha C_{\text{production}}(a) + \beta C_{\text{logistics}}(a) + \gamma C_{\text{energy}}(a) + \delta C_{\text{maintenance}}(a) + \epsilon C_{\text{delay}}(a) \right]$$

subject to

$$g_j(a, x) \leq 0, \qquad j = 1, \ldots, m$$

where:

- $a*$ represents the selected enterprise-level coordination strategy or operational decision.
- A denotes the set of feasible decision alternatives.

- $C_{production}$ (a) represents production-related costs and inefficiencies, including throughput losses, resource underutilization, or scheduling conflicts.
- $C_{logistics}$ (a) represents transportation, inventory, warehousing, and material-handling costs.
- C_{energy} (a) represents energy consumption, utility costs, and energy-management objectives.
- $C_{maintenance}$ (a) represents maintenance expenditures, equipment degradation effects, and operational disruptions associated with asset servicing.
- C_{delay} (a) represents scheduling delays, missed deadlines, and service-level penalties.
- α, β, γ, δ, and ϵ are weighting coefficients that reflect organizational priorities, business objectives, and strategic preferences.
- x represents the current or predicted state of the enterprise-wide operating environment.
- G_j (a,x) represents operational constraints, including production capacities, workforce availability, resource limitations, safety requirements, regulatory obligations, and contractual commitments.

This formulation illustrates how cloud AI can coordinate decision-making across multiple domains rather than optimizing each subsystem independently. By considering interactions among production, logistics, maintenance, energy management, and scheduling activities, the optimization process can identify solutions that improve overall enterprise performance rather than merely improving local performance within individual departments or facilities.

In practical industrial environments, these optimization problems are considerably more complex than the simplified formulation suggests. Real-world implementations often incorporate uncertain forecasts, dynamic resource availability, evolving operational priorities, multiple planning horizons, regulatory constraints, sustainability objectives, and conflicting stakeholder requirements. Consequently, cloud-assisted optimization systems frequently combine predictive analytics, digital twins, reinforcement learning, simulation environments, and mathematical optimization methods to evaluate alternative strategies under a wide range of operating conditions.

The primary value of cross-domain optimization lies in its ability to transform isolated operational decisions into coordinated enterprise actions. By integrating information and objectives from multiple domains within a unified cloud intelligence framework, organizations

can simultaneously improve productivity, reduce costs, enhance resource utilization, increase operational resilience, and support long-term strategic goals. This capability ultimately enables industrial enterprises to function as integrated intelligent ecosystems rather than collections of independently optimized subsystems.

For example, an enterprise operating several manufacturing facilities may experience a temporary increase in production demand at one location while another facility has available production capacity. Cross-domain AI can evaluate production requirements, material availability, transportation capacity, energy costs, and autonomous vehicle schedules to determine the feasibility and operational benefits of redistributing production. The resulting recommendations may include adjusted factory workloads, revised material-transfer routes, modified robotic task assignments, and coordinated energy schedules. By evaluating these interdependent factors collectively, the system can identify resource-allocation strategies that improve overall enterprise performance rather than optimizing individual facilities in isolation.

However, cloud-generated optimization decisions do not automatically supersede local operational authority. Facility-level agents retain responsibility for validating proposed actions against current equipment states, safety conditions, operational capabilities, resource availability, and applicable governance policies before implementation. Proposed actions that conflict with local constraints require modification, restriction, or rejection. Furthermore, time-critical control actions remain within appropriately engineered and validated local control systems, including real-time controllers, safety PLCs, and independent protective mechanisms.

This hierarchical coordination model combines the global perspective of cloud intelligence with the contextual awareness and execution authority of local systems. It enables enterprise-wide optimization while preserving facility-level autonomy, operational integrity, and safety

Through this coordinated optimization process, autonomous systems become **interdependent participants in a larger enterprise cognitive architecture**, rather than isolated agents pursuing disconnected local objectives. The integration of multimodal telemetry fusion, cross-domain reasoning, coordinated optimization, and enterprise intelligence generation is also illustrated in Figure 9.2-B26. The figure illustrates how cloud-scale cross-domain analytics transforms heterogeneous observations from automation systems, aerial platforms, autonomous vehicles, logistics networks, and infrastructure systems into enterprise-wide intelligence, coordinated optimization, and integrated decision support.

The discussion of **Coordinated Optimization Across Autonomous Domains** demonstrated how cloud-scale AI can transform enterprise awareness into synchronized action across manufacturing systems, logistics networks, autonomous fleets, robotic platforms, energy

infrastructures, maintenance operations, and environmental-management systems. Through multi-agent coordination, predictive planning, distributed optimization, and hierarchical decision architectures, organizations can align decisions that were previously optimized independently. These capabilities help ensure that resource allocation, scheduling, transportation, production planning, and infrastructure utilization are coordinated according to enterprise-wide objectives rather than isolated local priorities. However, effective coordination requires more than the ability to optimize decisions. Organizations must also maintain continuous awareness of the conditions, constraints, activities, and emerging risks that influence those decisions.

Optimization operates most effectively when supported by an accurate and continuously updated understanding of operational reality. Enterprise environments are dynamic systems in which production conditions, logistics activities, infrastructure status, fleet behavior, energy availability, environmental conditions, and operational priorities may change rapidly. Decisions that appear optimal under one set of circumstances may require adjustment when conditions evolve. As a result, coordinated optimization depends upon a broader capability that continuously observes enterprise operations, interprets cross-domain conditions, and provides decision-makers and autonomous systems with a coherent understanding of the current operating environment.

This requirement introduces **Enterprise-Wide Situational Awareness and Operational Intelligence**. Whereas cross-domain optimization focuses on determining how resources and activities are coordinated, situational-awareness systems focus on maintaining a comprehensive understanding of what is happening across the enterprise and why those conditions matter. This capability extends beyond simple monitoring by integrating information from multiple operational domains, identifying emerging patterns, highlighting operational dependencies, tracking resource availability, and presenting a unified view of enterprise conditions.

In modern industrial ecosystems, situational awareness must encompass far more than factory operations alone. Autonomous vehicles, logistics infrastructures, aerial inspection systems, energy networks, environmental-monitoring platforms, maintenance activities, cybersecurity systems, and production environments all contribute information that may influence operational decisions. The challenge lies in transforming these diverse observations into actionable operational intelligence that can be understood and utilized across organizational levels, from facility operators and maintenance personnel to enterprise planners and autonomous decision-support systems.

A key distinction is that situational awareness emphasizes continuous understanding rather than individual optimization outcomes. Coordinated optimization may generate a recommended

course of action, but situational awareness provides the context necessary to understand current conditions, evaluate evolving risks, recognize emerging opportunities, and adjust plans when operational realities change. Consequently, situational awareness serves as both an input to optimization systems and a feedback mechanism through which optimization outcomes are evaluated.

The architectural progression is therefore significant. Multi-modal telemetry fusion establishes a shared operational context. Cross-domain behavioral correlation transforms that context into system-level understanding. Coordinated optimization converts those insights into synchronized enterprise actions. Enterprise-wide situational awareness and operational intelligence then provide the continuous visibility, context, and operational understanding necessary to monitor enterprise conditions, support informed decision-making, and sustain effective coordination across increasingly complex autonomous industrial ecosystems.

iv. Enterprise-Wide Situational Awareness and Operational Intelligence

The final subsystem transforms cross-domain analytical results into a unified representation of enterprise-wide operational conditions. While multimodal fusion integrates information and behavioral correlation identifies relationships, enterprise-wide situational awareness synthesizes these findings into actionable intelligence for operators, management systems, and autonomous decision agents.

The objective is to provide a continuously updated understanding of the enterprise's operational state, emerging risks, resource utilization, system dependencies, and optimization opportunities.

Cloud AI constructs this operational picture by integrating:

- **Multi-domain operational indicators:** Production throughput, equipment utilization, fleet availability, transportation performance, energy consumption, warehouse capacity, and infrastructure health.
- **Cross-domain risk profiles:** Combined assessments of equipment failure, infrastructure deterioration, transportation disruption, environmental hazards, energy constraints, and cybersecurity-related operational risks.
- **Predictive operational alerts:** Early-warning indicators generated from temporal forecasting, anomaly detection, risk propagation, and cross-domain dependency analysis.

- **Enterprise-wide optimization opportunities:** Identified opportunities to redistribute workloads, reschedule production, reroute vehicles, adjust charging activity, or reallocate resources across facilities.
- **System-level anomaly clusters:** Groups of related abnormalities identified across different facilities, assets, and autonomous domains.
- **Operational confidence and uncertainty indicators:** Confidence estimates, data-quality indicators, prediction intervals, and model reliability information that help decision-makers interpret analytical outputs appropriately.

Several AI capabilities contribute to this unified intelligence layer:

- **Multimodal situational reasoning:** AI models combine visual, numerical, temporal, spatial, and textual information to produce contextual interpretations of enterprise conditions.
- **Knowledge-graph-based operational intelligence:** Graph reasoning connects assets, facilities, production processes, transportation networks, energy systems, and maintenance dependencies to provide a structured representation of enterprise relationships.
- **Predictive situation assessment:** Forecasting models estimate how current operating conditions may evolve and identify potential disruptions before they become operationally significant.
- **Risk-based prioritization:** AI models rank emerging events according to their estimated consequences, operational criticality, urgency, and uncertainty, helping operators focus attention on the most important conditions.
- **Decision-support generation:** AI systems translate analytical findings into recommendations, alternative scenarios, resource-allocation proposals, and coordination instructions.
- **Governance-aware intelligence dissemination:** Enterprise recommendations are evaluated against centralized policy requirements before being propagated to appropriate facilities, fleets, or edge systems.

The preceding discussion established that enterprise-wide situational awareness represents the culmination of the cross-domain analytics architecture. After telemetry has been fused, dependencies identified, risks assessed, and optimization opportunities evaluated, the resulting intelligence must be organized into a coherent representation of enterprise conditions that can

support decision-making across organizational and operational levels. This process requires more than aggregating analytical outputs. Organizations must continuously interpret operational indicators, assess risks, evaluate uncertainty, identify emerging opportunities, prioritize attention, and communicate intelligence to the appropriate human and autonomous recipients. Table 9.2-B30 summarizes the principal functions that support enterprise-wide situational awareness and operational intelligence, illustrating how cloud-based AI systems transform cross-domain analytical results into actionable organizational knowledge.

Table 9.2-B30 presents the major functions associated with enterprise-wide situational awareness and operational intelligence within industrial AI environments. The table identifies the primary information sources used to construct enterprise awareness, the AI and analytical methods supporting intelligence generation, the outputs produced by these processes, and their contributions to enterprise decision-making. Collectively, these functions enable organizations to maintain a continuously updated understanding of operational performance, resource utilization, emerging risks, system dependencies, and optimization opportunities across multiple facilities and autonomous domains. The table further demonstrates how situational-awareness systems connect technical analytics with strategic, operational, and autonomous decision processes.

Table 9.2-B30 – Enterprise-Wide Situational Awareness and Operational Intelligence Functions

Situational Awareness Function	Primary Inputs	AI and Analytical Methods	Outputs	Enterprise Intelligence Contribution
Multi-Domain Operational State Assessment	Production, logistics, fleet, energy, maintenance, and infrastructure indicators	Multimodal analytics, operational-state modeling	Enterprise operational-state assessments	Provides unified enterprise visibility
Cross-Domain Risk Profiling	Risk indicators, anomaly reports, infrastructure assessments, cybersecurity observations	Risk analytics, dependency modeling, probabilistic reasoning	Enterprise risk profiles	Improves risk awareness

Predictive Operational Alerting	Forecasts, anomaly detection outputs, dependency models	Predictive analytics, temporal forecasting	Early-warning indicators	Supports proactive intervention
Optimization Opportunity Identification	Resource utilization, scheduling information, operational performance metrics	Optimization analytics, scenario evaluation	Improvement recommendations	Reveals coordination opportunities
System-Level Anomaly Clustering	Multi-facility anomalies, operational events, autonomous-system observations	Clustering algorithms, graph analytics	Related anomaly groupings	Detects broad operational disturbances
Confidence and Uncertainty A	Data-quality metrics, prediction intervals, provenance information	Uncertainty quantification, confidence scoring	Reliability indicators	Supports informed decision-making
Multimodal Situational	Visual, temporal, numerical, textual, and spatial data	Multimodal transformers, reasoning systems	Contextual enterprise interpretations	Improves operational understanding
Knowledge-Graph Operational Intelligence	Asset relationships, facility dependencies, workflows,	Knowledge graphs, graph reasoning	Enterprise relationship models	Enhances contextual intelligence

	infrastructure networks			
Predictive Situation Assessment	Current operational conditions and forecasts	Predictive modeling, simulation analytics	Future-state projections	Anticipates operational changes
Risk-Based Prioritization	Events, alerts, anomalies, operational impacts	Prioritization models, consequence analysis	Ranked operational concerns	Improves resource focus
Decision-Support Generation	Situational assessments, forecasts, optimization outputs	Recommendation engines, scenario evaluation	Action recommendations	Supports operational decisions
Governance-Aware Intelligenc	Approved intelligence products, policy constraints, authorization rules	Governance engines, information-routing systems	Role-specific intelligence outputs	Maintains policy-compliant information sharing
Recipient-Specific Intelligence Delivery	Enterprise intelligence products	Context adaptation, information tailoring	Executive, operational, and machine-readable outputs	Supports multiple decision layers

Source: *Adapted from enterprise operational-intelligence systems, multimodal decision-support architectures, command-and-control analytics frameworks, cross-domain AI orchestration systems, and industrial situational-awareness platforms.*

Understanding Enterprise-Wide Situational Awareness

Table 9.2-B30 illustrates how industrial AI systems transform large volumes of cross-domain analytical information into an enterprise-level understanding of operational conditions. While

previous sections examined telemetry fusion, behavioral correlation, and coordinated optimization, the functions represented in this table focus on synthesizing those analytical outputs into a form that supports continuous awareness, decision-making, and organizational coordination.

A central concept represented throughout the table is that situational awareness is not simply the collection of operational information. Rather, it is the process of transforming distributed observations into contextual understanding that can support informed action.

Establishing a Unified View of Enterprise Operations

The first function identified in the table is **Multi-Domain Operational State Assessment**.

Industrial organizations operate numerous interconnected systems simultaneously, including manufacturing processes, logistics operations, autonomous fleets, energy infrastructures, maintenance programs, and facility-management systems. Situational-awareness platforms integrate indicators from these domains to construct a unified view of current enterprise conditions.

This function provides the foundational awareness upon which higher-level operational intelligence is built.

Understanding Enterprise Risk Exposure

The table highlights **Cross-Domain Risk Profiling** as a key situational-awareness capability.

Operational risks rarely remain confined to a single system. Equipment failures, transportation disruptions, infrastructure deterioration, environmental hazards, cybersecurity incidents, and energy constraints may interact with one another and affect multiple operational domains simultaneously.

Cross-domain risk profiling helps organizations understand the broader implications of emerging threats and vulnerabilities.

Identifying Conditions Before They Become Critical

The **Predictive Operational Alerting** function supports proactive enterprise management.

By combining forecasting models, anomaly-detection systems, and dependency analyses, situational-awareness platforms generate early-warning indicators that signal developing operational concerns before significant disruptions occur.

This capability allows organizations to shift from reactive responses toward anticipatory decision-making.

Recognizing Optimization Opportunities

The table identifies **Optimization Opportunity Identification** as an important intelligence-generation function.

Operational data often reveals opportunities for improving workload distribution, resource allocation, scheduling activities, transportation planning, energy utilization, or facility coordination. Enterprise intelligence systems continuously monitor operational conditions to identify these opportunities.

This capability ensures that situational awareness contributes directly to organizational improvement and operational adaptability.

Detecting Larger Patterns Through Anomaly Clustering

Industrial anomalies frequently occur as connected groups of events rather than isolated incidents.

The **System-Level Anomaly Clustering** function aggregates related abnormalities observed across facilities, assets, fleets, infrastructure systems, and operational domains. By grouping related events together, organizations can identify enterprise-scale disturbances that may not be apparent through local monitoring alone.

This capability provides a broader understanding of operational conditions.

Preserving Awareness of Uncertainty

The table emphasizes **Confidence and Uncertainty Assessment** as an essential component of operational intelligence.

Not all observations, forecasts, or recommendations possess the same level of certainty. Data quality may vary, measurements may contain errors, and predictive models may produce different degrees of confidence.

Confidence indicators help decision-makers interpret analytical findings appropriately and understand the reliability of available information.

Supporting Contextual Understanding Through Multimodal Reasoning

The **Multimodal Situational Reasoning** function extends situational awareness beyond numerical analysis alone.

Industrial environments generate visual observations, textual reports, sensor measurements, geospatial information, and temporal data. By reasoning across multiple information types

simultaneously, AI systems can develop richer operational interpretations.

This approach improves contextual understanding and supports more comprehensive assessments of enterprise conditions.

Representing Enterprise Relationships Through Knowledge Graphs

A defining feature of advanced situational-awareness systems is the use of structured relationship models.

The **Knowledge-Graph Operational Intelligence** function represents assets, facilities, workflows, logistics systems, energy infrastructures, and maintenance dependencies as interconnected entities. These structures allow AI systems to reason about operational relationships and understand how changes in one area may influence conditions elsewhere.

Knowledge-graph models therefore provide critical context for enterprise intelligence.

Anticipating Future Conditions

The table identifies **Predictive Situation Assessment** as a forward-looking capability.

Situational awareness must address not only current conditions but also how those conditions may evolve over time. Forecasting models estimate future operational states, identify emerging constraints, and evaluate potential disruptions.

By anticipating likely developments, organizations can prepare more effectively for future operational conditions.

Prioritizing Organizational Attention

Large enterprises generate more information than decision-makers can reasonably process.

The **Risk-Based Prioritization** function evaluates events according to urgency, operational consequences, criticality, uncertainty, and potential impact. This process helps organizations focus resources and attention where intervention is most likely to be beneficial.

Prioritization therefore serves as an important bridge between analysis and action.

Transforming Intelligence into Recommendations

The table further highlights **Decision-Support Generation**.

Operational awareness becomes most valuable when it contributes to improved decision-making. Decision-support mechanisms translate analytical findings into recommendations, scenarios, response options, resource-allocation proposals, and operational guidance.

This capability enables intelligence products to directly influence planning and operational execution.

Ensuring Governance Alignment

Enterprise intelligence must remain consistent with governance requirements.

The **Governance-Aware Intelligence Dissemination** function evaluates recommendations and intelligence outputs against applicable authorization policies, information-access controls, governance rules, and operational constraints before distribution occurs.

This process helps ensure that intelligence is shared appropriately and responsibly.

Tailoring Information to Different Recipients

The final function represented in the table is **Recipient-Specific Intelligence Delivery**.

Different organizational layers require different forms of intelligence. Executives may require strategic assessments and enterprise trends. Facility managers may require detailed operational information. Autonomous systems may require machine-readable instructions and optimization parameters.

Situational-awareness systems therefore adapt intelligence products to the needs, responsibilities, and authority levels of individual recipients.

Connecting Organizational Levels Through Shared Awareness

A broader theme emerging from Table 9.2-B30 is the creation of a shared operational picture across the enterprise.

Although different stakeholders receive different forms of information, all recipients ultimately rely on a common situational model generated from cross-domain analytics. This shared understanding improves coordination among strategic, operational, and autonomous decision-making entities.

Situational awareness therefore functions as a unifying layer within the broader enterprise intelligence architecture.

From Analytics to Operational Understanding

The progression represented in Table 9.2-B30 is particularly important.

Earlier sections focused on collecting data, identifying dependencies, understanding relationships, and optimizing decisions. Enterprise-wide situational awareness integrates these

outputs into a coherent representation of enterprise conditions that can be communicated across organizational levels.

The focus therefore shifts from analytical processing to operational understanding.

Overall Significance

Overall, Table 9.2-B30 demonstrates how enterprise-wide situational awareness and operational intelligence transform cross-domain analytical outputs into actionable organizational understanding. Through operational-state assessment, risk profiling, predictive alerting, anomaly clustering, multimodal reasoning, knowledge-graph intelligence, predictive forecasting, prioritization, decision-support generation, and governance-aware dissemination, industrial AI systems create a continuously evolving representation of enterprise conditions. These capabilities support informed decision-making across executive leadership, facility management, and autonomous operational systems while providing the shared awareness necessary for coordinated action across complex industrial ecosystems.

For example, an enterprise-wide dashboard may reveal that a production facility is experiencing declining throughput, autonomous vehicles are encountering transportation delays, warehouse robots are accumulating task backlogs, and regional energy demand is increasing. Individually, these observations may appear to represent separate operational problems. Cross-domain analytics can combine them into a unified situation assessment showing that a material-handling bottleneck is affecting production schedules, transportation utilization, and energy consumption simultaneously.

The system can then generate prioritized recommendations, such as reallocating available logistics robots, adjusting vehicle arrival schedules, modifying production sequencing, or shifting selected energy-intensive activities to a more favorable operating period.

While Table 9.2-B30 summarizes the principal functions supporting enterprise-wide situational awareness and operational intelligence, these functions operate collectively within a layered intelligence architecture that transforms distributed operational information into actionable enterprise understanding. In practice, operational-state assessment, risk profiling, predictive alerting, anomaly clustering, situational reasoning, decision-support generation, and governance-aware dissemination are not independent capabilities. Rather, they form an integrated process through which information from numerous autonomous domains is progressively refined into enterprise intelligence. Figure 9.2-B30 illustrates this architecture and demonstrates how operational data, analytical reasoning, governance controls, and recipient-specific intelligence delivery combine to provide a continuously updated understanding of enterprise conditions.

Figure 9.2-B30 presents an architecture for enterprise-wide situational awareness and operational intelligence within AI-enabled industrial ecosystems. The figure illustrates how information originating from industrial control systems, IoT devices, fleet-management systems, enterprise databases, facility-management platforms, and external information sources is processed through successive layers of data integration, analytics, contextual reasoning, governance evaluation, and visualization. Through this process, cloud-based AI systems construct a unified representation of enterprise conditions and distribute relevant intelligence to executives, operational managers, security personnel, and autonomous systems. The resulting framework supports informed decision-making across multiple organizational and operational levels.



Figure 9.2-B30 – Enterprise-Wide Situational Awareness and Operational Intelligence Architecture

The figure illustrates how distributed operational information is transformed into enterprise intelligence through layered processes involving data ingestion, integration, analytics, contextual reasoning, governance evaluation, and situational visualization. Data originating from operational technologies, enterprise systems, fleet infrastructures, facility-management platforms, and external information sources is integrated and analyzed to generate operational assessments, risk evaluations, predictive insights, and decision-support recommendations. Governance mechanisms ensure that intelligence products comply with enterprise policies before distribution to organizational stakeholders and autonomous systems. Continuous feedback processes support adaptation, learning, and refinement of both analytical models and operational strategies.

Legend

Figure Element	*Description*
Enterprise-Wide Situational Awareness and Operational Intelligence Architecture	*Overall framework supporting enterprise visibility, analysis, decision support, and intelligence dissemination.*
Situational Awareness & Visualization Layer	*Presentation environment through which intelligence is communicated to human and automated decision-makers.*
Executive Command Center Dashboard	*Enterprise-level visualization supporting strategic oversight and organizational coordination.*
Real-Time Asset Dashboard	*Operational view of asset status, utilization, health, and performance.*
Supply Chain Visualization	*Visualization of logistics networks, inventory conditions, and material flows.*
Safety & Security Dashboard	*Monitoring environment for operational safety, cybersecurity, and risk factors.*
Alerts & Notification Center	*Event-management interface presenting prioritized alerts and notifications.*
Operational	*Metrics describing operational performance and enterprise conditions.*
Enterprise Context & Knowle	*Contextual reasoning environment linking assets, facilities, workflows, and dependencies.*
Digital Twin Integration	*Connection between operational intelligence and digital-twin representations.*
Business Rules Engine	*Component applying enterprise operational rules and decision logic.*

Compliance & Policy Engine	*Governance subsystem evaluating recommendations against enterprise requirements.*
Knowledge Graph	*Structured representation of enterprise relationships and dependencies.*
Operational Intelligence & Analytics Platform	*Core analytical environment generating enterprise intelligence.*
Real-Time Analytics Engine	*Analytical system processing current operational conditions and events.*
Machine Learning AI Models	*AI systems performing prediction, classification, optimization, and reasoning.*
Complex Event Processing (CEP)	*System identifying significant patterns across multiple operational events.*
Predictive Maintenance Models	*Forecasting systems estimating equipment health and maintenance requirements.*
Anomaly Detection System	*AI mechanisms identifying abnormal conditions and emerging issues.*
Distributed Data Processing Layer	*Infrastructure supporting data preparation and storage.*
Stream Processing	*Real-time processing of continuously generated data streams.*
ETL/ELT	*Data transformation and preparation mechanisms.*
Data Normalization	*Standardization of heterogeneous information.*
Data Lake	*Repository supporting large-scale storage of raw and processed information.*
Data Warehouse	*Structured analytical repository supporting enterprise reporting.*

Data Ingestion & Integration Layer (Edge & Cloud)	*Entry point for data collection across distributed systems.*
IoT Sensors & Devices	*Connected operational sensing systems.*
SCADA/PLC Systems	*Industrial automation and process-control infrastructures.*
Legacy Databases	*Existing enterprise information repositories.*
Facility Management Data	*Building, infrastructure, and facility-operational information.*
Vehicle Telematics	*Data generated by autonomous and connected fleets.*
External Feeds (Weather, Market)	*Environmental, economic, and external contextual information sources.*
Continuous Feedback Loop & Governance	*Closed-loop mechanism supporting adaptation and governance.*
Policy Refin	*Updates to governance constraints and operating rules.*
Model Updates	*Refinement and retraining of analytical models.*
Continuous Learning	*Organizational and system-level learning from operational outcomes.*

Understanding Enterprise-Wide Situational Awareness

Figure 9.2-B30 illustrates how industrial organizations transform large volumes of distributed operational data into a coherent enterprise-level understanding of current conditions, emerging risks, and future opportunities. The architecture demonstrates that situational awareness is more than a collection of dashboards or reports. Instead, it is the result of a structured process that combines data integration, analytics, contextual reasoning, governance evaluation, and information dissemination.

A central theme represented by the figure is that operational intelligence requires both analytical depth and organizational context.

Acquiring Information from Multiple Operational Sources

The architecture begins with the **Data Ingestion & Integration Layer**.

Information enters the enterprise intelligence environment from numerous sources, including IoT devices, industrial control systems, facility-management platforms, vehicle fleets, enterprise databases, and external information feeds. These sources observe different aspects of enterprise operations and collectively provide the raw material required for higher-level analysis.

The diversity of these sources reflects the cross-domain nature of modern industrial ecosystems.

Preparing Information for Analysis

The next stage is the **Distributed Data Processing Layer**.

Stream processing, ETL/ELT operations, normalization procedures, data lakes, and data warehouses transform heterogeneous information into forms suitable for analytical use. This layer ensures that information originating from diverse systems can be interpreted consistently across the enterprise.

Data preparation therefore serves as the foundation for reliable intelligence generation.

Generating Operational Intelligence

At the center of the architecture lies the **Operational Intelligence & Analytics Platform**.

Real-time analytics engines, machine-learning models, anomaly-detection systems, predictive-maintenance algorithms, and complex-event-processing services evaluate operational conditions and identify patterns that may require attention. These capabilities enable the system to move beyond data storage and toward meaningful interpretation.

This stage transforms information into operational insight.

Establishing Context Through Knowledge Representation

The **Enterprise Context & Knowledge Graph Layer** provides the contextual understanding necessary for enterprise reasoning.

Knowledge graphs represent relationships among assets, facilities, workflows, logistics systems, digital twins, business processes, and governance requirements. These representations allow AI systems to interpret analytical findings within the broader operational environment rather than in isolation.

Contextual reasoning is therefore essential for meaningful situational awareness.

Delivering Visible Situational Awareness

The **Situational Awareness & Visualization Layer** translates analytical findings into forms suitable for decision-makers.

Dashboards, notifications, performance indicators, supply-chain visualizations, and safety-monitoring interfaces provide stakeholders with information relevant to their responsibilities. This layer acts as the primary point of interaction between enterprise intelligence systems and human operators.

Visibility is therefore the final stage of intelligence transformation rather than its starting point.

Integrating Governance with Intelligence

An important feature of the architecture is the inclusion of governance components.

The **Compliance & Policy Engine** ensures that recommendations, alerts, and intelligence products remain aligned with enterprise governance requirements. This integration highlights that intelligence generation and governance are complementary capabilities rather than separate architectural concerns.

Governance therefore influences not only actions but also how intelligence is interpreted and disseminated.

Supporting Continuous Adaptation

The **Continuous Feedback Loop & Governance** mechanism demonstrates that situational awareness is an adaptive process.

Operational outcomes influence policy refinement, model updates, analytical improvements, and organizational learning. As conditions change, the system continuously updates its understanding of enterprise operations.

This feedback process ensures that enterprise intelligence remains current and relevant.

Serving Multiple Organizational Levels

A broader lesson illustrated by Figure 9.2-B30 is that situational awareness supports multiple audiences simultaneously.

Executives require strategic visibility and enterprise performance indicators. Operations managers require resource and scheduling information. Security personnel need risk and

anomaly assessments. Autonomous systems require machine-readable intelligence and updated operating priorities.

Although these audiences differ, they all benefit from a common analytical foundation.

From Analytics to Operational Understanding

The progression represented by the figure is significant.

Previous sections discussed telemetry fusion, behavioral correlation, and coordinated optimization. Figure 9.2-B30 integrates these capabilities into a unified architecture that produces shared enterprise understanding. Instead of focusing on isolated analyses, the architecture emphasizes how diverse analytical outputs contribute to a continuous operational picture.

This transformation from isolated insights to organizational awareness is the defining goal of enterprise operational intelligence.

Overall Significance

Overall, Figure 9.2-B30 demonstrates how enterprise-wide situational awareness emerges through the integration of distributed operational data, advanced analytics, contextual knowledge representation, governance mechanisms, and recipient-specific intelligence delivery. By combining real-time monitoring, predictive modeling, knowledge-graph reasoning, event analysis, governance-aware decision support, and continuous learning processes, the architecture enables organizations to maintain a coherent, continuously updated understanding of enterprise conditions. This shared operational picture provides the foundation for informed decision-making, coordinated action, adaptive optimization, and resilient operations across complex industrial ecosystems.

Enterprise-wide situational awareness also supports different levels of decision-making:

- **Executive and strategic management:** Enterprise-level performance trends, cross-facility comparisons, resource allocation, operational risk exposure, and long-term optimization opportunities.
- **Facility and operational management:** Production coordination, equipment availability, workforce and resource planning, maintenance scheduling, and logistics performance.
- **Autonomous coordination systems:** Machine-readable optimization signals, updated operational priorities, routing recommendations, resource-allocation directives, and policy-approved coordination parameters.

This distinction is important because analytical results are not universally relevant to every operational component. Cloud AI must translate enterprise-level intelligence into appropriately scoped and context-specific information for each recipient. Executives may require aggregated performance indicators and strategic forecasts, facility managers may require detailed operational assessments and resource-allocation recommendations, and edge agents may require specific machine-readable instructions, control parameters, or policy updates compatible with their assigned responsibilities. This recipient-oriented distribution ensures that each organizational and computational layer receives information aligned with its operational role, decision-making authority, and information requirements.

Furthermore, the distribution of global intelligence must account for communication latency, network availability, data sensitivity, and operational criticality. Applications requiring immediate responses rely on local agents that retain the computational capability and authorized decision-making authority to respond independently of cloud-level analysis. Cloud-generated intelligence consequently serves as an enhancement to localized perception, decision-making, and control rather than a prerequisite for continuous operation. This architectural principle preserves local responsiveness during communication disruptions while enabling facilities and distributed operational systems to benefit from enterprise-wide analytical insights when connectivity is available.

Through this architecture, cross-domain analytics provides a common operational understanding that supports coordinated decisions across organizational, facility, and autonomous-system levels.

v. Why Cross-Domain AI Analytics Matters

The preceding discussion demonstrated that cross-domain AI analytics represents a significant evolution in industrial intelligence. Traditional industrial systems were designed largely around functional boundaries, with manufacturing, logistics, maintenance, transportation, infrastructure management, energy operations, environmental monitoring, and fleet coordination frequently operating as independent domains. Although each domain might employ sophisticated sensing, automation, and optimization technologies, the resulting intelligence often remained confined within local operational boundaries. As industrial ecosystems become increasingly interconnected, however, many of the most important operational challenges and opportunities emerge not within individual systems but at the intersections between them.

Cross-domain AI analytics addresses this limitation by enabling organizations to understand how operational conditions, decisions, constraints, and events propagate across multiple

autonomous domains simultaneously. Rather than viewing manufacturing systems, aerial inspection platforms, warehouse robots, autonomous vehicles, logistics infrastructures, and energy networks as separate analytical environments, cloud-based AI treats them as components of a larger enterprise ecosystem whose behavior is shaped by continuous interactions and shared dependencies.

Without cross-domain analytics, organizations face several important limitations.

Autonomous Systems Remain Operationally Fragmented

Factory automation systems, autonomous vehicles, aerial inspection platforms, warehouse robots, and energy-management systems may individually optimize their own objectives without considering broader enterprise consequences.

As a result, decisions that appear beneficial within a single domain may unintentionally create inefficiencies, bottlenecks, resource conflicts, or operational constraints elsewhere. The enterprise may possess numerous intelligent systems while lacking meaningful coordination among them.

System-Level Anomalies Remain Difficult to Detect

Many significant industrial disruptions emerge gradually across multiple domains rather than appearing as obvious failures within a single system.

Small equipment abnormalities, minor transportation delays, elevated energy consumption, infrastructure deterioration, and unusual environmental conditions may individually appear insignificant. However, when analyzed collectively, these observations may reveal an emerging enterprise-wide disturbance.

Without cross-domain analytics, such distributed patterns often remain difficult to recognize.

Cascading Disruptions Become More Difficult to Anticipate

Industrial environments increasingly operate as interconnected networks in which local events can produce broader consequences.

Equipment failures may affect production schedules, production delays may influence logistics operations, logistics disruptions may affect inventory availability, and infrastructure constraints may alter transportation performance. Resource shortages, cybersecurity incidents, environmental disturbances, and energy constraints may similarly propagate through multiple operational layers.

Without mechanisms for understanding these dependencies, organizations have limited visibility into how disruptions may spread throughout the enterprise.

Coordination Becomes Dependent on Manual Interpretation

In the absence of cross-domain reasoning, operators, planners, and managers must manually collect information from multiple systems and determine how those observations relate to one another.

This process is often time consuming, difficult to scale, and vulnerable to incomplete situational awareness. Human decision-makers may struggle to identify subtle relationships across numerous facilities, fleets, assets, operational processes, and data streams.

Cross-domain analytics reduces this burden by systematically identifying relationships that would otherwise require extensive manual interpretation.

Optimization Remains Locally Constrained

Subsystem optimization does not necessarily produce enterprise optimization.

Manufacturing systems may maximize throughput without considering warehouse congestion. Vehicle fleets may optimize route efficiency without accounting for loading-dock availability. Energy systems may minimize local costs without considering production priorities or fleet requirements.

Without enterprise-level coordination, organizations risk achieving isolated improvements while missing larger opportunities for overall performance enhancement.

Operational Intelligence Remains Fragmented

Perhaps most importantly, decision-makers lack a unified understanding of enterprise conditions.

Different systems may maintain separate operational views, risk assessments, forecasts, and performance indicators. Because these representations are not fully connected, organizations may struggle to develop a coherent picture of enterprise-wide conditions, emerging risks, and evolving operational priorities.

Cross-domain intelligence helps bridge these informational silos.

When cross-domain AI analytics is introduced, industrial ecosystems gain several important capabilities.

Holistic Situational Awareness

Cross-domain analytics transforms heterogeneous telemetry into a coherent picture of enterprise operations.

Information originating from manufacturing systems, logistics infrastructures, autonomous fleets, infrastructure-monitoring platforms, energy networks, and environmental sensing systems is integrated into a unified operational context. This enables organizations to understand current conditions from an enterprise perspective rather than through isolated operational views.

Cross-Domain Predictive Intelligence

AI systems can identify relationships among equipment conditions, infrastructure health, transportation activities, resource utilization, environmental influences, and operational performance.

By understanding these relationships, the enterprise can anticipate emerging disruptions, identify developing bottlenecks, predict resource constraints, and forecast operational risks before their consequences become significant.

Coordinated Autonomous Operation

Cross-domain intelligence enables multiple autonomous systems to coordinate actions based on shared enterprise objectives.

Rather than acting independently, robots, vehicles, infrastructure systems, logistics platforms, and production resources can align decisions according to common operational goals while respecting local constraints and governance requirements.

This coordination improves overall organizational coherence.

Enterprise-Wide Resource Optimization

Production assets, transportation systems, energy infrastructures, maintenance resources, personnel, warehouse operations, and autonomous fleets can be managed as interconnected resources rather than isolated operational entities.

This broader perspective supports more efficient allocation of enterprise capabilities and improves utilization across organizational boundaries.

Improved Operational Resilience

Cross-domain analytics strengthens organizational resilience by revealing dependencies that may otherwise remain hidden.

Organizations become better equipped to identify emerging risks, anticipate cascading failures, evaluate disruption scenarios, and coordinate responses across affected domains. This capability improves both preparedness and recovery following operational disturbances.

Continuous Enterprise Learning

Operational outcomes generated anywhere within the enterprise become sources of organizational learning.

Observations from multiple facilities, autonomous systems, fleets, and operational domains contribute to the refinement of predictive models, optimization strategies, coordination policies, anomaly-detection systems, and situational-awareness capabilities.

As a result, enterprise intelligence continuously improves through accumulated operational experience.

Enhanced Strategic Decision-Making

Cross-domain analytics provides decision-makers with a broader perspective on enterprise performance.

Rather than focusing solely on local operational metrics, executives and planners gain visibility into system-wide trends, resource interdependencies, emerging risks, and long-term improvement opportunities. This perspective supports more informed strategic planning and investment decisions.

A Foundation for Enterprise Cognitive Operations

Perhaps the most significant contribution of cross-domain analytics is its ability to establish a common cognitive framework for enterprise operations.

Information, relationships, dependencies, predictions, risks, and optimization opportunities originating from multiple domains can be interpreted collectively rather than separately. This creates the foundation for higher forms of organizational intelligence capable of supporting coordinated enterprise behavior at scale.

Ultimately, cross-domain AI analytics transforms industrial ecosystems from collections of individually intelligent but operationally fragmented systems into **integrated, context-aware, and enterprise-coordinated cognitive environments**. Its significance lies not merely in the ability to process larger volumes of data, but in the ability to understand relationships across heterogeneous autonomous domains and convert that understanding into predictive intelligence, coordinated optimization, operational resilience, and actionable situational awareness. Through this capability, organizations move beyond isolated automation and toward

enterprise-wide intelligence that continuously interprets, coordinates, and improves industrial operations as a unified system.

The preceding discussion examined how cloud-assisted industrial AI extends beyond individual analytical functions to encompass telemetry fusion, cross-domain behavioral correlation, coordinated optimization, enterprise-wide situational awareness, governance oversight, predictive intelligence, and autonomous coordination. Each of these capabilities contributes a distinct layer of functionality, yet their full significance becomes apparent only when viewed collectively. Multimodal fusion creates a unified operational context; behavioral correlation reveals relationships among systems; optimization aligns actions across domains; situational awareness provides enterprise-level understanding; and governance ensures that autonomous behavior remains aligned with organizational objectives and operational constraints. Together, these capabilities form a comprehensive architecture for transforming distributed operational information into coordinated enterprise intelligence.

This progression suggests a broader shift in the role of industrial AI. Rather than functioning as isolated predictive models, standalone automation tools, or domain-specific analytical systems, cloud-assisted AI increasingly serves as an integrative layer that connects sensing, reasoning, prediction, optimization, governance, and decision support across the enterprise. Information generated by individual assets, facilities, autonomous systems, logistics networks, energy infrastructures, and digital twins is continuously transformed into shared organizational knowledge, operational awareness, and coordinated action. The result is an intelligence architecture capable of reasoning across organizational boundaries, operational domains, and temporal horizons simultaneously.

This broader perspective leads naturally to the concept of **Cloud-Assisted Industrial AI Models as Enterprise-Scale Cognitive Engines**. In this role, industrial AI is no longer viewed merely as a collection of algorithms supporting individual operational functions. Instead, it becomes a distributed cognitive infrastructure that perceives enterprise conditions, integrates heterogeneous information, learns from operational experience, anticipates future states, coordinates autonomous systems, supports human decision-makers, and continuously adapts organizational behavior. The following synthesis examines how the diverse architectural capabilities presented throughout this chapter converge to create enterprise-scale cognitive systems that augment human expertise, coordinate autonomous operations, and enable intelligent industrial enterprises capable of continuous perception, reasoning, learning, and adaptation.

f. Synthesis for Cloud-Assisted Industrial AI Models as Enterprise-Scale Cognitive Engines

Cloud-assisted industrial AI models constitute the strategic intelligence layer of modern hybrid edge-cloud industrial ecosystems. Their role extends far beyond centralized data storage, model training, or large-scale analytics. Instead, they provide the enterprise-scale cognitive capabilities required to learn from distributed operations, anticipate future conditions, explore alternative courses of action, govern autonomous behavior, and coordinate complex industrial systems across facilities, fleets, and operational domains.

The five capability domains examined throughout this section collectively form a **cloud-assisted industrial intelligence architecture** that supports continuous learning, predictive reasoning, simulation-driven planning, governance, and enterprise-wide coordination. While each domain addresses a distinct aspect of industrial intelligence, their full value emerges through their integration within a unified cloud intelligence ecosystem. The relationships among the major cloud-assisted industrial AI capability domains and their contributions to enterprise-scale cognition are summarized in Table 9.2-B31. The table summarizes how the five major cloud-assisted industrial AI capability domains collectively function as an integrated enterprise-scale cognitive architecture that supports learning, prediction, simulation, governance, coordination, and continuous adaptation throughout distributed industrial ecosystems.

The preceding sections examined five complementary cloud-assisted AI capabilities that collectively support learning, prediction, simulation, governance, and enterprise-wide coordination within modern industrial ecosystems. Although each capability addresses a distinct aspect of industrial intelligence, cloud-assisted AI derives its greatest value from the interaction among these capabilities rather than from any individual function operating in isolation. Learning systems continuously refine enterprise knowledge, predictive models generate foresight regarding future conditions, digital twins evaluate alternative courses of action, governance frameworks ensure trustworthy operation, and cross-domain analytics coordinate activities across heterogeneous operational environments. Together, these capabilities form a unified cloud intelligence architecture that transforms distributed operational data into enterprise-scale cognitive capacity. Table 9.2-B31summarizes the major capability domains and explains how each contributes to the broader enterprise cognition lifecycle underpinning cloud-assisted industrial AI systems.

Table 9.2-B31 presents the principal capability domains that comprise a cloud-assisted industrial AI architecture and identifies the cognitive functions each domain contributes to enterprise-scale intelligence**.** Rather than viewing cloud services as isolated analytical tools, the table conceptualizes cloud-assisted AI as a coordinated cognitive ecosystem that supports

organizational learning, predictive reasoning, simulation-driven evaluation, governance, optimization, and operational adaptation.

The table further illustrates how the cloud serves as more than a centralized computational platform. It functions as an enterprise intelligence layer that continuously acquires knowledge from distributed operations, transforms observations into predictive insight, evaluates alternative strategies, governs autonomous behavior, coordinates activities across operational domains, and propagates improved intelligence back into physical environments. Through these interactions, cloud-assisted AI becomes an organizational capability for continuous adaptation and informed decision-making rather than merely a collection of technical services.

Table 9.2-B31 – Cloud-Assisted Industrial AI Capability Domains and Enterprise Cognitive Functions

Capability Domain	Primary Cognitive Role	Core Functions	Key Inputs	Principal Outputs	Enterprise Contribution
1. Cloud-Scale AI Training Pipelines and Continuous Model Evolution	Enterprise Learning Engine	Data ingestion, DataOps, feature engineering, distributed training, model refinement, federated learning	Operational telemetry, historical records, simulations, digital-twin data	Trained models, knowledge representations, continuously updated AI capabilities	Continuous organizational learning and model improvement
2. Global AI Predictive Modeling and Enterprise Forecasting	Enterprise Foresight Engine	Predictive maintenance, fleet forecasting, demand forecasting, risk prediction,	Trained models, enterprise operational data, historical patterns	Future-state predictions, risk forecasts, optimization inputs	Long-horizon operational foresight

		resource forecasting			
3. AI-Powered Digital Twins and Simulation Intelligence	Enterprise Reasoning and Evaluation Engine	Scenario analysis, simulation-driven planning, what-if analysis, policy evaluation, optimization testing	Operational state information, predictive forecasts, physical models	Validated strategies, contingency plans, optimization insights	Reduced uncertainty and evidence-based planning
4. Centralized Governance and Policy Management	Enterprise Control and Assurance Engine	Policy management, compliance monitoring, deployment authorization, autonomy control, auditing	Governance policies, models, operational activities, compliance requirements	Authorized actions, governance decisions, audit trails, compliance reports	Trustworthy and accountable AI operation
5. Cross-Domain AI Analytics and Enterprise Coordination	Enterprise Integration and Coordination Engine	Multimodal fusion, dependency analysis, coordinated optimization, situational awareness, decision support	Automation systems, drones, vehicles, logistics networks, energy systems	Enterprise intelligence, coordinated actions, optimization recommendations	Enterprise-wide coordination and optimization

Cloud Intelligence Orchestration Layer	Cognitive Coordination Function	Synchronizes learning, forecasting, simulation, governance, and coordination activities	Outputs from all capability domains	Enterprise decision intelligence and orchestration directives	Unified cloud intelligence ecosystem
Edge and Operational Execution Layer	Real-Time Execution Function	Local inference, operational control, autonomous execution, contextual adaptation	Models, policies, optimization directives, operational conditions	Physical actions, performance outcomes, operational observations	Real-world implementation of cloud intelligence
Continuous Learning Feedback Layer	Enterprise Adaptation Function	Feedback integration, model refinement, governance improvement, digital-twin calibration, knowledge evolution	Operational outcomes, performance metrics, execution feedback	Improved models, strategies, forecasts, and governance policies	Continuous organizational adaptation

Table 9.2-B31 serves as a synthesis of the cloud-assisted industrial AI architecture developed throughout this section. Rather than introducing a new subsystem, the table demonstrates how previously discussed capabilities interact to form an integrated enterprise cognitive engine. The architecture reveals a progression from learning and prediction to reasoning, governance, coordination, execution, and continuous adaptation. Collectively, these capabilities enable industrial organizations to acquire knowledge, anticipate future conditions, evaluate alternatives, coordinate actions, and continuously improve operational performance across

distributed environments.

One of the most important observations from Table 9.2-B31 is that **enterprise intelligence begins with learning**. The cloud-scale AI training and model-evolution domain forms the foundation of the architecture by transforming distributed operational observations into reusable organizational knowledge. Through large-scale training pipelines, DataOps workflows, federated learning mechanisms, and continuous model refinement, the enterprise develops increasingly accurate representations of equipment behavior, operational patterns, environmental influences, and organizational processes. In this sense, the learning subsystem functions as the memory and knowledge-acquisition mechanism of the enterprise cognitive architecture.

Building upon this learning foundation, the table highlights the role of **global predictive modeling as the enterprise foresight function**. Whereas training pipelines explain what the organization has learned, predictive intelligence focuses on what is likely to occur in the future. Forecasts concerning equipment degradation, production demand, logistics requirements, resource utilization, energy consumption, and operational risk provide organizations with the ability to anticipate developments before they become operationally significant. This predictive capability transforms historical knowledge into future-oriented situational awareness.

The table further illustrates the importance of **AI-powered digital twins as reasoning and evaluation environments**. Prediction alone does not establish how an organization responds to anticipated future conditions. Digital twins provide a computational environment in which alternative decisions can be evaluated before implementation. Through simulation-driven analysis, scenario exploration, optimization testing, and counterfactual reasoning, the enterprise gains the ability to compare competing strategies and evaluate their consequences under varying conditions. Consequently, digital twins function as the reasoning and experimentation layer of the architecture.

Another significant contribution identified in the table is the role of **centralized governance and policy management**. Governance introduces the institutional controls necessary for ensuring that learning, predictions, simulations, and recommendations remain aligned with organizational requirements. The governance domain defines operational boundaries, authorization requirements, compliance obligations, audit mechanisms, and autonomy constraints. In cognitive terms, governance may be viewed as the executive control function of the architecture, determining not only what actions are possible but also which actions are permissible.

The table also highlights **cross-domain AI analytics as the integrative intelligence function**. Modern industrial ecosystems contain multiple operational domains that frequently produce intelligence independently. Manufacturing systems, logistics networks, autonomous fleets, aerial inspection systems, energy infrastructures, and enterprise applications each generate information relevant to decision-making. Cross-domain analytics brings these diverse information sources together, identifies their relationships, and coordinates their activities according to shared organizational objectives. This capability enables the enterprise to function as a unified operational system rather than a collection of disconnected autonomous domains.

A particularly notable feature of the table is the inclusion of the **cloud intelligence orchestration layer**. The architecture emphasizes that enterprise cognition does not emerge automatically from the presence of multiple intelligent subsystems. Effective coordination is required to synchronize learning outputs, predictive insights, simulation results, governance requirements, and cross-domain recommendations. The orchestration layer therefore acts as the coordinating mechanism through which enterprise-wide intelligence is assembled and

translated into actionable guidance.

The table further underscores the significance of the **edge and operational execution layer**. While cloud intelligence performs learning, reasoning, forecasting, and coordination, physical operations ultimately occur at the edge. Industrial devices, robots, vehicles, production systems, and local control platforms implement the recommendations generated through cloud intelligence. This distinction reinforces a fundamental architectural principle discussed throughout the chapter: cloud intelligence provides strategic reasoning and enterprise awareness, while edge systems provide real-time perception, localized adaptation, and immediate operational response.

Equally important is the presence of the **continuous learning feedback layer**, which closes the enterprise cognition cycle. Operational outcomes generated by edge systems do not represent the end of the analytical process. Instead, performance measurements, environmental observations, execution results, and system behavior are returned to the learning architecture for subsequent refinement. This feedback mechanism allows models, predictions, simulations, governance policies, and optimization strategies to evolve continuously as conditions change.

From an enterprise perspective, Table 9.2-B31 reveals a progression remarkably similar to cognitive processes observed in intelligent organizations. Information is acquired through observation, transformed into knowledge, used to generate expectations about the future, evaluated through reasoning, constrained by governance, coordinated across stakeholders, translated into action, and subsequently reassessed through feedback. The architecture

therefore functions not merely as a technological system but as a structured representation of enterprise cognition.

Another important insight is that none of the capability domains operate independently. Predictive intelligence depends on learned models. Digital twins depend on predictive inputs and operational observations. Governance constrains both predictive and optimization activities. Cross-domain analytics relies on outputs generated throughout the architecture. Continuous feedback improves every layer simultaneously. The table therefore demonstrates that cloud-assisted industrial AI achieves its greatest value through integration rather than specialization.

Ultimately, Table 9.2-B31 illustrates that cloud-assisted industrial AI models function as **enterprise-scale cognitive engines** capable of learning, predicting, reasoning, governing, coordinating, and adapting across large-scale industrial environments. Through the integration of learning pipelines, predictive intelligence, digital twins, governance frameworks, cross-domain analytics, orchestration services, operational execution layers, and feedback mechanisms, organizations gain the ability to transform distributed operational activity into continuously improving enterprise intelligence. The resulting architecture provides the cognitive foundation upon which hybrid edge-cloud industrial ecosystems can achieve long-term adaptation, resilience, optimization, and intelligent decision-making at scale.

Cloud-Scale AI Training Pipelines and Continuous Industrial Model Evolution establish the learning foundation of the architecture. By aggregating operational data from multiple facilities, incorporating digital-twin-generated experiences, and training increasingly sophisticated AI models, these pipelines enable continuous model improvement and enterprise-wide knowledge sharing.

Global AI Predictive Modeling for Fleet-Level and Network-Wide Optimization provides enterprise-level foresight by forecasting equipment degradation, fleet availability, energy demand, resource utilization, operational risks, and cross-facility dependencies. These predictive capabilities transform historical and real-time operational observations into actionable intelligence about future system behavior.

AI-Powered Digital Twins for Simulation-Driven Planning and Scenario Exploration provide virtual environments in which alternative operating strategies, maintenance plans, resource-allocation policies, and disruption scenarios can be evaluated before implementation. Through simulation and scenario analysis, digital twins reduce uncertainty and support informed decision-making under both expected and abnormal operating conditions.

Centralized AI Policy Management, Governance, and Compliance Enforcement establishes the governance framework within which autonomous systems operate. Through policy repositories, authorization controls, auditing mechanisms, deployment governance, and compliance monitoring, these capabilities ensure that AI systems remain trustworthy, secure, accountable, and aligned with organizational and regulatory requirements.

Cross-Domain AI Analytics Integrating Automation, Aerial Systems, and Autonomous Vehicles serves as the integrative intelligence layer of the architecture. By combining information from manufacturing systems, logistics networks, autonomous vehicles, aerial platforms, energy infrastructure, and enterprise applications, cross-domain analytics reveal hidden interdependencies and support coordinated decision-making across the entire operational ecosystem.

Collectively, these capabilities participate in a continuous cloud-level cognitive cycle in which learning, prediction, simulation, governance, and coordination reinforce one another. Conceptually, this process can be represented as:

Distributed Data → Global Learning → Predictive Intelligence → Simulation and Evaluation → Governance and Authorization → Cross-Domain Coordination → Operational Deployment → Distributed Data

Table 9.2-B31 summarized the principal capability domains that collectively form the cloud-assisted industrial AI ecosystem, identifying the distinct cognitive roles each domain performs within enterprise-scale intelligence. While the table categorizes these capabilities according to their primary functions, their true significance emerges from the continuous interactions among learning, prediction, simulation, governance, coordination, and operational execution. Industrial intelligence does not arise from any single analytical process. Instead, it emerges from a recurring cycle in which distributed operational observations are transformed into organizational knowledge, predictive foresight, simulated alternatives, governance-validated decisions, and coordinated operational actions. Figure 9.2-B31 illustrates this integrated cognitive architecture and demonstrates how cloud-assisted AI functions as a closed-loop enterprise intelligence system that continuously acquires, refines, distributes, and operationalizes knowledge across industrial environments.

Figure 9.2-B31 presents a synthesis of the cloud-assisted industrial AI architecture and illustrates how cloud platforms function as enterprise-scale cognitive intelligence engines within hybrid edge-cloud industrial ecosystems. The figure integrates the major capability domains discussed throughout this section and demonstrates how learning, forecasting,

simulation, governance, coordination, and operational execution interact within a continuous intelligence lifecycle.

Rather than portraying cloud computing as a centralized processing resource, the architecture depicts the cloud as an organizational cognition layer that continuously learns from distributed operations, anticipates future conditions, evaluates alternative actions, governs autonomous behavior, coordinates enterprise activities, and supports ongoing adaptation. Through these interactions, cloud-assisted AI transforms operational data into enterprise-wide intelligence capable of supporting large-scale decision-making and long-term organizational learning.



Figure 9.2-B31 – Cloud-Assisted Industrial AI as an Enterprise-Scale Cognitive Intelligence Architecture

The figure illustrates the integrated cloud-assisted AI architecture that supports learning, prediction, simulation, governance, coordination, and operational execution across distributed industrial ecosystems. Operational data generated by facilities, robots, autonomous vehicles, drones, energy systems, logistics networks, IoT devices, and enterprise applications are incorporated into cloud-scale learning and model-evolution processes. These learning systems generate predictive intelligence that supports forecasting, risk assessment, and enterprise foresight. Predictive outputs are evaluated within digital-twin simulation environments that enable planning, optimization, counterfactual reasoning, and scenario analysis. Governance mechanisms subsequently assess compliance, accountability, policy requirements, and autonomy constraints before actions are authorized. Cross-domain analytics integrate information across operational domains to generate situational awareness, resource-coordination strategies, and enterprise-optimization recommendations. Approved decisions are distributed to edge AI systems for localized execution within physical industrial environments. Operational outcomes, performance metrics, and environmental observations are then returned to the cloud, creating a continuous intelligence cycle that enables enterprise-wide learning and adaptation. Cross-cutting governance capabilities, including security, safety, reliability, traceability, auditability, and ethical compliance, span all architectural layers.

Legend

Figure Element	Description
Distributed Industrial Ecosystem	Physical operational environment generating observations and operational knowledge.
Facilities	Manufacturing facilities, warehouses, production plants, and industrial campuses.
Robots	Industrial robots, collaborative robots, autonomous mobile robots, and logistics robots.
Vehicles	Autonomous vehicles, AGVs, transportation assets, and fleet systems.
Drones	Aerial inspection systems generating structural, visual, thermal, and environmental information.
Energy Systems	Power-generation, storage, distribution, and energy-management infrastructures.

Logistics Networks	Transportation systems, warehouses, material-handling assets, and supply-chain infrastructure.
IoT Devices	Distributed sensing and monitoring systems throughout the industrial environment.
Enterprise Applications	ERP systems, maintenance systems, scheduling platforms, and business-process applications.
Cloud-Scale AI Training and Model Evolution	Enterprise learning subsystem responsible for model development and knowledge extraction.
Learning	Acquisition of operational knowledge from distributed observations.
Knowledge Extraction	Discovery of patterns, relationships, and operational insights.
Model Development	Training, validation, and refinement of analytical models.
Global Predictive Intelligence	Forecasting subsystem responsible for enterprise foresight and future-state estimation.
Forecasting	Prediction of operational conditions, demand, failures, and resource requirements.
Risk Assessment	Evaluation of future operational risks and emerging disruptions.
Foresight	Enterprise-level anticipation of future system behavior.
Digital Twin Simulation and Scenario Reasoning	Simulation subsystem supporting planning and alternative strategy evaluation.
What-If Analysis	Exploration of hypothetical operating conditions and decisions.
Planning	Evaluation of prospective operational strategies.

Optimization	Identification of preferred solutions under specified objectives and constraints.
Governance, Policy Management, and Authorization	Governance subsystem responsible for control, compliance, and accountability.
Compliance	Verification of adherence to organizational and regulatory requirements.
Accountability	Traceable governance and decision oversight.
Autonomy Control	Determination of authorized autonomous behaviors and permissions.
Cross-Domain Analytics and Enterprise Coordination	Integration subsystem that connects multiple operational domains.
Situational Awareness	Enterprise-wide understanding of operational conditions and dependencies.
Resource Coordination	Alignment of assets, facilities, fleets, personnel, and infrastructure.
Enterprise Optimization	Enterprise-level balancing of competing objectives and constraints.
Orchestrated Enterprise Decisions	Coordinated outputs distributed throughout the industrial architecture.
Models	Trained AI models distributed to operational systems.
Policies	Governance directives and operational constraints.
Forecasts	Predictive intelligence outputs.
Plans	Operational and strategic recommendations.
Recommendations	Coordinated guidance for decision-makers and autonomous systems.

Edge AI and Autonomous Execution	Local execution layer responsible for real-time action.
Real-Time Inference	Immediate decision-making based on current operational conditions.
Autonomous Control	Execution of approved AI-driven actions.
Local Adaptation	Context-sensitive adjustment to local conditions.
Operational Response	Direct interaction with physical industrial processes.
Physical Operations and Outcomes	Real-world implementation and observable results of AI-assisted decisions.
Operational Feedback	Performance data and environmental observations returned for learning.
Cloud-Edge Infrastructure	Supporting communication and computational architecture connecting cloud and edge systems.
Cross-Cutting Capabilities	Security, safety, reliability, traceability, auditability, ethics, and compliance mechanisms spanning all layers.
Enterprise-Scale Cognitive Engine for Industrial Intelligence	Integrated architecture supporting continuous enterprise learning, reasoning, and adaptation.

Figure 9.2-B31 represents the culmination of the cloud-assisted industrial AI architecture presented throughout this section. Rather than introducing a new subsystem, the figure integrates the preceding domains into a unified cognitive framework that illustrates how industrial enterprises learn, reason, govern, coordinate, and adapt at scale. The architecture demonstrates how cloud-assisted AI functions as an enterprise-wide intelligence engine capable of transforming distributed operational activity into continuously improving organizational knowledge and coordinated action.

One of the most important insights provided by Figure 9.2-B31 is that **enterprise intelligence originates within operational environments rather than within the cloud itself**. The architecture begins with the distributed industrial ecosystem, where facilities, robots, vehicles, drones, energy infrastructures, logistics networks, IoT devices, and enterprise applications

continuously generate operational observations. These observations collectively form the raw experiential knowledge from which organizational intelligence emerges.

The figure further emphasizes the role of **cloud-scale AI training and model evolution as the learning subsystem of the enterprise**. This capability acquires knowledge from distributed operations, extracts meaningful relationships, and develops increasingly capable analytical models. In cognitive terms, this layer functions as the memory and learning mechanism of the architecture, continuously transforming operational experience into reusable organizational knowledge.

Building upon this learning foundation, the **global predictive intelligence layer** serves as the enterprise foresight mechanism. Predictions regarding equipment behavior, operational risk, resource demand, logistics conditions, and system performance provide the organization with the ability to anticipate future developments before they become operational realities. This capability transforms accumulated knowledge into future-oriented awareness.

Another major contribution illustrated by the figure is the role of **digital twin simulation and scenario reasoning**. Prediction alone does not determine organizational actions in response to anticipated future conditions. Digital twins provide virtual environments in which alternative strategies can be evaluated, risks assessed, and possible future outcomes explored before deployment. This allows organizations to reason about alternative futures rather than relying solely on forecasts.

The figure also portrays **governance, policy management, and authorization** as an integral cognitive function rather than an administrative afterthought. Governance evaluates recommendations, applies organizational constraints, enforces compliance requirements, and determines the extent of permitted autonomy. As a result, intelligence is not merely optimized for performance but is also constrained by rules, policies, accountability mechanisms, and operational responsibilities.

Equally important is the role of **cross-domain analytics and enterprise coordination**, which integrates information across heterogeneous operational domains. Manufacturing systems, transportation networks, energy infrastructures, logistics operations, and autonomous platforms are no longer treated as isolated systems. Instead, they become interconnected components of a common enterprise intelligence environment. Through situational awareness and resource coordination, the architecture develops a holistic understanding of organizational conditions and dependencies.

A particularly noteworthy aspect of the figure is the **orchestrated enterprise decision layer**, which acts as the interface between cloud intelligence and operational execution. Rather than

directly controlling physical systems, the cloud generates models, forecasts, policies, plans, and recommendations that guide local action. This architecture preserves the distinction between strategic reasoning and operational execution while enabling both layers to collaborate effectively.

The figure further reinforces the importance of **edge AI and autonomous execution**. Real-time industrial environments require immediate responses, localized adaptation, and context-sensitive decision-making that cannot always depend on cloud latency or connectivity. Edge systems therefore operationalize cloud-generated intelligence while retaining the autonomy necessary to respond effectively to local conditions.

Another major insight is the presence of the **continuous feedback cycle** connecting physical outcomes to future learning. Operational results are not treated as final outputs; instead, they become new inputs to learning systems, predictive models, simulation environments, governance assessments, and coordination processes. This recursive structure transforms the architecture into a continuously adapting enterprise intelligence system.

The figure also demonstrates that **cloud and edge intelligence are complementary rather than competing paradigms**. Cloud platforms provide large-scale learning, strategic planning, predictive reasoning, simulation, and enterprise visibility. Edge systems provide responsiveness, physical interaction, local context awareness, and real-time control. The architecture achieves its effectiveness through the integration of these complementary capabilities rather than through reliance on either layer alone.

Finally, the cross-cutting capabilities shown along the side of the figure emphasize that intelligence must remain trustworthy throughout its lifecycle. Security, safety, reliability, traceability, auditability, ethical considerations, and compliance requirements permeate every cognitive activity. These mechanisms ensure that enterprise learning, optimization, and autonomy remain aligned with organizational objectives and societal expectations.

Ultimately, Figure 9.2-B31 demonstrates that cloud-assisted industrial AI functions as an **enterprise-scale cognitive engine** rather than simply a collection of cloud services. Through the integrated operation of learning, prediction, simulation, governance, coordination, orchestration, execution, and feedback, the architecture continuously converts operational experience into organizational intelligence. This capability enables industrial enterprises to adapt, optimize, and coordinate their activities at a scale and level of complexity that would be difficult to achieve through isolated systems or human decision-making alone.

This cycle illustrates that cloud-assisted industrial AI functions as a closed-loop intelligence system rather than a collection of independent analytical services. Data generated by

distributed operations fuels cloud-scale learning processes; trained models generate predictive intelligence; predictive insights inform simulation-driven planning; governance mechanisms validate and authorize decisions; and cross-domain coordination transforms approved recommendations into enterprise-wide actions. The outcomes of these actions then generate new operational observations that reenter the learning cycle, creating a continuous process of organizational adaptation and improvement.

The resulting intelligence is propagated throughout the industrial ecosystem via controlled deployment and orchestration mechanisms. Updated models, optimized policies, governance directives, planning recommendations, and coordination strategies are distributed to edge platforms, embedded AI systems, robots, autonomous vehicles, industrial controllers, and other operational assets. In return, operational outcomes, performance metrics, environmental observations, and execution results flow back to the cloud, supporting further model refinement, forecasting improvement, digital-twin calibration, policy validation, and enterprise learning.

This architecture highlights a fundamental distinction between **cloud intelligence** and **edge execution**. Cloud platforms provide the computational resources and analytical depth necessary for large-scale learning, long-horizon forecasting, simulation-driven reasoning, enterprise-wide optimization, and strategic coordination. Edge systems, by contrast, provide localized perception, real-time inference, context-sensitive adaptation, and immediate operational response. Neither layer is sufficient in isolation. Cloud intelligence supplies global awareness and strategic reasoning, while edge intelligence ensures that decisions can be executed within the latency, resource, reliability, and safety constraints of physical industrial environments.

Consequently, cloud-assisted industrial AI models provide the **enterprise-scale cognitive foundation** upon which hybrid edge-cloud intelligence depends. They explain how industrial knowledge is acquired, refined, forecasted, simulated, governed, and coordinated across large-scale operational environments. Through these capabilities, cloud platforms transition from computational resources to organizational learning systems capable of supporting continuous adaptation, enterprise-wide optimization, and intelligent decision-making at scale.

With cloud-assisted AI establishing the strategic cognitive engines of industrial ecosystems, the next architectural challenge is to design the embedded AI systems that operationalize this intelligence at the edge. The next exploration therefore examines how embedded and edge-based AI architectures translate cloud-generated knowledge into real-time perception, autonomous decision-making, and adaptive control within physical industrial environments.

g. Conclusion for Cloud-Assisted Industrial AI Models

Cloud-assisted industrial AI models constitute the strategic intelligence layer of modern industrial ecosystems. Although the individual capabilities discussed throughout this section address different aspects of industrial cognition, their collective significance emerges when viewed as components of a unified cloud-level intelligence architecture. Together, these capabilities enable industrial systems to learn continuously, predict future conditions, simulate alternative operating strategies, enforce governance policies, and coordinate complex operations across facilities, fleets, supply chains, and autonomous systems.

To summarize this architecture, the following table consolidates the major cloud-assisted AI capabilities into a structured taxonomy. **Table 9.2-B32** highlights the core components that define cloud-scale industrial intelligence, the primary AI functions they perform, the key technological capabilities they employ, and the operational benefits they deliver. By examining these components collectively, it becomes easier to understand how cloud cognition extends beyond data storage and analytics to become an active enterprise-scale decision-making and optimization platform.

The preceding discussion demonstrated that cloud-assisted industrial AI encompasses a diverse set of capabilities, including large-scale model training, predictive analytics, digital-twin simulation, governance enforcement, and cross-domain intelligence integration. Although each capability addresses a distinct aspect of enterprise cognition, their collective significance becomes clearer when examined as elements of a unified cloud intelligence architecture. Understanding how these capabilities complement one another requires a structured perspective that highlights their primary functions, enabling technologies, and operational contributions. The following table provides this summary by organizing the major components of cloud-assisted industrial AI into a concise architectural taxonomy, illustrating how cloud platforms transform distributed operational data into enterprise-scale intelligence and coordinated decision-making.

Table 9.2-B32 presents a consolidated view of the core components that define cloud-assisted industrial AI models. The table organizes cloud-level capabilities into five foundational domains: cloud-scale training pipelines, global predictive modeling, AI-powered digital twins, centralized AI governance, and cross-domain analytics. For each component, the table identifies the primary AI function, representative capabilities, and the industrial impact generated through its deployment.

Rather than representing independent technologies, these components form an interconnected intelligence ecosystem. Training pipelines continuously improve AI models; predictive systems

transform operational data into foresight; digital twins provide simulation environments for experimentation and planning; governance frameworks ensure trustworthy and compliant operation; and cross-domain analytics connect information across previously isolated operational environments. Together, these components create the cloud-level cognitive infrastructure that supports enterprise-wide learning, optimization, and coordination.

Table 9.2-B32 — Core Components of Cloud-Assisted Industrial AI Models

Component	AI Function	Key Capabilities	Industrial Impact
Cloud-Scale Training Pipelines	Continuous model evolution	Distributed training, DataOps, simulation-first learning	Higher accuracy, rapid adaptation
Global Predictive Modeling	Fleet & network optimization	Predictive maintenance, cross-site forecasting	Reduced downtime, optimized throughput
AI-Powered Digital Twins	Simulation-driven planning	Scenario exploration, closed-loop optimization	Lower risk, faster innovation
Centralized AI Governance	Policy enforcement	Compliance monitoring, policy propagation	Safe, consistent enterprise-wide AI
Cross-Domain Analytics	Multi-modal intelligence	Automation + aerial + autonomous vehicle integration	Unified operational awareness

Understanding the Core Components of Cloud-Assisted Industrial AI

Table 9.2-B32 illustrates that cloud-assisted industrial AI extends well beyond centralized data processing. Instead, cloud platforms serve as enterprise-scale cognitive engines that continuously generate, refine, govern, and coordinate intelligence across distributed operational environments. Each component contributes a distinct cognitive capability while simultaneously supporting the broader goals of learning, prediction, optimization, and organizational adaptation.

The first component, **Cloud-Scale Training Pipelines**, forms the learning foundation of the architecture. Through distributed training infrastructures, Industrial DataOps frameworks, and simulation-assisted learning environments, cloud platforms continuously refine AI models using data collected from multiple facilities and operational domains. The resulting models improve

their ability to generalize across equipment types, environmental conditions, and operational scenarios, enabling rapid adaptation to changing industrial environments.

The second component, **Global Predictive Modeling**, transforms accumulated operational data into actionable foresight. By analyzing telemetry from distributed assets and facilities, predictive models forecast equipment failures, optimize maintenance schedules, identify emerging risks, and estimate future resource requirements. This capability allows industrial organizations to anticipate future conditions and make proactive decisions rather than reacting to events after they occur.

The third component, **AI-Powered Digital Twins**, introduces simulation-driven intelligence into the decision-making process. Digital twins create virtual representations of physical systems that remain synchronized with operational reality. Within these environments, organizations can evaluate alternative production strategies, maintenance plans, resource allocations, and contingency responses before implementing them in physical operations. This capability reduces uncertainty while accelerating innovation and optimization.

The fourth component, **Centralized AI Governance**, provides the organizational mechanisms necessary to scale AI responsibly. Governance frameworks establish policies governing model deployment, data access, operational authorization, regulatory compliance, and auditability. As industrial AI systems become more autonomous and more widely distributed, centralized governance ensures that decision-making remains transparent, secure, accountable, and aligned with enterprise objectives.

The fifth component, **Cross-Domain Analytics**, serves as the integrative layer that connects diverse operational domains into a unified intelligence ecosystem. By combining information from industrial automation systems, aerial inspection platforms, autonomous vehicles, logistics networks, and enterprise applications, cloud AI can identify relationships and interdependencies that remain invisible within isolated systems. This holistic perspective supports coordinated optimization across the enterprise rather than optimizing each subsystem independently.

Viewed collectively, the components summarized in Table 9.2-B32 describe a progression from learning to action. Training pipelines create increasingly capable AI models; predictive systems transform learned knowledge into forecasts; digital twins evaluate the consequences of alternative decisions; governance frameworks validate and authorize those decisions; and cross-domain analytics coordinate their implementation across complex operational environments. This progression reflects the transformation of raw operational data into increasingly sophisticated forms of enterprise intelligence.

More broadly, Table 9.2-B32 highlights a fundamental characteristic of cloud-assisted industrial AI: intelligence is created not through any single capability, but through the interaction of multiple complementary functions operating within a common cognitive framework. Training, prediction, simulation, governance, and coordination together enable cloud platforms to serve as enterprise-scale intelligence engines that continuously learn from operations, adapt to changing conditions, and guide decision-making across industrial ecosystems. Through this integration, cloud-assisted AI becomes a strategic capability for achieving operational efficiency, resilience, innovation, and long-term organizational optimization.

Table 9.2-B32 identifies the principal components that collectively define cloud-assisted industrial AI, highlighting the learning, predictive, simulation, governance, and analytical capabilities that enable enterprise-scale intelligence. While the table provides a functional taxonomy of these capabilities, it does not fully illustrate how they interact within an operational industrial ecosystem. In practice, cloud-scale training pipelines, predictive models, digital twins, governance services, and cross-domain analytics operate as tightly interconnected elements of a larger cognitive architecture. Figure 9.2-B32 extends this perspective by visualizing how these components cooperate within a cloud-centric intelligence stack, demonstrating how information, policies, predictions, and optimization strategies flow between enterprise cloud services and distributed operational environments.

Figure 9.2-B32 presents a conceptual architecture for cloud-assisted industrial AI, illustrating how cloud-scale cognitive services integrate learning, prediction, simulation, governance, and cross-domain coordination into a unified enterprise intelligence platform. The figure depicts cloud cognition as a layered architecture in which large-scale AI models continuously learn from distributed operational environments, generate predictive insights, evaluate alternative scenarios, enforce governance requirements, and coordinate decision-making across multiple industrial domains.

The architecture emphasizes that cloud-assisted AI is not merely a collection of analytical services residing within a datacenter. Rather, it functions as a continuously evolving intelligence ecosystem that receives telemetry from edge systems, transforms operational data into enterprise knowledge, and distributes optimized models, governance policies, and decision recommendations back to operational environments. Through this continuous feedback loop, cloud platforms become active participants in industrial operations rather than passive repositories of information.

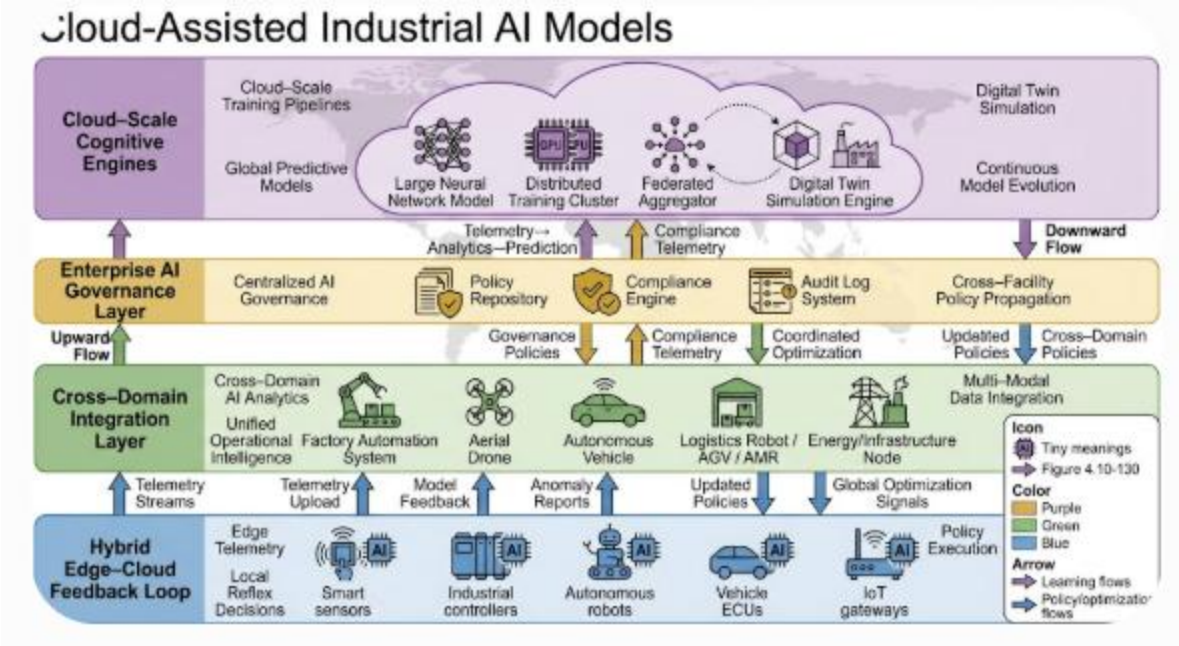

Figure 9.2-B32 — Cloud-Assisted Industrial AI Models

The figure illustrates a layered cloud-assisted industrial AI architecture in which cloud-scale cognitive engines, enterprise governance services, cross-domain analytical platforms, and hybrid edge-cloud feedback mechanisms operate together to create a continuously evolving industrial intelligence ecosystem. Telemetry, anomaly reports, operational metrics, and local observations flow upward from edge environments to cloud services, where large-scale learning, predictive modeling, and digital-twin simulation generate enterprise-scale intelligence. Optimized models, governance policies, coordination directives, and operational recommendations are subsequently distributed back across the industrial environment, enabling continuous learning, enterprise-wide optimization, and coordinated autonomous operation.

Legend

Figure Element	Description
Cloud-Scale Cognitive Engines	Enterprise-level AI services responsible for model training, continuous learning, predictive analytics, digital-twin simulation, and global optimization.
Large Neural Network Models	Cloud-hosted AI models trained using data aggregated across facilities, fleets, and operational domains.
Training Cluster	Distributed computational infrastructure supporting large-scale AI model development and retraining.

Federated Aggregation	Learning framework that combines knowledge from distributed facilities while minimizing movement of raw operational data.
Digital Twin Simulation Engine	Virtual environment used for scenario exploration, planning, optimization, and simulation-driven decision support.
Enterprise AI Governance Layer	Organizational control layer responsible for policy enforcement, compliance monitoring, auditability, and authorization management.
Compliance Engine	Mechanism for validating AI behavior against organizational policies and regulatory requirements.
Audit Log System	Records model updates, policy decisions, and operational activities for traceability and accountability.
Cross-Domain Integration Layer	Analytical layer integrating automation systems, drones, autonomous vehicles, robots, energy systems, and enterprise applications.
Multi-Modal Data Integration	Combines heterogeneous operational data into a unified analytical framework.
Hybrid Edge-Cloud Feedback Layer	Operational interface connecting physical industrial systems with cloud intelligence services.
Telemetry Streams	Upward flow of observations, performance metrics, anomaly reports, and operational state information.
Policy and Optimization Flows	Downward flow of governance directives, predictive recommendations, optimized models, and coordination strategies.
Industrial Sensors and Controllers	Edge devices generating operational data and executing cloud-informed decisions within physical environments.
Autonomous Robots and Vehicles	Distributed autonomous systems participating in cloud-coordinated industrial operations.
IoT Gateways and ECUs	Intermediate computational platforms that connect local operations with cloud intelligence services.

Understanding Cloud-Assisted Industrial AI as a Multi-Layer Cognitive Architecture

Figure 9.2-B32 illustrates cloud-assisted industrial AI as a hierarchical cognitive architecture in which enterprise-level intelligence emerges from the coordinated interaction of learning systems, predictive models, governance frameworks, cross-domain analytics, and distributed operational feedback. Rather than depicting cloud computing as a centralized processing resource, the figure presents cloud services as an active cognitive layer that continuously learns from industrial operations, develops system-level understanding, and influences decision-making across the enterprise.

At the top of the architecture are the **Cloud-Scale Cognitive Engines**, which provide the computational foundation for large-scale learning and strategic reasoning. Components such as distributed training clusters, large neural networks, federated learning mechanisms, and digital-twin simulation engines continuously transform operational data into increasingly sophisticated forms of intelligence. These services support activities that require substantial computational resources, including enterprise-wide model development, simulation-driven planning, and multi-facility optimization.

A particularly important aspect of this layer is the interaction among training pipelines, predictive models, and digital twins. Training systems continuously refine AI models using operational telemetry and simulation-generated data. Predictive models transform learned knowledge into forecasts of future system behavior, while digital twins provide virtual environments in which alternative operating strategies can be evaluated before implementation. Together, these capabilities create a cloud-based environment for continuous learning and decision support.

Directly beneath the cognitive layer is the **Enterprise AI Governance Layer**, which serves as the organizational control and oversight mechanism for distributed AI systems. Governance services ensure that autonomous decision-making remains aligned with enterprise objectives, operational policies, and regulatory obligations. Components such as compliance engines, audit systems, policy repositories, and authorization services establish the guardrails within which AI systems operate. Their placement within the architecture emphasizes that governance is not an external administrative function but an integral component of industrial intelligence.

The **Cross-Domain Integration Layer** occupies the middle of the architecture and represents one of the defining capabilities of cloud-assisted industrial AI. Industrial environments increasingly incorporate diverse autonomous systems, including manufacturing equipment, logistics robots, drones, autonomous vehicles, and energy-management platforms. The integration layer combines information from these domains into a unified analytical

environment, allowing cloud intelligence to identify relationships and dependencies that would otherwise remain hidden within isolated operational systems. This capability enables coordinated optimization across production, transportation, maintenance, inspection, and energy-management functions.

At the base of the architecture lies the **Hybrid Edge-Cloud Feedback Layer**, which provides the continuous operational connection between cloud cognition and physical industrial systems. Industrial sensors, controllers, autonomous robots, vehicle control units, and IoT gateways generate telemetry, performance measurements, anomaly reports, and operational state information. These data streams flow upward into cloud intelligence platforms, where they contribute to learning, forecasting, simulation, and optimization processes.

Equally important is the downward flow of intelligence. Optimized models, predictive insights, governance policies, operational recommendations, and coordination directives are distributed back to edge systems through controlled deployment mechanisms. This bidirectional exchange creates a continuous feedback loop through which operational experience contributes to enterprise learning, and enterprise learning continually improves operational performance.

Figure 9.2-B32 also illustrates an important architectural principle: intelligence is distributed across multiple levels rather than concentrated within a single computational location. Cloud systems provide enterprise-wide visibility, long-horizon reasoning, and large-scale learning, while edge systems provide local context, real-time responsiveness, and direct interaction with physical processes. The interaction between these layers creates a form of distributed cognition in which strategic intelligence and operational execution continually reinforce one another.

Viewed as a whole, Figure 9.2-B32 depicts cloud-assisted industrial AI as a comprehensive enterprise intelligence ecosystem that integrates learning, prediction, simulation, governance, and coordination within a single architectural framework. The figure demonstrates how cloud cognition transforms distributed operational data into enterprise knowledge, converts knowledge into optimized decisions, and continuously feeds those decisions back into industrial operations. Through this process, cloud-assisted AI evolves from a collection of analytical tools into a persistent organizational learning system capable of supporting adaptive optimization, large-scale coordination, and intelligent decision-making across complex industrial environments.

The progression presented throughout this section highlights a fundamental architectural distinction between **cloud-level cognition** and **embedded execution**. Cloud platforms excel at large-scale learning, long-horizon forecasting, simulation-driven reasoning, policy governance, and enterprise-wide optimization. Physical industrial systems, however, ultimately depend on

the ability to execute this intelligence within environments characterized by strict latency requirements, constrained computational resources, functional-safety considerations, and continuously changing operating conditions.

The next stage in the evolution of industrial AI therefore concerns the design of systems capable of operationalizing cloud-generated intelligence within physical environments. This challenge requires architectures that can translate enterprise-level knowledge into reliable, context-aware, and resource-efficient behavior at the edge.

The next section examines **Architectural Synthesis and Design Patterns for Physical AI Deployment**, exploring the embedded AI architectures, deployment patterns, lifecycle-management approaches, safety mechanisms, trust frameworks, and emerging hardware-software co-design strategies that enable intelligent behavior to be realized within real-world industrial systems. In this progression, the focus shifts from **enterprise-scale intelligence generation and coordination** to **localized autonomous execution**, bridging the gap between cloud cognition and the practical realities of physical industrial intelligence.

Summary

Section 9.2: Hybrid Edge–Cloud AI Topologies and Cloud-Assisted Industrial Intelligence

Section 9.2 examined the architectural foundations of **hybrid edge–cloud AI systems** and the role of cloud-assisted industrial AI models in enabling intelligent, autonomous, and interconnected industrial ecosystems. As industrial environments increasingly integrate embedded AI devices, IoT sensing networks, industrial gateways, autonomous robots, aerial inspection systems, connected vehicles, and large-scale cloud platforms, intelligence can no longer be confined to a single computational layer. Instead, it must be distributed across heterogeneous computing environments according to operational requirements involving latency, bandwidth, computational capacity, energy consumption, reliability, security, and safety.

The section established that hybrid edge–cloud AI is not simply a deployment arrangement in which some computations occur locally and others remotely. It represents a **distributed cognitive architecture** in which embedded devices, edge platforms, and cloud systems perform complementary intelligence functions. Edge systems provide immediate perception, localized inference, rapid anomaly detection, and autonomous responses, while cloud platforms provide computationally intensive model training, global predictive analytics, simulation, enterprise-level optimization, governance, and cross-domain coordination. Their integration creates a continuously evolving intelligence framework that combines local responsiveness with global operational awareness.

The first architectural dimension focused on **intelligent workload distribution and hierarchical autonomy across edge and cloud tiers**. AI-driven partitioning determines where models and computational workloads must execute based on available resources, workload complexity, latency requirements, energy constraints, privacy considerations, and operational criticality. Latency-aware AI routing complements this capability by determining how inference requests, telemetry, model updates, and decision information move through the distributed architecture. Together, these mechanisms enable adaptive workload placement and efficient information exchange across devices, gateways, edge servers, and cloud platforms.

The section further established the importance of **hierarchical AI autonomy**, in which local reflex agents, edge-level coordination agents, and cloud-scale optimization loops operate at different spatial and temporal scales. Local agents handle immediate perception and operational responses, edge agents coordinate activities within facilities or regional environments, and cloud systems perform long-horizon forecasting, global resource optimization, and strategic decision-making. This hierarchical structure preserves local

autonomy while allowing enterprise-level intelligence to influence distributed operations through controlled coordination mechanisms.

Building on hierarchical autonomy, the discussion extended to **cross-facility AI coordination and resilience**. Cloud-assisted intelligence enables geographically distributed facilities to exchange operational insights, identify common patterns, coordinate resources, and refine shared models. At the same time, resilient hybrid architectures must remain functional when network connectivity deteriorates, cloud services become unavailable, or local computing resources are constrained. AI-driven degradation modes, cached policies, local model substitution, offline cognitive strategies, and controlled recovery mechanisms allow systems to maintain essential capabilities while preserving validated safety constraints and deterministic protective functions.

The second major architectural dimension examined the strategic intelligence capabilities of **cloud-assisted industrial AI models**. Cloud platforms provide the computational scale and data integration capabilities required to support continuous industrial model evolution and enterprise-wide intelligence. Cloud-scale training pipelines aggregate and harmonize distributed industrial data, perform large-scale feature engineering, train advanced AI models, incorporate simulation-generated experiences, and distribute validated model improvements across facilities and autonomous fleets. This continuous learning process enables industrial AI systems to adapt to changing equipment conditions, evolving production requirements, new operational environments, and emerging system behaviors.

The section also explored **global AI predictive modeling for fleet-level and network-wide optimization**. By analyzing telemetry and operational information across multiple facilities, cloud AI models forecast equipment degradation, remaining useful life, fleet performance, resource demand, energy consumption, transportation conditions, and potential operational disruptions. These predictive capabilities allow enterprises to anticipate emerging problems, coordinate maintenance activities, balance distributed resources, and optimize production and logistics across organizational boundaries. Predictive intelligence therefore extends industrial decision-making beyond immediate equipment conditions toward longer-term operational foresight.

Another important capability is **AI-powered digital twins for simulation-driven planning and scenario exploration**. Digital twins combine real-world telemetry, AI-based state estimation, physical models, and simulation environments to represent industrial assets, processes, facilities, and interconnected operational systems. They enable enterprises to evaluate alternative production strategies, examine equipment-failure scenarios, test autonomous policies, explore resource-allocation decisions, and assess potential disruptions before introducing corresponding changes into physical operations. Integrated with cloud training and

predictive modeling, digital twins create a feedback-driven environment in which simulation results can support model refinement, policy evaluation, and more informed operational planning. Their effectiveness, however, depends on model fidelity, validation, uncertainty management, and careful consideration of the simulation-to-real-world gap.

The section subsequently addressed **centralized AI policy management, governance, and compliance enforcement** as essential requirements for scaling industrial autonomy responsibly. Enterprise governance establishes authoritative policies governing safety, autonomy permissions, data access, cybersecurity, operational boundaries, and regulatory obligations. AI-assisted policy analysis, behavioral monitoring, compliance correlation, model validation, and controlled policy propagation help maintain consistency and accountability across distributed facilities and autonomous systems. Importantly, centralized governance defines enterprise-wide requirements, while local policy engines, deterministic controllers, and validated safety mechanisms enforce applicable constraints at the edge. This separation ensures that global coordination does not compromise immediate operational protection or local autonomy.

Finally, the section examined **cross-domain AI analytics integrating automation, aerial systems, and autonomous vehicles**. Modern industrial ecosystems generate heterogeneous information from factory automation, inspection drones, autonomous vehicles, logistics robots, energy infrastructure, and distributed sensing networks. Multimodal AI fusion, semantic harmonization, graph neural networks, temporal analysis, and cross-domain anomaly detection transform these separate information streams into a unified operational context. Cloud AI can then identify relationships among otherwise independent systems, anticipate cascading disruptions, coordinate resources, and optimize activities across production, transportation, energy, maintenance, and logistics. This capability moves industrial intelligence beyond isolated subsystem optimization toward holistic enterprise-wide situational awareness and coordinated autonomous operation.

Collectively, the capabilities developed in Section 9.2 establish a comprehensive **hybrid edge–cloud cognitive architecture** in which distributed intelligence, continuous learning, predictive modeling, simulation, governance, and cross-domain analytics operate as interconnected components of a larger industrial ecosystem. The architecture combines the responsiveness and operational independence of embedded AI with the computational scale, analytical depth, and global coordination capabilities of cloud AI.

The fundamental architectural principle is that **cloud intelligence and edge intelligence are complementary rather than competing capabilities**. Cloud platforms provide the strategic intelligence required to learn from enterprise-wide operational data, predict future conditions, evaluate alternative scenarios, govern autonomous behavior, and coordinate heterogeneous

systems. Embedded and edge AI platforms translate this intelligence into localized perception, inference, adaptation, and execution under real-time resource, reliability, and safety constraints. Continuous feedback between these layers enables industrial systems to evolve while maintaining operational continuity and controlled autonomy.

Ultimately, hybrid edge–cloud AI transforms conventional industrial automation into a **distributed, continuously learning, predictive, resilient, and enterprise-coordinated intelligence architecture**. It establishes the technological foundation for integrating embedded AI devices, industrial IoT networks, autonomous machines, and cloud-scale intelligence into a unified industrial cognitive ecosystem.

This architectural foundation leads directly to Section 9.3, which examines the design and implementation of **embedded AI architectures for industrial autonomy**. Whereas Section 9.2 establishes how intelligence is distributed, coordinated, trained, and governed across edge and cloud environments, Section 9.3 focuses on how AI capabilities are physically implemented within embedded platforms. It addresses AI-centric architectural trade-offs, hardware and software integration, reference architectures for industrial autonomy, embedded AI lifecycle management, integrated safety and trust mechanisms, and emerging developments in adaptive edge intelligence and hardware–AI co-design.

Assessments & Exercises

Section 9.2: Hybrid Edge–Cloud AI Topologies and Cloud-Assisted Industrial Intelligence

PART I — MULTIPLE CHOICE QUESTIONS (10 QUESTIONS)

1. Which statement best describes the primary purpose of a hybrid edge-cloud AI architecture?

A. To replace cloud computing with embedded AI systems
B. To centralize all industrial intelligence within data centers
C. To combine real-time edge autonomy with cloud-scale learning, optimization, and coordination
D. To eliminate network communication between industrial systems

2. In a hybrid edge-cloud AI architecture, AI-driven workload partitioning primarily determines:

A. How industrial devices are physically connected
B. Where models, data processing functions, and decision-making tasks should execute
C. How cybersecurity policies are enforced
D. How user interfaces are designed

3. Which factor would most strongly favor executing an AI workload at the edge rather than in the cloud?

A. Enterprise-wide forecasting requirements
B. Long-horizon production planning
C. Safety-critical control requiring millisecond response times
D. Multi-facility optimization

4. The primary objective of latency-aware AI routing is to:

A. Maximize cloud-resource utilization
B. Minimize model-training costs
C. Direct inference requests and decision flows along execution paths that satisfy operational constraints and response deadlines
D. Eliminate all communication between cloud and edge systems

5. Hierarchical AI autonomy in hybrid architectures is best characterized by:

A. Local devices operating independently with no cloud involvement
B. Layered control loops combining local reflex agents with cloud-level optimization and

planning
C. A centralized architecture in which all decisions occur in the cloud
D. A strictly rule-based industrial control system

6. Which of the following is a primary benefit of AI-powered digital twins?

A. They eliminate the need for physical industrial equipment.
B. They allow operational strategies and scenarios to be evaluated before deployment in physical systems.
C. They replace predictive maintenance algorithms.
D. They function exclusively as visualization tools.

7. Federated learning differs from conventional centralized model training because it:

A. Eliminates cloud participation entirely
B. Requires all training data to be transferred to a central repository
C. Allows participants to train models locally while contributing updates to a shared global model
D. Prevents model retraining after deployment

8. Which cloud-assisted AI capability is primarily responsible for detecting enterprise-wide patterns across geographically distributed facilities?

A. Edge inference acceleration
B. Global predictive modeling
C. Local reflex control
D. Device-level feature extraction

9. Centralized AI governance primarily focuses on:

A. Increasing processor clock speeds
B. Reducing data-storage requirements
C. Ensuring policy compliance, accountability, auditability, and safe deployment of AI systems
D. Replacing predictive analytics models

10. Which statement best describes the relationship between cloud intelligence and edge intelligence?

A. Cloud intelligence and edge intelligence perform identical functions.
B. Edge intelligence provides strategic planning, while cloud intelligence performs only local control.
C. Cloud intelligence provides enterprise-scale learning and optimization, while edge

intelligence provides localized perception and real-time execution.
D. Cloud intelligence eliminates the need for edge intelligence.

PART II — SCENARIO-BASED ANALYSIS

Scenario 1: Smart Manufacturing Network

A manufacturing enterprise operates six factories located across multiple geographic regions. Each facility contains robotic assembly systems, industrial vision stations, AGVs, predictive-maintenance sensors, and local edge-AI platforms. Management wants to improve production efficiency while minimizing downtime and energy consumption. Historical data from all facilities is available in a centralized cloud platform.

Questions

1. Which workloads should remain at the edge and which should be delegated to the cloud? Justify your recommendations using latency, safety, and computational requirements.
2. Explain how AI-driven partitioning and latency-aware routing would support efficient operation across the six facilities.
3. Describe how global predictive modeling could improve fleet-level maintenance planning.
4. Explain how a digital twin of the manufacturing network could be used to evaluate alternative production schedules before deployment.
5. Discuss the role of AI governance in ensuring that operational policies remain consistent across all facilities.

Scenario 2: Autonomous Logistics and Distribution System

A logistics company operates a large fleet of autonomous delivery vehicles, warehouse robots, aerial inventory drones, and IoT-enabled storage facilities. Each system continuously generates operational telemetry that is transmitted to a cloud-based AI platform. The company wants to optimize delivery times, reduce energy consumption, and improve coordination across its logistics network.

Questions

1. Identify the major sources of operational data that would contribute to cloud-assisted learning and optimization.
2. Explain how cross-domain AI analytics could coordinate warehouse operations, autonomous vehicles, and aerial inspection systems.
3. Describe how predictive models could improve route planning, inventory management, and asset utilization.
4. Explain how simulation-driven planning and digital twins could be used to evaluate the impact of a major transportation disruption.
5. Discuss how hybrid edge-cloud architectures would maintain operations if cloud connectivity is temporarily degraded.

Scenario 3: Smart Energy and Critical Infrastructure Ecosystem

A regional utility company manages renewable-energy facilities, substations, transmission assets, autonomous inspection drones, and smart-grid infrastructure. The organization plans to deploy cloud-assisted industrial AI to improve infrastructure reliability, optimize energy distribution, and strengthen resilience during severe weather events.

Questions

1. Explain how cloud-scale training pipelines could improve predictive models used throughout the utility network.
2. Describe how global predictive modeling could support long-horizon forecasting of energy demand and infrastructure health.
3. Discuss how AI-powered digital twins could assist planners in evaluating severe-weather response strategies.
4. Explain how centralized AI governance could help ensure regulatory compliance and operational accountability across the utility ecosystem.
5. Develop a conceptual cloud-assisted industrial AI architecture for this scenario and explain how the five cloud-intelligence capability domains would interact to improve overall system performance.

PART III — CRITICAL THINKING EXERCISE

Compare the roles of **AI-driven partitioning**, **global predictive modeling**, and **AI-powered digital twins** within a hybrid edge-cloud industrial environment. Discuss how these capabilities complement one another and explain why relying on only one of them would limit the effectiveness of enterprise-scale industrial AI systems.

Solutions & Model Answers

Section 9.2: Hybrid Edge–Cloud AI Topologies and Cloud-Assisted Industrial Intelligence

PART I — MULTIPLE CHOICE QUESTIONS (10 QUESTIONS)

1. Which statement best describes the primary purpose of a hybrid edge-cloud AI architecture?

Correct Answer: C

Justification: Hybrid edge-cloud architectures combine low-latency edge intelligence with cloud-scale learning, optimization, and coordination capabilities, enabling both real-time responsiveness and enterprise-wide intelligence.

2. In a hybrid edge-cloud AI architecture, AI-driven workload partitioning primarily determines:

Correct Answer: B

Justification: AI-driven partitioning decides where models, inference tasks, and data-processing functions should execute across edge devices, gateways, edge servers, and cloud resources.

3. Which factor would most strongly favor executing an AI workload at the edge rather than in the cloud?

Correct Answer: C

Justification: Safety-critical control functions require deterministic response times and cannot depend on network communication delays or cloud availability.

4. The primary objective of latency-aware AI routing is to:

Correct Answer: C

Justification: Latency-aware routing dynamically selects execution and communication paths that satisfy timing constraints while maintaining efficient system performance.

5. Hierarchical AI autonomy in hybrid architectures is best characterized by:

Correct Answer: B

Justification: Hierarchical autonomy combines local reflex agents that react immediately to operational events with cloud-level optimization systems that provide strategic planning and coordination.

6. Which of the following is a primary benefit of AI-powered digital twins?

Correct Answer: B

Justification: Digital twins enable simulation-based evaluation of operational strategies, maintenance plans, and contingency scenarios before deployment in physical systems.

7. Federated learning differs from conventional centralized model training because it:

Correct Answer: C

Justification: Federated learning allows participants to train models locally and contribute model updates to a coordinated global learning process without routinely transferring all raw data.

8. Which cloud-assisted AI capability is primarily responsible for detecting enterprise-wide patterns across geographically distributed facilities?

Correct Answer: B

Justification: Global predictive modeling aggregates telemetry and operational information across multiple facilities to identify large-scale trends and emerging risks.

9. Centralized AI governance primarily focuses on:

Correct Answer: C

Justification: AI governance ensures accountability, compliance, auditability, policy enforcement, and safe operation of distributed industrial AI systems.

10. Which statement best describes the relationship between cloud intelligence and edge intelligence?

Correct Answer: C

Justification: Cloud intelligence provides enterprise-wide learning, forecasting, optimization, and coordination, while edge intelligence supports local perception, low-latency inference, and operational control.

PART II — SCENARIO-BASED ANALYSIS (MODEL ANSWERS)

Scenario 1: Smart Manufacturing Network

1. Which workloads should remain at the edge and which should be delegated to the cloud?

Edge Execution

The following workloads should remain at the edge:

- Real-time machine control
- Industrial robot motion control
- Emergency-stop functions
- Safety monitoring
- Machine interlocking
- Local vision-based defect detection requiring millisecond response

These functions are latency-sensitive and may involve safety-critical decision-making.

Cloud Execution

The following workloads are appropriate for cloud execution:

- Fleet-wide predictive maintenance
- Production optimization
- Long-term forecasting
- Enterprise scheduling
- Digital twin simulation
- Model training and retraining
- Cross-facility analytics

These tasks require extensive computational resources and benefit from access to data from multiple facilities.

2. Explain how AI-driven partitioning and latency-aware routing would support efficient operation across the six facilities.

AI-driven partitioning would continuously evaluate computational resources, network performance, workload complexity, and latency requirements to determine the most appropriate execution location for each task. Safety-critical and latency-sensitive workloads would remain local, while computationally intensive analytics would be delegated to cloud resources.

Latency-aware routing would dynamically determine where inference requests and operational decisions are processed. During periods of network congestion, more tasks could be executed locally. Under normal conditions, large-scale analytical workloads could be routed to cloud platforms for deeper analysis and optimization.

3. Describe how global predictive modeling could improve fleet-level maintenance planning.

Global predictive models could aggregate telemetry from all six factories to identify equipment degradation patterns that may not be visible within a single facility. The cloud platform could:

- Predict component failures before breakdowns occur.
- Compare performance across identical equipment installed at different sites.
- Schedule maintenance activities proactively.
- Optimize spare-parts inventory.
- Reduce unplanned downtime.

The result would be improved asset reliability and lower maintenance costs across the enterprise.

4. Explain how a digital twin of the manufacturing network could be used to evaluate alternative production schedules before deployment.

The digital twin could simulate multiple production schedules under different assumptions regarding machine availability, labor allocation, maintenance events, and production demand. By evaluating throughput, energy usage, resource utilization, and production delays, planners could identify the most effective scheduling strategy before making changes in physical facilities. This capability allows organizations to reduce operational risk while improving production efficiency.

5. Discuss the role of AI governance in ensuring that operational policies remain consistent across all facilities.

AI governance establishes common policies regarding:

- Safety requirements
- Model deployment procedures
- Data access controls
- Regulatory compliance
- Auditability and traceability

A centralized governance framework ensures that all facilities follow the same operational standards while allowing local systems to adapt to site-specific conditions. Governance therefore promotes consistency, transparency, and accountability across the manufacturing network.

Scenario 2: Autonomous Logistics and Distribution System

1. Identify the major sources of operational data that would contribute to cloud-assisted learning and optimization.

Important data sources include:

- Vehicle telemetry
- Warehouse robot operational logs
- Inventory-management systems
- Drone inspection data
- Traffic and route information
- Fleet utilization metrics
- Energy-consumption records
- Customer demand forecasts
- Enterprise resource planning systems

Together, these sources provide the information necessary for enterprise-scale learning and optimization.

2. Explain how cross-domain AI analytics could coordinate warehouse operations, autonomous vehicles, and aerial inspection systems.

Cross-domain analytics integrates information from multiple operational domains into a unified

intelligence framework. By combining warehouse inventory levels, vehicle locations, delivery schedules, and drone inspection results, cloud AI systems can:

- Optimize delivery sequencing
- Improve inventory replenishment decisions
- Detect bottlenecks
- Coordinate transportation and warehouse activities
- Improve overall logistics efficiency

3. Describe how predictive models could improve route planning, inventory management, and asset utilization.

Predictive models could:

- Forecast customer demand.
- Predict traffic congestion.
- Estimate delivery times.
- Anticipate inventory shortages.
- Predict vehicle maintenance requirements.

These forecasts would support proactive planning, reduce delays, and improve resource utilization throughout the logistics network.

4. Explain how simulation-driven planning and digital twins could be used to evaluate the impact of a major transportation disruption.

A digital twin could simulate disruptions such as:

- Road closures
- Severe weather events
- Distribution-center failures
- Fleet outages

Alternative routing policies, inventory strategies, and transportation schedules could be evaluated within the simulation environment before implementation. This capability supports resilience planning and informed decision-making under uncertainty.

5. Discuss how hybrid edge-cloud architectures would maintain operations if cloud connectivity is temporarily degraded.

During connectivity disruptions:

- Autonomous vehicles continue local navigation.
- Warehouse robots continue executing approved tasks.
- Safety systems remain active.
- Local AI models provide inference and control.

When cloud connectivity is restored, operational data can be synchronized and optimization recommendations can be redistributed. This approach ensures continuity of operations despite temporary communication failures.

Scenario 3: Smart Energy and Critical Infrastructure Ecosystem

1. Explain how cloud-scale training pipelines could improve predictive models used throughout the utility network.

Cloud training pipelines can aggregate information from:

- Smart meters
- Substations
- Renewable-energy assets
- Transmission networks
- Inspection drones

The resulting datasets support large-scale model training that improves forecasting accuracy for infrastructure health, energy demand, equipment failures, and operational risks.

2. Describe how global predictive modeling could support long-horizon forecasting of energy demand and infrastructure health.

Global predictive models can analyze historical trends, environmental conditions, operational telemetry, and usage patterns to forecast:

- Future energy demand
- Renewable-generation output

- Asset degradation
- Maintenance requirements
- Infrastructure risks

These forecasts support proactive planning and optimized resource allocation.

3. Discuss how AI-powered digital twins could assist planners in evaluating severe-weather response strategies.

Digital twins can simulate:

- Storm impacts
- Infrastructure failures
- Grid reconfiguration options
- Emergency-repair scenarios

Utilities can evaluate alternative response strategies before actual disruptions occur, improving resilience and reducing recovery times.

4. Explain how centralized AI governance could help ensure regulatory compliance and operational accountability across the utility ecosystem.

Centralized governance supports:

- Regulatory compliance
- Safety-policy enforcement
- Model validation
- Audit trail maintenance
- Access control

These mechanisms ensure that AI-assisted decisions remain traceable, accountable, and aligned with regulatory requirements.

5. Develop a conceptual cloud-assisted industrial AI architecture for this scenario and explain how the five cloud-intelligence capability domains would interact.

A conceptual architecture would include:

Cloud-Scale Training Pipelines

Train forecasting and asset-health models using telemetry from the utility network.

Global Predictive Modeling

Forecast demand, outage risks, renewable generation, and infrastructure degradation.

AI-Powered Digital Twins

Simulate grid behavior under normal and emergency operating conditions.

Centralized AI Governance

Manage compliance, security, safety policies, and deployment controls.

Cross-Domain Analytics

Integrate information from generation facilities, transmission infrastructure, substations, drones, weather systems, and enterprise operations.

Together, these components create a continuous learning and optimization cycle in which operational data informs cloud intelligence, cloud intelligence generates optimized recommendations, and edge systems execute decisions while providing new feedback for future learning.

PART III — CRITICAL THINKING EXERCISE (MODEL ANSWER)

Compare the roles of AI-driven partitioning, global predictive modeling, and AI-powered digital twins within a hybrid edge-cloud industrial environment.

AI-driven partitioning determines **where intelligence executes**, allocating workloads across edge and cloud resources according to latency, resource availability, privacy requirements, and operational constraints.

Global predictive modeling determines **what is likely to happen**, transforming large-scale operational data into forecasts of equipment health, demand, fleet performance, and operational risks.

AI-powered digital twins determine **what could happen under alternative conditions**, enabling organizations to evaluate scenarios, optimization strategies, and contingency plans prior to deployment.

These capabilities are highly complementary. Predictive models provide forecasts that inform digital twin simulations. Digital twins evaluate the consequences of potential decisions. AI-driven partitioning determines where the resulting computations execute most effectively within the hybrid architecture.

Relying on only one capability would limit system performance. Partitioning alone would distribute workloads efficiently but would not provide foresight. Predictive modeling alone would forecast future events without evaluating alternative actions. Digital twins alone would support simulation but would lack optimized workload placement and large-scale predictive intelligence. Together, these capabilities enable adaptive, proactive, and enterprise-scale industrial AI systems capable of learning, predicting, simulating, and optimizing across complex operational environments.

Section 9.3: Architectural Synthesis and Design Patterns for Physical AI Deployment

Physical AI systems represent the point at which computational intelligence becomes operational intelligence. While cloud platforms provide large-scale learning, prediction, simulation, and enterprise-wide coordination, the practical value of these capabilities ultimately depends on their ability to be executed within physical environments through embedded devices, industrial controllers, robots, autonomous vehicles, unmanned aerial systems, intelligent sensors, and edge-computing platforms. The challenge of Physical AI is therefore not simply creating intelligent models, but designing architectures capable of translating cloud-generated knowledge into reliable, safe, efficient, and real-time autonomous behavior.

Modern industrial environments increasingly rely on distributed autonomous systems that operate under conditions fundamentally different from those found within cloud computing infrastructures. Physical systems interact directly with machinery, operators, infrastructure, and environmental processes. Consequently, architectural decisions must account not only for computational performance but also for latency constraints, communication limitations, energy consumption, reliability requirements, functional safety, cybersecurity risks, and operational continuity. These requirements introduce a unique set of design considerations that shape how intelligence is partitioned, deployed, monitored, updated, and governed throughout the edge-cloud continuum.

Unlike traditional information systems, Physical AI architectures exist at the intersection of computation and physical reality. Decisions generated by embedded AI models can directly influence machine motion, robot trajectories, vehicle behavior, energy flows, manufacturing processes, and safety-critical industrial operations. As a result, design errors may have consequences that extend beyond reduced computational performance to include equipment damage, operational disruptions, regulatory violations, or safety hazards. Physical AI therefore requires a holistic architectural approach that integrates cognition, control, safety, security, lifecycle management, and hardware optimization into a unified design framework.

The emergence of hybrid edge-cloud AI has significantly expanded the role of embedded intelligence. Edge devices are no longer isolated computational nodes executing fixed algorithms. Instead, they participate in a larger distributed cognitive ecosystem in which cloud platforms provide continual learning, predictive reasoning, digital-twin simulation, governance enforcement, and cross-domain coordination. This relationship creates a continuous cycle through which cloud intelligence informs edge behavior, while edge-generated observations refine cloud-level models and strategies. Physical AI architectures must therefore support both local autonomy and enterprise-scale cognitive integration.

Designing such systems requires balancing several competing objectives. Local execution improves responsiveness but increases computational demands on embedded hardware. Cloud-assisted inference provides access to greater computational resources but introduces communication latency and dependency. Higher model accuracy often increases computational complexity and energy consumption. Strong security and governance mechanisms may increase operational overhead, while safety requirements frequently constrain the range of permissible autonomous behavior. Effective Physical AI architectures must navigate these trade-offs while maintaining predictable operation across a diverse range of devices, networks, and deployment environments.

To address these challenges, modern Physical AI systems commonly incorporate five complementary architectural dimensions:

- **AI-Centric Design Trade-Offs** governing latency, bandwidth, energy, and reliability.
- **Reference AI Architecture Patterns** defining how intelligence is distributed across device, gateway, edge, and cloud resources.
- **AI Lifecycle Management** supporting deployment, monitoring, drift detection, and continuous model evolution.
- **Integrated Security, Safety, and Trust Mechanisms** ensuring reliable and accountable autonomous behavior.
- **Future Architectural Directions** involving adaptive, self-configuring, and hardware-aware AI systems.

Together, these dimensions provide the architectural foundation for deploying intelligent systems within industrial environments where real-time operation, safety, efficiency, and scalability must coexist.

Physical AI deployment requires far more than the selection of an embedded processor or the deployment of an AI model onto edge hardware. Successful deployment depends on a coordinated set of architectural decisions that determine how intelligence is distributed, optimized, governed, protected, and evolved throughout its operational lifecycle. These decisions collectively define how autonomous systems balance real-time responsiveness, computational efficiency, safety, security, and scalability within physical environments. To provide a structured view of these considerations, Table 9.3 summarizes the principal architectural domains that characterize Physical AI deployment and highlights their respective functions, capabilities, and operational contributions to industrial autonomy.

Table 9.3 presents a consolidated overview of the core architectural domains that govern the design and deployment of Physical AI systems. The table organizes the discipline into five foundational areas: AI-centric design trade-offs, reference architecture patterns, AI lifecycle management, integrated security and safety mechanisms, and emerging adaptive AI architectures. Together, these domains provide a systematic framework for understanding how embedded intelligence is engineered, maintained, safeguarded, and evolved across industrial environments.

Rather than functioning as independent design concerns, these domains operate as interconnected elements of a larger autonomous ecosystem. Design trade-offs influence architectural patterns; deployment architectures affect lifecycle-management requirements; security and safety constraints shape permissible autonomous behavior; and future adaptive architectures build upon all of these foundations. The table therefore provides a high-level blueprint for understanding the structure and evolution of modern Physical AI systems.

Table 9.3 — Core Architectural Domains of Physical AI Deployment

Architectural Domain	Primary AI Function	Key Capabilities	Operational Impact
AI-Centric Design Trade-Offs	Resource-aware intelligence deployment	Latency optimization, bandwidth management, energy-aware execution, reliability engineering	Real-time responsiveness and operational efficiency
Reference Architecture Patterns	Cognitive workload distribution	On-device AI, IoT AI, hybrid AI, cloud-assisted AI	Scalable deployment across heterogeneous environments
AI Lifecycle Management	Continuous model governance and evolution	Deployment, monitoring, drift detection, OTA updates	Long-term model accuracy and adaptability
Integrated Security, Safety, and Trust	Responsible autonomous operation	Secure execution, safety controllers, auditability, explainability	Trustworthy and compliant autonomy

Adaptive and Self-Configuring Architectures	Autonomous system optimization	Dynamic reconfiguration, hardware-aware execution, self-optimization	Next-generation resilient intelligence

Understanding the Core Architectural Domains of Physical AI Deployment

Table 9.3 illustrates that Physical AI deployment is fundamentally an architectural discipline concerned with translating computational intelligence into reliable, safe, and effective behavior within physical environments. While cloud platforms provide large-scale learning and enterprise-level cognition, Physical AI must address the realities of operational systems that interact directly with machinery, infrastructure, vehicles, robots, and human operators.

The first domain, **AI-Centric Design Trade-Offs**, represents the fundamental constraints within which embedded intelligence operates. Unlike cloud systems, Physical AI platforms must continuously balance latency requirements, communication bandwidth, energy availability, and reliability objectives. These constraints influence where cognition can reside, which models can execute, how frequently inference can occur, and how systems respond under degraded operating conditions. Consequently, this domain establishes many of the physical and computational boundaries that shape autonomous behavior.

The second domain, **Reference Architecture Patterns**, addresses the question of how intelligence is distributed across the edge-cloud continuum. On-device architectures emphasize deterministic local execution, IoT-centric architectures focus on distributed sensing and aggregation, hybrid approaches balance local and cloud resources, and cloud-assisted architectures integrate enterprise-wide learning and optimization. These deployment patterns provide practical design templates that can be adapted to different industrial use cases and operational requirements.

The third domain, **AI Lifecycle Management**, recognizes that autonomous systems exist within continually changing environments. Models may lose effectiveness due to equipment aging, sensor drift, environmental variability, or evolving operational processes. Lifecycle-management mechanisms ensure that deployed intelligence remains relevant and effective through monitoring, drift detection, controlled updates, performance validation, and over-the-air model evolution. This domain transforms AI from a one-time deployment artifact into a continuously managed operational capability.

The fourth domain, **Integrated Security, Safety, and Trust Mechanisms**, addresses one of the most critical challenges in Physical AI: ensuring that autonomous behavior remains secure, predictable, and accountable. Security mechanisms protect models and runtime environments

from compromise, safety mechanisms ensure deterministic behavior under abnormal conditions, and trust mechanisms support transparency, explainability, and policy compliance. Together, these capabilities establish the foundation for responsible industrial autonomy.

The fifth domain, **Adaptive and Self-Configuring Architectures**, reflects the emerging evolution of embedded intelligence. Rather than relying on static deployment configurations, future Physical AI systems are expected to adjust model complexity, execution pathways, energy consumption, sensing strategies, and workload allocation dynamically according to changing environmental and operational conditions. These capabilities represent a significant step toward self-optimizing autonomous systems capable of continuously refining their own behavior.

Viewed collectively, the domains presented in Table 9.3-A describe the complete lifecycle of Physical AI. Design trade-offs establish operational constraints; architecture patterns determine cognitive distribution; lifecycle management governs long-term evolution; security, safety, and trust ensure responsible execution; and adaptive architectures enable future scalability and self-optimization. Together, these domains create the foundation upon which modern industrial autonomy is built.

More broadly, the table highlights an important principle of Physical AI engineering: intelligence cannot be considered separately from the physical environment in which it operates. Computational models, hardware platforms, communication networks, operational constraints, and governance policies must function as components of a unified architectural system. Physical AI deployment therefore represents the synthesis of cognition, control, safety, and operational engineering into a single framework capable of supporting trustworthy autonomous behavior across the edge-cloud continuum.

able 9.3 identifies the principal architectural domains that govern Physical AI deployment, including design trade-offs, architectural patterns, lifecycle management, security and safety mechanisms, and emerging adaptive capabilities. While the table categorizes these domains and summarizes their respective functions, it does not fully illustrate how they interact within an operational system. In practice, embedded intelligence, edge analytics, cloud cognition, lifecycle management, and governance mechanisms operate simultaneously as parts of a unified architectural framework. Understanding these relationships requires a structural perspective that visualizes how intelligence is distributed, coordinated, updated, and protected across the edge-cloud continuum. Figure 9.3-A provides this perspective by depicting the layered architecture through which Physical AI systems transform cloud-generated intelligence into real-time autonomous behavior within physical industrial environments.

Figure 9.3 presents a conceptual architecture for Physical AI deployment across the edge-

cloud continuum. The figure illustrates how cognition is distributed across multiple computational layers ranging from physical industrial assets and embedded control systems to gateway analytics, hybrid edge-cloud orchestration services, and cloud-scale cognitive engines. Rather than concentrating intelligence within a single computational environment, the architecture distributes perception, inference, optimization, governance, and learning throughout the system according to latency requirements, resource constraints, and operational objectives.

The figure also highlights the cross-cutting functions of lifecycle management and security, safety, and trust. These capabilities span all architectural layers and ensure that embedded AI systems remain reliable, secure, adaptable, and aligned with operational requirements throughout their deployment lifecycle. Collectively, the architecture illustrates how real-time autonomy and enterprise-scale intelligence become integrated within a single distributed cognitive ecosystem.

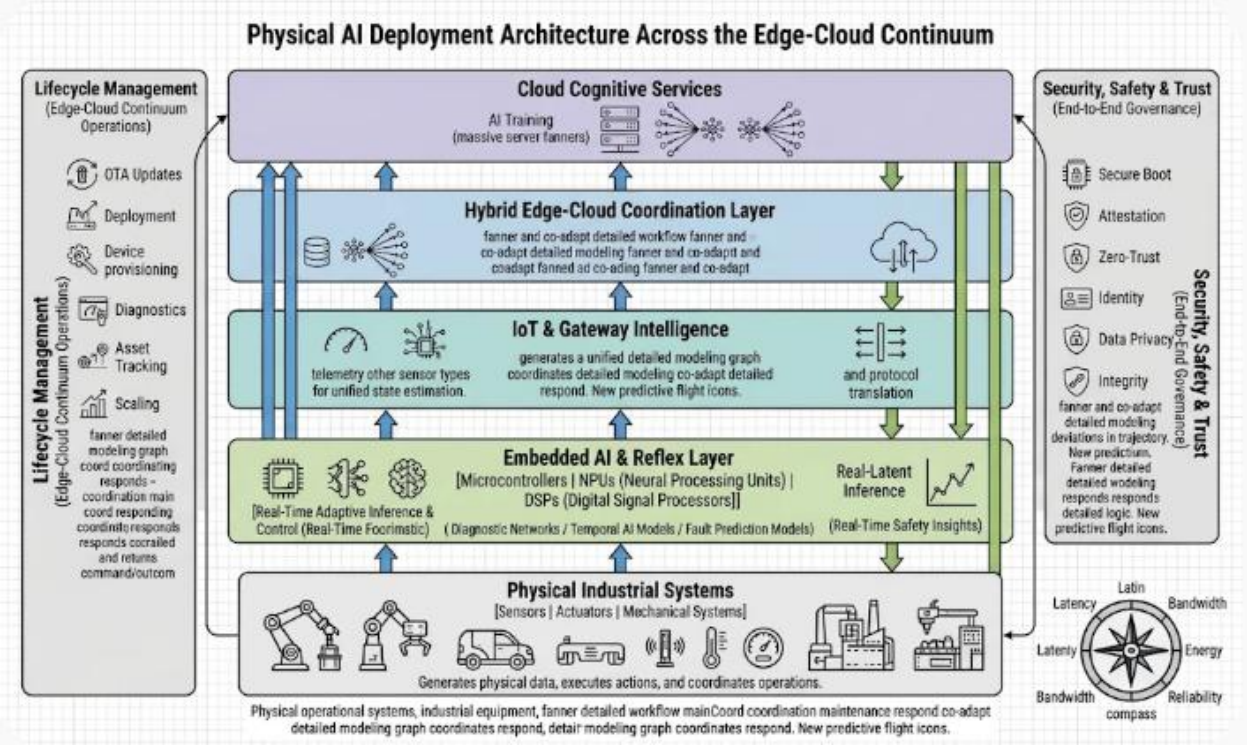

Figure 9.3 — Physical AI Deployment Architecture Across the Edge-Cloud Continuum
The figure illustrates a layered Physical AI architecture spanning physical industrial systems, embedded AI controllers, IoT and gateway intelligence platforms, hybrid edge-cloud coordination services, and cloud cognitive engines. Telemetry, operational observations, and performance information flow upward through the architecture to support learning, optimization, and governance, while updated models, policies, safety constraints, and optimization strategies flow downward to guide autonomous behavior.

Lifecycle-management functions and integrated security, safety, and trust mechanisms operate across all layers, creating a resilient and continuously evolving industrial intelligence ecosystem.

Legend

Figure Element	***Description***
Physical Industrial Systems	*Physical assets including robots, vehicles, industrial machinery, sensors, actuators, drones, and production equipment that execute real-world actions and generate operational data.*
Embedded AI & Reflex Layer	*On-device intelligence responsible for local perception, reflexive decision-making, safety-critical control, trajectory planning, and deterministic low-latency inference.*
IoT & Gateway Intelligence Layer	*Intermediate analytics layer that aggregates telemetry, performs anomaly detection, generates semantic representations, filters data, and manages protocol translation.*
Hybrid Edge-Cloud Coordination Layer	*Orchestration layer responsible for workload placement, model partitioning, adaptive offloading, resource allocation, and policy synchronization.*
Cloud Cognitive Services	*Enterprise-scale intelligence services supporting model training, predictive analytics, digital twins, governance, learning systems, and long-horizon optimization.*
Lifecycle Management Panel	*Continuous deployment, monitoring, diagnostics, drift detection, OTA updates, asset tracking, and configuration management functions.*
Security, Safety & Trust Panel	*Cross-cutting mechanisms including secure boot, attestation, identity management, cybersecurity controls, auditability, compliance enforcement, and operational trust.*
Upward Blue Arrows	*Flow of telemetry, embeddings, operational observations, anomaly reports, and performance metrics toward higher intelligence layers.*
Downward Green Arrows	*Distribution of models, optimization signals, governance directives, policies, and safety constraints toward operational systems.*

Physical-to-Cloud Learning Path	*Continuous transformation of operational observations into enterprise knowledge and learning.*
Cloud-to-Edge Deployment Path	*Controlled distribution of cloud-generated intelligence into operational environments.*
Latency-Bandwidth-Energy-Reliability Compass	*Representation of the principal design trade-offs governing embedded AI architecture.*

Physical AI as a Distributed Cognitive Architecture

Figure 9.3 illustrates Physical AI as a distributed intelligence architecture in which cognition is allocated across multiple computational layers according to operational requirements, latency constraints, and resource availability. Rather than viewing embedded devices, gateways, edge infrastructure, and cloud services as independent components, the figure presents them as participants within a single cognitive ecosystem that continuously exchanges information, decisions, and learning outcomes.

At the base of the architecture are the **Physical Industrial Systems**, which provide the operational foundation for all higher-level intelligence. Robots, autonomous vehicles, industrial machinery, sensors, actuators, and connected infrastructure generate observations while simultaneously executing AI-driven actions. This layer represents the interface between computational intelligence and physical reality. Without these systems, no operational data would exist from which learning and optimization could occur.

Directly above the physical layer is the **Embedded AI & Reflex Layer**, which provides immediate autonomous behavior. This layer hosts local inference engines, diagnostic models, trajectory planners, and safety-critical control mechanisms operating on embedded processors, NPUs, microcontrollers, and industrial controllers. The placement of this layer close to physical assets reflects the need for microsecond- and millisecond-scale responses in applications such as collision avoidance, machine protection, motion control, and industrial safety systems. These functions cannot depend on cloud connectivity and therefore remain local by design.

The **IoT & Gateway Intelligence Layer** serves as an intermediate analytical and communication layer. Rather than transmitting all raw sensor data upstream, gateways perform data filtering, semantic compression, aggregation, anomaly detection, and protocol translation. This reduces bandwidth requirements and enables efficient communication between operational and enterprise environments. The layer demonstrates how intelligence can be distributed

progressively across the architecture rather than concentrated entirely within edge devices or cloud services.

At the center of the architecture lies the **Hybrid Edge-Cloud Coordination Layer**, which functions as the orchestration mechanism for distributed cognition. This layer performs workload partitioning, adaptive offloading, model placement, and policy synchronization. Its position in the figure is particularly important because it mediates interactions between local and global intelligence. Through continuous evaluation of network conditions, computational capacity, latency requirements, and operational priorities, this layer determines how intelligence is distributed across the system.

At the highest level, the **Cloud Cognitive Services** layer provides enterprise-scale learning and optimization capabilities. This layer hosts training pipelines, large AI models, digital twins, predictive analytics, governance frameworks, and fleet-learning systems. By aggregating information across facilities, assets, and operational domains, cloud cognition develops a broader understanding of system behavior than any individual edge device can achieve. Consequently, the cloud functions as the strategic intelligence center of the architecture.

The figure also emphasizes the importance of **bidirectional information exchange**. The upward flow of telemetry, diagnostics, and operational observations enables learning, forecasting, optimization, and model refinement. The downward flow of policies, updated models, governance directives, and optimization recommendations transforms enterprise intelligence into operational behavior. These flows create a continuous feedback loop through which the system learns from experience and adapts over time.

A particularly notable feature of the figure is the presence of two cross-cutting architectural domains. The **Lifecycle Management** layer demonstrates that deployed intelligence requires continuous monitoring, validation, updating, and governance throughout its operational lifespan. Similarly, the **Security, Safety & Trust** layer highlights that autonomy must remain secure, predictable, and accountable regardless of where computation occurs. These functions extend across every computational tier rather than belonging to a single layer.

The design-tradeoff compass appearing within the figure further reinforces the reality that Physical AI is governed by competing constraints. Latency, bandwidth, energy, and reliability are not isolated engineering concerns; they directly determine how cognition is distributed throughout the architecture. Decisions regarding model placement, workload partitioning, and hardware selection are ultimately shaped by these constraints.

Viewed as a whole, Figure 9.3 demonstrates that Physical AI deployment is fundamentally a problem of distributed cognitive engineering. Embedded devices provide real-time

responsiveness, gateways provide localized analytics, hybrid orchestration coordinates distributed resources, and cloud services provide strategic intelligence and long-term adaptation. Through the continuous interaction of these layers, industrial systems become capable of simultaneously achieving responsiveness, scalability, resilience, safety, and continuous learning across the edge-cloud continuum.

The architectural framework illustrated in Figure 9.3 demonstrates that Physical AI is not defined by a single technology or deployment strategy, but by the interaction of multiple architectural dimensions that collectively govern how intelligence is executed within physical environments. Real-world autonomous systems must balance competing operational constraints, distribute cognition across heterogeneous computing resources, evolve throughout their lifecycle, maintain trust under uncertain conditions, and continuously adapt to changing environments. These requirements give rise to a set of foundational design dimensions that shape virtually every modern embedded AI deployment.

The following five dimensions provide a structured framework for understanding how industrial organizations design, deploy, operate, secure, and evolve Physical AI systems. Together, they define the architectural principles that transform cloud-generated intelligence into reliable, safe, and adaptive autonomous behavior within robots, vehicles, drones, industrial controllers, and connected edge devices. While closely interconnected, each dimension addresses a distinct challenge associated with deploying AI in operational environments. The following overview introduces these dimensions, which will be examined in greater technical depth throughout the remainder of this section.

- **AI-Centric Design Trade-Offs: Latency, Bandwidth, Energy, and Reliability Optimization**

  This dimension examines the fundamental constraints that govern embedded AI systems. Unlike cloud platforms, physical devices operate under strict limitations involving response time, communication resources, power availability, and operational reliability. These constraints determine where intelligence can execute, how much computation is feasible, and which architectural optimizations are required to support real-time autonomy.

- **Reference AI Architecture Patterns for Industrial Autonomy (On-Device, IoT, Hybrid, Cloud-Assisted)**

  This dimension introduces the principal architectural patterns used to distribute intelligence across the edge-cloud continuum. From fully localized on-device intelligence to cloud-assisted cognitive systems, these patterns provide reusable design approaches

for balancing responsiveness, scalability, resource utilization, and enterprise-wide coordination across diverse industrial environments.

- **AI Lifecycle Management: Deployment, Monitoring, Drift Detection, and Over-the-Air Model Evolution**

  This dimension focuses on the operational lifecycle of embedded AI systems after deployment. It addresses how models are validated, deployed, monitored, updated, and evolved over time, ensuring that autonomous systems remain accurate, effective, and aligned with changing operational conditions, emerging requirements, and updated cloud intelligence.

- **AI-Integrated Security, Safety, and Trust Mechanisms in Embedded Decision Loops**

  This dimension explores the mechanisms that enable autonomous systems to operate securely, safely, and responsibly within physical environments. Security controls protect the cognitive infrastructure from compromise, safety mechanisms ensure predictable behavior under uncertainty, and trust frameworks provide transparency, explainability, and accountability for autonomous decisions.

- **Future AI Directions: Adaptive Architectures, Self-Configuring Edge Intelligence, and Co-Designed Hardware-AI Stacks**

  This dimension examines the emerging evolution of Physical AI beyond static deployment models. Future systems are expected to become increasingly adaptive, self-optimizing, and hardware-aware, dynamically reconfiguring their behavior according to environmental conditions, mission objectives, and available computational resources. These developments point toward a new generation of intelligent systems capable of continuously refining their own architecture and operation.

Collectively, these five dimensions form the foundation of modern Physical AI deployment. They define how intelligence is constrained, distributed, maintained, protected, and evolved across industrial environments. The following sections examine each dimension in detail, beginning with the AI-centric trade-offs that establish the physical and operational boundaries within which embedded intelligence must function.

The layered architecture illustrated in Figure 9.3 demonstrates that Physical AI is fundamentally a distributed intelligence system spanning embedded devices, gateways, edge infrastructure, and cloud cognitive services. However, the placement of intelligence across these layers is not arbitrary. Every architectural decision regarding model deployment, workload distribution, communication pathways, hardware selection, and autonomous behavior is constrained by a set

of underlying engineering realities. Unlike cloud platforms, where computational resources can often be scaled elastically, embedded AI systems operate within strict physical limits involving response time, communication capacity, power availability, and operational dependability. These constraints ultimately determine what intelligence can execute locally, what can be delegated elsewhere, and how autonomous behavior can be maintained under real-world conditions. Understanding Physical AI therefore begins with examining the foundational trade-offs that govern embedded intelligence. The first of these examines how latency, bandwidth, energy consumption, and reliability function as primary architectural forces that shape the design, deployment, and operation of autonomous industrial systems across the edge-cloud continuum.

a. AI-Centric Design Trade-Offs: Latency, Bandwidth, Energy, and Reliability Optimization

Embedded AI architectures operate under physical, computational, and operational constraints fundamentally different from those encountered in centralized cloud environments. Unlike cloud platforms, which can draw upon large-scale computing clusters, extensive memory resources, and relatively abundant electrical power, embedded AI systems must execute intelligent workloads within tightly constrained hardware platforms integrated directly into physical industrial environments. Industrial robots, autonomous vehicles, aerial drones, intelligent controllers, mobile logistics systems, and distributed IoT sensing platforms must continuously process sensor information, interpret environmental conditions, generate predictions, and support operational decisions while operating within limited computational, communication, energy, and reliability budgets.

These constraints become particularly important in Physical AI environments, where computational decisions influence the behavior of physical machines, moving equipment, autonomous vehicles, and industrial processes. An AI model that achieves high predictive accuracy in a cloud environment may be unsuitable for embedded deployment if its inference time exceeds the application's response deadline, its communication requirements overwhelm available network capacity, its power consumption reduces operational endurance, or its behavior becomes unreliable under changing environmental and hardware conditions.

Consequently, embedded AI architecture is not determined solely by model accuracy, parameter count, or computational throughput. It requires a coordinated optimization of **latency, bandwidth, energy consumption, and operational reliability**. These four dimensions influence one another and collectively determine where intelligence resides, how complex deployed models can become, how information moves through the edge–cloud continuum, and how much autonomy an embedded system can sustain independently.

For example, increasing model complexity may improve perception accuracy but also increase inference latency, memory requirements, and energy consumption. Offloading inference to the cloud may reduce local computational demand but introduce communication delays, bandwidth consumption, and dependence on network availability. Conversely, executing all intelligence locally may improve responsiveness and operational independence while exceeding the processing and energy capabilities of a resource-constrained device.

The central architectural challenge is therefore to identify an appropriate balance among competing requirements without violating application-specific safety, timing, and operational constraints.

How These Forces Shape Embedded AI Architecture

Latency, bandwidth, energy, and reliability collectively define the physical, computational, and operational boundaries within which embedded AI must function. They are not independent engineering constraints but interlocking structural forces that determine how cognition is shaped, where it is placed, and how it behaves under real-world conditions. These forces govern model size and precision, dictate execution frequency, shape communication patterns, and establish the autonomy envelope within which devices can operate safely. They influence every layer of the embedded AI stack—from quantization, operator fusion, and hardware acceleration at the device level to hybrid partitioning, semantic compression, and policy enforcement across gateways, edge servers, and cloud platforms. Together, they form the design grammar of embedded autonomy: a set of boundary conditions that architects must respect to build systems that are safe, efficient, resilient, and capable of scaling across industrial environments.

These constraints are not peripheral considerations; they are the governing forces that shape how intelligence can be deployed at the edge. They influence every layer of the system stack, defining model architecture, operator fusion strategies, hardware partitioning, and the construction of safety envelopes.

The transition from cloud-assisted intelligence to embedded and edge AI architectures introduces a fundamentally different set of design considerations. Whereas cloud platforms benefit from extensive computational resources, large-scale storage, and broad operational visibility, embedded and edge systems must operate under strict constraints involving latency, communication bandwidth, energy availability, reliability requirements, and environmental conditions. These constraints do not merely affect implementation details; they directly influence how intelligence is partitioned across the cloud–edge continuum and determine which AI functions can be executed locally versus remotely. Consequently, the architecture of embedded and edge AI systems is shaped as much by operational realities as by algorithmic capability. The following table summarizes the principal constraint vectors affecting embedded and edge industrial AI systems, the architectural techniques commonly employed to address them, and their broader implications for distributed cognition within hybrid industrial intelligence environments.

Table 9.3-A presents the major architectural constraints that influence the design of embedded and edge industrial AI systems and identifies the mitigation strategies commonly employed to address those constraints**.** The table also highlights the broader cognitive and system-level consequences associated with each constraint, illustrating how engineering limitations shape the distribution of intelligence across hybrid cloud–edge architectures.

Unlike cloud-based AI environments, embedded and edge systems operate within physical and operational boundaries that cannot be ignored. Real-time control requirements, intermittent connectivity, limited energy resources, and stringent reliability expectations impose restrictions on model size, computational complexity, communication patterns, and deployment strategies. Consequently, successful industrial AI architectures must account for these limitations while preserving responsiveness, safety, operational continuity, and decision quality. The table demonstrates that architectural design decisions are not merely technical optimizations; they fundamentally influence how intelligence is organized and executed throughout the industrial ecosystem.

Table 9.3-A – Key Architectural Constraints, Mitigation Strategies, and Cognitive Implications in Embedded and Edge Industrial AI Systems

Vector	Primary Operational Driver	Architectural Mitigation	Cognitive / System Impact
Latency	Hard microsecond-to-millisecond real-time deadlines	Model quantization, operator fusion, NPU acceleration, deterministic RTOS execution	Mandates local execution for reflex loops (collision avoidance, motor control); splits control between local reflex and cloud strategy.
Bandwidth	Intermittent, low-throughput, or high-cost connectivity	Semantic embedding generation, telemetry compression, opportunistic uploads, adaptive offloading	Transforms bandwidth from a network metric into a cognitive constraint, dictating how intelligence is distributed across the continuum.

Vector	Primary Operational Driver	Architectural Mitigation	Cognitive / System Impact
Energy	Constrained power envelopes (mW to W) and battery life	Low-power NPU/DSP offloading, duty-cycled sensing, adaptive model throttling, sub-byte quantization	Establishes the boundary condition for total operational duration and the maximum complexity of edge-deployed models.
Reliability	Harsh physical environments, sensor drift, and safety-critical compliance	Heterogeneous redundancy, local safe-state fallbacks, deterministic safety controllers, predictive degradation	Guarantees system safety and regulatory compliance by ensuring reflex autonomy operates independently of network status.

Table 9.3-A illustrates a fundamental principle of embedded and edge AI: intelligence is shaped by operational constraints. Rather than being deployed uniformly across all environments, AI capabilities must be adapted to accommodate limitations involving latency, bandwidth, energy, and reliability. The table demonstrates how these constraints influence architectural decisions and, in turn, determine the form and location of intelligent behavior within industrial systems.

One of the most significant observations from Table 9.3-A is the dominant influence of **latency** on edge-AI architecture. Many industrial processes operate within microsecond-to-millisecond response windows that cannot tolerate delays associated with cloud communication. Collision avoidance, motor control, robotic motion stabilization, emergency shutdowns, and similar functions require immediate response to changing physical conditions. Consequently, architectural mechanisms such as neural-network quantization, operator fusion, hardware acceleration, and deterministic real-time operating systems are employed to reduce local inference delays. The corresponding cognitive implication is that certain forms of intelligence

must remain physically close to the process being controlled. Latency therefore establishes one of the primary boundaries between cloud reasoning and edge execution.

The table further highlights the importance of **bandwidth constraints** as a determinant of intelligence distribution. Industrial environments frequently operate under variable communication conditions, ranging from low-bandwidth remote sites to facilities with intermittent connectivity or communication costs that make continuous data transmission impractical. Architectural responses such as semantic compression, telemetry reduction, adaptive offloading, and local feature generation reduce communication requirements while preserving informational value. From a cognitive perspective, bandwidth limitations transform communication from a simple networking issue into a knowledge-management problem. Intelligent systems must determine not only what information can be transmitted but also what information is sufficiently important to justify transmission.

Another important constraint identified in the table is **energy availability**. Embedded and mobile industrial systems often operate within strict power envelopes, particularly when battery-powered robots, autonomous vehicles, drones, handheld devices, or remote sensors are involved. Energy-efficient AI architectures therefore employ low-power accelerators, adaptive model execution, specialized digital signal processors, and highly compressed representations. The table highlights that energy consumption influences more than hardware design; it determines the duration, complexity, and persistence of local cognitive functions. In effect, energy availability establishes a practical limit on the sophistication of intelligence that can be maintained continuously at the edge.

The table also demonstrates the critical role of **reliability** within industrial environments. Unlike many consumer applications, industrial AI systems frequently operate in settings characterized by environmental hazards, sensor degradation, communication interruptions, hardware failures, and stringent safety requirements. Architectural mitigations such as redundancy mechanisms, deterministic fallback strategies, safety-certified controllers, and degradation-management techniques help ensure continued operation under adverse conditions. The cognitive implication is particularly important: essential reflexive and safety-critical behaviors cannot depend entirely on cloud connectivity or external infrastructure. Reliable systems therefore maintain local decision-making capabilities capable of preserving safe operation independently when required.

A broader pattern revealed throughout the table is the relationship between **engineering constraints and cognitive architecture**. Traditional discussions of embedded-system design often focus narrowly on processor capabilities, communication protocols, or hardware specifications. However, the table demonstrates that these factors ultimately affect how

intelligence itself is organized. Constraints on latency influence where decisions are made; bandwidth affects information sharing; energy limitations affect model complexity; and reliability requirements determine the degree of local autonomy necessary for safe operation.

Another important insight concerns the distinction between **local cognition and enterprise cognition**. Cloud systems can perform large-scale learning, forecasting, optimization, and cross-domain reasoning because they are relatively unconstrained by real-time operational limitations. Edge systems, by contrast, are designed to execute context-specific intelligence under tight operational conditions. The architectural mitigations presented in the table enable these local systems to perform their responsibilities effectively while remaining connected to broader enterprise intelligence frameworks.

The table further reveals that embedded and edge AI architectures are fundamentally shaped by **tradeoffs rather than absolute optimization goals**. Reducing latency may increase local computational requirements. Conserving energy may require simplified models. Reducing bandwidth consumption may limit information sharing. Increasing reliability may necessitate redundancy and additional resource consumption. Effective industrial AI architecture therefore involves balancing competing operational objectives rather than maximizing any single performance metric.

From a systems perspective, Table 9.3-1 demonstrates that operational constraints are not obstacles to intelligence but rather forces that shape its distribution throughout the hybrid architecture. Cloud intelligence and edge intelligence emerge as complementary capabilities because different layers of the architecture operate under different constraints and opportunities. The edge layer prioritizes responsiveness, reliability, and contextual awareness, while the cloud layer emphasizes learning, prediction, optimization, and enterprise coordination.

Ultimately, Table 9.3-A illustrates that embedded and edge industrial AI systems are defined not only by the algorithms they execute but also by the operational environments in which they function. Latency, bandwidth, energy, and reliability collectively determine how intelligence is partitioned, optimized, and sustained across industrial infrastructures. The resulting architecture produces a distributed cognitive system in which local autonomy and enterprise-scale intelligence work together to achieve responsive, resilient, and efficient industrial operation.

With latency, bandwidth, energy, and reliability established as the structural forces that govern embedded AI, the next step is to understand how these constraints crystallize into concrete architectural patterns. Each force pushes cognition toward a particular locus in the system:

latency anchors reflex intelligence on-device; bandwidth limitations elevate the role of IoT gateways; energy constraints drive selective offloading to edge servers; and reliability demands cloud-assisted governance and continuous model evolution. These pressures do not merely influence architecture—they *produce* it. The distribution of intelligence across devices, gateways, edge compute, and cloud platforms emerges directly from these trade-offs, forming recognizable patterns that define how industrial autonomy is constructed in practice. The following exploration examines these patterns, showing how embedded AI is organized into on-device, IoT-centric, hybrid, and cloud-assisted architectures that collectively shape the cognitive fabric of modern autonomous systems.

From an AI-centric architectural perspective, these trade-offs can be understood through four interdependent design dimensions.

The discussion of AI-centric design trade-offs established that embedded intelligence operates within a set of fundamental physical and operational constraints that do not typically arise in cloud-centric computing environments. Latency requirements determine how quickly systems must respond to environmental events; bandwidth limitations influence how information can be distributed across computational tiers; energy constraints govern the duration and complexity of autonomous operation; and reliability requirements ensure that systems remain dependable under adverse conditions. While these factors can be examined individually, they rarely act in isolation during real-world deployment. Instead, they interact continuously and shape nearly every architectural decision concerning workload placement, hardware selection, communication strategy, and autonomy design. Figure 9.3-A provides a unified view of these interdependent forces, illustrating how latency, bandwidth, energy, and reliability collectively define the operating envelope within which embedded AI systems must function.

Figure 9.3-A presents a conceptual framework for understanding the four primary architectural forces that govern embedded AI deployment: latency, bandwidth, energy, and reliability. At the center of the figure is the architectural decision space in which workload placement, inference execution, resource allocation, and autonomy strategies are determined. Surrounding this decision space are the four design dimensions that continuously influence where intelligence resides and how autonomous systems operate.

Rather than treating these dimensions as independent engineering concerns, the figure emphasizes their interconnected nature. Improvements in one area frequently affect performance in another. For example, reducing latency may require greater energy consumption, increasing reliability may require additional redundancy, and bandwidth conservation may necessitate increased local processing. The architecture must therefore balance competing objectives while maintaining compliance with operational, safety, and

resource constraints.

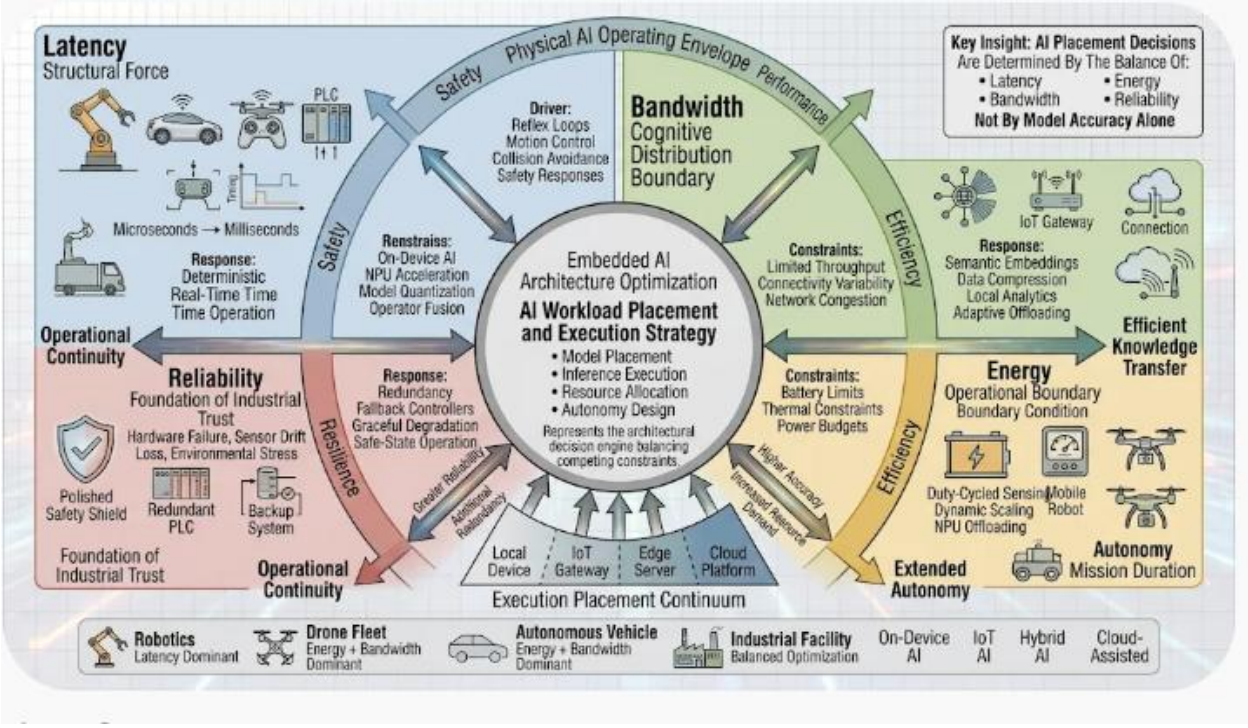

Figure 9.3-A — AI-Centric Design Trade-Offs: Latency, Bandwidth, Energy, and Reliability Optimization

The figure illustrates the four principal architectural forces that shape embedded AI deployment across the edge-cloud continuum. Latency governs where time-critical intelligence must execute; bandwidth influences the distribution of information between computational tiers; energy constrains computational complexity and operational endurance; and reliability ensures predictable and safe operation under varying conditions. Together, these interdependent factors determine workload placement, model execution strategies, hardware selection, and autonomy design. Their collective influence defines the operating envelope within which Physical AI systems achieve real-time responsiveness, efficient resource utilization, operational resilience, and trustworthy autonomous behavior.

Legend

Figure Element	***Description***
Embedded AI Architecture Optimization	*Central decision space where workload placement, resource utilization, and autonomy strategies are determined.*

AI Workload Placement and Execution Strategy	*Architectural process that selects where AI workloads execute across local devices, gateways, edge servers, and cloud platforms.*
Latency Quadrant (Blue)	*Represents timing constraints that require local execution of safety-critical and reflexive functions.*
Bandwidth Quadrant (Green)	*Represents communication constraints governing information exchange and workload distribution.*
Energy Quadrant (Gold)	*Represents power and endurance constraints affecting model complexity, mission duration, and device autonomy.*
Reliability Quadrant (Red)	*Represents continuity, redundancy, fault tolerance, and resilience requirements.*
Physical AI Operating Envelope	*Combined boundary formed by safety, performance, efficiency, and resilience considerations.*
Execution Placement Continuum	*Range of deployment locations extending from local devices to cloud platforms.*
Trade-Off Arrows	*Illustrate interactions among latency, bandwidth, energy, and reliability optimization objectives.*
Key Insight Box	*Emphasizes that workload placement decisions are governed by balanced optimization rather than accuracy alone.*
Industrial Examples Panel	*Demonstrates how different industries prioritize different architectural dimensions.*

Understanding the Four Architectural Forces Governing Embedded AI

Figure 9.3-A illustrates that embedded AI deployment is fundamentally a balancing exercise among four competing architectural forces: latency, bandwidth, energy, and reliability. Rather than being peripheral engineering considerations, these dimensions collectively determine the feasibility, performance, and safety of autonomous systems operating within physical environments.

At the center of the figure lies **Embedded AI Architecture Optimization**, representing the architectural decision process responsible for determining where workloads execute and how intelligence is distributed. Every major design decision, including model selection, hardware deployment, communication strategy, and workload placement, is influenced by the interaction of the surrounding constraints.

The **Latency** quadrant occupies a prominent position because latency is often the most unforgiving design constraint in Physical AI. Applications such as robotic control, collision avoidance, industrial safety functions, and autonomous vehicle operation require responses within extremely short time horizons. The figure emphasizes that latency-sensitive workloads generally remain local to the device and often depend on hardware acceleration technologies, such as NPUs and specialized inference engines, to satisfy timing requirements.

The **Bandwidth** quadrant highlights communication as a cognitive distribution boundary rather than a simple networking concern. The figure illustrates how limited throughput, network congestion, and intermittent connectivity influence the extent to which intelligence can be distributed across the edge-cloud continuum. Architectural responses such as semantic embeddings, local analytics, adaptive offloading, and data compression enable systems to exchange knowledge efficiently without overwhelming communication channels.

The **Energy** quadrant emphasizes that power consumption directly affects operational capability. Mobile robots, aerial systems, autonomous vehicles, and battery-powered sensors must balance computational sophistication against finite energy resources. The figure shows how techniques such as duty-cycled sensing, adaptive scaling, and accelerator-based execution support efficient operation while preserving mission duration and device endurance.

The **Reliability** quadrant demonstrates that trustworthiness is rooted in operational continuity. Industrial systems must continue functioning despite hardware failures, communication interruptions, environmental stress, and component degradation. The figure highlights architectural mechanisms such as redundancy, fallback controllers, backup systems, and graceful degradation strategies that preserve essential functionality even under adverse conditions.

An important feature of the diagram is the set of interaction arrows linking the four quadrants.

These indicate that optimization rarely occurs within a single dimension. For example, reducing communication bandwidth often increases local processing requirements; improving reliability through redundancy may increase energy consumption; and minimizing latency may require additional hardware resources. Embedded AI architecture therefore involves continuous negotiation among competing objectives rather than single-metric optimization.

The **Execution Placement Continuum** located beneath the central decision space reinforces this idea. Workloads may execute locally, at gateways, on edge servers, or within cloud platforms depending on the relative importance of latency, bandwidth, energy, and reliability requirements. Placement decisions therefore emerge from balancing architectural constraints rather than from computational capability alone.

The outer **Physical AI Operating Envelope** further emphasizes that all optimization must occur within broader safety, performance, efficiency, and resilience requirements. These boundaries represent the non-negotiable conditions under which industrial autonomy must operate. Regardless of how sophisticated an AI model becomes, it must remain within this operating envelope to be deployable in real-world environments.

Viewed collectively, Figure 9.3-A provides a systems-level understanding of embedded AI architecture. It reveals that latency, bandwidth, energy, and reliability are not simply performance metrics but foundational design forces that govern how intelligence is distributed and executed throughout the edge-cloud continuum. The figure therefore serves as a conceptual roadmap for the detailed discussions that follow, beginning with latency as the first and often most restrictive architectural constraint influencing embedded intelligence placement.

Figure 9.3-1 demonstrates that latency, bandwidth, energy, and reliability collectively define the operating envelope within which embedded AI systems must function. Although all four dimensions influence architectural decisions, they do not exert equal influence in every application. Among these constraints, latency is often the most immediate and uncompromising because it directly affects the ability of a system to interact safely and effectively with the physical world. A delayed prediction can become an incorrect decision, and a delayed decision can become an unsafe action. Consequently, latency frequently becomes the primary factor determining where intelligence is permitted to execute, how workloads are partitioned, and which functions must remain local to the device. Understanding embedded AI therefore begins with examining latency not simply as a performance metric, but as a structural force that shapes the distribution of cognition across the entire edge-cloud continuum.

i. Latency as a Structural Force Governing Embedded Intelligence Placement

In conventional information systems, latency is often viewed as a measure of system responsiveness or user experience. In Physical AI systems, however, latency assumes a far more significant role. Autonomous robots, drones, industrial controllers, vehicles, and cyber-physical systems operate within dynamic environments in which decisions must influence physical processes within strictly bounded time intervals. Under these conditions, latency becomes a

fundamental architectural constraint that governs where intelligence can reside, how inference pipelines are organized, and which computational resources can participate in the decision-making process.

For many industrial applications, the consequences of excessive latency extend well beyond reduced efficiency. Delayed perception may prevent the timely detection of hazards, delayed reasoning may compromise system stability, and delayed actuation may result in unsafe or undesirable physical outcomes. As a result, functions such as collision avoidance, trajectory stabilization, motor control, equipment protection, and emergency-response mechanisms are typically deployed directly on embedded hardware located as close as possible to the physical process.

This requirement fundamentally influences workload placement throughout the edge-cloud continuum. The stricter the response-time requirement, the closer the corresponding intelligence must be positioned to the source of sensing and actuation. Conversely, workloads with less stringent timing requirements can be delegated to gateways, edge servers, or cloud platforms where greater computational resources are available. Latency therefore acts as an architectural placement force, continuously shaping the distribution of cognition between local devices and higher-level computational tiers. The relationship between response-time requirements, intelligence placement, and architectural execution tiers is summarized in Table 9.3-A1.

Latency is often discussed as a performance metric associated with computational efficiency, network responsiveness, or application speed. In Physical AI systems, however, latency serves a more fundamental architectural function. Because intelligent decisions must influence physical processes within defined temporal boundaries, response-time requirements directly determine where cognitive functions can be executed throughout the embedded–edge–cloud continuum. Tasks associated with safety, motion control, collision avoidance, and equipment protection frequently require intelligence to reside close to sensing and actuation resources, whereas less time-sensitive reasoning and planning functions can leverage more distant computational infrastructure. Consequently, latency functions as a structural force that shapes workload placement, cognitive distribution, and system architecture. The following table summarizes the relationship between response-time requirements, execution locations, architectural design strategies, and the resulting distribution of intelligence across industrial AI environments.

Table 9.3-A1 presents a latency-oriented view of intelligence placement within hybrid edge–cloud industrial AI architectures. The table classifies industrial AI workloads according to their response-time requirements and identifies the computational layers, architectural techniques, and cognitive functions associated with each latency category. Rather than treating latency

solely as a measure of computational speed, the table emphasizes its role as a primary architectural constraint that governs where intelligence can be executed safely and effectively.

The progression shown in the table reflects a broader principle of Physical AI system design: as allowable response times become shorter, intelligence must migrate closer to the physical environment. Conversely, functions with less stringent timing requirements can exploit increasingly powerful computational resources located within edge servers, facility computing infrastructure, and cloud platforms. Through this relationship, latency becomes a determining factor in the distribution of cognition throughout industrial systems.

Table 9.3-A1 – Latency-Driven Intelligence Placement Across the Edge–Cloud Continuum

Latency Tier	Representative Response Requirement	Typical Industrial Functions	Preferred Execution Location	Architectural Techniques	Cognitive Implication
Ultra-Low Latency (Micros	Immediate protective response and deterministic control	Emergency shutdowns, motor protection, collision-prevention interlocks, safety monitoring	Embedded controllers, safety PLCs, dedicated hardware logic	Deterministic execution, hardware interlocks, real-time operating systems, interrupt-driven control	Cognition is constrained to local reflex behavior; cloud participation is impractical.
Hard Real-Time (Sub-Millisec	Strict control-loop deadlines	Motor control, motion stabilization, robotic servo control, actuator coordination	Embedded CPUs, DSPs, NPUs, local controllers	Real-time scheduling, hardware acceleration, memory optimization, deterministic communication	Intelligence must remain physically close to sensing and actuation processes.
Soft Real-Time (Several Milliseconds	Rapid operational adaptation	Obstacle detection, local path planning,	Embedded AI modules	Quantization, operator fusion, compressed neural networks,	Local AI supports perception-driven

to Tens of Milliseconds)		anomaly detection, machine-health monitoring	and edge devices	edge acceleration	autonomy while maintaining responsiveness.
Near Real-Time (Tens to Hundreds of Milliseconds)	Coordinated operational decisions	Vehicle coordination, robot fleet management, process optimization, supervisory control	Edge gateways and facility servers	Workload partitioning, edge orchestration, local model sharing	Enables collaborative intelligence among multiple devices and assets.
Operational Intelligence (Seconds to Minutes)	Tactical decision-making	Predictive maintenance, production scheduling, workload balancing, energy management	Facility-edge clusters and regional edge servers	Distributed analytics, edge-cloud synchronization, aggregated telemetry processing	Supports localized forecasting and tactical optimization.
Strategic Intelligence (Minutes to Hours and Beyond)	Long-horizon reasoning and planning	Fleet optimization, enterprise forecasting, digital-twin simulation, resource planning	Cloud platforms	Large-scale analytics, simulation environments, cloud AI infrastructure	Enables enterprise cognition, long-term foresight, and strategic reasoning.
Cross-Layer Intelligence	Continuous synchronization across latency domains	Hybrid edge-cloud AI operations	Edge-cloud continuum	Hierarchical orchestration, adaptive offloading,	Intelligence becomes distributed according to

				workload migration	timing requirements rather than computational preference alone.

Table 9.3-A1 demonstrates that intelligence placement in industrial AI systems is fundamentally a timing problem as much as a computational problem. The table reveals how differing response requirements give rise to distinct layers of cognition distributed across embedded devices, edge platforms, and cloud environments. Collectively, these layers create a hierarchical intelligence architecture in which each level is responsible for decisions appropriate to its latency constraints.

One of the most important observations from Table 9.3-A1 is that **latency requirements naturally organize industrial intelligence into multiple hierarchical tiers**. Response-time constraints vary significantly across industrial applications. Emergency shutdown systems, collision-prevention mechanisms, and safety interlocks often require reactions within microseconds or sub-millisecond intervals, while predictive maintenance and strategic resource optimization may operate over timescales measured in minutes or hours. This diversity of timing requirements prevents a single computational location from serving all cognitive functions equally well and necessitates a distributed architecture.

The table further illustrates the unique role of **ultra-low-latency and hard real-time intelligence**. At these levels, cognition is closely coupled to physical processes and often supports reflexive or protective behavior. Safety controllers, motor-protection systems, motion-control loops, and emergency-response mechanisms require deterministic execution because delayed reactions may directly affect operational safety or equipment integrity. Consequently, these functions are typically implemented within embedded processors, safety PLCs, specialized controllers, or dedicated hardware. The table therefore emphasizes that the most time-critical forms of intelligence remain physically closest to the systems they govern.

Another important insight concerns **embedded AI inference systems operating within soft real-time constraints**. Functions such as obstacle detection, machine-health assessment, local anomaly recognition, and perception-driven autonomy require rapid but not necessarily deterministic responses. These workloads often employ optimized neural networks, quantized models, hardware acceleration, and embedded inference engines capable of producing

decisions within milliseconds. The resulting architecture enables autonomous devices to interpret their local environments while preserving the responsiveness required for safe operation.

The table also highlights the increasing importance of **edge intelligence** as response-time requirements become less restrictive. Facility-level monitoring, fleet coordination, predictive diagnostics, and operational optimization frequently operate within timescales measured in tens or hundreds of milliseconds. Edge servers and gateways provide sufficient computational resources to coordinate multiple devices while maintaining responsiveness to changing local conditions. As a result, edge intelligence occupies an intermediate position between embedded autonomy and cloud-scale analytics, serving as a coordination and aggregation layer for distributed industrial systems.

A particularly significant observation is the transition from operational intelligence to **strategic cloud intelligence**. As allowable latencies increase from seconds to minutes or hours, organizations can exploit computationally intensive capabilities such as large-scale forecasting, digital-twin simulation, workforce planning, supply-chain optimization, and enterprise analytics. These workloads benefit from centralized computational resources and broader access to operational information collected across multiple facilities and operational domains. The table therefore demonstrates that cloud intelligence is not limited by computational capability but is constrained primarily by latency tolerance.

The inclusion of the **cross-layer intelligence-coordination category** reinforces the notion that industrial cognition is inherently distributed rather than centralized. Different layers of the architecture perform complementary roles according to their timing constraints. Embedded systems provide immediate responsiveness, edge systems provide local coordination, and cloud platforms provide long-horizon reasoning and enterprise visibility. Effective industrial AI therefore depends not only on optimizing performance within individual layers but also on coordinating intelligence across all layers.

Another notable pattern evident throughout the table is that **latency determines cognitive proximity to the physical environment**. Tasks that directly influence physical motion, safety, or process stability require execution near sensing and actuation resources. Tasks involving planning, forecasting, or optimization can tolerate greater separation from the physical process because they operate on longer decision horizons. This relationship forms one of the most important architectural principles in modern Physical AI systems.

The table also demonstrates that architectural strategies evolve systematically across latency tiers. At lower latency levels, deterministic execution, dedicated hardware, and real-time

scheduling dominate system design. At intermediate levels, workload partitioning, inference optimization, and coordinated edge orchestration become increasingly important. At higher levels, cloud analytics, simulation environments, and enterprise orchestration mechanisms provide the greatest value. These differences illustrate how timing requirements influence not only where intelligence resides but also how it is implemented.

From a broader systems perspective, Table 9.3-A1 reveals that latency serves as a mechanism for **cognitive stratification** within industrial AI architectures. Intelligence is distributed across multiple computational layers according to the temporal requirements of each decision. Rather than concentrating all reasoning in a single location, the architecture assigns cognitive responsibilities to the layers best suited to satisfy their associated deadlines.

Ultimately, Table 9.3-A1 demonstrates that latency is not merely a measure of responsiveness; it is a fundamental architectural principle governing the placement of intelligence throughout the edge–cloud continuum. By determining which functions must remain local, which can be coordinated at the edge, and which can be delegated to cloud platforms, latency shapes the cognitive structure of Physical AI systems. The resulting architecture enables industrial organizations to combine rapid local responsiveness with enterprise-scale intelligence, thereby balancing operational safety, computational efficiency, and strategic decision-making across the entire industrial ecosystem.

The following discussion examines how end-to-end response latency is measured, how response deadlines constrain AI deployment decisions, and how modern embedded AI architectures employ model optimization, hardware acceleration, workload partitioning, and execution-placement strategies to satisfy the demanding timing requirements of industrial autonomy.

Latency is one of the most fundamental constraints in embedded AI because it determines how quickly an intelligent system can perceive an event, interpret its significance, generate a decision, and support an appropriate physical response. In conventional cloud applications, moderate processing delays may be acceptable. In industrial autonomy, however, even relatively short delays can affect machine coordination, robotic motion, vehicle navigation, collision avoidance, and process stability.

For example, an autonomous industrial vehicle operating near pedestrians must continuously interpret camera, LiDAR, radar, and localization information to identify potential hazards. A robotic arm must detect changes in its operating environment before continuing a motion trajectory. Similarly, an industrial controller must respond to abnormal process conditions within an established control deadline. In these applications, the time required to process

information is directly related to the system's ability to respond appropriately to physical events.

The critical performance metric in Physical AI systems is not merely the execution time of a neural network. Rather, it is the **end-to-end response latency** of the complete sensing-to-action pipeline. In industrial environments, autonomous systems must perceive their surroundings, process observations, infer system states, make decisions, communicate with relevant components, and execute physical actions within strict time constraints. Consequently, the effectiveness of an embedded AI system depends on the cumulative delay introduced by every stage of this process rather than on AI inference alone.

A simplified representation of end-to-end response latency can be expressed as

$$T_{\text{response}} = T_{\text{sensing}} + T_{\text{preprocessing}} + T_{\text{inference}} + T_{\text{decision}} + T_{\text{communication}} + T_{\text{actuation}}$$

where:

- T_{sensing} represents the time required to acquire measurements from sensors, cameras, LiDAR systems, industrial instrumentation, or other data-acquisition devices.
- $T_{\text{preprocessing}}$ represents the time required for filtering, normalization, feature extraction, signal conditioning, and preparation of input data for AI processing.
- $T_{\text{inference}}$ represents the execution time of the embedded AI model.
- T_{decision} represents the time required to interpret model outputs, evaluate decision logic, and apply operational or safety constraints.
- $T_{\text{communication}}$ represents delays associated with data exchange among processors, controllers, gateways, edge servers, or other system components.
- $T_{\text{actuation}}$ represents the time required for the resulting command to be issued and physically executed by machinery, motors, robots, vehicles, or other controlled systems.

For any time-critical application, the total response latency must satisfy its operational deadline:

$$T_{\text{response}} \leq D_{\text{application}}$$

where $D_{\text{application}}$ represents the maximum allowable response time defined by the application's functional, operational, or safety requirements.

This formulation highlights an important architectural principle: optimizing neural-network inference alone does not guarantee acceptable system performance. A model may execute in microseconds, yet the overall system can still violate its timing requirements because of delays introduced elsewhere in the processing chain. Sensor acquisition latency, memory-access overhead, communication bottlenecks, task-scheduling interference, operating-system delays, controller synchronization, and actuator response characteristics can all contribute significantly to the total response time.

For this reason, latency engineering in embedded AI extends beyond model optimization to include system architecture, workload placement, communication design, hardware acceleration, real-time scheduling, and control-system integration. From an architectural perspective, latency becomes a **structural constraint that determines where cognition can reside within the edge-cloud continuum**. Functions that must satisfy strict deadlines are executed locally within embedded devices, while less time-sensitive tasks can be delegated to gateways, edge servers, or cloud platforms. Consequently, latency is not simply a measure of processing speed; it is one of the primary design forces that shapes the distribution of intelligence throughout Physical AI systems. The influence of latency on intelligence placement and workload distribution across the edge–cloud continuum is illustrated in Figure 9.3-A1. The figure visually illustrates how latency requirements determine the location of intelligence across embedded devices, edge systems, and cloud platforms, demonstrating that workload placement in Physical AI systems is governed primarily by response-time requirements rather than computational capability alone.

Table 9.3-A1 demonstrated that response-time requirements create a hierarchy of intelligence placement across embedded devices, edge systems, and cloud platforms. Although the table categorized workloads according to latency requirements and deployment locations, the underlying architectural relationships among these layers are best understood as part of a continuous computational continuum extending from physical processes to enterprise-level intelligence. In practice, industrial AI systems distribute perception, control, coordination, forecasting, and strategic planning functions according to the timing constraints associated with each decision. As latency requirements become more restrictive, execution must move closer to sensing and actuation resources. Conversely, workloads that can tolerate longer response intervals may leverage increasingly powerful edge and cloud infrastructures. Figure 9.3-1A illustrates this latency-driven hierarchy and demonstrates how timing constraints govern the placement, organization, and distribution of intelligence throughout Physical AI systems.

Figure 9.3-A1 presents latency as a structural architectural force that governs the placement of intelligence across the embedded–edge–cloud continuum**.** The figure illustrates how different

categories of AI workloads are distributed according to their response-time requirements, ranging from ultra-low-latency safety functions operating directly adjacent to physical processes to cloud-scale intelligence supporting enterprise optimization and long-term planning.

The architecture emphasizes that computational placement is determined primarily by timing requirements rather than computational capability alone. Physical AI systems must ensure that perception, reasoning, communication, decision-making, and actuation collectively satisfy the timing constraints associated with a given application. As a result, latency becomes one of the principal factors shaping the organization of cognition within distributed industrial environments.

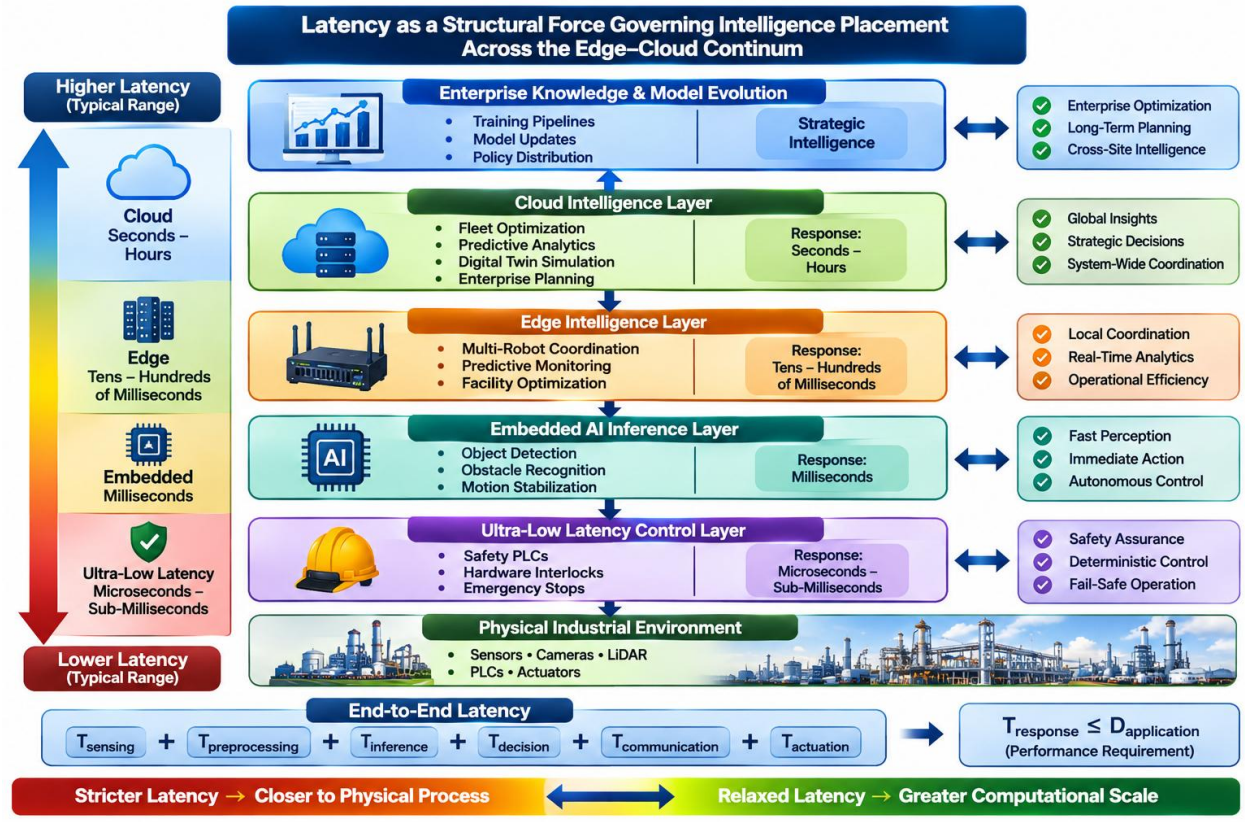

Figure 9.3-A1 – Latency as a Structural Force Governing Intelligence Placement Across the Edge–Cloud Continuum

The figure illustrates how latency requirements influence the placement of cognitive functions within hybrid embedded, edge, and cloud-based industrial AI architectures. Ultra-low-latency layers support safety-critical control functions such as hardware interlocks, safety PLCs, and emergency responses that operate within microsecond-to-sub-millisecond timescales. Embedded AI inference layers provide rapid perception, obstacle recognition, object detection, and motion stabilization within millisecond response windows. Edge-intelligence platforms coordinate predictive monitoring, multi-robot collaboration, and

facility optimization across tens to hundreds of milliseconds. Cloud-intelligence layers support fleet optimization, predictive analytics, digital-twin simulation, and enterprise planning over timescales ranging from seconds to hours. Enterprise knowledge and model-evolution systems provide long-term learning, policy distribution, and strategic intelligence. Collectively, these layers form a latency-driven cognitive hierarchy in which stricter timing constraints require intelligence to remain closer to physical processes, while more relaxed constraints permit greater computational scale and analytical sophistication.

Legend

Figure Element	***Description***
Physical Industrial Environment	*Real-world industrial systems where sensing, control, and actuation occur.*
Sensors, Cameras, LiDAR	*Data-acquisition systems providing environmental and operational observations.*
PLCs and Actuators	*Control and execution systems responsible for physical actions and process control.*
Ultra-Low-Latency Control Layer	*Deterministic control systems responsible for immediate protective and safety-critical responses.*
Safety PLCs	*Safety-certified controllers enforcing operational protection mechanisms.*
Hardware Interlocks	*Hardware-based protective mechanisms independent of software operation.*
Emergency Stops	*Immediate intervention systems designed to prevent unsafe operation.*
Embedded AI Inference Layer	*Local AI systems performing rapid perception and real-time inference.*
Object Detection	*Identification of objects, equipment, people, or operational features.*
Obstacle Recognition	*Detection of hazards and navigation constraints.*

Motion Stabilization	*AI-assisted support for maintaining stable robotic or vehicle operation.*
Edge Intelligence Layer	*Facility-level analytical infrastructure supporting coordination and predictive decision-making.*
Multi-Robot Coordination	*Management of interactions among multiple robotic systems.*
Predictive Monitoring	*Forecasting of equipment conditions and operational performance.*
Facility Optimization	*Local operational optimization and resource allocation.*
Cloud Intelligence Layer	*Cloud-scale intelligence supporting large-scale forecasting and planning.*
Fleet Optimization	*Coordination and optimization of distributed vehicle and robotic fleets.*
Predictive Analytics	*Forecasting future operational states and resource requirements.*
Digital Twin Simulation	*Virtual evaluation of operational scenarios and alternative decisions.*
Enterprise Planning	*Strategic coordination and long-term organizational decision-making.*
Enterprise Knowledge and Model Evolution	*Learning infrastructure supporting organizational adaptation and knowledge development.*
Training Pipelines	*Development and refinement of AI models using operational data.*
Model Updates	*Distribution of improved AI capabilities throughout the system.*

Policy Distribution	*Propagation of governance directives and operational constraints.*
Strategic Intelligence	*Long-term organizational reasoning and optimization capabilities.*
Cloud–Edge Infrastructure	*Communication and computational framework connecting distributed intelligence layers.*
End-to-End Latency Equation	*Representation of cumulative response time from sensing through physical action.*
$T_s$ensing	*Sensor acquisition delay.*
$T_p$reprocessing	*Data preparation and signal-processing delay.*
$T_i$nference	*AI-model execution time.*
Tdecision	*Decision-logic and policy-evaluation time.*
Tcommunication	*Communication and data-transfer delay.*
Tactuation	*Physical execution delay.*
Tresponse ≤ Dapplication	*Requirement that total response time satisfy application deadlines.*
Stricter Latency → Closer to Physical Process	*Architectural principle governing local execution of time-critical intelligence.*
Relaxed Latency → Greater Computational Scale	*Architectural principle enabling cloud-level execution of less time-sensitive workloads.*

Figure 9.3-A1 illustrates a fundamental principle of Physical AI architecture: the distribution of intelligence is determined by timing constraints as much as by computational capability. Rather than organizing cognition according to hardware performance alone, industrial AI systems allocate cognitive functions according to the response times required by physical processes. The resulting architecture forms a latency-driven hierarchy in which increasingly abstract forms of intelligence operate at progressively greater distances from sensing and actuation resources.

One of the most important insights provided by Figure 9.3-A1 is that **latency functions as a primary architectural design force**. The figure visually demonstrates that response-time requirements determine where specific cognitive functions can reside within the edge–cloud continuum. Intelligence associated with microsecond-level safety requirements must remain directly adjacent to physical processes, whereas strategic planning functions operating over minutes or hours can be performed within remote cloud environments.

The architecture begins with the **physical industrial environment**, which serves as the source of sensory information and the target of operational actions. Sensors, cameras, LiDAR systems, programmable controllers, and actuators collectively define the interface between the computational and physical worlds. Every subsequent layer of the architecture ultimately exists to interpret information originating from these sources and influence behavior through these control mechanisms.

At the lowest level of the hierarchy, the **ultra-low-latency control layer** embodies the concept of reflexive intelligence. Functions such as emergency stops, hardware interlocks, and safety PLCs operate within extremely restrictive timing windows because delays may directly affect personnel safety, equipment integrity, or process stability. Consequently, these mechanisms remain highly localized and rely on deterministic execution rather than cloud communication.

The figure further highlights the role of the **embedded AI inference layer** as the primary environment for rapid perception and local situational awareness. Tasks such as object detection, obstacle recognition, and motion stabilization require fast interpretation of sensory information while maintaining sufficient flexibility to adapt to changing environmental conditions. Unlike deterministic control layers, these systems incorporate machine-learning models yet still operate within stringent latency budgets measured in milliseconds.

Moving upward through the hierarchy, the **edge-intelligence layer** represents a transition from localized cognition to collaborative operational intelligence. Multi-robot coordination, predictive monitoring, and facility optimization require broader contextual awareness than any individual device can provide. By operating on timescales measured in tens or hundreds of milliseconds, edge platforms can aggregate information from multiple devices without compromising operational responsiveness.

Another major insight concerns the function of the **cloud-intelligence layer**. Cloud systems operate at significantly longer timescales but provide access to extensive computational resources and enterprise-wide operational information. This enables complex functions such as digital-twin simulation, predictive analytics, fleet optimization, and large-scale planning. The figure illustrates that these capabilities do not replace embedded intelligence but rather

complement it by providing deeper analytical reasoning and long-horizon decision support.

The architecture culminates in the **enterprise knowledge and model-evolution layer**, which represents the learning subsystem of the broader industrial ecosystem. Training pipelines, model updates, policy distribution, and strategic intelligence operate at the highest level of abstraction and over the longest time horizons. This layer enables organizational learning by transforming operational experience into improved future behavior.

A particularly valuable feature of the figure is its depiction of the **end-to-end latency equation**. By explicitly representing sensing, preprocessing, inference, decision, communication, and actuation delays, the figure reinforces the concept that system responsiveness depends on the cumulative behavior of the entire processing pipeline. This representation highlights why optimizing AI inference alone is insufficient if delays elsewhere in the architecture remain significant.

The figure also reveals a broader pattern of **cognitive stratification**. Lower layers focus on perception, protection, and immediate action. Intermediate layers support coordination and localized optimization. Higher layers provide prediction, simulation, learning, and strategic reasoning. Each layer addresses a different cognitive timescale while remaining connected through cloud–edge infrastructure and operational feedback mechanisms.

Another important observation is the distinction between **computational power and architectural appropriateness**. Cloud systems generally possess greater computational resources than embedded devices, yet many critical decisions cannot be delegated to the cloud because communication delays would violate operational deadlines. The architecture therefore demonstrates that intelligence placement is governed primarily by timing requirements rather than processing capability.

Ultimately, Figure 9.3-A1 demonstrates that latency shapes the very structure of cognition within Physical AI systems. By determining which decisions must remain local, which can be coordinated at the edge, and which can be analyzed within the cloud, latency governs the organization of intelligence across the industrial ecosystem. The resulting architecture enables organizations to combine the responsiveness of embedded autonomy with the analytical depth of cloud intelligence, creating a distributed cognitive system capable of supporting both real-time operational control and enterprise-scale reasoning.

Embedded AI architectures therefore employ several complementary latency-optimization strategies:

- **Local execution of time-critical intelligence:** Perception, anomaly detection, obstacle recognition, and other latency-sensitive inference workloads are executed on embedded processors or nearby edge accelerators rather than depending on remote cloud execution.
- **AI workload partitioning:** Computational tasks are distributed among microcontrollers, embedded CPUs, GPUs, NPUs, DSPs, and edge servers according to their timing requirements and processing complexity.
- **Model compression and quantization:** Neural-network parameters and computations are reduced through lower-precision numerical representations, structured pruning, and knowledge distillation. These techniques can decrease memory transfers and inference time while preserving acceptable model accuracy.
- **Operator fusion and graph optimization:** Multiple neural-network operations are combined to reduce intermediate memory access, execution overhead, and unnecessary data movement.
- **Hardware-accelerated inference:** Dedicated NPUs, GPUs, DSPs, and other specialized accelerators execute computationally intensive AI operations more efficiently than general-purpose processors in suitable workloads.
- **Real-time scheduling and resource reservation:** Operating systems and runtime environments allocate processing resources according to workload priority, deadline requirements, and predictable execution behavior.
- **Early-exit and adaptive inference:** Models may use confidence-based early-exit mechanisms or select among computational paths of different complexity, provided that the resulting execution behavior satisfies the application's validation and timing requirements.

An important distinction must be made between **AI inference and deterministic control execution**. An AI model may recognize an obstacle, estimate a collision risk, or recommend a modified trajectory. However, the final safety-critical control loop may still need to execute through a deterministic real-time controller, safety PLC, hardware interlock, or independently validated protective mechanism. The AI component contributes perception and decision support without necessarily replacing the control mechanism responsible for enforcing physical safety.

Latency therefore becomes a structural architectural force: it determines which cognitive functions must remain local, which can be executed at a nearby edge tier, and which can tolerate cloud-level processing.

In practical terms, fast perception and immediate protective responses generally require local execution, while computationally intensive forecasting, fleet optimization, historical analysis, and enterprise-level planning can often be performed remotely. This division allows embedded systems to retain responsiveness while benefiting from the broader analytical capabilities of cloud AI.

ii. Bandwidth as a Cognitive Distribution Boundary Across the Edge–Cloud Continuum

Bandwidth determines how much information can be exchanged among embedded devices, edge gateways, regional computing platforms, and cloud infrastructure within a given period. In industrial environments, communication capacity is frequently constrained by wireless interference, network congestion, geographical distance, shared communication channels, infrastructure limitations, and intermittent connectivity.

These conditions become particularly challenging when autonomous systems generate large volumes of multimodal sensor data. High-resolution camera streams, video sequences, LiDAR point clouds, radar measurements, acoustic signals, and continuous industrial telemetry can collectively impose substantial communication demands.

For example, an aerial inspection drone may generate high-resolution imagery and video while inspecting industrial infrastructure. Transmitting every raw observation continuously to a cloud platform may consume considerable bandwidth, increase communication costs, and introduce delays. Similar problems arise when autonomous vehicles, industrial robots, and distributed sensing devices operate simultaneously across a large facility.

Consequently, embedded AI systems must determine not only where computational workloads are executed but also **what information is transmitted, when transmission occurs, and which level of representation best preserves the information required for downstream processing and decision-making**. This adaptive approach enables intelligent management of communication resources while maintaining the contextual relevance and analytical value of transmitted information.

This introduces a fundamental relationship between bandwidth management and cognitive distribution. Rather than transmitting every raw sensor measurement, embedded systems can perform local processing and communicate compact representations containing the information most relevant to downstream analysis. The relationship between communication capacity,

information representation, workload distribution, and cognitive placement is summarized in **Table 9.3-A2**. The table illustrates how communication capacity influences the distribution of cognition across embedded, edge, and cloud computing layers. Rather than treating bandwidth as a networking concern alone, the table presents bandwidth as a determining factor in how information is represented, communicated, and utilized throughout Physical AI architectures.

While latency determines where intelligence must be physically located in order to satisfy response-time requirements, bandwidth determines how knowledge, observations, and analytical results can be exchanged among the computational layers of a distributed AI architecture. In modern industrial environments, embedded devices, robots, autonomous vehicles, drones, and sensing platforms often generate data volumes that exceed the continuous communication capacity available across wireless, mobile, or geographically distributed networks. Consequently, intelligent systems must decide not only where computations occur but also which information is communicated, how that information is represented, and when transmission is operationally justified. This transforms bandwidth from a networking concern into an architectural factor that directly influences the distribution of cognition across the edge-cloud continuum. Table 9.3-A2 summarizes the principal bandwidth conditions encountered in industrial AI systems, the associated communication challenges, the architectural strategies employed to address them, and their implications for distributed intelligence.

Table 9.3-A2 presents the relationship between communication capacity, information representation, and cognitive distribution within hybrid embedded, edge, and cloud AI architectures. The table illustrates how varying bandwidth conditions influence the design of communication strategies, information-reduction mechanisms, workload placement decisions, and knowledge-sharing processes across distributed industrial systems.

Unlike conventional computing environments, industrial AI systems frequently operate under communication constraints imposed by wireless interference, infrastructure limitations, mobility, geographic separation, intermittent connectivity, and the continuous generation of high-volume multimodal sensor data. These constraints require intelligent systems to communicate selectively rather than indiscriminately. As a result, the architecture must determine the most appropriate balance between local reasoning and remote processing while preserving the contextual information necessary for downstream analytics. The table highlights how bandwidth conditions shape this balance and influence the distribution of intelligence throughout the industrial ecosystem.

Table 9.3-A2 – Bandwidth-Constrained Cognitive Distribution and Information-Reduction Strategies Across the Edge–Cloud Continuum

Bandwidth Condition	Communication Challenge	Embedded AI Response	Information Representation Strategy	Preferred Execution Location	Cognitive Implication
Severely Constrained Connectivity	Intermittent communication, remote operations, limited infrastructure availability	Autonomous local perception and decision-making	Local inference results, anomaly flags, compressed summaries	Embedded devices	Cognition must remain largely self-contained and operationally independent.
Low-Bandwidth Networks	Limited throughput and communication cost constraints	Feature extraction and semantic compression	Health indicators, event summaries, semantic embeddings, confidence scores	Embedded devices and local gateways	Intelligence is communicated through meaning-rich representations rather than raw data streams.
Variable Bandwidth Conditions	Fluctuating network capacity and congestion	Adaptive transmission and workload adjustment	Dynamic-resolution data, adaptive reporting frequency, prioritized telemetry	Embedded systems and edge gateways	Cognition adapts communication behavior according to network conditions.
Event-Driven Communication Environments	Sparse but significant operational events	Event-triggered transmission	Alerts, anomaly detections, exception reports, abnormal-	Embedded and edge layers	Information exchange is governed by operational significance rather than

			condition summaries		fixed reporting schedules.
Prioritized Communication Environments	Competition among multiple data sources for network resources	Communication prioritization and scheduling	Safety alerts, control messages, maintenance warnings, operational directives	Embedded, edge, and network-management layers	Higher-value information receives preferential treatment within the cognitive architecture.
Predictively Managed Networks	Anticipated congestion and communication bottlenecks	AI-assisted transmission planning	Scheduled synchronization, predictive routing, resource-allocation policies	Edge gateways and regional infrastructure	Communication becomes a managed resource rather than a passive channel.
High-Capacity Connectivity	Availability of reliable high-throughput communication	Increased cloud participation and distributed processing	Rich telemetry, multimodal observations, digital-twin synchronization, model updates	Edge and cloud platforms	Greater portions of cognition can be distributed across computational tiers.
Opportunistic Synchronization Conditions	Irregular availability of communication resources	Deferred transmission and local storage	Buffered datasets, accumulated telemetry, delayed synchronization packages	Embedded systems and gateways	Intelligence remains operational despite communication interruptions.

Cross-Layer Cognitive Coordination	Balancing communication cost and analytical value	Hybrid edge-cloud information management	Multi-level semantic representations and context-aware data sharing	Entire edge-cloud continuum	Bandwidth governs how knowledge is distributed and shared across the enterprise.

Table 9.3-A2 demonstrates that bandwidth functions as a cognitive distribution boundary within modern Physical AI architectures. Rather than affecting only the speed of communication, bandwidth influences how knowledge is represented, what information can be shared, where analytical processing occurs, and how intelligence is distributed across embedded devices, edge platforms, and cloud systems. The table reveals that information management and cognitive placement are closely linked architectural concerns.

One of the most important observations from Table 9.3-A2 is that **communication constraints directly influence the location of intelligence within distributed AI systems**. When connectivity becomes severely constrained, embedded devices cannot depend on continuous access to remote computational resources. Under these conditions, local perception, inference, and decision support become essential. The table illustrates that increasingly restrictive communication conditions force more analytical responsibility toward embedded systems, enabling autonomous operation even when access to edge or cloud infrastructure becomes limited or unavailable.

The table further highlights the significance of **semantic information reduction** as an architectural response to limited communication capacity. Traditional approaches to data management often assume that observations can be transmitted largely intact for downstream processing. Industrial AI systems, however, frequently generate information volumes that exceed practical communication limits. Cameras, LiDAR units, industrial sensors, drones, and autonomous vehicles continuously produce high-density streams of data that are not always suitable for unrestricted transmission. Consequently, embedded AI systems employ feature extraction, semantic compression, and embedding-based representations to communicate meaning rather than raw observations. This transformation allows operational knowledge to be transferred while significantly reducing communication requirements.

A particularly notable aspect of the table is the progression from **raw-data communication toward knowledge-based communication**. As bandwidth becomes more constrained, intelligence increasingly relies on compact representations such as anomaly scores, health indicators, embeddings, confidence estimates, and event summaries. These representations

preserve operational meaning while reducing communication overhead. The architecture therefore shifts from transmitting measurements to transmitting interpretations of measurements, reflecting a more sophisticated model of distributed cognition.

The table also demonstrates the importance of **adaptive communication behavior**. Communication capacity is rarely static in industrial environments. Wireless conditions, network congestion, device mobility, and operational priorities may all fluctuate over time. As a result, AI systems must adapt their sensing, reporting, and transmission behavior according to available resources. The entries associated with variable-bandwidth environments illustrate how embedded devices dynamically adjust information exchange to maintain analytical effectiveness while respecting current communication constraints.

Another significant observation concerns **event-driven information sharing**. In many industrial settings, the majority of observations do not require immediate transmission. Routine operating conditions may be adequately represented through periodic updates, whereas abnormal events demand more urgent communication. Event-triggered architectures therefore prioritize information according to operational significance rather than fixed reporting schedules. This shift allows communication resources to be allocated where they provide the greatest operational value.

The table further emphasizes the importance of **communication prioritization as a cognitive function rather than a networking function alone**. Safety alerts, operational warnings, control directives, and anomaly notifications frequently possess significantly greater operational importance than routine telemetry or historical records. Consequently, intelligent communication systems must evaluate not only transmission feasibility but also informational importance. This reflects a broader transition from data transport toward knowledge-aware communication management.

Another important insight concerns the role of **predictive communication management**. Rather than reacting to network congestion after it occurs, advanced architectures may estimate future communication demand and proactively allocate resources. Predictive bandwidth management transforms communication infrastructure into an actively managed component of the intelligence architecture, allowing devices and analytical platforms to coordinate information exchange more effectively.

The inclusion of **high-capacity connectivity environments** reveals that bandwidth constraints are not always restrictive. When communication resources are abundant, larger portions of cognition can migrate toward edge or cloud platforms. Rich telemetry streams, multimodal observations, digital-twin synchronization data, and model updates can be exchanged more

freely, enabling broader collaboration among analytical systems. However, the table also illustrates that communication abundance changes the distribution of cognition without eliminating the need for local intelligence.

The table likewise highlights the role of **opportunistic synchronization strategies** in environments characterized by intermittent connectivity. Embedded systems may accumulate data locally, perform autonomous processing, and defer noncritical communication until adequate network capacity becomes available. This capability is particularly important for remote facilities, mobile assets, aerial systems, and geographically distributed industrial infrastructure where continuous connectivity cannot be guaranteed.

Perhaps the most significant theme emerging from the table is the concept of **cross-layer cognitive coordination**. Embedded devices, edge platforms, and cloud infrastructures do not operate independently. Instead, they participate in a coordinated knowledge-sharing architecture in which different layers exchange information using representations appropriate to prevailing communication conditions. Bandwidth therefore governs not only data flow but also how cognition is partitioned and shared throughout the system.

From a broader architectural perspective, Table 9.3-A2 demonstrates that bandwidth influences intelligence in much the same way that latency influences execution placement. Whereas latency determines where decisions must occur to satisfy timing requirements, bandwidth determines how knowledge can be exchanged among distributed decision-making entities. Together, these constraints shape both the physical and informational structures of industrial AI systems.

Ultimately, Table 9.3-A2 illustrates that bandwidth is not merely a communication resource. It is a cognitive boundary that determines how observations are transformed into representations, how knowledge is shared throughout the architecture, and how analytical responsibilities are distributed across embedded, edge, and cloud computing environments. The resulting system enables industrial AI platforms to preserve operational awareness, maintain communication efficiency, and sustain distributed intelligence even under demanding communication constraints.

Several AI-driven techniques support this approach:

- **Local feature extraction and semantic compression:** Embedded models transform raw sensor measurements into meaningful features, object classifications, equipment-health indicators, anomaly scores, and other compact representations. These outputs can

communicate operational meaning without continuously transmitting the original sensor streams.

- **Embedding-Based Information Exchange.** Multimodal encoders generate semantic embeddings that capture and represent important characteristics of images, signals, and other sensor observations. These compact representations enable cloud-level AI models to perform cross-modal correlation, pattern recognition, similarity analysis, and classification without requiring the continuous transmission of complete raw datasets. However, embeddings may not preserve all contextual details, temporal relationships, or fine-grained signal characteristics required by downstream analytical tasks. Consequently, their effective use requires appropriate contextual metadata, including timestamps, source identifiers, operating conditions, and relevant confidence information. The degree of information preservation must also be evaluated against the requirements of downstream applications, since an embedding optimized for one analytical task may not provide sufficient information for another. This approach balances communication efficiency with the preservation of semantic information necessary for reliable distributed intelligence.
- **Event-triggered transmission:** Rather than communicating continuously at a fixed rate, devices transmit information when significant events occur, such as abnormal vibration, unexpected motion, equipment deterioration, or changes in environmental conditions.
- **Adaptive sampling and transmission:** AI models adjust sensing frequency, reporting intervals, or data-resolution levels according to event significance, network capacity, operational criticality, and available energy.
- **Priority-aware communication:** Safety-related alerts and time-sensitive operational messages receive higher communication priority than historical logs, routine telemetry, or nonurgent analytical information.
- **Predictive bandwidth management:** AI-assisted network analytics estimate future congestion, communication availability, and workload demand to schedule transmissions and allocate communication resources more efficiently.
- **Opportunistic data synchronization:** Devices store selected information locally and transmit accumulated data when network capacity becomes available, allowing nonurgent information exchange to continue despite intermittent connectivity.

For example, an industrial drone inspecting a large manufacturing facility may use embedded vision models to identify structural cracks, thermal anomalies, or equipment abnormalities.

Instead of transmitting every frame continuously, the drone can locally extract relevant image regions, generate anomaly classifications, preserve associated confidence scores, and transmit selected observations to an edge gateway or cloud platform.

The cloud system can then correlate these observations with equipment-maintenance histories, ground-based sensor measurements, and facility operating conditions. If additional visual evidence is needed, the original image segments can be retrieved selectively.

This approach reduces communication demand while preserving the information required for higher-level intelligence.

However, semantic compression must be designed carefully. Excessive feature reduction may eliminate subtle temporal patterns, contextual information, or visual details needed to identify rare anomalies or investigate unexpected behavior. Therefore, an effective embedded architecture preserves sufficient information for the intended downstream task and retain access to original observations when necessary, subject to storage, privacy, and operational requirements.

Bandwidth optimization also influences where intelligence resides. When network connectivity is limited, more preprocessing, inference, and decision support must occur locally. When high-capacity connectivity is available, larger workloads and richer representations can be transferred to edge or cloud platforms.

Thus, bandwidth becomes a **cognitive distribution boundary** that shapes the division of analytical responsibilities between embedded devices and remote computing environments. The influence of bandwidth on information representation, semantic compression, and cognitive distribution across the edge–cloud continuum is illustrated in Figure 9.3-A2.

Table 9.3-A2 demonstrated that communication constraints influence not only the quantity of information that can be exchanged across distributed systems but also the manner in which intelligence itself is partitioned throughout the edge–cloud continuum. As bandwidth becomes constrained, embedded systems increasingly perform local interpretation, semantic extraction, and event prioritization to reduce communication requirements while preserving operational meaning. Consequently, information flows through a series of progressively abstract representations, transitioning from raw observations to features, semantic embeddings, and ultimately actionable knowledge. Figure 9.3-A2 illustrates this transformation and demonstrates how bandwidth limitations govern information selection, knowledge representation, communication behavior, and the distribution of analytical responsibilities across embedded, edge, and cloud computing environments.

Figure 9.3-A2 presents bandwidth as a cognitive distribution boundary that shapes how knowledge is represented, communicated, and processed throughout hybrid embedded, edge, and cloud AI architectures**.** The figure illustrates the progression of information from multimodal sensing systems through semantic extraction, compression, communication management, and higher-level analytics. Rather than transmitting all observations directly to remote platforms, embedded systems selectively transform raw data into more compact and contextually meaningful representations that can be communicated efficiently while preserving analytical value.

The architecture highlights an important principle of Physical AI systems: communication resources are finite, whereas sensory information is often abundant. Consequently, intelligent systems must determine what information is transmitted, which representations best preserve operational meaning, and how communication resources are allocated among competing priorities. Through this process, bandwidth directly influences the distribution of cognition across the edge-cloud continuum.

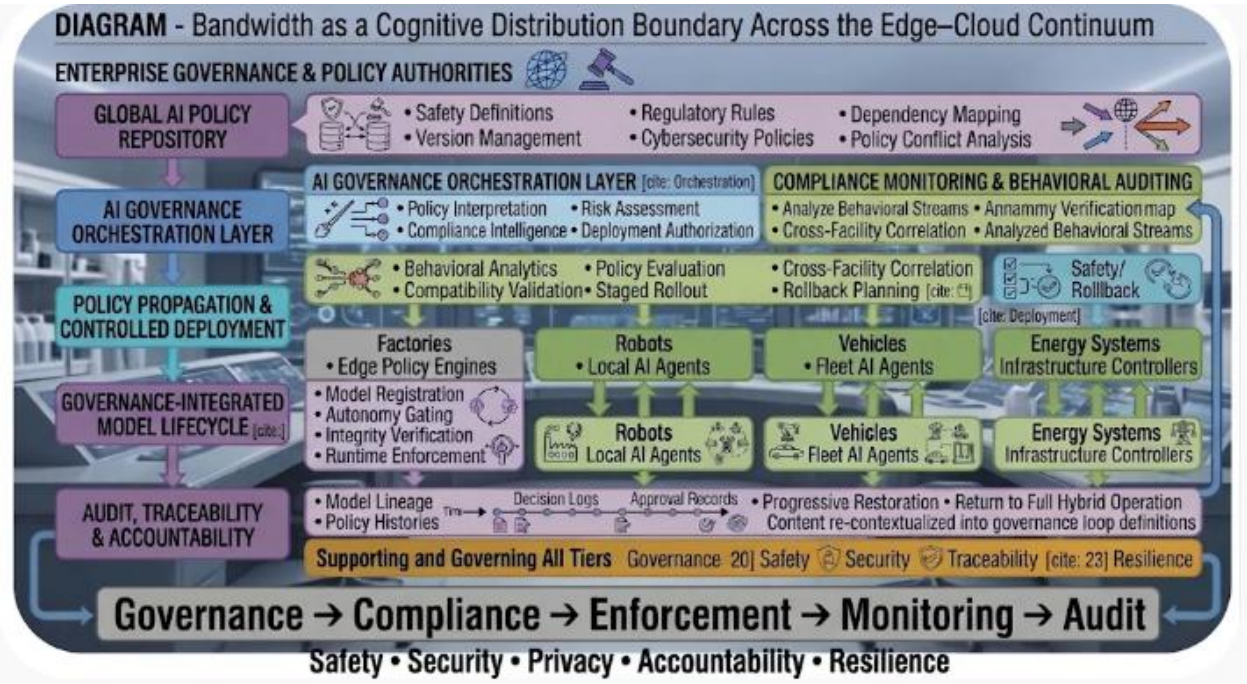

Figure 9.3-A2 – Bandwidth as a Cognitive Distribution Boundary Across the Edge–Cloud Continuum

The figure illustrates how industrial AI systems transform large volumes of multimodal sensor observations into progressively more compact and semantically meaningful representations in response to communication constraints. Data generated by cameras, LiDAR systems, radar sensors, industrial instrumentation, robots, drones, autonomous vehicles, and programmable controllers first undergo local interpretation through embedded intelligence layers that perform perception, object recognition,

anomaly detection, and feature extraction. These outputs are then processed through semantic-compression mechanisms that produce embeddings, health indicators, event summaries, and contextual metadata suitable for efficient communication. Adaptive communication-management functions regulate information exchange through event-triggered reporting, adaptive sampling, priority-aware transmission, and predictive bandwidth allocation. Compressed representations are subsequently analyzed within edge and cloud platforms to support cross-domain correlation, digital-twin modeling, enterprise analytics, forecasting, optimization, and decision support. The architecture demonstrates how bandwidth constraints influence the flow of information from raw observations to enterprise knowledge and ultimately determine the distribution of cognition across the embedded–edge–cloud continuum.

Legend

Figure Element	***Description***
Multimodal Data Generation Sources	*Physical systems generating heterogeneous industrial observations.*
Cameras	*Visual sensing systems producing image and video data streams.*
LiDAR	*Three-dimensional sensing systems generating point-cloud measurements.*
Radar	*Remote sensing systems supporting localization, detection, and environmental awareness.*
Audio Sensors	*Acoustic monitoring systems detecting equipment conditions and environmental events.*
Industrial Sensors	*Temperature, pressure, vibration, current, flow, and other instrumentation sources.*
Robots, Drones, Vehicles, PLCs	*Autonomous and control systems contributing operational observations.*
Embedded Intelligence and Semantic Extraction	*Local AI layer performing immediate interpretation of raw observations.*

Local Perception	*Initial interpretation of environmental and operational conditions.*
Object Detection	*Identification of relevant entities within sensor observations.*
Anomaly Recognition	*Detection of abnormal operational conditions.*
Feature Extraction	*Conversion of raw data into informative analytical representations.*
Information Reduction and Semantic Compression	*Processes that reduce communication requirements while preserving operational meaning.*
Embeddings	*Compact semantic representations of observations.*
Health Scores	*Quantitative indicators of equipment or system condition.*
Event Summaries	*Compressed descriptions of significant operational events.*
Context Metadata	*Supporting information including timestamps, identifiers, confidence values, and operating conditions.*
Adaptive Communication Management	*Communication layer that allocates bandwidth according to operational significance.*
Event-Triggered Reporting	*Communication initiated by significant operational events.*
Priority Scheduling	*Allocation of communication resources according to information importance.*
Adaptive Sampling	*Dynamic adjustment of sensing and reporting frequencies.*

Predictive Bandwidth Allocation	*Forecast-driven communication-resource management.*
Edge and Cloud Analytics	*Higher-level analytical environment supporting enterprise intelligence.*
Cross-Domain Correlation	*Integration of observations across multiple operational domains.*
Fleet Analytics	*Analysis of distributed robotic and vehicle operations.*
Digital Twins	*Simulation environments used for planning and evaluation.*
Enterprise Intelligence	*Large-scale organizational analytics and decision support.*
Enterprise Knowledge and Decision Support	*Strategic layer generating forecasts, plans, recommendations, and coordination policies.*
Raw Data → Features → Embeddings → Knowledge	*Progressive abstraction pathway transforming observations into actionable intelligence.*
Bandwidth Constraint → Information Selection → Knowledge Distribution → Cognitive Placement	*Conceptual relationship linking communication limits to intelligence distribution.*

Figure 9.3-A2 illustrates a central principle of distributed Physical AI architectures: communication limitations shape cognition. The figure demonstrates that bandwidth constraints influence not only how much information can be transmitted but also how information is represented, interpreted, prioritized, and shared throughout the system. As a result, bandwidth plays an important role in determining where knowledge is generated and where intelligence resides within the edge–cloud continuum.

One of the most significant insights provided by Figure 9.3-A2 is that **raw observations are rarely the most efficient units of communication** in distributed industrial systems. Modern industrial environments generate enormous volumes of information through cameras, LiDAR systems, radar sensors, industrial instrumentation, robots, vehicles, drones, and control

platforms. If every observation were transmitted continuously, communication networks could quickly become saturated. The architecture therefore begins by acknowledging that intelligent systems must selectively transform data before communication can occur efficiently.

The figure further emphasizes the importance of **embedded intelligence as a communication-enablement mechanism**. Traditionally, edge AI is often discussed primarily in terms of local decision-making. The architecture presented here shows that embedded intelligence also performs an information-management role by converting raw observations into higher-level semantic representations. Through object detection, anomaly recognition, and feature extraction, the embedded layer determines what aspects of the physical environment are operationally meaningful before communication resources are consumed.

Another important observation concerns the function of **semantic compression and information reduction**. The architecture demonstrates that bandwidth limitations encourage the transmission of representations rather than measurements. Embeddings, health indicators, anomaly scores, event summaries, and contextual metadata provide considerably richer informational value per transmitted bit than raw sensor observations. This shift represents an evolution from data-centric communication toward knowledge-centric communication, in which systems exchange meaning rather than measurements whenever possible.

The figure also highlights the intermediary role of **adaptive communication management**. Communication is no longer treated as a passive transport mechanism. Instead, the architecture actively evaluates the significance of observations and allocates communication resources accordingly. Event-triggered reporting, adaptive sampling, priority scheduling, and predictive bandwidth allocation collectively enable the system to communicate selectively while preserving the information most relevant to operational objectives.

A particularly valuable feature of the figure is the representation of the progression:

Raw Data → Features → Embeddings → Knowledge

This sequence captures the increasing abstraction of information as it moves through the architecture. Raw observations are transformed into structured analytical features, which are subsequently compressed into semantic representations suitable for transmission. These representations are then integrated into broader analytical environments where enterprise knowledge, forecasts, and decision-support products are generated. This layered abstraction process forms the foundation of efficient cognition in bandwidth-constrained environments.

The figure further demonstrates the complementary relationship between **embedded intelligence and cloud intelligence**. Embedded systems focus on local interpretation and

information reduction because they operate closest to the sensors generating data. Edge and cloud systems, by contrast, focus on large-scale correlation, simulation, forecasting, and optimization because they have broader visibility and greater computational resources. Bandwidth constraints therefore act as a mechanism that naturally partitions cognitive responsibilities among architectural layers.

Another important insight concerns the concept of **knowledge preservation under communication constraints**. While semantic compression can dramatically reduce communication requirements, excessive information reduction may remove contextual details required for later analysis. The architecture therefore includes health scores, event summaries, and contextual metadata alongside compact embeddings to preserve sufficient information for downstream interpretation. This reflects the principle that bandwidth optimization must balance communication efficiency against analytical usefulness.

The figure also illustrates how communication conditions influence **cognitive placement decisions**. When communication capacity is abundant, richer representations and more extensive offloading to remote platforms become feasible. As communication resources become constrained, greater portions of perception, inference, and decision support remain local. Consequently, bandwidth directly affects the distribution of intelligence across the architecture.

From a systems perspective, the lower conceptual sequence:

Bandwidth Constraint → Information Selection → Knowledge Distribution → Cognitive Placement

summarizes the figure's central argument. Communication limitations influence what information can be shared, which in turn affects how knowledge is distributed across computational layers and ultimately determines where cognitive functions must be performed.

Ultimately, Figure 9.3-A2 demonstrates that bandwidth is far more than a communication resource. It serves as a cognitive distribution boundary that shapes how observations are transformed into meaningful representations, how knowledge is shared among distributed systems, and how intelligence is allocated throughout the edge–cloud continuum. Through semantic extraction, adaptive communication, information reduction, and distributed analytics, industrial AI systems can maintain effective cognition even when communication resources are constrained, intermittent, or highly variable.

Efficient embedded AI must communicate selectively, preserve operational context, and remain capable of independent execution when network resources become unavailable.

iii. Energy as an Operational Boundary Condition for Embedded AI

Energy consumption is a fundamental architectural constraint because embedded AI systems frequently operate in environments where electrical power is limited, expensive, or difficult to replenish. Unlike centralized cloud platforms, which can draw upon dedicated power infrastructure and cooling systems, many embedded devices must operate within strict power budgets determined by battery capacity, thermal limits, equipment specifications, and mission requirements.

This is particularly important for autonomous vehicles, aerial drones, mobile robots, wireless IoT sensors, and remote industrial monitoring systems. Their computational workload directly influences operating duration, mission range, battery life, thermal behavior, and overall system availability.

For many embedded and mobile AI systems, energy consumption directly determines operational endurance, mission capability, and overall system effectiveness. In an aerial drone, excessive computational workload can shorten flight duration and reduce the time available for surveillance, inspection, or mapping activities. In an autonomous mobile robot, unnecessary inference operations may decrease the number of productive operating hours between charging cycles. Similarly, in battery-powered industrial sensors, continuous high-frequency data acquisition, local processing, and wireless communication can significantly shorten service intervals and increase maintenance requirements.

Consequently, energy optimization cannot focus solely on the AI processor or inference engine. Instead, it must address the **entire embedded intelligence pipeline**, including sensing, computation, memory operations, communication, and physical actuation. From an architectural perspective, energy becomes a system-level constraint that influences workload placement, model complexity, sensing strategies, communication patterns, and mission planning.

A simplified representation of total energy consumption can be expressed as

$$E_{\text{total}} = E_{\text{sensing}} + E_{\text{processing}} + E_{\text{memory}} + E_{\text{communication}} + E_{\text{actuation}}$$

where:

- E_{sensing} represents the energy consumed by sensors, data-acquisition circuits, and signal-conditioning components.
- $E_{\text{processing}}$ represents the energy required for computation on CPUs, GPUs, NPUs, DSPs, and other processing elements.

- E_{memory} represents the energy associated with memory access, data movement, caching, and storage operations.
- $E_{communication}$ represents the energy consumed by wired or wireless communication interfaces used to exchange information with gateways, edge servers, or cloud services.
- $E_{actuation}$ represents the energy required to operate motors, actuators, control surfaces, manipulators, and other physical mechanisms.

This formulation highlights an important architectural principle: energy consumption is distributed throughout the entire autonomous system rather than concentrated solely within AI computation. Depending on the application, different components may dominate the overall energy budget. For example, industrial robotic systems and autonomous vehicles often devote a substantial proportion of their energy expenditure to physical actuation, whereas battery-powered sensing platforms may consume more energy through communication activities and frequent wake-up cycles than through AI inference itself. Similarly, memory access and data movement can sometimes consume energy comparable to, or even greater than, the computation being performed. The following table summarizes how energy is distributed across the embedded intelligence pipeline and links each energy source to its architectural implications and optimization mechanisms.

Although the total energy consumption of an embedded AI system can be represented as the sum of sensing, processing, memory, communication, and actuation energy expenditures, the relative contribution of each component varies considerably across application domains. In practice, system architects must understand not only where energy is consumed, but also how each subsystem influences operational effectiveness, mission endurance, thermal behavior, and overall autonomy. Consequently, energy optimization requires a holistic architectural perspective that considers the interactions among sensing resources, computational workloads, memory transfers, communications infrastructure, and physical actuation mechanisms. The following table summarizes the major sources of energy consumption in embedded AI systems and identifies representative architectural strategies that can be used to improve energy efficiency while maintaining system functionality and performance.

Table 9.3-A3 – Energy Consumption Sources and Architectural Optimization Strategies in Embedded AI Systems presents a system-level view of how energy is distributed across the embedded intelligence pipeline. The table links each energy-consuming subsystem to its primary functions, typical embedded AI applications, architectural implications, and common optimization approaches. Rather than treating AI inference as the sole consumer of energy, the table emphasizes that overall energy efficiency depends on coordinated design decisions across

the entire platform, including sensing, computation, memory management, communications, and actuation. Understanding these relationships enables system designers to identify dominant energy consumers and apply optimization techniques where they will have the greatest operational impact.

Table 9.3-A3 – Energy Consumption Sources and Architectural Optimization Strategies in Embedded AI Systems

Energy Component	Primary Energy Sources	Typical Embedded AI Examples	Architectural Impact	Representative Optimization Strategies
$E_{sensing}$	Sensors, data acquisition circuits, signal conditioning	Cameras, LiDAR, microphones, vibration sensors, environmental sensors	Influences sensing frequency, data resolution, and situational awareness capabilities	Duty-cycled sensing, adaptive sampling, event-triggered sensing, sensor fusion
$E_{processing}$	CPUs, GPUs, NPUs, DSPs, AI accelerators	Neural-network inference, image processing, sensor fusion, decision-making algorithms	Determines achievable model complexity, inference latency, and real-time performance	Quantization, pruning, lightweight models, adaptive inference scheduling, hardware acceleration
E_{memory}	Memory accesses, cache operations, storage transfers, data movement	Tensor loading, feature buffering, model parameter retrieval	Can become comparable to or exceed computational energy consumption	Memory reuse, operator fusion, optimized tensor layouts, local buffering
$E_{communication}$	Wireless and wired data transmission	Wi-Fi, cellular, LoRaWAN, edge-to-cloud communication	Affects battery life, network dependence, and system scalability	Edge processing, event-driven transmission, local

				feature extraction, workload offloading
$E_{actuation}$	Motors, servos, manipulators, propulsion systems, control surfaces	Drones, autonomous vehicles, robotic arms, mobile robots	Directly influences mission duration, mobility, and operational capability	Motion planning optimization, adaptive control, energy-aware mission scheduling
System-Level Energy Budget	Combined contribution of all energy-consuming subsystems	Complete autonomous embedded AI platform	Defines operational endurance, mission range, autonomy envelope, and thermal behavior	Integrated energy management, DVFS, workload prioritization, thermal-aware control

The information presented in Table 9.3-A3 highlights an important architectural principle: energy consumption in embedded AI systems is inherently distributed rather than concentrated within a single subsystem. As a result, improvements in overall energy efficiency often require coordinated optimization across multiple components rather than focusing exclusively on AI algorithms or processing hardware.

The first row of the table emphasizes the role of **sensing energy ($E_{sensing}$)**, which is associated with sensors and data-acquisition equipment. While sensing operations may appear modest compared with AI computation, high-resolution cameras, LiDAR systems, radar sensors, and continuous monitoring platforms can consume substantial amounts of energy. Consequently, techniques such as duty-cycled sensing, adaptive sampling, and event-triggered activation are frequently employed to reduce unnecessary data collection while preserving situational awareness.

The second row addresses **processing energy ($E_{processing}$)**, which supports AI inference, feature extraction, sensor fusion, and decision-making activities. Processing energy directly influences the complexity of models that can be executed within a given power budget. For this reason, optimization methods such as model quantization, pruning, adaptive inference scheduling, and dedicated AI accelerators are widely used to increase computational efficiency without significantly degrading analytical performance.

The importance of **memory energy (E_{memory})** is often underestimated. Modern AI workloads involve extensive movement of data between processors, caches, and storage systems. In many embedded platforms, memory access and data transfers consume energy comparable to, or exceeding, the energy required for computation itself. Architectural techniques such as memory reuse, operator fusion, optimized tensor layouts, and local buffering therefore play an important role in reducing unnecessary data movement and improving overall efficiency.

The table also demonstrates that **communication energy ($E_{communication}$)** can be a dominant factor in battery-powered and distributed systems. Wireless transmission often requires significantly more energy than local processing, particularly when large volumes of raw sensor data are continuously transmitted to external systems. As a result, embedded AI architectures increasingly employ edge analytics, local feature extraction, event-driven communication, and selective cloud offloading to reduce communication overhead while maintaining access to higher-level services.

For many autonomous systems, however, the most significant energy consumer is **actuation energy ($E_{actuation}$)**. Motors, propulsion systems, robotic manipulators, and other physical mechanisms frequently require considerably more energy than sensing or computation. This is particularly evident in drones, autonomous vehicles, and industrial robots, where physical movement directly determines mission capability. Consequently, efficient motion planning, adaptive control strategies, and energy-aware mission scheduling are essential for maximizing operational endurance.

The final row emphasizes that these individual energy components collectively determine the **system-level energy budget**, which serves as an operational boundary condition for embedded AI. The total available energy constrains mission duration, operating range, thermal behavior, computational complexity, and achievable autonomy. Therefore, effective energy management requires integrated optimization strategies that consider not only individual subsystems but also the overall balance between intelligence generation, physical action, safety requirements, and mission objectives.

Viewed collectively, the table reinforces the central theme of this section: energy is not merely a resource consumed by AI algorithms. Rather, it is a fundamental architectural constraint that shapes how intelligent embedded systems sense their environment, process information, communicate with external resources, interact with the physical world, and sustain autonomous operation over time. Through systematic optimization of each energy-consuming subsystem, designers can maximize the useful intelligence delivered per unit of energy while preserving the performance, reliability, and safety requirements of the application.

For this reason, energy-aware embedded AI design extends beyond model compression and processor optimization. Effective architectures employ techniques such as quantization, duty-cycled sensing, adaptive inference scheduling, dynamic voltage and frequency scaling, workload offloading, event-driven processing, and specialized AI accelerators to maximize computational value per unit of energy consumed. As a result, energy becomes more than a resource constraint; it serves as an operational boundary condition that defines the achievable complexity, duration, range, and autonomy of intelligent physical systems.

Table 9.3-A3 identifies the principal sources of energy consumption within embedded AI systems and summarizes representative techniques used to improve efficiency across sensing, computation, memory, communication, and actuation subsystems. While the table examines each energy-consuming component individually, embedded AI architectures must ultimately manage these components as parts of an integrated operational system. The cumulative energy demand arising from these subsystems determines not only instantaneous power consumption but also broader operational characteristics such as endurance, mission duration, thermal behavior, and achievable autonomy. Figure 9.3-A3 illustrates these system-level relationships by showing how energy flows through the embedded intelligence pipeline and how overall energy availability establishes the operational boundaries within which the system can function.

Figure 9.3-A3 – Energy as a System-Level Operational Boundary Condition for Embedded AI presents a conceptual model describing the relationship between available energy resources, subsystem energy consumption, and the operational capabilities of intelligent embedded systems. The figure emphasizes that total energy use emerges from the combined contributions of sensing, computation, memory operations, communication activities, and physical actuation. It further illustrates how the aggregate demand generated by these subsystems constrains operational endurance and motivates the use of energy-aware optimization strategies. By viewing energy as a system-level architectural consideration rather than a processor-specific metric, designers can better understand how energy influences the practical deployment and sustained operation of embedded AI applications.

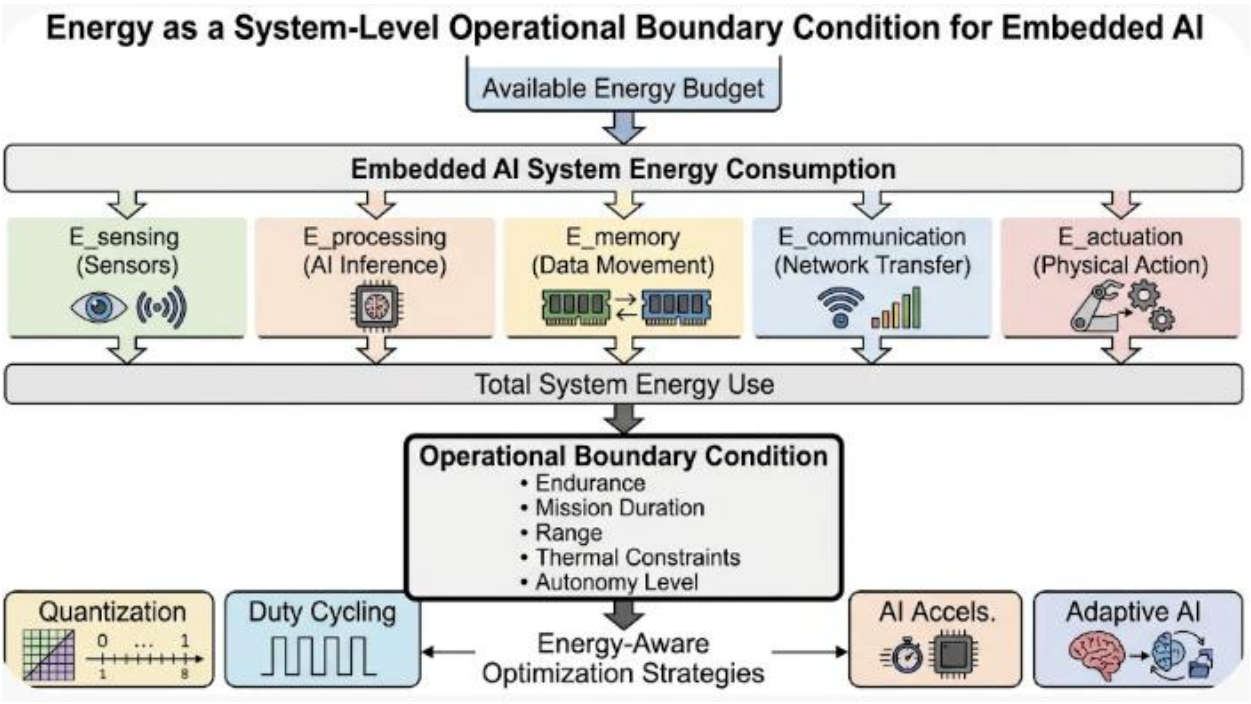

Figure 9.3-A3 – Energy as a System-Level Operational Boundary Condition for Embedded AI

Available energy resources are distributed across sensing, processing, memory, communication, and actuation subsystems. The combined energy consumption of these components determines total system energy use, which in turn establishes operational constraints such as endurance, mission duration, range, thermal limits, and achievable autonomy. Energy-aware optimization strategies improve efficiency throughout the embedded intelligence pipeline while preserving required functional and safety capabilities.

Legend

Element	***Description***
Available Energy Budget	*Total energy resource available to support system operation, typically supplied by batteries, fuel-based power systems, harvested energy sources, or external power infrastructure.*
$E_{sensing}$	*Energy consumed by sensors, signal-conditioning circuits, and data-acquisition activities used to observe the operating environment.*
$E_{processing}$	*Energy required for AI inference, feature extraction, sensor fusion, decision-making algorithms, and other computational activities performed by CPUs, GPUs, DSPs, NPUs, or related processing elements.*

E_{memory}	*Energy associated with memory accesses, caching operations, storage transactions, and data movement between processing and memory resources.*
$E_{communication}$	*Energy consumed by wired and wireless communication interfaces used to exchange information with local devices, edge nodes, gateways, or cloud services.*
$E_{actuation}$	*Energy required to drive motors, propulsion systems, robotic manipulators, control surfaces, and other physical mechanisms that interact with the environment.*
Total System Energy Use	*Aggregate energy consumption resulting from the combined contributions of sensing, processing, memory, communication, and actuation subsystems.*
Operational Boundary Condition	*The practical limits imposed by available energy resources, including endurance, mission duration, operating range, thermal behavior, and achievable autonomy.*
Energy-Aware Optimization Strategies	*Architectural and algorithmic techniques used to improve operational efficiency and maximize useful functionality within a finite energy budget.*
Quantization	*Reduction of numerical precision and model complexity to decrease computational and memory energy requirements while maintaining acceptable performance.*
Duty Cycling	*Selective activation and deactivation of sensors, processors, and communication resources to reduce energy consumption during periods of low activity.*
AI Accelerators	*Specialized processing hardware, such as NPUs and DSPs, designed to execute AI workloads with greater energy efficiency than general-purpose processors.*

Adaptive AI	*Dynamic adjustment of model complexity, inference frequency, or computational pathways according to operational conditions, workload demands, and available energy resources.*

Figure 9.3-A3 provides a systems-oriented perspective on energy management in embedded AI environments. Rather than viewing energy consumption solely as a characteristic of AI computation, the figure depicts energy as a shared resource that supports every stage of the embedded intelligence pipeline. The resulting operational capabilities of the system therefore depend on the combined behavior of all energy-consuming subsystems and the mechanisms used to manage them efficiently.

The figure begins with the **Available Energy Budget**, which represents the finite energy resources allocated to the embedded system. Unlike cloud-based computing environments that may have access to extensive electrical infrastructure, embedded platforms frequently operate under fixed energy constraints imposed by battery capacity, mission requirements, or environmental limitations. Consequently, the available energy budget serves as the fundamental resource from which all system activities must draw.

The next level of the figure highlights the principal contributors to **Embedded AI System Energy Consumption**. These include sensing, processing, memory operations, communication, and actuation. Together, these components represent the complete operational pathway through which intelligent systems perceive, interpret, communicate, and act within their environments. Importantly, the figure reinforces the principle that AI inference is only one contributor to overall energy consumption. Depending on the application, communication, memory transfers, or physical actuation may consume energy at levels equal to or greater than those required for computation.

The convergence of the five subsystem energy components into **Total System Energy Use** illustrates the cumulative nature of energy expenditure. Architectural decisions affecting any subsystem ultimately influence the overall energy profile of the system. For example, increasing sensor sampling rates may increase sensing energy requirements, while transmitting large volumes of raw data may significantly increase communication energy consumption. Similarly, selecting larger AI models can increase both computational and memory-related energy demands.

Below the total energy use layer, the figure introduces the concept of the **Operational Boundary Condition**, which serves as the central outcome of the energy-management process. This element captures the practical limitations imposed by finite energy resources. Operational

endurance, mission duration, travel range, thermal behavior, and achievable autonomy all emerge from the balance between available energy and system energy demand. In this sense, energy functions not merely as a resource constraint but as a defining boundary that shapes what the system can realistically accomplish during operation.

The lower portion of the figure presents **Energy-Aware Optimization Strategies**, which represent architectural mechanisms for improving the efficiency with which available energy is utilized. **Quantization** reduces the computational and memory requirements of AI models by using lower-precision numerical representations where appropriate. **Duty cycling** conserves energy by selectively activating sensing, processing, or communication resources only when operationally necessary. **AI accelerators**, such as NPUs and DSPs, improve computational efficiency by executing neural-network workloads more efficiently than general-purpose processing platforms. **Adaptive AI** techniques dynamically adjust model complexity, inference frequency, or execution pathways according to operating conditions, mission requirements, and available energy reserves. Together, these strategies seek to maximize useful intelligence and operational capability within a fixed energy budget.

These techniques represent mechanisms through which designers can improve the efficiency of energy utilization across the embedded intelligence pipeline. Rather than increasing available energy, these approaches seek to maximize the amount of useful computation and operational capability obtained from a fixed energy budget. The figure therefore highlights an important architectural objective: improving the ratio of delivered intelligence to energy consumed.

A particularly significant implication of the figure is that optimization strategies influence multiple subsystems simultaneously. Quantization can reduce both processing and memory energy requirements, duty cycling can lower sensing and communication energy consumption, dedicated accelerators can improve computational efficiency, and adaptive AI approaches can dynamically allocate energy according to operational priorities. As a result, effective energy management emerges from coordinated architectural decisions rather than isolated subsystem optimizations.

Another important observation illustrated by the figure is that optimization strategies do not increase the available energy budget itself. Instead, they improve the efficiency with which available energy is converted into sensing, computation, communication, and physical action. Consequently, architectural optimization extends operational endurance and mission capability by reducing unnecessary energy expenditure while preserving essential functions and safety-critical operations.

Overall, Figure 9.3-A3 reinforces the central argument of this section that energy constitutes a

system-level operational boundary condition for embedded AI. The figure demonstrates that the autonomy, endurance, and operational effectiveness of intelligent physical systems are determined not only by the capabilities of their AI algorithms but also by how efficiently available energy resources are allocated across sensing, computation, memory, communication, and actuation functions. Consequently, successful embedded AI architectures must treat energy as a foundational design consideration that influences system behavior throughout the entire lifecycle of operation.

AI-centric energy optimization therefore involves several complementary strategies:

- **Energy-aware model selection:** Embedded systems select neural-network architectures according to the accuracy, computational complexity, memory requirements, and energy budget of the target application. Smaller specialized models may be preferable to large general-purpose models when local resources are constrained.
- **Dynamic inference scheduling:** AI execution frequency is adjusted according to workload demand, environmental changes, event significance, and application criticality. Nonessential inference can be reduced during periods of low activity.
- **Adaptive model complexity:** Systems may select among multiple validated models or computational paths depending on current operating conditions. A lightweight model can handle routine monitoring, while a more computationally intensive model is activated when additional analytical precision is needed.
- **Quantization and model compression:** Reduced-precision arithmetic, pruning, knowledge distillation, and architecture optimization can decrease computational and memory requirements. More aggressive techniques, including sub-byte quantization, may provide additional efficiency on compatible hardware but require careful accuracy and stability validation.
- **Dedicated AI acceleration:** NPUs, DSPs, and other specialized processors can improve energy efficiency for supported workloads by executing common neural-network operations with lower energy consumption than less specialized processing paths.
- **Duty-cycled sensing:** Sensors and processing components operate at different activity levels depending on application requirements. High-frequency monitoring can be activated when important events are detected, while less demanding monitoring can continue during routine operation.
- **Memory and data-movement optimization:** Efficient tensor layouts, memory reuse, operator fusion, and local buffering reduce unnecessary data transfers between

processors and memory subsystems.

- **Communication-aware execution:** Local feature extraction and event-driven transmission reduce the energy associated with continuous wireless communication, particularly in battery-powered devices.
- **Thermal-aware workload management:** Embedded runtimes monitor processor temperature and adjust workload scheduling, operating frequency, or execution intensity to prevent overheating and excessive power demand.

For example, an autonomous inspection drone may use a lightweight vision model to detect potential anomalies during routine flight. When an unusual structural feature is identified, the system can temporarily activate a more computationally intensive model to perform detailed classification. It may also capture higher-resolution imagery and transmit selected information for cloud-based analysis.

This adaptive execution strategy allocates additional computational resources only when operational conditions justify them, helping preserve battery capacity without unnecessarily sacrificing analytical capability.

Energy-aware architecture must nevertheless distinguish between optional computational workloads and essential operational functions. Reducing inference frequency, model complexity, or computational activity must not compromise mandatory safety monitoring, navigation, protective responses, or other independently validated functions. These essential capabilities require sufficient energy allocation and operational continuity even when the system enters an energy-constrained state.

When available energy reserves reach critically low levels, the system transitions according to predefined and validated operational procedures. Depending on the application and operating environment, these procedures may include returning to a designated charging station, completing a controlled and safe shutdown, or entering a validated reduced-functionality mode. The transition process preserves essential protective capabilities while progressively suspending nonessential workloads and limiting operational activities to those supported by the remaining energy resources. This approach enables intelligent energy management without compromising established safety requirements or essential system functions.

Energy therefore defines more than the power consumption of an individual AI model. It establishes the **operational endurance and autonomy envelope** within which an embedded system can function reliably. Effective embedded AI architecture must maximize useful intelligence per unit of energy while preserving the performance and safety requirements of the

physical application.

iv. Reliability as the Foundation of Industrial Trust and Operational Continuity

Reliability is essential because embedded AI systems frequently operate in environments where unexpected behavior, equipment degradation, environmental disturbances, or communication failures can have direct physical and operational consequences. Industrial robots, autonomous vehicles, drones, and intelligent controllers must continue to perform their assigned functions predictably despite changing operating conditions and partial system failures.

Unlike conventional software applications, embedded AI systems interact continuously with physical equipment and dynamic environments. Their reliability therefore depends not only on software correctness or model accuracy, but also on sensor integrity, processor health, communication availability, hardware stability, model validity, execution determinism, and the effectiveness of protective mechanisms.

Several conditions can undermine embedded AI reliability:

- **Hardware degradation:** Processor aging, memory faults, power instability, and component deterioration may affect computational performance or system availability.
- **Thermal stress:** Excessive temperatures can cause processor throttling, reduced performance, or hardware failure.
- **Sensor drift and measurement uncertainty:** Aging sensors, calibration errors, contamination, vibration, and environmental interference may produce inaccurate or misleading observations.
- **Communication disruptions:** Wireless interference, network congestion, packet loss, and connectivity outages can interrupt communication with gateways or cloud services.
- **Model degradation:** Changing environmental conditions, equipment characteristics, and operating patterns may cause a deployed model's predictions to become less accurate over time.
- **Adversarial and cybersecurity threats:** Malicious inputs, unauthorized model modifications, compromised communication channels, and manipulated data may undermine the integrity of embedded intelligence.
- **Resource exhaustion:** Memory pressure, excessive computational workloads, and power limitations can cause inference delays, task failures, or unexpected system behavior.

Consequently, reliable embedded AI requires a combination of AI-based monitoring, robust

hardware and software design, deterministic safeguards, and carefully validated recovery mechanisms.

Reliability in embedded AI systems extends beyond achieving correct predictions under normal operating conditions. Because these systems interact directly with physical processes, equipment, and dynamic environments, their continued effectiveness depends on the ability to withstand faults, adapt to changing conditions, and maintain essential functionality despite disturbances or component failures. Reliability therefore emerges from the coordinated performance of hardware, software, sensing, communication, and AI subsystems rather than from any single component in isolation. Understanding the sources of reliability degradation and the architectural mechanisms available to address them is essential for designing systems capable of sustaining safe and dependable operation. The following table summarizes the principal reliability challenges encountered in embedded AI environments and the corresponding architectural strategies used to preserve operational continuity and trust.

Table 9.3-A4 – Reliability Threats and Architectural Reliability Mechanisms in Embedded AI Systems provides a structured overview of the major factors that can compromise system reliability and the engineering mechanisms commonly employed to mitigate their effects. The table links each reliability challenge to its underlying causes, potential operational consequences, and representative countermeasures. By examining reliability from both a failure-oriented and solution-oriented perspective, the table emphasizes that dependable embedded AI operation requires continuous monitoring, fault management, recovery capabilities, and protective mechanisms distributed throughout the system architecture. This systems-level perspective highlights reliability as an ongoing operational objective rather than a static design characteristic.

Table 9.3-A4 – Reliability Threats and Architectural Reliability Mechanisms in Embedded AI Systems

Reliability Challenge	Typical Causes	Potential Operational Consequences	Reliability Mechanisms	Expected Outcome
Hardware De	Processor aging, memory faults, power instability, component wear	Reduced performance, intermittent failures, loss of availability	Health monitoring, predictive maintenance, hardware diagnostics,	Early fault detection and sustained system availability

			component redundancy	
Thermal Stress	Excessive workload, inadequate cooling, harsh operating environments	Processor throttling, unstable execution, hardware damage	Thermal monitoring, workload scheduling, dynamic power management, thermal protection policies	Stable operation within validated temperature limits
Sensor Drift and Measurement Uncertainty	Aging sensors, calibration loss, contamination, vibration, environmental interference	Incorrect environmental perception and degraded decision quality	Sensor redundancy, cross-validation, calibration management, anomaly detection	Improved measurement reliability and situational awareness
Communication Disruptions	Network congestion, wireless interference, packet loss, connectivity outages	Delayed data, loss of cloud services, synchronization failures	Offline autonomy, local decision-making, communication monitoring, controlled resynchronization	Continued operation despite connectivity loss
Model Degradation	Environmental changes, equipment aging, operational drift, evolving conditions	Reduced prediction accuracy and declining decision quality	Runtime performance monitoring, retraining workflows, model validation, drift detection	Sustained model effectiveness over time
Cybersecurity and Adversaria	Malicious inputs, unauthorized modifications,	Incorrect decisions, loss of integrity,	Cryptographic verification, authenticated	Protection against

	compromised communications	operational disruption	updates, secure boot, integrity monitoring	unauthorized manipulation
Resource Exhaustion	High workloads, memory pressure, limited power resources	Delayed inference, missed deadlines, unexpected behavior	Resource monitoring, workload prioritization, graceful degradation, energy-aware scheduling	Predictable operation under constrained resources
AI Output Un	Out-of-distribution inputs, unfamiliar conditions, incomplete observations	Unreliable recommendations or incorrect predictions	Confidence estimation, uncertainty monitoring, fallback procedures, human oversight	Improved decision robustness
System-Level Reliability Management	Combined reliability challenges across multiple subsystems	Reduced trust, operational interruptions, mission failure	Integrated monitoring, deterministic safety mechanisms, recovery procedures, validated fallback modes	Operational continuity and sustained trust

Table 9.3-A4 illustrates that reliability in embedded AI systems depends on the ability to detect, manage, and recover from a wide range of technical and operational disturbances. The threats identified in the table originate from different layers of the system architecture, including hardware, sensing, communication, computational resources, and AI models. Consequently, maintaining reliability requires multiple complementary mechanisms working together to preserve system functionality under both normal and abnormal operating conditions.

The first two rows of the table address **hardware degradation** and **thermal stress**, which

represent fundamental physical challenges affecting embedded computing platforms. Over time, component aging, power instability, memory faults, and prolonged exposure to elevated temperatures can reduce processing performance and increase the likelihood of operational failures. The table highlights the importance of health monitoring, diagnostics, predictive maintenance, thermal management, and workload control as proactive measures that enable systems to identify emerging problems before they develop into critical failures. By continuously assessing hardware condition, embedded platforms can maintain stable operation and extend system availability.

The next set of reliability challenges focuses on **sensor drift and measurement uncertainty**. Since embedded AI systems rely on sensor observations to construct an understanding of their operating environment, the quality of those observations directly influences decision-making accuracy. Sensor contamination, calibration loss, environmental interference, and mechanical wear can introduce errors that degrade situational awareness. The table demonstrates how sensor redundancy, cross-validation, anomaly detection, and calibration management can improve confidence in sensor data and reduce the likelihood that a single sensor fault will compromise system operation.

The table also emphasizes the importance of managing **communication disruptions** in distributed and connected architectures. Wireless interference, packet loss, congestion, and network outages can interrupt access to cloud resources, shared databases, or external coordination services. Because reliable operation cannot depend entirely on continuous connectivity, embedded AI systems employ local decision-making capabilities, offline autonomy, communication monitoring, and controlled resynchronization procedures. These mechanisms ensure that temporary communication failures do not necessarily result in a loss of essential operational capabilities.

Reliability challenges associated with **model degradation** and **AI output uncertainty** highlight that AI performance itself can change over time. Environmental conditions, equipment characteristics, operating patterns, and data distributions may evolve after deployment, reducing model accuracy or causing predictions to become less dependable. Furthermore, AI systems may encounter unfamiliar situations for which they have limited prior experience. As shown in the table, drift detection, runtime performance monitoring, confidence estimation, uncertainty analysis, and validated retraining procedures help maintain model effectiveness while identifying circumstances in which AI-generated outputs warrant additional scrutiny.

Another critical category involves **cybersecurity and adversarial threats**, which target the integrity of embedded intelligence. Unauthorized model modifications, malicious inputs, compromised communication channels, and other forms of interference can undermine system

trustworthiness and potentially disrupt operations. The corresponding reliability mechanisms, including cryptographic verification, secure deployment practices, authenticated updates, and integrity monitoring, provide safeguards that help ensure only validated software and models are permitted to influence operational behavior.

The table further identifies **resource exhaustion** as a significant reliability concern. Excessive computational demand, limited memory availability, and constrained energy resources can introduce delays, missed deadlines, or unexpected behavior. Resource monitoring, workload prioritization, energy-aware scheduling, and graceful degradation strategies help the system adapt to constrained conditions while preserving critical functionality. Rather than failing abruptly, reliable architectures transition through predefined operating modes that maintain essential capabilities as resource availability changes.

The final row, **system-level reliability management**, synthesizes the broader message of the table. Reliability is not achieved through a single technology or protective mechanism. Instead, it emerges from the coordinated interaction of monitoring systems, deterministic safeguards, fallback mechanisms, recovery procedures, and operational policies. Continuous observation of system health, coupled with validated responses to abnormal conditions, enables embedded AI platforms to sustain operation despite faults, uncertainties, and changing environmental conditions.

Viewed collectively, Table 9.3-A4 reinforces a central principle of industrial embedded AI: reliability is the foundation of operational trust. Intelligent systems earn trust not because failures never occur, but because they are designed to detect problems, respond predictably, maintain essential functions, and recover in a controlled manner when adverse conditions arise. Through the integration of complementary reliability mechanisms across the entire system architecture, embedded AI platforms can support long-term operational continuity while preserving confidence in autonomous behavior.

Important reliability strategies include:

- **Continuous system-health monitoring:** Embedded diagnostics and AI-based monitoring evaluate processor utilization, memory availability, temperature, power conditions, sensor quality, communication status, and model execution behavior.
- **Sensor redundancy and cross-validation:** Multiple sensing sources can be compared to identify inconsistent measurements, detect sensor faults, and maintain situational awareness when an individual sensor becomes unreliable. Redundancy must account for common-mode failures and shared environmental disturbances.

- **Predictive degradation detection:** Temporal models and anomaly-detection algorithms identify early indicators of hardware deterioration, sensor drift, battery degradation, and changing model performance.
- **Local safe-state mechanisms:** Validated safety controllers, watchdog timers, hardware interlocks, and deterministic fallback mechanisms maintain protective functions when an AI model fails, produces invalid outputs, or becomes unavailable.
- **Graceful degradation:** Systems transition through predefined operating modes when computational, energy, communication, or sensing resources become constrained. Nonessential capabilities may be reduced while essential functions remain available.
- **Offline autonomy:** Embedded devices retain validated local models, policies, and operational procedures so that essential functions can continue without continuous cloud connectivity.
- **Model integrity and version control:** Cryptographic verification, authenticated model updates, deployment validation, and rollback mechanisms help prevent corrupted or unauthorized models from entering operational use.
- **Runtime confidence and uncertainty monitoring:** AI systems evaluate prediction confidence, out-of-distribution inputs, and uncertainty indicators to identify situations in which their outputs may be unreliable.
- **Controlled recovery and resynchronization:** Following a fault or connectivity interruption, embedded systems reconcile local operational states, verify policy and model versions, and restore cloud coordination through controlled recovery procedures.

For example, consider an autonomous industrial robot operating in a manufacturing facility. During normal operation, its embedded perception model processes camera and depth-sensor information to identify objects and support motion planning. If one sensor begins producing inconsistent measurements, the system can detect the discrepancy through sensor cross-validation and initiate an appropriate response. Depending on the severity of the condition, the robot may rely on an independently validated sensing configuration, reduce its operating capability, request human intervention, or enter a predefined safe state.

Similarly, loss of cloud connectivity must not make a robot dependent on remote instructions to perform immediate protective actions. Local safety mechanisms and validated operational policies must remain continuously available, enabling the robot to maintain essential protective functions and respond appropriately to hazardous conditions without relying on cloud-based

communication. This design preserves local operational autonomy and ensures that network disruptions do not compromise established safety functions.

This illustrates a fundamental principle of industrial embedded AI: **cloud connectivity may enhance intelligence, but it must not be a prerequisite for essential local safety and operational protection**.

Table 9.3-A4 identifies the diverse challenges that can undermine the reliability of embedded AI systems and summarizes the architectural mechanisms used to mitigate their effects. While the table examines individual threats and corresponding countermeasures, reliable operation ultimately depends on how these mechanisms interact within an integrated system architecture. Reliability is therefore not established through any single monitoring function, redundancy technique, or recovery procedure. Rather, it emerges through a coordinated process of fault detection, health assessment, protective response, and operational adaptation. Figure 9.3-A4 provides a system-level view of this process by illustrating how reliability threats are monitored and managed through successive architectural layers that collectively preserve operational continuity and support industrial trust.

Figure 9.3-A4 – Reliability as the Foundation of Industrial Trust and Operational Continuity presents a conceptual framework describing how embedded AI systems maintain dependable operation in the presence of faults, disturbances, and changing environmental conditions. The figure traces the progression from reliability threats through monitoring, management, and protection mechanisms to the ultimate objective of operational continuity. By illustrating the interactions among diagnostic monitoring, corrective actions, deterministic safeguards, and autonomous recovery capabilities, the figure emphasizes that reliability emerges from coordinated system behavior rather than from the performance of any individual component. This perspective is particularly important in industrial environments, where trust in autonomous systems depends on their ability to respond predictably and appropriately under abnormal conditions.

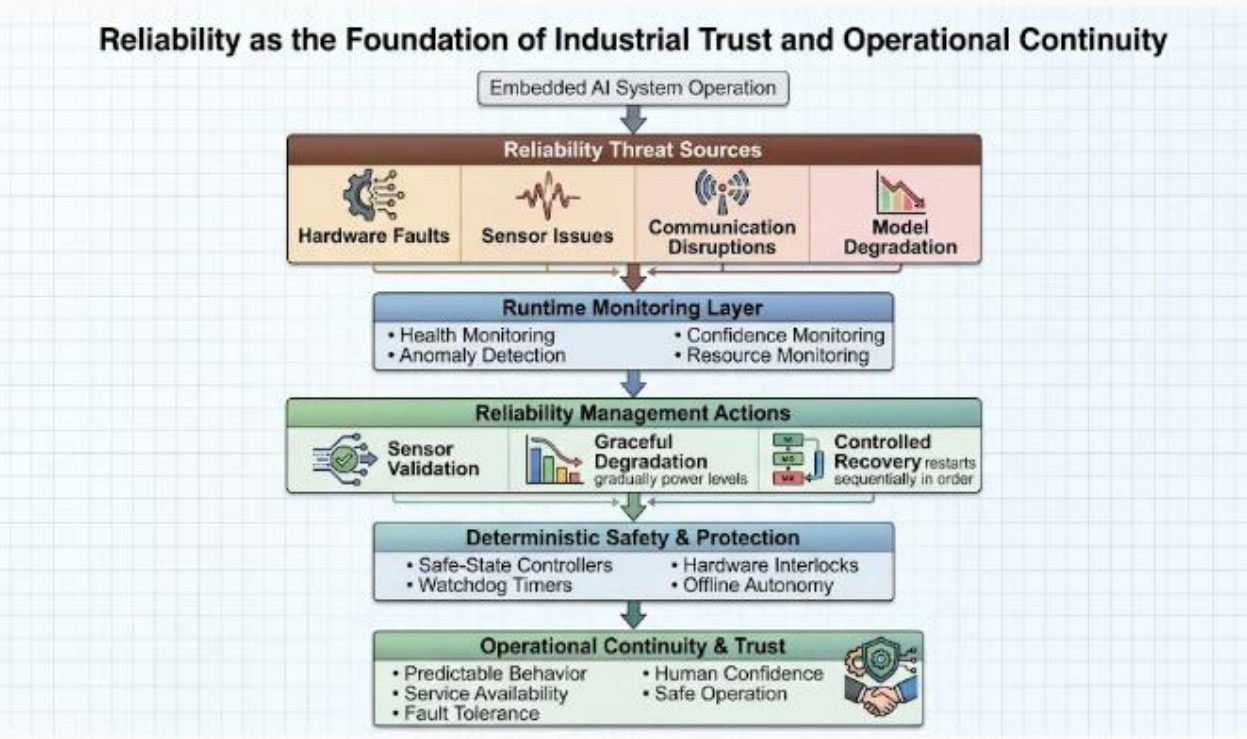

Figure 9.3-A4 – Reliability as the Foundation of Industrial Trust and Operational Continuity
Embedded AI systems encounter reliability threats arising from hardware faults, sensor degradation, communication disruptions, and changing model behavior. Runtime monitoring mechanisms continuously evaluate system health and identify abnormal conditions, enabling reliability management actions such as sensor validation, graceful degradation, and controlled recovery. Deterministic safety and protection mechanisms provide validated fallback behaviors and protective functions that remain available during faults and disruptions. Together, these architectural layers preserve operational continuity, maintain service availability, and support trust in autonomous system behavior.

Legend

Element	***Description***
Embedded AI System Operation	*Normal execution of sensing, inference, decision-making, communication, and control functions within the embedded platform.*
Reliability Threat Sources	*Conditions that may disrupt normal operation, degrade performance, or reduce system availability.*

Hardware Faults	*Processor failures, memory errors, power instability, component aging, and other physical hardware-related issues that affect system performance or availability.*
Sensor Issues	*Sensor drift, contamination, calibration errors, vibration effects, and measurement uncertainty that may reduce observation accuracy.*
Communication Disruptions	*Packet loss, wireless interference, congestion, latency, connectivity interruptions, and synchronization failures that affect information exchange.*
Model Degradation	*Reduced prediction accuracy caused by environmental changes, operational drift, equipment aging, or evolving data characteristics.*
Runtime Monitoring	*Continuous evaluation of system health, operational status, and AI behavior to identify potential faults or abnormal conditions.*
Health Monitoring	*Observation of processor status, memory resources, thermal conditions, power availability, and hardware integrity.*
Anomaly Detection	*Identification of abnormal operating conditions, unexpected behavior, or unusual system states that may indicate emerging faults.*
Confidence Monitoring	*Assessment of prediction confidence, uncertainty estimates, and indicators of unreliable AI outputs.*
Resource Monitoring	*Tracking computational workloads, memory usage, communication status, and energy availability.*
Reliability Management Actions	*Actions initiated in response to detected abnormalities to preserve reliable operation and limit fault propagation.*
Sensor Validation	*Cross-checking observations from multiple sensing sources to detect inconsistencies and identify faulty measurements.*
Graceful Degradation	*Controlled reduction of nonessential capabilities while preserving critical operational functions under constrained conditions.*

Controlled Recovery	*Structured restoration of normal operation following faults, communication interruptions, or system disruptions.*
Deterministic Safety & Protection	*Independently validated mechanisms that maintain predictable and protective behavior under specified fault conditions.*
Safe-State Controllers	*Validated controllers that place the system into a safe operating condition when abnormal conditions are detected.*
Watchdog Timers	*Independent supervisory mechanisms that detect execution failures and initiate recovery actions when required.*
Hardware Interlocks	*Physical or logical protective mechanisms that prevent unsafe operation despite software or AI failures.*
Offline Autonomy	*Ability to maintain essential operational and protective functions without continuous cloud connectivity.*
Operational Continuity & Trust	*Desired outcome of the reliability architecture, expressed through dependable operation, service availability, fault tolerance, and confidence in autonomous behavior.*
Predictable Behavior	*Consistent and expected system responses under both normal and abnormal operating conditions.*
Service Availability	*Ability of the system to remain operational and accessible when functions are required.*
Fault Tolerance	*Capability to continue performing essential functions despite component failures or operational disturbances.*
Human Confidence	*Trust established through reliable, transparent, and predictable system performance.*
Safe Operation	*Maintenance of protective functions and acceptable risk levels throughout system operation.*

Figure 9.3-A4 presents reliability as a layered architectural capability rather than a property of any individual subsystem. The figure illustrates how embedded AI systems detect, evaluate, and respond to disturbances while preserving essential operational functions. Through the interaction of monitoring, management, and protection mechanisms, reliability becomes the foundation upon which operational continuity and trust are established.

The figure begins with **Embedded AI System Operation**, representing the normal execution of sensing, inference, communication, decision-making, and control activities. During operation, the system is exposed to a variety of potential disruptions that originate from multiple sources rather than a single point of failure. Consequently, reliability must be considered a system-wide concern that encompasses hardware, software, communications infrastructure, sensing resources, and AI models.

The first architectural layer identifies **Reliability Threat Sources**, including hardware faults, sensor issues, communication disruptions, and model degradation. These threats represent common causes of performance degradation and operational instability in embedded AI environments. Their inclusion within a common threat layer reinforces the principle that reliability challenges can emerge from any component contributing to autonomous system operation. Because these disturbances may occur independently or simultaneously, reliable architectures must continuously evaluate system status rather than assuming normal conditions persist indefinitely.

The figure next introduces the **Runtime Monitoring Layer**, which serves as the primary observational mechanism for detecting emerging reliability concerns. Health monitoring evaluates processor condition, memory availability, thermal behavior, and power status, while anomaly detection identifies abnormal operational patterns that may indicate faults or unexpected environmental conditions. Confidence monitoring assesses the trustworthiness of AI-generated outputs, and resource monitoring evaluates the availability of computational, communication, and energy resources. Together, these monitoring functions provide the situational awareness necessary for informed reliability management.

Information generated by the monitoring layer is then utilized by **Reliability Management Actions**. Sensor validation improves confidence in environmental observations by identifying inconsistent measurements and detecting sensor failures. Graceful degradation enables the system to maintain essential capabilities while reducing noncritical functions when resources become constrained or faults occur. Controlled recovery supports the structured restoration of normal operation following disruptions, minimizing the risk of cascading failures or unintended behavior. Collectively, these actions allow the system to adapt dynamically to changing operating conditions while preserving continuity of service.

A particularly important feature of the figure is the **Deterministic Safety & Protection** layer. This layer reflects a key principle of industrial embedded AI: reliability management alone is insufficient to guarantee safe operation. Safe-state controllers, watchdog timers, hardware interlocks, and offline autonomy mechanisms provide independently validated protective capabilities that remain available even when AI functions, communication links, or other system components become impaired. The figure therefore reinforces the distinction between AI-assisted monitoring and deterministic protection, emphasizing that safety-critical behavior must not depend solely on AI-generated decisions.

The final layer, **Operational Continuity & Trust**, represents the outcome of successful reliability engineering. Predictable behavior, service availability, fault tolerance, human confidence, and safe operation emerge not from the absence of faults, but from the system's ability to detect abnormalities, respond appropriately, and maintain essential functionality under adverse conditions. Reliability therefore becomes a prerequisite for sustained trust in autonomous operation, particularly in industrial environments where disruptions can have direct operational and economic consequences.

Viewed as a whole, Figure 9.3-A4 illustrates that reliability is fundamentally an architectural property resulting from the coordinated interaction of fault awareness, adaptive management, deterministic protection, and controlled recovery. The figure reinforces the central theme of this subsection: trust in embedded AI systems is established not merely through intelligent behavior during normal operation, but through the ability to maintain predictable, resilient, and dependable performance when confronted with faults, uncertainty, and environmental change.

Reliability also requires distinguishing between AI-based anomaly detection and deterministic safety enforcement. AI can identify abnormal conditions, estimate risk, and recommend corrective actions. However, safety-critical functions must be supported by appropriately engineered and validated mechanisms that provide predictable behavior under specified fault conditions. AI-based monitoring complements these mechanisms but does not independently establish functional safety.

Through these strategies, embedded AI architectures can maintain operational continuity, respond appropriately to abnormal conditions, and preserve trust in autonomous behavior across changing industrial environments.

v. Integrated Optimization of Latency, Bandwidth, Energy, and Reliability

Although latency, bandwidth, energy, and reliability can be examined individually, they are tightly interconnected in practical embedded AI systems. Optimizing one dimension may

improve or degrade another, depending on the selected hardware, model architecture, workload distribution, and operating environment.

For example:

- Increasing local inference frequency may reduce communication delays but increase processor utilization and energy consumption.
- Offloading a complex model to the cloud may reduce local computational demand but increase communication latency and dependence on network availability.
- Compressing sensor information may reduce bandwidth consumption but eliminate contextual details needed for accurate anomaly detection.
- Increasing sensor redundancy may improve fault detection but increase hardware cost, power consumption, and data-processing requirements.
- Selecting a larger neural network may improve perception accuracy but increase inference latency, memory requirements, thermal load, and energy consumption.
- Reducing computational precision may improve inference efficiency but introduce accuracy loss that must be evaluated against the requirements of the application.

Consequently, embedded AI design requires a multi-objective optimization process rather than the independent minimization of individual resource costs.

The examples discussed thus far illustrate that latency, bandwidth, energy consumption, and reliability cannot be treated as independent design objectives in embedded AI systems. Every architectural decision affects multiple operational dimensions simultaneously, often creating trade-offs that must be carefully balanced rather than eliminated. Choices involving model complexity, workload placement, communication strategies, sensing architectures, and fault-tolerance mechanisms may improve one performance metric while increasing resource demands or introducing new constraints elsewhere in the system. Consequently, embedded AI architecture requires a holistic perspective that considers the interactions among competing objectives and evaluates design alternatives according to their overall impact on system performance, efficiency, resilience, and mission effectiveness. Table 9.3-A5 summarizes common architectural decisions and illustrates how each influences latency, bandwidth utilization, energy consumption, and reliability within an integrated optimization framework.

Table 9.3-A5 – Multi-Objective Trade-offs Among Latency, Bandwidth, Energy, and Reliability in Embedded AI Systems presents a system-level view of the interdependent relationships among the four principal operational constraints examined in this section. The table

demonstrates how common architectural decisions influence multiple performance dimensions simultaneously and highlights the trade-offs that arise when optimizing embedded AI systems for real-world deployment. Rather than identifying universally superior solutions, the table emphasizes that architectural choices must be evaluated according to application-specific objectives, operational constraints, and acceptable risk boundaries. This perspective reinforces the principle that embedded AI design is fundamentally a multi-objective optimization problem in which competing requirements must be balanced to achieve an effective overall solution.

Table 9.3-A5 – Multi-Objective Trade-offs Among Latency, Bandwidth, Energy, and Reliability in Embedded AI Systems

Architectural Decision	Latency Impact	Bandwidth Impact	Energy Impact	Reliability Impact	Key Trade-off Considerations
Increase Local Inference Frequency	Reduces response delay and dependence on network transmission	Reduces communication requirements	Increases processor utilization and energy consumption	Improves responsiveness but may increase thermal stress	Faster decisions versus reduced operational endurance
Cloud/Edge Workload Offloading	May increase end-to-end response time due to communication delays	Increases network utilization	Reduces local computation energy but increases communication energy	Increases dependence on connectivity and service availability	Computational efficiency versus communication dependence
Sensor Data Compression	May slightly reduce transmission delay	Reduces bandwidth utilization	Reduces communication energy costs	Potential loss of contextual information and anomaly-detection accuracy	Efficiency versus information fidelity
Sensor Redundancy	May introduce additional	Increases data generation and	Increases sensing and processing	Improves fault detection and	Reliability versus

	processing overhead	communication requirements	energy consumption	operational resilience	resource utilization
Larger AI Models	Increases inference latency	May require additional model synchronization traffic	Increases computational and memory energy consumption	May improve prediction accuracy in complex environments	Accuracy versus efficiency
Model Quantization and Compression	Reduces execution latency	May reduce model deployment bandwidth	Improves energy efficiency	Potential reduction in model accuracy if excessively applied	Efficiency versus analytical precision
Dynamic Inference Scheduling	Maintains latency where needed while reducing unnecessary execution	May reduce communication load	Improves energy efficiency	Preserves resources for critical operations	Responsiveness versus resource conservation
Local Offline Autonomy	Minimizes communication-related delays	Reduces dependency on network resources	May increase local processing energy consumption	Improves resilience during connectivity disruptions	Independence versus computational demand
Fault-Tolerance Mechan	May introduce verification and monitoring overhead	Minimal bandwidth impact	Additional computational and hardware costs	Significantly improves reliability and operational continuity	Reliability versus complexity and cost

Integrated Adaptive Optimization	Dynamically balances latency requirements	Dynamically adjusts bandwidth consumption	Allocates energy according to operational conditions	Maintains reliability across changing environments	Overall optimization across competing objectives

Table 9.3-A5 demonstrates that architectural optimization in embedded AI systems involves balancing multiple competing objectives rather than independently minimizing individual resource costs. The relationships summarized in the table reveal how decisions intended to improve responsiveness, efficiency, or reliability frequently influence other aspects of system behavior. As a result, successful architectures are typically characterized by balanced trade-offs rather than extreme optimization of a single performance metric.

The first several rows of the table illustrate the trade-offs associated with **workload placement decisions**. Increasing local inference frequency reduces dependence on external communication and improves responsiveness by minimizing transmission delays. However, this benefit is achieved at the cost of greater processor utilization, higher power consumption, and increased thermal loading. Similarly, cloud or edge workload offloading can reduce local computational demands and potentially enable the use of more sophisticated AI models, but doing so introduces dependence on communication infrastructure and network availability. These examples demonstrate the fundamental tension between computational locality and distributed processing that frequently shapes embedded AI architectures.

The table also highlights the relationship between **communication efficiency and information quality**. Techniques such as sensor-data compression can reduce bandwidth requirements and lower communication-related energy consumption. However, excessive compression may eliminate contextual details or subtle patterns that contribute to accurate perception, anomaly detection, or predictive analysis. Consequently, architects must evaluate not only how much information is transmitted but also how the reduction of information affects model performance and operational reliability.

Several entries emphasize the trade-off between **resource efficiency and reliability enhancement**. Sensor redundancy, for example, improves fault detection, situational awareness, and resilience against individual component failures. Nevertheless, additional sensors increase hardware complexity, energy consumption, processing workloads, and communication requirements. Similarly, fault-tolerance mechanisms strengthen operational continuity and system dependability but may require additional computational resources, monitoring infrastructure, verification activities, or backup hardware. These examples illustrate

that improvements in reliability frequently require investments in additional resources and architectural complexity.

The table further demonstrates the relationship between **model complexity and operational efficiency**. Larger neural networks can improve perception accuracy and analytical capability, particularly in challenging environments. However, these benefits often come at the expense of increased inference latency, memory requirements, bandwidth demands for deployment and synchronization, and higher energy consumption. Conversely, model compression and quantization techniques improve computational efficiency and reduce resource utilization but may introduce reductions in accuracy if applied too aggressively. Effective optimization therefore requires balancing analytical performance against operational constraints.

Another important observation concerns the use of **adaptive execution strategies**. Techniques such as dynamic inference scheduling and offline autonomy seek to adjust system behavior according to changing operational conditions. Rather than statically optimizing for a single scenario, these approaches enable embedded AI systems to allocate resources where they provide the greatest value at a particular moment. Dynamic scheduling can preserve responsiveness for critical tasks while reducing unnecessary computation during routine operation. Offline autonomy reduces dependence on communication infrastructure and improves resilience during connectivity disruptions, although it often requires additional local processing capability.

The final row of the table synthesizes the broader architectural lesson of the section through the concept of **integrated adaptive optimization**. Because latency, bandwidth, energy, and reliability are interdependent, embedded AI systems increasingly rely on context-aware resource management and intelligent workload orchestration to balance competing objectives dynamically. Instead of seeking a fixed optimum for a single metric, modern architectures continuously adapt to operational conditions while maintaining acceptable performance across multiple dimensions.

Viewed collectively, Table 9.3-A5 reinforces a fundamental principle of Physical AI system design: every architectural decision produces consequences that extend beyond its immediate objective. Improvements in responsiveness, communication efficiency, energy conservation, or reliability must be evaluated within the broader context of overall system performance and operational requirements. The most effective architectures therefore do not maximize any single metric in isolation. Rather, they achieve an appropriate balance among latency, bandwidth utilization, energy efficiency, and reliability while satisfying safety requirements, mission objectives, and environmental constraints. This integrated perspective forms the foundation of multi-objective optimization in embedded AI systems and explains why

architectural design remains inherently application dependent.

The preceding discussions demonstrate that embedded AI architecture is fundamentally a **multi-objective optimization problem**. Decisions concerning model placement, hardware selection, communication strategies, safety mechanisms, and workload allocation must balance several competing requirements simultaneously. Reducing latency may increase energy consumption; minimizing communication bandwidth may require additional local computation; improving reliability may introduce redundancy that increases resource utilization. Consequently, no single architectural decision can be optimized in isolation. Instead, Physical AI systems must be designed to achieve an appropriate balance among responsiveness, resource efficiency, operational endurance, and system dependability.

A simplified architectural optimization problem can be expressed as

$$\min_{\mathbf{a}} \left[\alpha T_{\text{response}}(\mathbf{a}) + \beta B_{\text{usage}}(\mathbf{a}) + \gamma E_{\text{total}}(\mathbf{a}) + \delta R_{\text{risk}}(\mathbf{a}) \right]$$

subject to

$$\begin{aligned} T_{\text{response}}(\mathbf{a}) &\leq D_{\text{application}} \\ B_{\text{usage}}(\mathbf{a}) &\leq B_{\text{available}} \\ E_{\text{total}}(\mathbf{a}) &\leq E_{\text{budget}} \\ R_{\text{risk}}(\mathbf{a}) &\leq R_{\text{acceptable}} \end{aligned}$$

where:

- a represents the set of architectural design decisions, including model selection, hardware configuration, workload placement, communication strategies, inference scheduling policies, fault-tolerance mechanisms, and redundancy architectures.
- $T_{response}$ (a) represents the end-to-end system response latency associated with a particular architectural configuration.
- B_{usage} (a) represents the communication bandwidth consumed by sensing, telemetry, model synchronization, and distributed inference activities.
- E_{total}(a) represents the total energy consumption of the embedded AI system.
- R_{risk} (a) represents an application-specific measure of operational risk, reliability degradation, or probability of unacceptable system behavior.

- α, β, γ, and δ are weighting coefficients that reflect the relative importance of latency, bandwidth, energy efficiency, and reliability for a particular deployment.
- $D_{application}$ represents the maximum allowable response deadline imposed by operational or safety requirements.
- $B_{available}$ represents the available communication capacity of the deployment environment.
- E_{budget} represents the energy budget allocated to the system.
- $R_{acceptable}$ represents the maximum acceptable level of operational risk.

This formulation illustrates a fundamental characteristic of Physical AI design: every architectural choice influences multiple performance dimensions simultaneously. An architecture that minimizes latency may increase power consumption; one that reduces bandwidth usage may require additional local processing; and a design that maximizes reliability may introduce redundancy that increases cost, complexity, and energy requirements. Consequently, optimal solutions rarely minimize a single metric. Instead, architects seek configurations that provide the most effective balance among competing objectives while satisfying mandatory operational constraints.

In practical industrial systems, the optimization problem is often considerably more complex. Additional objectives and constraints may include inference accuracy, memory utilization, processor availability, thermal limits, operational cost, cybersecurity requirements, regulatory compliance obligations, and functional-safety certifications. Furthermore, these factors frequently evolve over time as workloads, environmental conditions, mission requirements, and system capabilities change. As a result, modern Physical AI architectures increasingly rely on adaptive optimization, intelligent workload orchestration, and context-aware resource management to maintain acceptable performance across a wide range of operating conditions.

Table 9.3-A5 demonstrates that architectural decisions in embedded AI systems rarely affect a single performance dimension. Changes intended to improve latency, reduce communication overhead, conserve energy, or increase reliability often influence multiple operational objectives simultaneously. Consequently, architects cannot evaluate design alternatives solely according to individual metrics. Instead, they must consider how competing requirements interact throughout the system and how trade-offs influence overall mission effectiveness. This broader perspective transforms embedded AI design from a collection of isolated engineering decisions into a coordinated optimization process that balances performance, resource utilization, resilience, and operational constraints. Figure 9.3-A5 illustrates this integrated

optimization framework and highlights how multiple architectural objectives are jointly managed to produce a balanced Physical AI system.

Figure 9.3-A5 – Integrated Optimization of Latency, Bandwidth, Energy, and Reliability in Embedded AI Systems presents a conceptual framework for understanding multi-objective optimization in modern embedded AI architectures. The figure illustrates how application requirements influence architectural design decisions and how those decisions simultaneously affect latency, bandwidth utilization, energy consumption, and system reliability. It further shows how adaptive optimization mechanisms continuously evaluate these competing objectives and dynamically allocate resources to maintain acceptable performance under changing operational conditions. By emphasizing the interdependence of key architectural constraints, the figure highlights that successful embedded AI systems are designed to achieve balanced performance across multiple dimensions rather than maximizing any single metric in isolation.

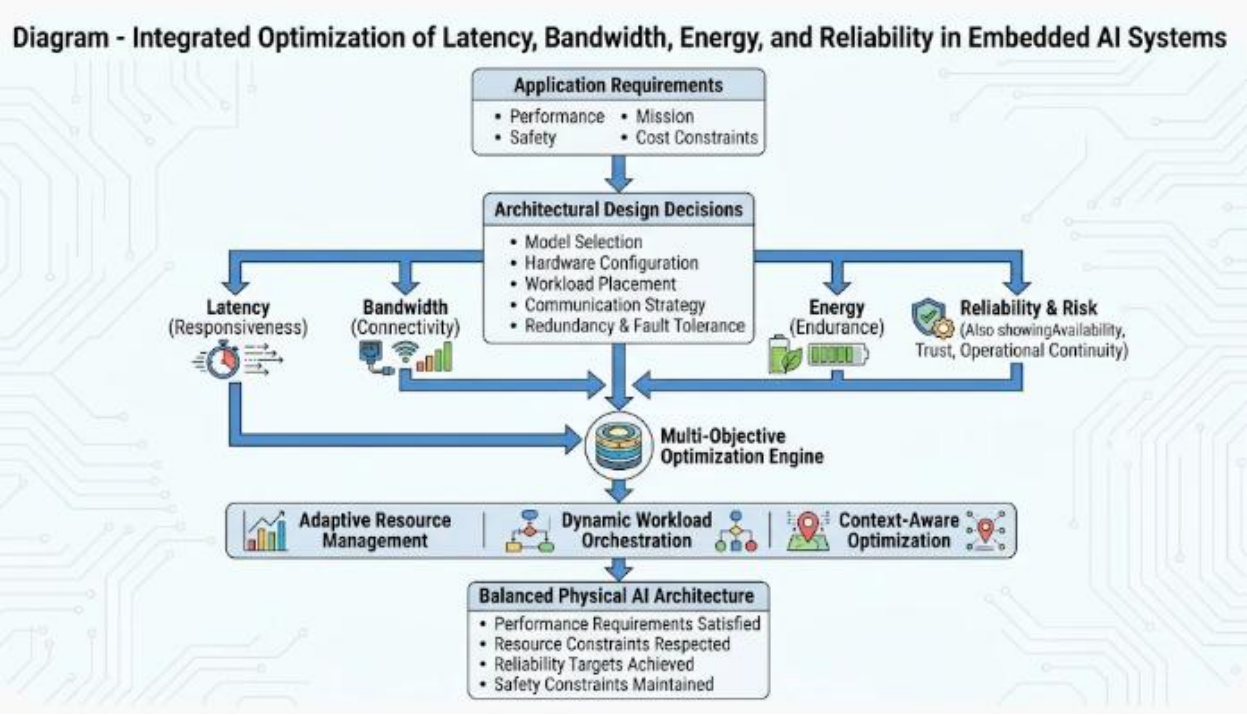

Figure 9.3-A5 – Integrated Optimization of Latency, Bandwidth, Energy, and Reliability in Embedded AI Systems

Application requirements guide architectural design decisions that directly influence responsiveness, communication efficiency, operational endurance, and system dependability. A multi-objective optimization framework evaluates the interactions among latency, bandwidth, energy, and reliability while adaptive resource-management mechanisms dynamically adjust system behavior in response to changing conditions. The resulting architecture seeks to satisfy performance requirements, resource

constraints, reliability targets, and safety obligations simultaneously, producing a balanced and application-appropriate Physical AI solution.

Legend

Element	***Description***
Application Requirements	*High-level operational objectives, constraints, and stakeholder needs that guide architectural design decisions.*
Performance	*Response speed, throughput, inference quality, and other measures of operational effectiveness required by the application.*
Safety	*Mandatory operational and protection requirements that must be satisfied regardless of other optimization objectives.*
Mission	*Functional objectives that define the intended purpose and operational outcomes of the system.*
Cost Constraints	*Economic limitations affecting hardware selection, resource allocation, deployment, and long-term operation.*
Architectural Design Decisions	*Engineering choices involving hardware, software, communication, computation, and fault-management architectures.*
Model Selection	*Choice of AI models based on accuracy, complexity, latency, energy consumption, and deployment requirements.*
Hardware Configuration	*Selection and arrangement of processors, sensors, accelerators, memory resources, and communication interfaces.*
Workload Placement	*Distribution of processing tasks among device, edge, and cloud resources.*
Communication Strategy	*Policies governing data transmission, synchronization, workload offloading, and information sharing.*
Redundancy and Fault Tolerance	*Mechanisms that improve reliability through backup resources, validation processes, and recovery capabilities.*

Latency (Responsiveness)	*Time required for the system to sense, process information, make decisions, and respond to events.*
Bandwidth (Connectivity)	*Communication resources required to transfer data among devices, edge infrastructure, and cloud services.*
Energy (Endurance)	*Energy consumption associated with sensing, computation, communication, memory operations, and actuation.*
Reliability & Risk	*Degree of dependable operation, system availability, operational continuity, and acceptable risk exposure.*
Multi-Objective Optimization Engine	*Conceptual decision mechanism that evaluates competing objectives and determines appropriate architectural trade-offs.*
Adaptive Resource Management	*Dynamic allocation of computational, communication, and energy resources according to operational conditions.*
Dynamic Workload Orchestration	*Runtime coordination of tasks and processing activities across distributed computing resources.*
Context-Aware Optimization	*Runtime adaptation of architectural behavior in response to environmental conditions, mission status, and resource availability.*
Balanced Physical AI Architecture	*Integrated system configuration that achieves acceptable performance across multiple operational objectives simultaneously.*
Performance Requirements Satisfied	*System responsiveness and operational capabilities meet application demands.*
Resource Constraints Respected	*Architecture operates within bandwidth, energy, memory, and computational limitations.*
Reliability Targets Achieved	*Required levels of availability, resilience, fault tolerance, and operational continuity are maintained.*
Safety Constraints Maintained	*Mandatory safety and protection requirements remain satisfied throughout operation.*

Figure 9.3-A5 presents embedded AI architecture as a multi-objective optimization problem in which numerous design variables must be balanced against competing operational requirements. Rather than treating latency, bandwidth, energy, and reliability as independent concerns, the figure illustrates how they interact continuously throughout the system lifecycle. The resulting architectural configuration emerges from the coordinated management of these interdependent objectives within the context of application-specific requirements and constraints.

The figure begins with **Application Requirements**, which provide the strategic objectives that guide all subsequent architectural decisions. Performance expectations, safety obligations, mission goals, and cost limitations establish the operational context within which the system must function. This portion of the figure reinforces an important design principle: optimization cannot be performed independently of application requirements. Instead, architectural choices must be evaluated according to how effectively they support the intended operational objectives.

Beneath the application layer, the figure identifies **Architectural Design Decisions** as the primary mechanism through which requirements are translated into system behavior. Decisions concerning model selection, hardware configuration, workload placement, communication strategy, and fault-tolerance mechanisms collectively determine how intelligence is distributed and executed within the embedded AI platform. Importantly, these decisions do not influence individual performance dimensions independently. Each choice simultaneously affects multiple operational characteristics, creating both opportunities and trade-offs.

The next layer highlights the four principal optimization dimensions discussed throughout this section: **latency, bandwidth, energy, and reliability**. These dimensions represent the primary architectural forces that shape the behavior of embedded AI systems. Latency determines responsiveness and timeliness, bandwidth governs connectivity and information exchange, energy constrains endurance and operational duration, and reliability influences availability, resilience, and trust. The figure emphasizes that these factors are interconnected and must be considered collectively rather than separately.

At the center of the framework is the **Multi-Objective Optimization Engine**, which symbolizes the decision-making process used to balance competing objectives. The bidirectional relationships shown in the figure illustrate that optimization is not a one-way process. Changes intended to improve one metric frequently affect other dimensions. For example, increasing local inference activity may reduce latency but increase energy consumption, while additional redundancy may improve reliability but require greater bandwidth and processing resources.

Consequently, the optimization process continuously evaluates competing objectives to identify acceptable trade-offs rather than pursuing a single optimum.

The figure then introduces three mechanisms that increasingly characterize modern Physical AI architectures: **Adaptive Resource Management**, **Dynamic Workload Orchestration**, and **Context-Aware Optimization**. These mechanisms extend optimization beyond static design-time decisions. Adaptive resource management adjusts computational and communication resources according to current needs, dynamic workload orchestration redistributes processing activities across available infrastructure, and context-aware optimization modifies system behavior in response to changing environmental conditions and mission requirements. Together, these capabilities enable embedded AI systems to sustain acceptable performance even as operational conditions evolve.

The final architectural outcome is represented by the **Balanced Physical AI Architecture**. This element illustrates the objective of the optimization process: achieving an effective compromise among competing requirements while satisfying mandatory constraints. Rather than minimizing latency, bandwidth usage, energy consumption, or risk individually, the architecture aims to satisfy performance needs, operate within available resources, achieve required reliability levels, and maintain safety requirements simultaneously. This balanced approach reflects the practical realities of industrial and autonomous systems, where success depends on the coordinated satisfaction of multiple objectives rather than excellence in a single dimension.

Viewed as a whole, Figure 9.3-A5 reinforces the central theme of this subsection and the broader discussion of operational constraints in embedded AI. Latency, bandwidth, energy, and reliability are not isolated engineering metrics but interacting architectural forces that collectively determine system capability, resilience, efficiency, and autonomy. Effective Physical AI architectures therefore rely on integrated, adaptive optimization strategies that continuously balance competing objectives while respecting operational, safety, and resource constraints. This perspective explains why there is no universally optimal embedded AI architecture and why system design must remain closely aligned with the specific requirements and operating conditions of the target application.

Viewed from this perspective, latency, bandwidth, energy, and reliability are not merely engineering constraints. They represent the primary architectural forces that shape how intelligence is distributed, executed, and sustained throughout the edge-cloud continuum. Their interaction ultimately determines the achievable performance, safety, resilience, and autonomy of Physical AI systems.

Importantly, safety and regulatory requirements must not be treated merely as adjustable

optimization weights. They represent mandatory constraints that the architecture must satisfy. A system must not trade away an essential safety requirement simply because doing so improves energy efficiency, throughput, or average response time.

The optimization process may also differ according to the application. An aerial drone may prioritize energy efficiency and communication resilience to maximize mission endurance. An industrial robot may prioritize predictable response time and safety-related reliability. A wireless monitoring sensor may prioritize battery life and communication efficiency, while an autonomous vehicle may require a balanced combination of perception latency, sensor integrity, computational capacity, and fault tolerance.

These differences demonstrate why there is no universally optimal embedded AI configuration. The appropriate architecture depends on the physical environment, operational objectives, resource availability, and acceptable risk boundaries of the intended application.

vi. Why AI-Centric Embedded Design Trade-Offs Matter

The optimization of latency, bandwidth, energy, and reliability establishes the foundation for successful embedded AI deployment in industrial environments. These constraints determine not only how efficiently a model executes but also whether the system can maintain autonomous operation, respond within required deadlines, communicate effectively, and remain dependable throughout its operational lifecycle.

Without careful consideration of these trade-offs:

- AI inference may exceed real-time response deadlines, compromising operational responsiveness.
- Excessive communication requirements may overwhelm available network capacity or introduce dependence on continuous cloud connectivity.
- High computational and sensing workloads may shorten battery life, increase thermal stress, and reduce operational endurance.
- Hardware degradation, sensor uncertainty, model drift, and network failures may produce unpredictable system behavior.
- Overly aggressive optimization may reduce model accuracy, eliminate necessary contextual information, or weaken essential protective functions.
- Cloud-dependent execution may prevent embedded systems from maintaining essential capabilities during communication outages.

By contrast, an appropriately optimized embedded AI architecture achieves several important benefits:

- **Predictable real-time responsiveness:** Latency-sensitive perception and inference remain close to the physical process, while time-critical control functions retain appropriate deterministic execution.
- **Efficient communication:** Local processing, semantic information exchange, and event-driven transmission reduce unnecessary bandwidth consumption.
- **Extended operational endurance:** Energy-aware model execution, hardware acceleration, adaptive inference, and efficient sensing improve power utilization.
- **Resilient autonomous operation:** Local intelligence, validated fallback mechanisms, and controlled degradation allow essential capabilities to continue under abnormal conditions.
- **Scalable edge deployment:** Resource-aware model architectures support deployment across heterogeneous processors, embedded platforms, and industrial devices.
- **Long-term operational reliability:** Health monitoring, predictive degradation detection, model validation, and controlled updates help maintain dependable behavior

  throughout the system lifecycle.

Ultimately, **embedded AI architecture is an exercise in balancing computational intelligence with physical operating constraints**. The objective is not to maximize model complexity or inference performance in isolation, but to deliver the required level of intelligence within the latency, communication, energy, reliability, and safety boundaries of the target application.

These four design dimensions establish the foundational principles that govern the hardware, software, model, and communication decisions explored throughout the broader embedded AI architecture. They also provide the basis for the next subsection, which examines how these principles are translated into practical reference architectures and implementation patterns for industrial autonomy.

b. Reference AI Architecture Patterns for Industrial Autonomy (On-Device, IoT, Hybrid, and Cloud-Assisted)

Embedded AI systems for industrial autonomy are not built around a single location or centralized source of intelligence. Instead, they distribute computational and decision-making responsibilities across a continuum of embedded devices, intelligent sensors, IoT gateways, industrial edge servers, and cloud platforms. This distribution determines where data is processed, where inference occurs, how decisions are coordinated, and how intelligence evolves throughout the operational lifecycle.

The architecture selected for an industrial autonomous system is shaped by the physical and computational constraints examined in the preceding subsection: **latency, bandwidth, energy consumption, and operational reliability**. These constraints determine whether intelligence must execute directly on the physical asset, be distributed across sensing and aggregation nodes, be partitioned between edge and cloud resources, or be coordinated through centralized cloud-scale intelligence.

For example, a robotic manipulator performing rapid motion adjustments cannot depend on a remote cloud response for every movement. A distributed industrial sensing network, however, may benefit from lightweight inference at individual sensor nodes and aggregation at gateways. Similarly, an autonomous vehicle may require local perception and immediate obstacle detection while relying on nearby edge servers or cloud platforms for computationally intensive mapping, fleet coordination, and long-horizon route optimization.

Four reference architectural patterns dominate modern industrial autonomy:

- **On-Device AI:** Local intelligence embedded directly into physical assets for immediate perception, inference, and responsive action.
- **IoT-Centric AI:** Distributed intelligence across sensors, microcontrollers, and gateways for localized analytics, semantic data reduction, and coordinated sensing.
- **Hybrid Edge–Cloud AI:** Distributed execution that partitions computational workloads between devices, edge servers, and cloud platforms.
- **Cloud-Assisted AI:** Cloud-scale intelligence supporting global learning, predictive optimization, governance, and coordination across autonomous assets and industrial facilities.

These patterns are not mutually exclusive. A sophisticated industrial deployment may incorporate all four simultaneously, assigning different responsibilities to each layer according to

application requirements. Together, they establish the architectural foundation for distributing cognition across industrial environments.

Although the four reference architecture patterns share the common goal of enabling autonomous decision-making within industrial environments, they differ significantly in how intelligence is distributed, where computation is performed, and how operational responsibilities are allocated. Each pattern reflects a distinct approach to balancing the competing requirements of responsiveness, scalability, resource efficiency, reliability, and coordination. Consequently, understanding industrial AI architecture requires not only recognizing the existence of these patterns but also appreciating the specific roles they play within the broader edge-cloud continuum. The following table provides a comparative overview of the principal characteristics of on-device, IoT-centric, hybrid edge-cloud, and cloud-assisted AI architectures, highlighting their respective functions, advantages, limitations, and representative industrial applications.

Table 9.3-B – Comparative Characteristics of Reference AI Architecture Patterns for Industrial Autonomy summarizes the four dominant architectural patterns used to distribute intelligence across modern industrial systems. The table compares these patterns according to the location of intelligence, primary operational functions, architectural strengths, implementation limitations, and typical deployment scenarios. By examining the distinctive characteristics of each approach, the table illustrates how industrial AI architectures allocate computational and decision-making responsibilities across devices, sensors, gateways, edge infrastructure, and cloud platforms. This comparison provides a foundation for understanding why contemporary autonomous systems frequently combine multiple architectural patterns within a unified operational framework.

Table 9.3-B – Comparative Characteristics of Reference AI Architecture Patterns for Industrial Autonomy

Architecture Pattern	Primary Intelligence Location	Principal Functions	Key Advantages	Primary Limitations	Typical Industrial Applications
On-Device AI	Embedded controllers, industrial PCs, robotic controllers,	Real-time perception, immediate inference, motion control, local	Lowest latency, reduced communication dependence, predictable response	Limited computational capacity, power constraints, restricted model	Industrial robots, autonomous vehicles, drones, machine

	autonomous assets	decision-making, safety-related responses	behavior, continuous operation during connectivity loss	complexity, local resource limitations	vision systems, safety-critical controllers
IoT-Centric AI	Intelligent sensors, microcontrollers, IoT nodes, industrial gateways	Event detection, feature extraction, local analytics, data filtering, distributed sensing, semantic data reduction	Reduced bandwidth usage, distributed intelligence, scalable sensing, efficient data collection	Limited processing resources, constrained memory, reduced model complexity, gateway dependence for coordination	Smart factories, predictive maintenance networks, industrial monitoring systems, environmental sensing platforms
Hybrid Edge–Cloud AI	Combination of embedded devices, edge servers, and cloud resources	Workload partitioning, collaborative inference, edge analytics, distributed decision support, resource optimization	Balances latency and computational capacity, supports complex analytics, improves scalability and flexibility	Increased architectural complexity, orchestration requirements, communication dependencies	Autonomous vehicles, industrial automation systems, smart manufacturing platforms, logistics operations
Cloud-Assisted AI	Cloud platforms, enterprise data centers, centralized AI infrastructure	Fleet learning, enterprise optimization, predictive maintenance,	Virtually scalable computing resources, enterprise-wide	Higher communication latency, network dependency, limited	Enterprise asset management, fleet management systems,

		long-term analytics, model lifecycle management, governance	coordination, cross-domain intelligence, centralized management	suitability for real-time control	industrial optimization platforms, digital twins
Integrated Industrial Cognitive Ecosystem	Distributed across device, IoT, edge, and cloud layers	Coordinated intelligence, adaptive optimization, continuous learning, operational governance, decision orchestration	Combines strengths of all architectural patterns, supports large-scale autonomy, improves resilience and adaptability	Greater integration complexity, interoperability requirements, increased management overhead	Autonomous industrial enterprises, Industry 4.0 environments, intelligent infrastructure ecosystems

Table 9.3-B demonstrates that industrial autonomy can be achieved through multiple architectural approaches, each optimized for different operational constraints and objectives. Rather than representing competing alternatives, the four architectural patterns occupy different positions along the industrial cognitive continuum and address distinct requirements related to latency, bandwidth, energy consumption, scalability, and reliability. As a result, the selection of an architecture depends largely on where intelligence must reside and how rapidly decisions must be executed.

The first row focuses on **On-Device AI**, which places intelligence directly within physical assets such as robots, autonomous vehicles, industrial controllers, and intelligent equipment. This architectural pattern is primarily designed for applications requiring extremely low latency and immediate response. Because computation occurs locally, decisions can be executed without dependence on communication networks or external infrastructure. This characteristic makes on-device AI particularly suitable for motion control, machine vision, collision avoidance, and other time-critical functions. However, local execution is constrained by available processing power, memory capacity, energy resources, and thermal limitations. Consequently, on-device architectures typically prioritize responsiveness and operational independence over large-scale computational complexity.

The second row describes **IoT-Centric AI**, which distributes intelligence across networks of sensors, embedded controllers, IoT devices, and industrial gateways. Rather than concentrating all computation at a single location, IoT-centric architectures perform localized analytics close to the data source. Event detection, feature extraction, semantic data reduction, and preliminary decision-making can occur at sensing nodes before information is transmitted to higher architectural layers. This approach reduces communication overhead and improves scalability in large industrial deployments. At the same time, the limited computational resources available at sensor nodes constrain model complexity and often require coordination through gateways or supervisory systems.

The table then introduces **Hybrid Edge-Cloud AI**, which represents one of the most widely adopted architectures for industrial autonomy. In this pattern, computational workloads are partitioned across embedded devices, edge servers, and cloud platforms according to their latency sensitivity and resource requirements. Real-time functions remain close to the operational environment, while computationally intensive analytics can be offloaded to more capable edge or cloud resources. This architecture provides a balance between responsiveness and computational scalability, allowing organizations to deploy more sophisticated AI capabilities without sacrificing operational performance. The resulting flexibility makes hybrid architectures particularly valuable for smart manufacturing, industrial automation, logistics systems, and autonomous transportation applications.

The fourth row addresses **Cloud-Assisted AI**, in which cloud infrastructure serves as the primary platform for large-scale learning, optimization, governance, and enterprise-wide coordination. Unlike the preceding architectures, cloud-assisted systems are not generally optimized for immediate real-time control. Instead, they leverage centralized computational resources to support predictive maintenance, fleet learning, asset optimization, digital-twin environments, model lifecycle management, and enterprise analytics. This architectural pattern provides substantial computational capacity and broad organizational visibility but is inherently dependent on communication infrastructure and therefore less suitable for latency-critical control functions.

The final row, **Integrated Industrial Cognitive Ecosystem**, synthesizes the broader relationship among the four patterns. Modern industrial systems rarely rely exclusively on a single architectural approach. Instead, they distribute different forms of intelligence across multiple layers according to operational requirements. Immediate control functions may execute on embedded devices, localized analytics may occur within IoT networks, complex reasoning may be performed at edge nodes, and strategic optimization may be coordinated through cloud services. This integrated approach allows organizations to combine the strengths of each

pattern while mitigating their individual limitations.

Viewed collectively, Table 9.3-B reinforces a central principle of industrial autonomy: intelligence is most effective when distributed according to functional requirements rather than concentrated within a single computational layer. Low-latency decisions, distributed sensing, coordinated analytics, and enterprise-scale learning each benefit from different architectural placements. Consequently, modern industrial AI systems increasingly employ layered and collaborative architectures that allocate cognitive responsibilities across the entire edge-cloud continuum.

The table also illustrates the progressive evolution of industrial intelligence. As architectures move from on-device execution toward cloud-assisted capabilities, the scope of intelligence expands from immediate operational control to broader organizational learning, optimization, and governance. This progression creates the foundation for the distributed cognitive ecosystem illustrated in Figure 9.3-B, where multiple layers of intelligence interact continuously to support adaptive, resilient, and increasingly autonomous industrial operations.

The preceding discussion introduced four fundamental architectural patterns through which intelligence can be deployed across industrial environments. Although each pattern addresses different operational requirements, they are rarely implemented in isolation. Modern industrial systems often combine local perception, distributed sensing, coordinated edge intelligence, and cloud-scale cognition within a single operational architecture. Understanding the relationship among these patterns therefore requires more than an examination of their individual characteristics; it requires a systems-level perspective that illustrates how they interact across the edge-cloud continuum.

Table 9.3-B highlights the distinctive characteristics, strengths, and limitations of the four principal AI architecture patterns used in industrial autonomy. Although these patterns can be analyzed individually, real-world industrial systems rarely operate within a single architectural model. Instead, autonomous environments typically distribute intelligence across multiple layers, with each layer performing functions that align with its computational capabilities, latency requirements, communication constraints, and operational responsibilities. As a result, on-device, IoT-centric, hybrid edge-cloud, and cloud-assisted AI architectures are best understood as complementary components of a broader cognitive ecosystem rather than as competing alternatives. Understanding how these layers interact requires a system-level perspective that extends beyond individual architectural characteristics. Figure 9.3-B provides this perspective by illustrating how the four reference patterns collectively form an industrial cognitive continuum in which information, knowledge, decisions, and operational guidance flow

across the physical, edge, and cloud domains to support adaptive and increasingly autonomous industrial operations.

Figure 9.3-B illustrates the reference AI architecture patterns that underpin modern industrial autonomy. The figure organizes these patterns into a layered cognitive hierarchy extending from embedded devices operating directly within the physical world to cloud-scale intelligence platforms providing enterprise-wide learning, optimization, and governance.

The architecture emphasizes that industrial autonomy is fundamentally distributed. Different forms of intelligence are positioned at different layers according to latency requirements, computational demands, communication constraints, and operational responsibilities. As information flows upward through the architecture, raw observations are transformed into increasingly sophisticated forms of knowledge. Conversely, as guidance flows downward, enterprise intelligence is translated into executable actions, policies, and operational behaviors. Together, these bidirectional flows create a continuously learning and adapting industrial cognitive ecosystem.

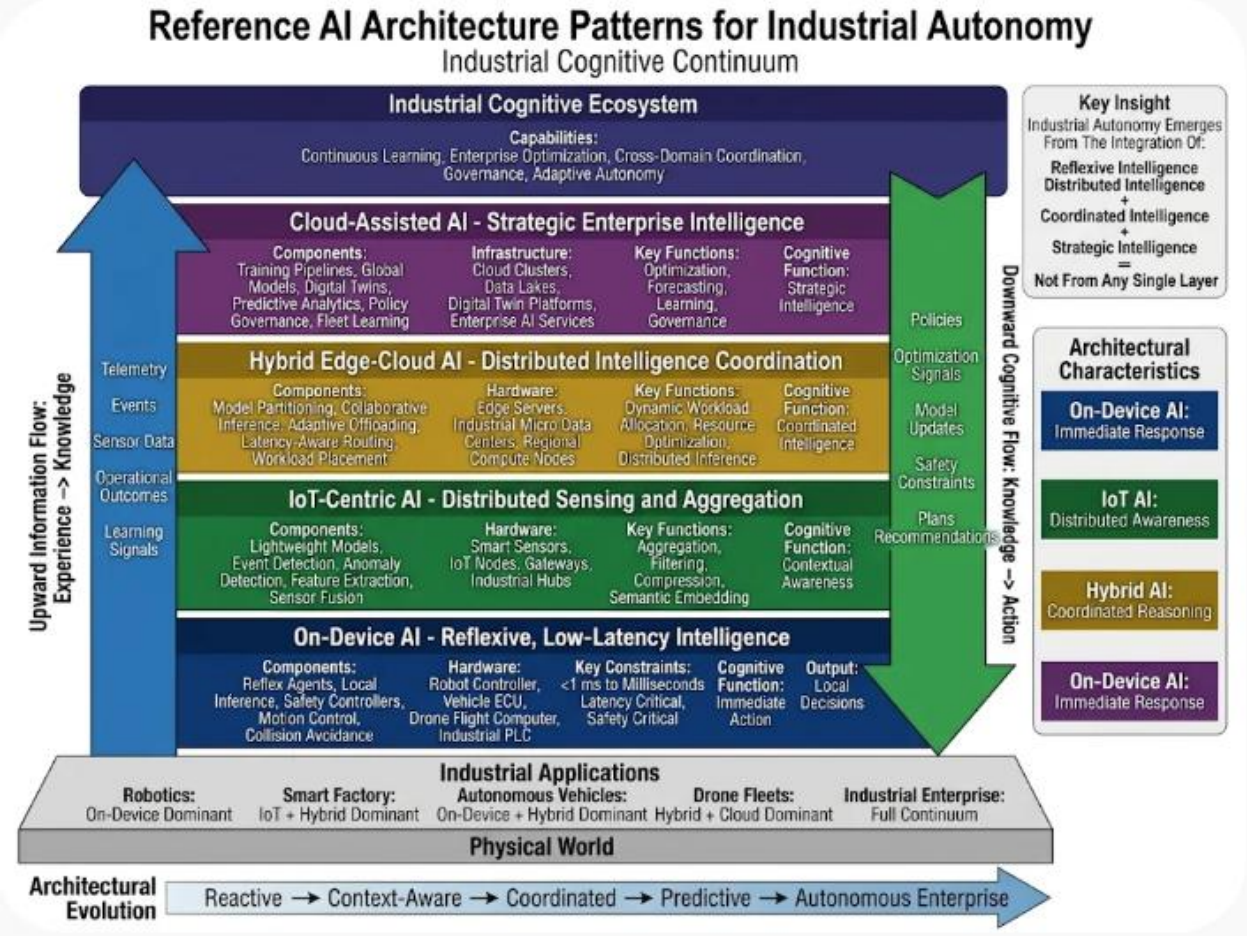

Figure 9.3-B – Reference AI Architecture Patterns for Industrial Autonomy

The figure illustrates the four principal architectural patterns that collectively support industrial autonomy across the edge-cloud continuum. On-device AI provides immediate, low-latency intelligence for time-critical control and perception. IoT-centric AI enables distributed sensing, local analytics, and semantic aggregation. Hybrid edge-cloud AI supports coordinated intelligence through workload partitioning, adaptive offloading, and distributed inference. Cloud-assisted AI provides strategic cognition through large-scale learning, predictive analytics, digital-twin simulation, policy governance, and enterprise optimization. Information flows upward from operational systems to cloud intelligence, while policies, models, and optimization directives flow downward to operational assets, forming a continuously evolving industrial cognitive ecosystem.

Legend

Figure Element	***Description***
Physical World	*Operational environment containing robots, vehicles, machines, sensors, industrial assets, and infrastructure.*
On-Device AI Layer	*Embedded intelligence executing directly on physical assets to support low-latency perception, inference, and control.*
Reflex Agents	*Local AI systems responsible for immediate operational decisions and safety-critical responses.*
IoT-Centric AI Layer	*Distributed intelligence residing within sensors, gateways, and local analytics platforms.*
Semantic Embedding Generation	*Transformation of raw observations into compact information-rich representations.*
Hybrid Edge-Cloud AI Layer	*Intermediate orchestration layer supporting distributed inference, workload partitioning, and adaptive execution placement.*
Model Partitioning	*Distribution of AI models across multiple computational tiers.*
Collaborative Inference	*Shared execution of inference tasks among devices, edge servers, and cloud platforms.*
Cloud-Assisted AI Layer	*Strategic intelligence layer responsible for global learning, digital twins, optimization, and governance.*

Training Pipelines	*Infrastructure supporting large-scale AI model development and refinement.*
Digital Twin Simulation	*Virtual environment used for scenario exploration, planning, and optimization.*
Policy Governance and Compliance	*Mechanisms responsible for enterprise-level control, authorization, and policy enforcement.*
Upward Information Flow	*Flow of telemetry, events, sensor observations, operational outcomes, and learning signals toward higher intelligence layers.*
Downward Cognitive Flow	*Flow of policies, optimization signals, safety constraints, recommendations, and model updates toward operational systems.*
Industrial Cognitive Ecosystem	*Integrated architecture resulting from the interaction of all four AI deployment patterns.*
Architectural Evolution Arrow	*Progression from reactive intelligence to enterprise-scale autonomous cognition.*

Understanding the Industrial Cognitive Continuum

Figure 9.3-B presents industrial autonomy as a **distributed cognitive continuum** in which different architectural layers contribute different forms of intelligence. Rather than viewing AI deployment as a choice between edge and cloud computing, the figure illustrates how multiple computational tiers cooperate to support industrial operations across varying timescales, resource constraints, and decision horizons.

At the foundation of the architecture is the **On-Device AI layer**, which provides reflexive and low-latency intelligence. This layer operates closest to the physical world and hosts functions such as local inference, motion control, safety supervision, and collision avoidance. Because these activities must often satisfy microsecond- or millisecond-scale deadlines, they remain colocated with the physical assets they control. The figure therefore associates this layer with immediate action and local decision-making.

The **IoT-Centric AI layer** extends intelligence beyond individual devices by enabling distributed sensing and information aggregation. Rather than forwarding all raw observations to higher tiers, gateways and sensing nodes perform local processing, event detection, semantic

embedding generation, and anomaly analysis. This layer supports contextual awareness by converting large volumes of distributed observations into manageable streams of operational knowledge.

Above this layer is the **Hybrid Edge-Cloud AI layer**, which functions as the coordination engine of the distributed architecture. Here, workloads are partitioned dynamically among available computational resources. Collaborative inference, adaptive offloading, latency-aware routing, and workload orchestration enable systems to balance responsiveness with computational efficiency. This layer introduces coordinated intelligence, allowing decisions to incorporate broader contextual information while maintaining operational responsiveness.

At the highest computational tier resides the **Cloud-Assisted AI layer**, which provides strategic enterprise intelligence. Training pipelines, predictive models, fleet-learning systems, digital twins, and governance services create a global view of industrial operations. This layer operates on longer timescales and supports activities such as optimization, forecasting, simulation, policy management, and cross-domain coordination. Consequently, cloud-assisted AI serves as the strategic reasoning component of the overall architecture.

An important feature of the figure is the distinction between the **upward information flow** and the **downward cognitive flow**. The upward flow illustrates how operational experience becomes organizational knowledge. Telemetry, events, observations, and performance outcomes originating in the physical environment are aggregated and transformed into increasingly sophisticated forms of intelligence. The downward flow represents the reverse process, in which cloud-generated knowledge is translated into policies, optimization signals, model updates, safety constraints, and actionable recommendations that influence operational behavior.

The figure also highlights the concept of **cognitive layering**. Each architectural pattern contributes a different form of cognition:

- **On-Device AI** → Reflexive Intelligence
- **IoT-Centric AI** → Contextual Intelligence
- **Hybrid Edge-Cloud AI** → Coordinated Intelligence
- **Cloud-Assisted AI** → Strategic Intelligence

Industrial autonomy emerges not from any one of these layers individually but from their coordinated interaction. Local systems provide responsiveness, distributed sensing provides awareness, hybrid orchestration provides coordination, and cloud cognition provides long-term adaptation and optimization.

The architectural evolution arrow at the bottom of the figure further reinforces this progression, showing how systems evolve from reactive operation toward predictive and enterprise-scale autonomous intelligence. As cognition moves upward through the architectural hierarchy, it becomes increasingly abstract, contextual, and strategic.

Viewed as a whole, Figure 9.3-B illustrates the **cognitive topology of industrial autonomy**. The architecture transforms isolated devices into participants within a continuously learning industrial ecosystem, enabling real-time control, distributed awareness, coordinated operations, and enterprise-wide optimization to function as components of a unified intelligent system. The figure therefore provides a powerful visualization of how architectural patterns combine to create scalable, adaptive, and resilient industrial AI deployments across the edge-cloud continuum.

i. On-Device AI: Reflexive, Low-Latency, and Safety-Constrained Intelligence

On-device AI places computational intelligence directly on the physical asset that generates sensor data or performs an industrial task. Rather than transmitting every observation to an external processing platform, the embedded system executes AI inference locally using processors integrated into or closely coupled with the equipment.

This architecture is particularly important for industrial robots, autonomous vehicles, aerial inspection drones, automated guided vehicles (AGVs), mobile robots, intelligent machinery, and sensor-rich production equipment. These systems frequently operate under stringent response-time requirements, where waiting for network transmission, remote inference, and response delivery may introduce unacceptable delays.

The defining characteristic of on-device AI is its ability to support **immediate local perception and decision support without requiring continuous external connectivity**. The following table summarizes the defining characteristics of on-device AI and highlights the architectural trade-offs involved in deploying intelligence directly on industrial assets. It emphasizes why on-device AI serves as the reflexive and low-latency intelligence layer within industrial autonomy architectures.

On-device AI represents the most immediate and localized form of intelligence within the industrial cognitive continuum. By executing AI models directly on embedded assets, this architectural pattern enables rapid perception, low-latency inference, and timely operational responses without requiring continuous dependence on external computational resources. At the same time, the deployment of AI within resource-constrained embedded environments introduces important considerations related to processor capacity, memory utilization, energy consumption, thermal management, and safety assurance. Consequently, understanding on-

device AI requires consideration of both its operational advantages and the architectural mechanisms that enable reliable execution in industrial settings. The following table summarizes the defining characteristics of on-device AI and highlights the principal design considerations associated with deploying intelligence directly within autonomous industrial assets.

Table 9.3-B1 – Characteristics and Architectural Considerations of On-Device AI in Industrial Autonomy provides an overview of the major capabilities, benefits, constraints, and implementation considerations associated with on-device AI architectures. The table examines how intelligence is embedded directly within physical assets to support local perception, inference, decision support, and autonomous operation. It further identifies the optimization techniques, hardware resources, and safety mechanisms that enable AI models to operate within the computational and environmental constraints of embedded platforms. Collectively, these characteristics illustrate why on-device AI serves as the foundational reflexive intelligence layer for many industrial autonomous systems.

Table 9.3-B1 – Characteristics and Architectural Considerations of On-Device AI in Industrial Autonomy

Architectural Aspect	Description	Operational Benefits	Primary Constraints	Representative Industrial Examples
Local Perception	AI models execute directly on embedded assets using locally acquired sensor data.	Immediate response, reduced communication dependence, improved situational awareness.	Limited processor capability and memory resources.	Autonomous mobile robots, industrial robots, AGVs.
Low-Latency Decision	Inference occurs near the physical process without reliance on remote platforms.	Fast reaction to changing environmental conditions and operational events.	Tight timing requirements and deterministic execution demands.	Collision avoidance, obstacle detection, navigation systems.

Environmental Awareness	Cameras, LiDAR, radar, encoders, vibration sensors, and other devices provide local observations.	Continuous monitoring of equipment condition and operating environment.	Sensor noise, drift, contamination, environmental interference.	Machine vision inspection, predictive maintenance, autonomous navigation.
Model Optimization	Quantization, pruning, distillation, operator fusion, and memory optimization reduce resource demands.	Enables advanced AI inference on resource-constrained hardware.	Potential reduction in model robustness or accuracy.	Edge vision systems, portable inspection devices, embedded controllers.
Hardware Acceleration	NPUs, DSPs, embedded GPUs, and AI accelerators improve execution efficiency.	Increased throughput, reduced inference latency, improved energy efficiency.	Additional hardware complexity and platform dependence.	Industrial AI cameras, robotic control platforms, smart machinery.
Real-Time Scheduling	Processing resources are allocated according to workload criticality and timing requirements.	Predictable execution and prioritization of critical functions.	Scheduling complexity and competition for limited resources.	Industrial controllers, robotic systems, autonomous equipment.
Safety-Constrained AI	AI assists perception and decision support while independent safety	Preserves deterministic safety behavior despite AI uncertainty.	Additional architectural complexity and validation requirements.	Safety-rated robotic systems, industrial automation platforms.

	mechanisms enforce protective actions.			
Offline Autonomy	Local models, policies, and fallback procedures remain available during network disruptions.	Continued operation despite communication outages.	Reduced functionality and operational restrictions under prolonged disconnection.	Remote drones, field robotics, autonomous industrial equipment.
Reflexive Intelligence	Embedded AI provides immediate operational awareness and localized autonomous behavior.	Supports rapid autonomous responses close to the physical process.	Restricted by local computational, energy, and thermal limitations.	Factory automation, autonomous vehicles, warehouse robotics.

Table 9.3-B1 demonstrates that on-device AI is designed to place intelligence as close as possible to the physical process being monitored or controlled. This architectural approach prioritizes responsiveness, operational independence, and local decision support while operating within the practical limitations of embedded hardware. The table also highlights that effective deployment requires balancing performance objectives with resource constraints and safety requirements.

The first two rows emphasize the core roles of **Local Perception** and **Low-Latency Decisions** within on-device AI architectures. Unlike architectures that depend heavily on remote processing resources, on-device AI performs perception and inference directly within the asset itself. This arrangement allows autonomous systems to respond rapidly to environmental changes without incurring communication delays associated with transmitting data to external platforms. Such responsiveness is particularly important for industrial robots, mobile robots, autonomous vehicles, and other systems operating under strict timing constraints where delayed decisions may reduce operational effectiveness or increase risk.

The table further highlights the importance of **Environmental Awareness**, which forms the foundation of embedded intelligence. Cameras, LiDAR sensors, radar systems, encoders, vibration sensors, current monitors, and other sensing technologies continuously generate observations describing both the external environment and the internal condition of equipment. Through local processing of these observations, on-device AI systems can detect obstacles, identify anomalies, estimate equipment health, evaluate motion conditions, and support operational decision-making in real time. The effectiveness of this capability, however, remains dependent upon sensor quality, measurement accuracy, and resilience to environmental disturbances.

The entries on **Model Optimization** and **Hardware Acceleration** focus on the techniques required to accommodate AI workloads within resource-constrained embedded environments. Model optimization enables sophisticated AI models to operate on platforms with limited computational resources by reducing memory requirements and execution complexity through methods such as quantization, pruning, knowledge distillation, and operator fusion. Hardware acceleration further improves execution efficiency through the use of NPUs, DSPs, embedded GPUs, and other specialized processing elements designed specifically for AI workloads. Together, these approaches allow embedded systems to support advanced inference capabilities while remaining within available energy, memory, and thermal limits.

The table also identifies **Real-Time Scheduling** as a critical architectural requirement. Embedded systems frequently execute multiple concurrent tasks, including AI inference, control functions, communications, diagnostics, and monitoring activities. Effective scheduling ensures that time-sensitive workloads receive appropriate computational resources and execution priority. This capability is particularly important in industrial settings where predictable response behavior is required despite competing demands on processor resources.

A key architectural principle highlighted by the table is the distinction between AI-enabled decision support and **safety-constrained AI**. Although on-device AI can provide rapid perception, hazard recognition, and predictive assessment, the enforcement of protective actions must remain under the control of independently validated safety mechanisms. Safety controllers, safety PLCs, interlocks, and other protective architectures continue to provide deterministic responses even when AI outputs are uncertain, unavailable, or incorrect. This separation preserves both operational flexibility and safety integrity while enabling AI to enhance situational awareness rather than replace validated safety functions.

Another important characteristic is **Offline Autonomy**. Because intelligence resides locally, many on-device AI systems can continue operating during communication disruptions, network outages, or periods of degraded connectivity. Autonomous assets may retain access to locally

stored models, operational policies, and fallback procedures that enable continued operation within predefined boundaries. However, as indicated in the table, this autonomy is not unlimited. Depending on the application, systems may transition to restricted operating modes, limit functionality, or enter safe operational states when communication resources remain unavailable for extended periods.

The final row identifies on-device AI as **Reflexive Intelligence**, the foundational layer of industrial autonomy responsible for immediate, localized perception and response. This description reflects its fundamental role in providing immediate awareness and rapid response at the point where physical interaction occurs. Just as biological reflexes enable rapid responses before higher-level reasoning takes place, on-device AI enables industrial systems to perceive, assess, and react to local conditions without requiring intervention from higher layers of the cognitive architecture. More complex reasoning, coordination, and optimization may occur elsewhere within the industrial ecosystem, but the reflexive layer remains responsible for the low-latency intelligence required for direct interaction with the physical world.

Viewed collectively, Table 9.3-B1 illustrates that on-device AI balances computational intelligence, embedded-system constraints, and safety requirements within a single architectural framework. Its value lies not only in reducing response latency but also in enabling resilient, locally executable intelligence that remains operational under variable environmental and communication conditions. For this reason, on-device AI serves as the foundational intelligence layer upon which higher-level edge, cloud, and enterprise autonomy capabilities are built.

Local perception. Embedded AI models process sensor inputs such as camera images, LiDAR measurements, radar returns, vibration signals, motor currents, torque measurements, and positional information. These observations are transformed into local estimates of the physical environment and equipment condition.

Depending on the application, embedded models may perform:

- Object detection and obstacle recognition.
- Visual inspection and defect classification.
- Robot localization and environmental perception.
- Motion-state estimation and trajectory assessment.
- Motor, bearing, and actuator anomaly detection.
- Battery condition monitoring and energy-state estimation.

- Collision-risk assessment and predictive fault recognition.
- Local decision support for autonomous movement and equipment operation.

For example, an autonomous mobile robot operating inside a warehouse may use onboard cameras, LiDAR, and embedded AI inference to recognize obstacles, estimate the positions of nearby workers, and identify navigational hazards. The robot can generate an immediate local response without transmitting every sensor observation to a cloud platform.

Model optimization and hardware acceleration. On-device deployment is constrained by processor capability, memory capacity, thermal limits, power consumption, and available computational resources. Consequently, embedded models frequently require optimization before deployment.

Several techniques support this process:

- **Quantization:** Reduces numerical precision to decrease model memory requirements and computational cost.
- **Pruning:** Removes less influential model parameters or computational pathways to reduce complexity.
- **Knowledge distillation:** Transfers capabilities from a larger teacher model into a smaller student model suitable for embedded execution.
- **Operator fusion:** Combines compatible computational operations to reduce execution overhead and memory movement.
- **Hardware acceleration:** Uses neural processing units (NPUs), digital signal processors (DSPs), embedded GPUs, or specialized AI accelerators to improve inference efficiency.
- **Memory optimization:** Reduces intermediate tensor storage, data transfers, and memory-access overhead.
- **Real-time scheduling:** Allocates processing resources to time-sensitive workloads according to their execution requirements and priorities.

These techniques enable sophisticated inference capabilities to operate within the resource limitations of embedded platforms. However, optimization must be accompanied by accuracy, robustness, thermal, and timing validation. A compressed model that executes faster but loses sensitivity to rare safety-relevant conditions may be unsuitable for its intended application.

Real-Time Execution and Safety Separation. An important architectural distinction is that **low-latency AI inference is not equivalent to deterministic safety-critical control**. AI models can estimate environmental conditions, recognize potential hazards, predict equipment behavior, and generate recommendations for appropriate responses. However, safety-critical functions—including emergency stopping, protective interlocking, torque limitation, and safe-state transitions—must remain under the authority of appropriately validated safety controllers, safety programmable logic controllers (PLCs), dedicated hardware protection mechanisms, or certified control architectures.

This separation ensures that probabilistic AI outputs do not become the sole basis for executing safety-critical actions. AI-generated assessments can enhance situational awareness and support operational decision-making, while independently validated safety mechanisms retain responsibility for enforcing protective limits and initiating required safety responses. Consequently, the architecture can benefit from rapid AI inference without compromising deterministic safety requirements, fault containment, or the integrity of established protective control functions.

The AI subsystem can operate alongside these mechanisms, supplying additional perception and predictive intelligence without becoming the sole authority responsible for enforcing essential safety constraints.

For example, an industrial robot may use an onboard vision model to identify a human approaching its operating area. Its safety-rated sensing and control architecture can independently enforce the required protective response, even if the AI model produces an incorrect classification or becomes unavailable.

Autonomous operation during network disruption. On-device AI also strengthens operational continuity. When communication with an edge server or cloud platform becomes unavailable, the embedded asset can continue executing its locally authorized functions. It may retain access to previously validated models, operating parameters, safety constraints, and fallback policies.

This capability is especially important for drones operating in remote environments, mobile robots navigating large industrial facilities, and autonomous equipment deployed in locations with intermittent wireless connectivity.

Nevertheless, offline autonomy must remain within predefined operational boundaries. Loss of connectivity may require reduced functionality, restricted operating zones, a return-to-base procedure, or a controlled transition to a safe state, depending on the application.

On-device AI therefore represents the **reflexive intelligence** of industrial autonomy: physically embedded, locally executable, latency-sensitive, and supported by independent safety mechanisms.

Table 9.3-B1 summarizes the principal characteristics and design considerations that distinguish on-device AI from other architectural patterns within the industrial cognitive continuum. These characteristics demonstrate that embedded intelligence must simultaneously satisfy demanding requirements for responsiveness, resource efficiency, operational continuity, and safety. While the table examines these capabilities individually, they ultimately function as parts of an integrated architectural framework that transforms sensor observations into local decisions and physical actions. Understanding how perception, inference, decision support, operational control, and safety mechanisms interact within a single embedded asset therefore requires a system-level perspective. Figure 9.3-B1 provides this perspective by illustrating the flow of information and control within an on-device AI architecture and highlighting the separation between local intelligence and independently validated safety functions.

Figure 9.3-B1 – On-Device AI: Reflexive, Low-Latency, and Safety-Constrained Intelligence presents a conceptual architecture for embedded intelligence operating directly within industrial assets. The figure illustrates how sensor observations from the physical environment are processed locally by embedded AI models to support perception, inference, and operational decision-making. It further demonstrates how AI-generated insights are integrated with operational control functions while remaining distinct from independently validated safety mechanisms. By combining local perception, rapid inference, decision support, and protective controls within a single architectural framework, the figure highlights the role of on-device AI as the reflexive intelligence layer of industrial autonomy.



Figure 9.3-B1 – On-Device AI: Reflexive, Low-Latency, and Safety-Constrained Intelligence
Sensor data acquired from the physical environment is processed locally by embedded AI models to support object detection, localization, anomaly recognition, condition monitoring, and operational decision-making. AI-generated insights inform local control activities and autonomous responses while independently validated safety mechanisms maintain authority over protective functions such as interlocking and safe-state transitions. This architecture enables low-latency operation, continued functionality during network disruptions, and immediate interaction with the physical environment while preserving deterministic safety behavior.

Legend

Element	***Description***
Physical Environment	*The operational setting in which equipment, machines, vehicles, robots, and other industrial assets interact with physical processes and environmental conditions.*
Embedded Sensor Layer	*Sensors integrated within the asset that acquire observations from the environment and the equipment itself.*
Cameras	*Visual sensing devices used for object recognition, inspection, localization, and situational awareness.*

LiDAR	*Distance-measurement sensors that generate spatial representations of the surrounding environment.*
Radar	*Sensors used for object detection, distance estimation, and environmental perception under challenging conditions.*
IMU	*Inertial Measurement Units used for motion estimation, orientation tracking, and stabilization.*
Encoders	*Sensors that provide position, velocity, and rotational measurements for motion-control applications.*
Vibration Data	*Measurements used to assess equipment condition, mechanical health, and fault development.*
Power Data	*Electrical measurements used to monitor energy consumption, equipment performance, and system health.*
On-Device AI Inference	*Embedded execution of AI models directly on the physical asset.*
Object Detection	*Identification and localization of relevant objects within the operating environment.*
Localization	*Estimation of the asset's position and orientation within its environment.*
Anomaly Detection	*Identification of abnormal equipment conditions, environmental states, or operational behaviors.*
Battery Monitoring	*Assessment of energy availability, battery health, and remaining operational capacity.*
Motion Assessment	*Evaluation of movement characteristics, trajectory conditions, and dynamic operating states.*
Local Decision Support	*AI-assisted analysis used to guide operational responses and autonomous activities.*

Navigation Guidance	*Recommendations that assist route planning, obstacle avoidance, and movement decisions.*
Motion Adjustment	*Local optimization of movement behavior based on current environmental conditions.*
Equipment Monitoring	*Continuous assessment of asset condition and operational performance.*
Operational Recommendations	*AI-generated suggestions that support local decision-making and task execution.*
Operational Control	*Execution of authorized operational functions based on system objectives and local decisions.*
Local Execution	*Direct implementation of commands within the embedded system.*
Motion Control	*Control of movement, positioning, and equipment actions.*
Equipment Logic	*Embedded operational rules governing equipment behavior.*
Safety Architecture	*Independent safety mechanisms responsible for enforcing protective functions.*
Safety PLC	*Safety-rated programmable logic controller that manages validated protective actions.*
Interlocks	*Protective mechanisms that prevent unsafe operating conditions.*
Safe States	*Predefined operational conditions entered when hazards or abnormal situations are detected.*
Physical Action	*Observable actions performed by the asset in response to operational commands and safety constraints.*
Autonomous Operation	*Continued execution of authorized functions with local intelligence and decision support.*
With or Without Network	*Ability to continue operating within defined limits despite loss of communication connectivity.*

Figure 9.3-B1 illustrates how on-device AI embeds intelligence directly within physical assets to support rapid perception, low-latency inference, and localized decision-making. The figure also highlights a fundamental architectural principle of industrial autonomy: while AI enhances awareness and operational decision support, independently validated safety mechanisms remain responsible for enforcing protective actions. Together, these capabilities enable embedded systems to respond quickly to changing conditions while maintaining safe and dependable operation.

The figure begins with the **Physical Environment**, where industrial equipment, robots, vehicles, and autonomous machines interact with real-world conditions. Because all autonomous behavior ultimately depends on information obtained from the physical world, effective operation begins with accurate observation of environmental and equipment states.

These observations are collected through the **Embedded Sensor Layer**, which includes cameras, LiDAR, radar, inertial measurement units, encoders, vibration sensors, and power-monitoring systems. Collectively, these sensing resources provide a continuous stream of information describing both external conditions and internal equipment behavior. This layer forms the foundation of local situational awareness by transforming physical phenomena into digital observations suitable for computational analysis.

The sensor data is then processed within the **On-Device AI Inference** layer. Here, embedded AI models perform functions such as object detection, localization, anomaly detection, battery monitoring, and motion assessment. Because inference is executed locally, the system can generate rapid assessments without introducing communication delays associated with remote processing. This capability is especially important for applications that must react quickly to changing environmental conditions or operational disturbances.

The outputs of AI inference are subsequently utilized by the **Local Decision Support** layer. Rather than directly controlling physical equipment, this layer interprets analytical results and generates guidance for navigation, motion adjustment, equipment monitoring, and operational decision-making. The figure thereby emphasizes that AI primarily contributes enhanced perception, prediction, and situational understanding rather than functioning as an unrestricted control authority.

A key architectural feature of the figure is the separation between **Operational Control** and **Safety Architecture**. Operational control executes authorized actions necessary for accomplishing system objectives, including local execution, motion control, and equipment-specific logic. In parallel, the safety architecture independently enforces protective mechanisms through safety PLCs, interlocks, and predefined safe states. This separation reflects an important

engineering principle: AI-generated outputs can support decisions and improve awareness, but deterministic safety mechanisms remain responsible for enforcing protective limits and responding to hazardous conditions.

Both operational and safety pathways converge at the **Physical Action** layer, where the system interacts with the environment. As a result, every observable action is shaped by both operational objectives and protective constraints. Even if an AI model produces an incorrect prediction or becomes unavailable, independently validated safety functions remain capable of preventing unsafe behavior and maintaining protective operation.

The figure concludes with **Autonomous Operation**, representing the ability of the system to continue executing authorized functions through locally available intelligence and control capabilities. The inclusion of the phrase “With or Without Network” emphasizes another important advantage of on-device AI: operational continuity during communication disruptions. Because perception, inference, decision support, and essential control functions reside locally, the asset can continue operating within predefined limits even when external connectivity becomes unavailable.

Viewed as a whole, Figure 9.3-B1 reinforces the concept of on-device AI as the **reflexive intelligence layer** of industrial autonomy. It illustrates how embedded intelligence transforms local observations into immediate operational awareness and responsive action while remaining constrained by independent safety mechanisms. The figure therefore demonstrates how low-latency AI execution, offline operational capability, and deterministic safety enforcement combine to create a robust foundation for autonomous industrial systems.

ii. IoT-Centric AI: Distributed Sensing, Local Intelligence, and Semantic Aggregation

IoT-centric AI distributes lightweight intelligence across interconnected sensors, microcontrollers, embedded processing units, and intelligent gateways. Whereas on-device AI emphasizes inference within an individual autonomous asset, IoT-centric AI emphasizes coordinated intelligence across a distributed network of sensing and monitoring nodes.

This pattern is particularly important in factories, warehouses, energy infrastructure, transportation systems, and industrial environments containing thousands of interconnected sensing devices.

Traditional IoT architectures often transmit large volumes of raw telemetry to centralized platforms for processing. As deployments scale, this approach can create excessive communication traffic, increase network congestion, consume energy, and introduce unnecessary dependence on continuous connectivity.

IoT-centric AI addresses these limitations by moving selected analytical functions closer to the data sources. The following table examines the principal architectural characteristics of IoT-centric AI and illustrates how distributed sensing, localized intelligence, semantic data reduction, and gateway-level coordination collectively enable scalable industrial autonomy.

As industrial deployments expand from individual intelligent assets to large networks of interconnected sensing devices, the architectural emphasis shifts from localized autonomy to coordinated observation and information management. In these environments, transmitting every sensor reading to centralized platforms is often impractical because of bandwidth limitations, communication costs, energy consumption, and scalability constraints. IoT-centric AI addresses these challenges by distributing lightweight intelligence throughout the sensing infrastructure, enabling devices to perform local analysis, identify significant events, and communicate information more efficiently. This approach transforms sensor networks from passive data generators into active participants in the industrial intelligence process. The following table summarizes the principal characteristics and architectural considerations that define IoT-centric AI and illustrates how distributed sensing, localized analytics, and intelligent aggregation support scalable industrial autonomy.

Table 9.3-B2 – Characteristics and Architectural Considerations of IoT-Centric AI in Industrial Autonomy provides an overview of the architectural elements that enable intelligence to distributed across large-scale industrial sensing networks. The table examines how IoT-centric AI combines localized inference, event-driven processing, gateway-level analytics, semantic data reduction, and connectivity resilience to improve operational efficiency and scalability. It also highlights the practical trade-offs associated with deploying intelligence across numerous resource-constrained devices while preserving information quality, operational awareness, and system reliability. Together, these characteristics illustrate how IoT-centric AI serves as a bridge between individual sensing devices and higher-level edge or cloud intelligence platforms.

Table 9.3-B2 – Characteristics and Architectural Considerations of IoT-Centric AI in Industrial Autonomy

Architectural Aspect	Description	Operational Benefits	Primary Constraints	Representative Industrial Examples
Distributed Sensing	Intelligence is distributed across large networks of interconnected	Broad operational visibility and scalable	Device heterogeneity, deployment complexity, and	Smart factories, industrial monitoring

	sensors, microcontrollers, and embedded devices.	monitoring coverage.	synchronization challenges.	networks, utility infrastructure.
Localized Inference	Individual nodes perform lightweight AI processing before transmitting information.	Reduces communication traffic and enables rapid local event recognition.	Limited computation, memory, and energy resources.	Equipment-condition monitoring, environmental sensing, smart assets.
Event-Driven Processing	Nodes transmit information primarily when significant events or anomalies occur.	Conserves bandwidth and reduces network congestion.	Risk of missing contextual information between events.	Predictive maintenance, fault monitoring, alarm systems.
Gateway Aggregation	Gateways collect, normalize, and coordinate information from multiple distributed sensors.	Creates broader situational awareness and improves system-level interpretation.	Additional infrastructure and coordination overhead.	Production-line monitoring, warehouse operations, energy systems.
Contextual Intelligence	Correlation of observations from multiple sensing sources to identify larger operational patterns.	Improved anomaly recognition and operational insight.	Dependent on data quality and synchronization accuracy.	Manufacturing analytics, process monitoring, asset-health management.
Semantic Data Reduction	Raw observations are transformed into features, summaries,	Significantly reduces bandwidth and storage requirements.	Potential loss of information useful for future analysis or retraining.	Industrial IoT telemetry platforms, wireless sensor networks.

	classifications, and anomaly indicators.			
Bandwidth-Aware Communication	Data transmission is prioritized according to relevance, urgency, and operational importance.	Efficient network utilization and reduced communication costs.	Requires communication management policies and prioritization mechanisms.	Remote monitoring systems, industrial wireless networks.
Data Retention and Traceability	Selected raw observations and contextual metadata are retained for auditing and analysis.	Supports investigations, model improvement, and regulatory compliance.	Additional storage and lifecycle management requirements.	Quality assurance systems, regulated industrial environments.
Connectivity Resilience	Nodes and gateways continue collecting and buffering information during communication outages.	Maintains operational continuity and reduces data loss.	Limited storage capacity and synchronization complexity.	Remote facilities, transportation systems, energy infrastructure.
Distributed Sensing and Aggregation Layer	IoT-centric AI integrates sensing, local analytics, aggregation, and communication management.	Enables scalable intelligent monitoring across large environments.	Balancing scalability, efficiency, and information fidelity.	Industry 4.0 deployments, smart manufacturing ecosystems.

Table 9.3-B2 demonstrates that IoT-centric AI extends intelligence beyond individual devices by distributing analytical capabilities throughout networks of interconnected sensors, embedded controllers, and intelligent gateways. Rather than treating sensing nodes solely as sources of raw telemetry, this architectural pattern enables local interpretation of observations and coordinated aggregation of information across a broader operational environment. As a result,

scalability, communication efficiency, and contextual awareness become primary architectural objectives.

The first row emphasizes **Distributed Sensing**, which forms the foundation of IoT-centric AI architectures. Industrial environments often contain hundreds or thousands of sensing devices monitoring equipment condition, environmental variables, operational processes, and infrastructure status. By distributing intelligence throughout these sensing networks, organizations can achieve broad operational visibility without concentrating all analytical activity within a centralized processing platform. However, managing large numbers of heterogeneous devices introduces challenges related to deployment, synchronization, maintenance, and system coordination.

Closely related to distributed sensing is **Localized Inference**, which allows individual nodes to perform lightweight analytical tasks near the point of data generation. Rather than continuously transmitting raw observations, sensing devices can recognize events, estimate equipment condition, classify measurements, and detect anomalies locally. This capability reduces communication overhead while enabling faster responses to significant events. Nevertheless, because individual nodes typically operate with limited memory, computational resources, and power availability, local inference must remain computationally efficient and appropriately matched to device capabilities.

The table further highlights the role of **Event-Driven Processing**, which represents a departure

from traditional continuous telemetry collection. Instead of transmitting every observation, intelligent nodes communicate only when predefined events, abnormalities, or operationally important conditions are detected. This strategy significantly reduces bandwidth utilization and communication costs. At the same time, architects must ensure that event-driven approaches do not unintentionally eliminate contextual information that may be valuable for subsequent analysis or system diagnosis.

The entries for **Gateway Aggregation** and **Contextual Intelligence** illustrate the importance of intermediate processing layers within IoT-centric architectures. Gateways serve as more than communication relays; they function as localized intelligence hubs that integrate information from multiple sensing sources. Through data normalization, synchronization, anomaly correlation, and local analytics, gateways can identify operational patterns that are not apparent when observations are viewed individually. This aggregation process transforms isolated measurements into broader representations of system behavior, enabling more comprehensive operational awareness.

Another defining characteristic of IoT-centric AI is **Semantic Data Reduction**. Rather than transmitting complete datasets, intelligent devices often generate higher-level representations such as extracted features, anomaly indicators, event classifications, health estimates, and confidence measures. These representations preserve operational meaning while significantly reducing communication and storage requirements. However, the table correctly emphasizes that semantic reduction must be balanced against the need to preserve information that may later be required for model improvement, troubleshooting, root-cause analysis, auditing, or regulatory compliance.

This consideration naturally leads to **Data Retention and Traceability**, an increasingly important requirement in industrial AI systems. While semantic representations improve efficiency, organizations must often retain selected raw observations and contextual metadata to support investigations, validation activities, and historical analysis. Effective retention policies therefore balance communication efficiency with long-term accountability and evidentiary requirements.

The table also underscores the importance of **Bandwidth-Aware Communication**, which prioritizes information according to operational significance. Critical events, anomalies, and safety-relevant observations may require immediate transmission, whereas routine status information can be deferred, compressed, or summarized. Such prioritization becomes increasingly important as deployment scale and communication demands continue to grow.

The role of **Connectivity Resilience** is particularly significant in geographically distributed or communication-constrained environments. Industrial sensor networks frequently operate under conditions in which communication links are intermittently unavailable or degraded. By maintaining local processing capabilities, temporary storage, cached configurations, and buffered event queues, sensing nodes and gateways can continue functioning even when connectivity is disrupted. Once communication is restored, relevant information can be synchronized with higher-level systems. This capability strengthens operational continuity and reduces dependence on uninterrupted network availability.

The final row identifies IoT-centric AI as the **Distributed Sensing and Aggregation Layer** of industrial autonomy. This designation reflects its role in transforming large-scale collections of sensors into coordinated sources of operational intelligence. Unlike on-device AI, which focuses on immediate local decision support within individual assets, IoT-centric AI emphasizes efficient information collection, distributed analytics, contextual interpretation, and scalable coordination across broad operational environments.

Viewed collectively, Table 9.3-B2 illustrates how IoT-centric AI addresses the challenges of scale that emerge in modern industrial systems. By combining distributed sensing, localized

inference, semantic information processing, gateway-level intelligence, and resilient communication strategies, this architectural pattern enables organizations to extract meaningful operational insights from large volumes of sensor data while maintaining communication efficiency and system scalability. Consequently, IoT-centric AI serves as a critical intermediary layer connecting physical observations to higher-level edge, cloud, and enterprise intelligence systems.

Distributed sensing and localized inference. Individual IoT nodes perform lightweight processing before transmitting information to gateways or higher-level computing platforms. Depending on available hardware and application complexity, local processing may include:

- Threshold-based event recognition.
- Statistical anomaly detection.
- Temperature, pressure, and humidity classification.
- Vibration-based equipment condition monitoring.
- Acoustic event recognition.
- Basic visual or motion-event detection.
- Sensor calibration and drift identification.
- Adaptive sampling and event-triggered data collection.

For example, vibration sensors installed on industrial motors may locally evaluate signal characteristics to identify abnormal frequency patterns associated with bearing degradation. Instead of continuously transmitting high-resolution vibration waveforms, each node can transmit selected features, anomaly scores, event timestamps, and equipment-health indicators.

This reduces communication requirements while preserving information that is useful for higher-level predictive maintenance.

Gateway-level aggregation and contextual intelligence. IoT gateways provide an intermediate processing layer between individual sensing nodes and more powerful edge or cloud platforms. They aggregate information from multiple devices, synchronize observations, perform additional analytics, and organize telemetry into meaningful operational representations.

Gateway functions may include:

- Sensor-data aggregation and normalization.

- Temporal alignment across distributed observations.
- Local anomaly correlation.
- Duplicate-event filtering.
- Semantic data encoding and compression.
- Communication prioritization.
- Local model execution.
- Temporary data storage during connectivity interruptions.
- Secure forwarding to edge servers or cloud platforms.

For example, a gateway monitoring a production line may combine temperature, vibration, electrical current, pressure, and machine-cycle information from multiple sensors. By correlating these observations, it can identify abnormal operating patterns that would be difficult to recognize from an isolated sensor measurement.

The gateway therefore contributes more than communication forwarding. It provides a localized intelligence layer capable of interpreting relationships among distributed sensing sources.

Semantic data reduction and bandwidth optimization. One of the most important contributions of IoT-centric AI is its ability to reduce unnecessary raw-data transmission while preserving operational meaning.

Instead of transmitting every sensor sample, an intelligent node may generate:

- Extracted signal features.
- Statistical summaries.
- Anomaly scores.
- Event classifications.
- Learned feature embeddings.
- Equipment-health estimates.
- Confidence values.
- Temporal and spatial metadata.

These representations allow higher-level systems to analyze operational conditions without

necessarily receiving the complete underlying data stream.

However, semantic compression requires careful design to prevent the loss of information essential to downstream applications. An embedding or anomaly score may omit contextual details, temporal relationships, or distinctive characteristics of the original observations that are necessary for subsequent diagnosis, model retraining, forensic investigation, or regulatory auditing. Consequently, industrial systems must incorporate appropriate data-retention mechanisms that preserve selected original observations, relevant contextual metadata, and event-triggered recordings whenever additional information is required. Retention policies can prioritize operationally significant events, abnormal conditions, safety-related incidents, and observations associated with uncertain AI predictions. This approach balances communication and storage efficiency with the preservation of sufficient original evidence for traceability, model improvement, incident analysis, and regulatory accountability.

Resilience under intermittent connectivity. Distributed IoT intelligence also supports continuity when communication links become unreliable. Sensors and gateways can continue collecting information, executing locally supported analytics, and storing relevant observations until connectivity is restored.

Depending on their capabilities, gateways may maintain cached models, local configuration policies, event queues, and communication priorities. When the network becomes available, they can forward buffered information and synchronize operational state with higher-level platforms.

IoT-centric AI is therefore the **distributed sensing and aggregation layer** of industrial autonomy: resource-conscious, bandwidth-aware, context-generating, and capable of maintaining localized intelligence across large-scale sensing networks.

Table 9.3-B2 identifies the principal characteristics that distinguish IoT-centric AI from other forms of distributed intelligence, including localized inference, gateway-level analytics, semantic data reduction, and communication-aware operation. While the table examines these capabilities individually, practical industrial deployments integrate them into a coordinated information-processing pipeline that spans numerous sensing devices, aggregation nodes, and higher-level computing platforms. Understanding how these elements interact requires more than a comparison of architectural features; it requires a visualization of the flow of information as raw observations are progressively transformed into actionable operational knowledge. Figure 9.3-B2 provides this systems-level perspective by illustrating how distributed sensing, local intelligence, semantic aggregation, and resilient communication collectively support scalable industrial autonomy across large networks of interconnected devices.

Figure 9.3-B2 – IoT-Centric AI: Distributed Sensing, Local Intelligence, and Semantic Aggregation presents a conceptual architecture for distributed industrial intelligence operating across interconnected sensing networks. The figure demonstrates how observations generated within the physical environment are processed incrementally through multiple layers of intelligence, beginning with localized sensing and lightweight analytics and progressing toward gateway aggregation, semantic information generation, and integration with higher-level edge or cloud platforms. The architecture highlights the transformation of raw sensor data into increasingly meaningful operational representations while minimizing unnecessary communication overhead. In doing so, the figure illustrates how IoT-centric AI enables scalable monitoring, contextual awareness, and resilient information management throughout complex industrial environments.

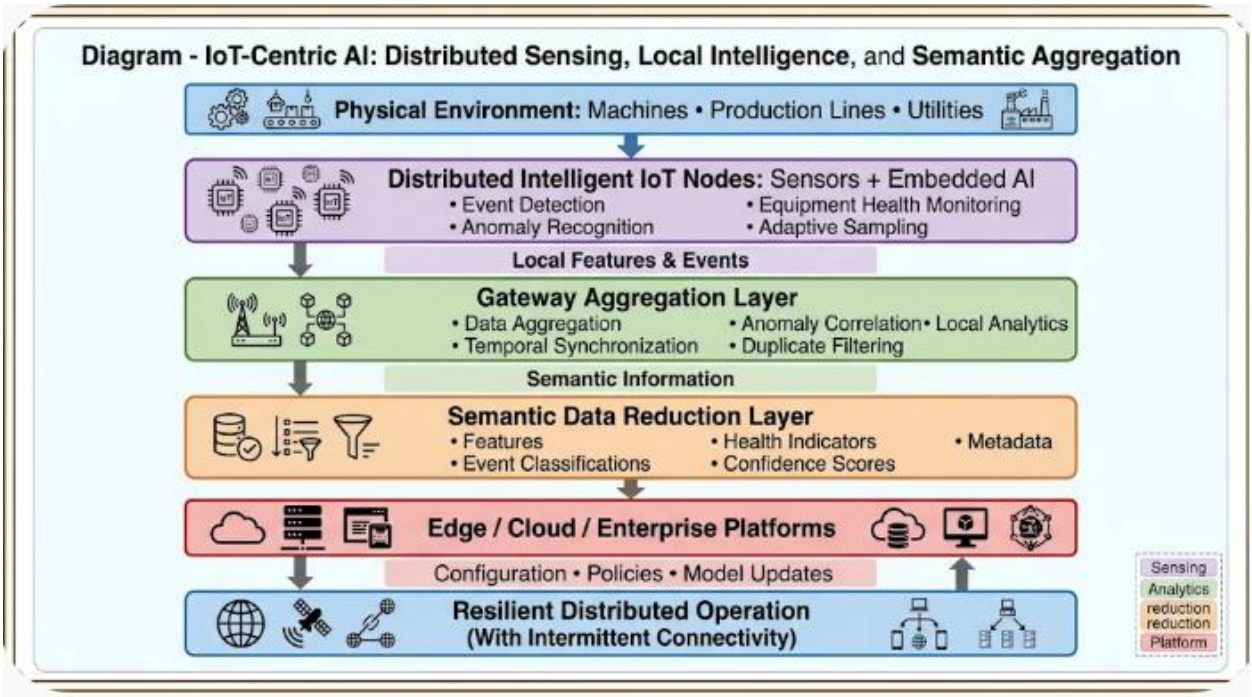

Figure 9.3-B2 – IoT-Centric AI: Distributed Sensing, Local Intelligence, and Semantic Aggregation

Distributed intelligent sensing nodes perform localized analytics near data sources, generating events, features, and anomaly indicators before transmitting information to gateway aggregation layers. Gateways combine, synchronize, and correlate observations from multiple devices to create richer contextual awareness and produce semantically meaningful operational information. Through semantic data reduction, only relevant features, classifications, confidence estimates, and metadata are forwarded to higher-level platforms, reducing bandwidth requirements while preserving operational value. The architecture supports scalable industrial monitoring and maintains continuity through resilient operation during periods of intermittent connectivity.

Legend

Element	***Description***
Physical Environment	*The operational domain containing machines, production lines, utilities, infrastructure assets, and monitored industrial processes.*
Distributed Intelligent IoT Nodes	*Sensor-equipped embedded devices that perform localized monitoring and lightweight AI processing near the data source.*
Sensors + Embedded AI	*Integrated sensing and computational resources that enable local interpretation of observations before transmission.*
Event Detection	*Recognition of predefined operational conditions, threshold violations, or significant events.*
Anomaly Recognition	*Identification of abnormal equipment behavior, environmental conditions, or process deviations.*
Equipment Health Monitoring	*Continuous assessment of asset condition using locally available measurements and analytical models.*
Adaptive Sampling	*Dynamic adjustment of sensing frequency according to operational context and event significance.*
Local Features and Events	*Condensed representations of observations generated by individual sensing nodes.*
Gateway Aggregation Layer	*Intermediate intelligence layer that combines information from multiple distributed sensing devices.*
Data Aggregation	*Collection and consolidation of observations from multiple nodes.*
Temporal Synchronization	*Alignment of observations occurring at different times or from different devices.*
Anomaly Correlation	*Identification of relationships among abnormal observations across multiple sensing sources.*

Local Analytics	*Additional processing performed at the gateway to generate contextual operational insight.*
Duplicate Filtering	*Removal of redundant or repeated observations before higher-level processing.*
Semantic Information	*Operationally meaningful representations created through feature extraction, classification, and contextual analysis.*
Semantic Data Reduction Layer	*Processing stage that transforms large volumes of raw observations into compact, meaningful representations.*
Features	*Extracted signal characteristics used for analysis and decision-making.*
Event Classifications	*Categorized descriptions of detected operational events or conditions.*
Health Indicators	*Quantitative assessments describing equipment condition and operational status.*
Confidence Scores	*Measures expressing the certainty associated with analytical outputs.*
Metadata	*Contextual information describing observations, events, timing, and operating conditions.*
Edge / Cloud / Enterprise Platforms	*Higher-level computing infrastructure responsible for long-term analytics, coordination, optimization, and governance.*
Configuration	*Operational settings distributed to sensing nodes and gateways.*
Policies	*Rules governing behavior, communication, data handling, and system operation.*
Model Updates	*Distribution of new or improved analytical models to the distributed intelligence network.*

Resilient Distributed Operation	*Continuous operation despite varying network conditions and communication disruptions.*
With Intermittent Connectivity	*Ability to continue sensing, local analytics, and data buffering during temporary communication outages.*

Figure 9.3-B2 illustrates how IoT-centric AI distributes intelligence throughout an industrial sensing network rather than concentrating all analysis within centralized computing platforms. The figure demonstrates how information evolves as it moves through successive layers of sensing, localized analytics, aggregation, semantic interpretation, and higher-level processing. This layered approach enables scalable intelligence while reducing communication overhead and improving resilience within large industrial environments.

The figure begins with the **Physical Environment**, which represents the industrial context in which machines, production equipment, utilities, infrastructure assets, and operational processes generate observable conditions. These conditions form the foundation of the information-processing pipeline and constitute the phenomena that the sensing network is designed to monitor and interpret.

The next layer consists of **Distributed Intelligent IoT Nodes**, which serve as the primary points of data acquisition and localized intelligence. Unlike traditional sensing architectures that transmit all observations to centralized platforms, these nodes perform analytical processing close to the source of the data. Functions such as event detection, anomaly recognition, equipment health monitoring, and adaptive sampling enable each device to interpret observations before communication occurs. This localized processing reduces unnecessary transmission of routine data and allows the system to respond more efficiently to operationally significant events.

The outputs generated by individual sensing nodes take the form of **Local Features and Events**, representing condensed interpretations of the collected observations. Rather than forwarding complete sensor streams, devices transmit information that has already undergone preliminary analysis. This approach reduces bandwidth requirements while preserving information that is useful for downstream processing.

These localized outputs are subsequently processed within the **Gateway Aggregation Layer**, which serves as an intermediate intelligence hub. The gateway performs data aggregation, temporal synchronization, anomaly correlation, local analytics, and duplicate filtering. Through these functions, observations originating from multiple sensors are transformed into a more

coherent representation of operational conditions. This capability highlights an important characteristic of IoT-centric AI: meaningful insight often emerges from the relationships among distributed observations rather than from individual measurements considered in isolation.

The resulting outputs are organized as **Semantic Information**, which represents a higher level of abstraction and operational meaning than the original sensor data. Semantic transformations enable the system to move beyond raw measurements and focus on operationally relevant knowledge. The **Semantic Data Reduction Layer** further refines this information into features, event classifications, health indicators, confidence scores, and metadata. This stage is particularly important because it reduces communication and storage requirements while preserving the information most relevant to decision-making and system analysis.

The figure then shows information flowing upward to **Edge, Cloud, and Enterprise Platforms**, where broader analytical and organizational functions can be performed. These higher-level systems support long-term data analysis, predictive maintenance, operational optimization, fleet-wide visibility, governance, and model lifecycle management. Importantly, the figure also depicts downward flows of **Configuration**, **Policies**, and **Model Updates**, illustrating that intelligence moves bidirectionally within the architecture. Higher-level platforms learn from aggregated information and subsequently distribute refinements that improve the performance of sensing and gateway layers.

At the foundation of the architecture is **Resilient Distributed Operation**, which emphasizes continuity during periods of intermittent connectivity. Industrial communication networks are not always continuously available, particularly in geographically distributed or communication-constrained environments. By maintaining local sensing, analytics, buffering, and aggregation capabilities, the architecture can continue generating useful intelligence even when communication with external platforms is temporarily disrupted. Once connectivity is restored, buffered information can be synchronized with higher-level resources.

Viewed as a whole, Figure 9.3-B2 demonstrates that IoT-centric AI functions as the **distributed sensing and aggregation layer** of industrial autonomy. The architecture balances scalability, communication efficiency, and contextual understanding by transforming raw observations into semantically meaningful information before transmission. Through the coordinated interaction of intelligent sensors, gateway analytics, semantic processing, and resilient communications, IoT-centric AI enables large-scale industrial systems to generate actionable operational intelligence while remaining resource-conscious and bandwidth-aware.

iii. Hybrid Edge–Cloud AI: Distributed Model Execution and Adaptive Workload Partitioning

Hybrid Edge–Cloud AI distributes computational responsibilities between embedded devices, industrial gateways, edge servers, and cloud platforms. This architecture is designed for applications in which neither fully local execution nor exclusively centralized processing provides the most effective balance of latency, computational capacity, energy consumption, and scalability.

On-device processors provide immediate access to sensor information and support time-sensitive inference. Edge servers offer additional computational capacity close to industrial operations, while cloud platforms provide access to large-scale computing, extensive historical datasets, and enterprise-wide analytical resources.

Hybrid AI combines these capabilities by assigning different stages of an AI workload to the most appropriate execution environment. The following table summarizes the defining characteristics of Hybrid Edge–Cloud AI and illustrates how computational workloads, AI models, and decision-making responsibilities are distributed across multiple execution environments. It emphasizes the balance between local responsiveness and large-scale analytical capability that characterizes hybrid industrial AI architectures.

Hybrid Edge–Cloud AI addresses a fundamental challenge in industrial autonomy: no single computational tier can simultaneously provide the lowest latency, highest computational capacity, greatest scalability, and strongest resilience under all operating conditions. Embedded devices excel at immediate perception and rapid response, edge infrastructure provides computational resources close to the operational environment, and cloud platforms offer large-scale analytics and learning capabilities. Rather than selecting one execution location exclusively, hybrid architectures distribute intelligence across multiple computational layers and dynamically allocate workloads to the most appropriate processing resources. Understanding this approach requires examining how computational responsibilities, AI models, and operational decisions are partitioned across the edge-cloud continuum. The following table summarizes the key characteristics and architectural considerations that define Hybrid Edge–Cloud AI and enable adaptive intelligence in modern industrial systems.

Table 9.3-B3 – Characteristics and Architectural Considerations of Hybrid Edge–Cloud AI in Industrial Autonomy provides a structured overview of the architectural mechanisms that enable intelligence to be distributed across embedded devices, gateways, edge servers, and cloud platforms. The table examines how workload partitioning, collaborative inference, adaptive execution placement, and multi-tier coordination allow industrial systems to balance responsiveness, computational efficiency, scalability, and operational resilience. It also highlights

the trade-offs associated with distributing AI workloads across multiple execution environments and demonstrates how hybrid architectures combine the strengths of localized intelligence and cloud-scale analytical resources within a unified operational framework.

Table 9.3-B3 – Characteristics and Architectural Considerations of Hybrid Edge–Cloud AI in Industrial Autonomy

Architectural Aspect	Description	Operational Benefits	Primary Constraints	Representative Industrial Examples
Multi-Tier Workload Distribution	AI workloads are distributed across embedded devices, gateways, edge servers, and cloud platforms.	Balances latency, computational capacity, and scalability.	Increased orchestration and coordination complexity.	Autonomous inspection systems, smart factories, industrial automation.
Embedded Device Execution	Local processing performs sensing, preprocessing, immediate perception, and lightweight inference.	Supports low-latency responses and continued local operation.	Limited memory, energy, and computational resources.	Mobile robots, AGVs, industrial controllers, drones.
Gateway-Level Intelligence	Intermediate processing layer coordinates sensor information and communication activities.	Reduces communication overhead and improves local context awareness.	Additional infrastructure and deployment complexity.	Industrial IoT systems, process-monitoring networks.
Edge-Server Analytics	Facility-level computing resources execute computationally intensive inference	Higher computational performance with relatively low latency.	Requires local infrastructure and network connectivity.	Manufacturing optimization, machine-vision analytics,

	and multi-device analytics.			predictive maintenance.
Cloud-Scale Intelligence	Centralized resources perform large-scale analytics, enterprise optimization, forecasting, and model training.	Access to extensive computational resources and historical data.	Greater latency and increased dependence on communication links.	Enterprise analytics, fleet optimization, digital twins.
Split-Model Execution	AI models are partitioned across multiple computational tiers.	Enables complex AI workloads on resource-constrained devices.	Communication latency, synchronization overhead, and privacy concerns.	Collaborative perception systems, advanced industrial vision applications.
Collaborative Inference	Intermediate feature representations are exchanged between execution tiers during inference.	Reduces local computational burden and memory requirements.	Dependency on communication quality and availability.	Remote inspection systems, distributed AI platforms.
Adaptive Workload Offloading	Execution locations are dynamically selected according to resource availability and operational conditions.	Improves performance, efficiency, and resource utilization.	Requires continuous monitoring and intelligent orchestration.	Industrial AI platforms, autonomous logistics systems.
Execution Placement Optimization	Decisions account for latency, energy, bandwidth, reliability, and	Supports balanced multi-objective optimization.	Complex decision-making and policy management.	Real-time industrial operations,

	operational objectives.			autonomous transportation.
Local Autonomy and Fallback Operation	Essential functions continue locally when edge or cloud resources are unavailable.	Improves resilience, reliability, and operational continuity.	Reduced functionality during prolonged disconnections.	Industrial robots, autonomous vehicles, remote equipment.
Distributed Coordination Layer	Hybrid AI orchestrates intelligence across all computational tiers.	Combines responsiveness, scalability, and analytical depth.	Managing trade-offs among performance metrics.	Industry 4.0 systems, enterprise-scale autonomous operations.

Table 9.3-B3 illustrates that Hybrid Edge–Cloud AI is fundamentally an architecture of coordination rather than concentration. Instead of assigning all computational tasks to a single execution environment, hybrid systems distribute intelligence across multiple computational tiers according to operational requirements, resource availability, and application constraints. This approach enables industrial systems to adapt dynamically to changing conditions while maintaining both local responsiveness and access to advanced analytical capabilities.

The table begins with **Multi-Tier Workload Distribution**, which represents the foundational principle of hybrid AI architectures. Rather than treating embedded devices, gateways, edge resources, and cloud platforms as independent systems, hybrid architectures integrate these resources into a coordinated computational ecosystem. Each tier contributes capabilities that complement the others, enabling workloads to be executed where they can be performed most effectively. This design increases flexibility and scalability but also introduces additional complexity associated with workload orchestration and resource coordination.

The next three entries, **Embedded Device Execution**, **Gateway-Level Intelligence**, and **Edge-Server Analytics**, illustrate the progressive distribution of computational responsibilities across increasingly capable processing layers. Embedded devices provide immediate access to sensor data and support time-sensitive perception and inference functions that require low latency. Gateways contribute localized coordination, aggregation, and communication management, while edge servers provide substantially greater computational resources for facility-level analytics and more sophisticated AI workloads. Together, these layers create a hierarchy of

intelligence that balances responsiveness with computational capability.

At the highest computational tier, **Cloud-Scale Intelligence** extends analytical capability beyond the limitations of local infrastructure. Cloud platforms enable enterprise-level optimization, large-scale model training, long-term forecasting, and cross-facility learning using extensive computational resources and historical datasets. However, as indicated in the table, these advantages are accompanied by increased communication dependence and potentially higher response latency. Consequently, cloud resources are typically applied to workloads that benefit from large-scale processing rather than immediate operational decision-making.

A particularly important aspect of hybrid architectures is captured in the entries on **Split-Model Execution** and **Collaborative Inference**. These techniques allow a single AI model to be distributed across multiple computational tiers, enabling resource-constrained devices to participate in sophisticated AI workflows. Early processing stages can execute locally, generating compact feature representations that are subsequently processed by more powerful edge or cloud resources. This arrangement reduces local computational requirements while preserving access to advanced analytical capabilities. However, it also introduces trade-offs involving communication latency, synchronization requirements, privacy considerations, and dependence on network availability.

The table also emphasizes the growing importance of **Adaptive Workload Offloading** and **Execution Placement Optimization**. Unlike static deployment strategies, hybrid architectures treat workload placement as a dynamic decision process. Factors such as processor utilization, network quality, memory availability, energy reserves, model complexity, and application deadlines influence where a workload executes at a particular point in time. As a result, computational tasks can migrate among execution tiers as system conditions change. This capability improves overall efficiency and resilience but requires sophisticated monitoring and orchestration mechanisms capable of evaluating multiple objectives simultaneously.

Another critical characteristic highlighted by the table is **Local Autonomy and Fallback Operation**. Hybrid architectures must acknowledge that communication links, edge resources, and cloud services may occasionally become unavailable. Consequently, essential operational functions cannot depend entirely on remote computational resources. Local fallback mechanisms, contingency models, and validated operating procedures enable critical tasks to continue executing within predefined boundaries even during disruptions. This capability preserves operational continuity and ensures that temporary service interruptions do not immediately compromise essential autonomous behavior.

The final entry identifies Hybrid Edge–Cloud AI as the **Distributed Coordination Layer** of industrial autonomy. This designation reflects its role in orchestrating intelligence across the entire computational hierarchy rather than performing a single category of processing activity. Hybrid architectures integrate localized responsiveness, distributed analytics, adaptive computation, and large-scale optimization into a cohesive framework capable of supporting complex industrial operations.

Viewed collectively, Table 9.3-B3 demonstrates that the primary value of Hybrid Edge–Cloud AI lies not in maximizing computational offloading or minimizing local execution, but in balancing multiple competing objectives across the entire edge-cloud continuum. Effective architectures continuously coordinate computational resources, communication infrastructure, and operational priorities to achieve acceptable performance, efficiency, scalability, and resilience under changing conditions.

In this sense, Hybrid Edge–Cloud AI represents the transition from isolated intelligent devices and sensing networks toward coordinated, system-wide intelligence. By enabling dynamic workload placement, collaborative inference, and adaptive resource orchestration, hybrid architectures provide the computational flexibility necessary to support increasingly complex and autonomous industrial systems while maintaining responsiveness and operational continuity.

Workload partitioning across computational tiers. A hybrid architecture may distribute an AI processing pipeline across several levels:

- **Embedded device:** Performs sensor acquisition, preprocessing, immediate perception, and lightweight inference.
- **IoT gateway:** Aggregates sensor information, performs local analytics, and coordinates communication.
- **Industrial edge server:** Executes computationally intensive inference, multi-device correlation, and facility-level optimization.
- **Cloud platform:** Performs large-scale model training, long-horizon forecasting, cross-facility analytics, and enterprise-wide optimization.

This arrangement allows an industrial system to use computational resources beyond the capacity of an individual embedded device without requiring every processing operation to depend on remote cloud services.

For example, an autonomous inspection drone may execute obstacle recognition, flight

stabilization support, and immediate hazard assessment onboard. A nearby edge server may process higher-resolution imagery and correlate inspection observations with historical equipment information. The cloud may subsequently aggregate inspection results from multiple drones and facilities to identify recurring infrastructure degradation patterns.

Split-Model Execution and Collaborative Inference. A particularly important capability of hybrid AI architectures is **split-model execution**, also known as **collaborative inference**, in which a single AI model is partitioned across multiple computational tiers. Rather than executing an entire neural network on a single device, different portions of the model are distributed across embedded processors, edge servers, gateways, or cloud infrastructure. This approach enables resource-constrained devices to participate in sophisticated AI workloads while leveraging the computational resources available elsewhere in the edge-cloud ecosystem.

In a typical split-inference architecture, the initial layers of a neural network execute on the local device, where they perform early-stage processing such as feature extraction, dimensionality reduction, signal encoding, or representation learning. The resulting intermediate representation is then transmitted to a more capable computational platform, where the remaining layers complete the inference process. By transferring compact feature representations rather than raw sensor streams, the architecture can reduce computational requirements at the edge while avoiding the need to deploy an entire large-scale model on every device.

A simplified representation of collaborative inference can be expressed as

$$z_k = f_{\theta_1}(x)$$

$$\hat{y} = f_{\theta_2}(z_k)$$

where:

- x represents the original sensor input acquired by the embedded device.
- $f_{\theta 1}$ represents the initial model segment executed locally at the edge.
- z_k represents the intermediate feature representation generated by the local model segment and transmitted to another computational tier.
- $f_{\theta 2}$ represents the remaining portion of the model executed on an edge server, gateway, or cloud platform.
- $\hat{y}$ represents the final inference output produced by the complete distributed model.

This architecture enables resource-constrained devices to benefit from larger and more sophisticated AI models without requiring the memory, storage, or computational capacity necessary to host the full model locally. As a result, split-model execution can significantly expand the capabilities of embedded platforms while preserving low-latency local processing for the earliest stages of the inference pipeline.

However, collaborative inference introduces a number of architectural trade-offs. Intermediate feature representations may still contain information about the original input data, creating potential privacy, confidentiality, and cybersecurity concerns. Furthermore, transmitting intermediate activations introduces communication latency, synchronization overhead, buffering requirements, and additional dependencies on network availability. The computational advantages of model partitioning may therefore be offset by delays introduced during data transfer or by disruptions in communication infrastructure.

Reliability considerations are equally important. If remote computational resources become unavailable because of network congestion, service interruptions, or connectivity failures, the distributed inference process may be degraded or interrupted entirely. Consequently, many industrial systems incorporate fallback strategies, local contingency models, or adaptive partitioning mechanisms that allow critical functions to continue operating when remote resources cannot be reached.

From an architectural perspective, model partitioning must therefore be evaluated across the complete end-to-end execution path rather than on AI inference time alone. Factors such as response latency, communication overhead, energy consumption, memory utilization, privacy requirements, reliability targets, and safety constraints collectively determine whether a model executes locally, remotely, or through distributed processing across multiple architectural tiers. Effective split-model architectures emerge not from maximizing computational offloading, but from balancing computational efficiency, responsiveness, resilience, and operational requirements across the entire edge–cloud continuum.

Adaptive Workload Offloading and Execution Placement. A defining characteristic of hybrid AI architectures is their ability to perform **adaptive workload offloading and execution placement**, dynamically determining where computational tasks are executed as operating conditions change. Unlike static deployment strategies, in which workloads are assigned to predetermined hardware platforms, adaptive architectures continuously evaluate system conditions and allocate computational tasks to the execution tier best suited to meet current performance objectives, resource constraints, and operational requirements. This allocation process accounts for changing network conditions, processing capacity, memory availability, energy reserves, workload complexity, response deadlines, and application criticality. As a

result, computational responsibilities can shift among embedded devices, local gateways, edge servers, and cloud infrastructure without requiring the entire AI workload to remain permanently bound to a single execution environment.

This capability is particularly important in industrial environments where processor utilization, network conditions, energy availability, and workload demands can fluctuate significantly over time. A workload that executes efficiently on an embedded controller during normal operation may be better suited for an edge server under heavy computational load, or may require cloud resources when advanced analytics or large-scale reasoning capabilities are needed. Hybrid AI systems therefore treat workload placement as a dynamic optimization problem rather than a fixed architectural decision.

To determine the most appropriate execution location, an AI-based workload-management engine may continuously evaluate factors such as:

- Current embedded processor utilization and available computational capacity.
- Available memory resources and hardware-accelerator availability.
- Edge-server workload, utilization levels, and queue lengths.
- Network bandwidth, latency, and communication quality.
- Energy availability, battery state, and thermal operating conditions.
- Model complexity, memory footprint, and inference requirements.
- Application deadlines, timing requirements, and operational criticality.
- Connectivity reliability, cybersecurity constraints, and data-governance requirements.

Based on these observations, the workload manager can select among multiple execution strategies, including local device execution, gateway processing, edge-server delegation, cloud execution, or hybrid combinations involving collaborative inference and model partitioning.

From an optimization perspective, workload placement can be formulated as a multi-objective decision problem. A simplified execution-placement policy can be expressed as

$$a_t^* = \arg\min_{a \in A} \left[\alpha T(a) + \beta E(a) + \gamma B(a) + \delta R(a) \right]$$

subject to

$$T(a) \leq D_{\text{application}}$$

where:

- a_t^* represents the selected execution-placement decision at time t.
- A denotes the set of feasible execution alternatives, including local, gateway, edge-server, cloud, and hybrid execution options.
- T(a) represents the expected end-to-end execution latency associated with alternative a.
- E(a) represents the estimated energy consumption of the selected execution path.
- B(a) represents the communication bandwidth required to support the workload.
- R(a) represents the operational risk associated with the execution alternative, including reliability concerns, connectivity dependencies, and potential service interruptions.
- $D_{application}$ represents the maximum response-time deadline permitted by the application.
- α, β, γ, and δ are weighting factors that reflect the relative importance of latency, energy efficiency, bandwidth utilization, and risk within a particular deployment.

This formulation illustrates how hybrid AI systems balance computational efficiency against communication and operational constraints. A placement decision that minimizes latency may increase energy consumption, while an energy-efficient alternative may introduce additional communication overhead or operational risk. Consequently, effective workload placement requires evaluating the complete execution path rather than optimizing a single performance metric.

In practice, real-world industrial deployments often involve additional objectives and constraints beyond those represented in the simplified model. These may include privacy and data-residency requirements, cybersecurity policies, memory limitations, hardware compatibility constraints, regulatory obligations, functional-safety requirements, and enterprise governance policies. Furthermore, many systems employ predictive workload-management strategies that anticipate future resource demands, network degradation, or thermal conditions before they become operational bottlenecks.

Viewed from this perspective, adaptive workload placement becomes a core orchestration capability within hybrid AI architectures. It enables autonomous systems to continuously align computational resources with operational priorities, ensuring that intelligence remains responsive, efficient, resilient, and compliant across the entire edge-cloud continuum.

Local autonomy and cloud-independent execution. A hybrid architecture must not assume that network connectivity will always be available. If an edge server or cloud platform becomes unreachable, essential local functions must remain operational within their validated boundaries.

For example, an industrial robot may continue local perception and authorized movement while temporarily losing access to a cloud-based production optimizer. The optimizer's broader scheduling recommendations can be delayed, but essential local control and protective functions must remain available.

Similarly, an autonomous vehicle may continue its locally supported navigation and obstacle-avoidance functions while temporarily losing access to centralized fleet coordination.

Hybrid AI is therefore the **distributed coordination layer** of industrial autonomy: computationally adaptive, workload-aware, scalable, and capable of balancing local responsiveness with higher-level analytical capacity.

Table 9.3-B3 identifies the principal architectural mechanisms that distinguish Hybrid Edge–Cloud AI from purely local or fully centralized approaches. These mechanisms include workload partitioning, collaborative inference, adaptive execution placement, and resilient fallback operation across multiple computational tiers. Although the table examines each capability individually, they ultimately operate as components of a coordinated orchestration framework in which intelligence is distributed dynamically according to changing operational conditions. Understanding how sensor processing, inference execution, computational offloading, and workload management interact across the edge-cloud continuum therefore requires a system-level perspective. Figure 9.3-B3 provides this perspective by illustrating how computational responsibilities are distributed across embedded devices, gateways, edge servers, and cloud platforms while adaptive orchestration mechanisms continuously determine the most appropriate execution strategy for each workload.

Figure 9.3-B3 – Hybrid Edge–Cloud AI: Distributed Model Execution and Adaptive Workload Partitioning presents a conceptual architecture illustrating how computational workloads are coordinated across multiple processing tiers within a hybrid industrial AI environment. The figure demonstrates how sensing, local inference, gateway coordination, edge analytics, and cloud-scale intelligence operate together as an integrated computational ecosystem. It further illustrates the role of adaptive workload management in dynamically selecting execution locations according to latency requirements, energy constraints, communication conditions, and reliability objectives. By combining distributed execution, collaborative inference, and resilient fallback mechanisms, the architecture enables industrial systems to balance responsiveness,

scalability, and operational continuity across the edge-cloud continuum.

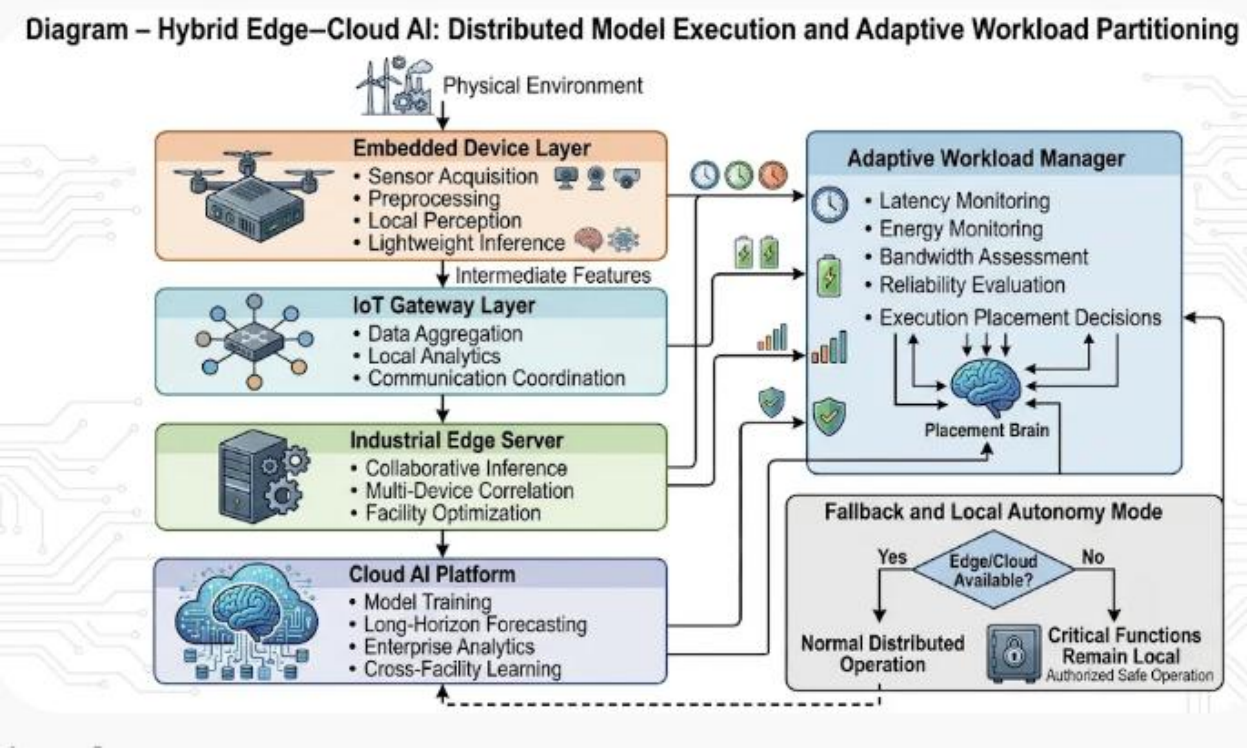

Figure 9.3-B3 – Hybrid Edge–Cloud AI: Distributed Model Execution and Adaptive Workload Partitioning

Computational workloads are distributed across embedded devices, IoT gateways, industrial edge servers, and cloud platforms according to operational requirements and resource availability. An adaptive workload manager continuously evaluates latency, energy consumption, bandwidth utilization, reliability conditions, and execution constraints to determine where processing occurs. Workloads may execute locally, be delegated to higher computational tiers, or be partitioned across multiple platforms through collaborative inference. When edge or cloud resources become unavailable, validated fallback mechanisms allow essential functions to continue operating locally within predefined operational boundaries.

Legend

Element	***Description***
Physical Environment	*Industrial processes, equipment, infrastructure, and operational conditions that generate sensor observations and computational workloads.*

Embedded Device Layer	*Local computational platform located within the physical asset.*
Sensor Acquisition	*Collection of observations from onboard or connected sensors.*
Preprocessing	*Initial conditioning, filtering, normalization, and preparation of sensor data.*
Local Perception	*Immediate interpretation of environmental and operational conditions using embedded AI models.*
Lightweight Inference	*Resource-efficient AI execution performed directly on the embedded device.*
Intermediate Features	*Feature representations generated by local model segments and transmitted to other computational tiers during collaborative inference.*
IoT Gateway Layer	*Intermediate orchestration and communication layer between embedded devices and higher-level computing resources.*
Data Aggregation	*Collection and consolidation of data from multiple devices and sensors.*
Local Analytics	*Gateway-level processing used to generate contextual insights before forwarding information.*
Communication Coordination	*Management of data transmission, synchronization, prioritization, and network interactions.*
Industrial Edge Server	*Facility-level computing resource positioned close to industrial operations.*
Collaborative Inference	*Execution of portions of an AI workload across multiple computational tiers.*
Multi-Device Correlation	*Analysis that combines observations from multiple devices to identify broader operational patterns.*

Facility Optimization	*Edge-level optimization activities supporting local operations and resource management.*
Cloud AI Platform	*Centralized computing environment providing large-scale analytical capabilities.*
Model Training	*Development and updating of AI models using aggregated data and computational resources.*
Long-Horizon Forecasting	*Prediction of future operational conditions over extended time periods.*
Enterprise Analytics	*Analysis spanning multiple systems, facilities, or operational domains.*
Cross-Facility Learning	*Knowledge sharing and model improvement using information collected across geographically distributed operations.*
Adaptive Workload Manager	*Decision-making system responsible for selecting workload execution locations.*
Latency Monitoring	*Evaluation of response-time requirements and communication delays.*
Energy Monitoring	*Assessment of energy consumption and resource availability.*
Bandwidth Assessment	*Evaluation of communication capacity and network utilization.*
Reliability Evaluation	*Assessment of connectivity, service availability, and execution risk.*
Execution Placement Decisions	*Dynamic selection of the most appropriate computational tier for workload execution.*
Placement Brain	*Conceptual representation of the workload orchestration engine coordinating computational resources.*
Fallback and Local Autonomy Mode	*Operational strategy used when remote computational resources become unavailable.*

Normal Distributed Operation	*Standard workload execution across device, edge, and cloud resources.*
Critical Functions Remain Local	*Essential capabilities continue executing on local devices during connectivity or service disruptions.*
Authorized Safe Operation	*Continued operation within validated functional and safety constraints when remote resources are unreachable.*

Figure 9.3-B3 illustrates how Hybrid Edge–Cloud AI transforms distributed computing resources into a coordinated intelligence framework capable of adapting to changing operational conditions. Rather than assigning all processing to a single execution environment, the architecture distributes computational responsibilities across multiple tiers and continuously evaluates where workloads can be executed most effectively. This adaptive approach balances responsiveness, efficiency, scalability, and resilience throughout the industrial edge-cloud continuum.

The figure begins with the **Physical Environment**, which represents the source of operational observations and computational demands. Industrial equipment, autonomous assets, production processes, and infrastructure systems generate sensor data that must be transformed into actionable information. Because different forms of analysis require different levels of computational capability, the architecture does not rely on a single execution platform.

The first computational tier is the **Embedded Device Layer**, where sensor acquisition, preprocessing, local perception, and lightweight inference occur. This layer provides the lowest-latency access to operational information and supports immediate responses to local events. Functions that are highly time-sensitive or safety-relevant generally remain at this level because communication delays associated with higher computational tiers could compromise responsiveness. Consequently, embedded devices form the foundation of operational awareness within the hybrid architecture.

Outputs generated at the embedded layer may be represented as **Intermediate Features**, which can be transmitted to other computational tiers for additional processing. This feature-transmission pathway illustrates the concept of **split-model execution** and **collaborative inference**, in which an AI model is partitioned across multiple platforms. Rather than transmitting complete sensor streams or executing the entire model locally, the architecture distributes portions of the inference process according to resource availability and computational requirements.

The **IoT Gateway Layer** serves as an intermediate coordination and communication tier. By aggregating information from multiple sources, performing localized analytics, and managing communication activities, gateways reduce network overhead while improving situational awareness. This layer provides contextual intelligence that bridges localized sensing with broader facility-level analysis.

Above the gateway layer, the **Industrial Edge Server** provides a higher-performance execution environment capable of supporting collaborative inference, multi-device correlation, and facility optimization. Because edge resources are physically closer to industrial operations than cloud platforms, they can deliver substantial computational capability while maintaining relatively low communication latency. This combination makes edge infrastructure particularly valuable for computationally intensive workloads that exceed the capabilities of embedded devices but still require near-real-time performance.

The **Cloud AI Platform** represents the highest computational tier within the architecture. Here, large-scale model training, long-horizon forecasting, enterprise analytics, and cross-facility learning can be performed using extensive computational resources and historical datasets. The figure emphasizes that cloud resources complement rather than replace local and edge intelligence. Their value lies in providing broader organizational visibility and analytical depth rather than immediate operational control.

A defining feature of the architecture is the **Adaptive Workload Manager**, which continuously evaluates latency, energy consumption, bandwidth availability, and reliability conditions. Based on these observations, the workload manager determines the most appropriate execution location for each computational task. This process reflects the concept of adaptive execution placement described in the text, where workload allocation is treated as a dynamic optimization problem rather than a fixed architectural decision.

The lower-right section of the figure highlights **Fallback and Local Autonomy Mode**, illustrating an important reliability principle of hybrid architectures. If edge or cloud resources become unavailable because of connectivity failures, service interruptions, or operational disruptions, the architecture transitions from normal distributed execution to a degraded but functional operating state. Critical local functions remain active, enabling authorized operation within predefined safety and operational boundaries. This capability prevents temporary communication failures from completely disabling autonomous behavior.

Viewed as a whole, Figure 9.3-B3 demonstrates that Hybrid Edge–Cloud AI serves as the **distributed coordination layer** of industrial autonomy. It integrates local responsiveness, gateway intelligence, edge-scale analytics, and cloud-scale learning into a unified computational

framework. Through adaptive workload placement, collaborative inference, and resilient fallback operation, the architecture continuously aligns computational resources with operational priorities. The result is an intelligent system capable of balancing performance, efficiency, scalability, reliability, and operational continuity across the entire edge-cloud ecosystem.

iv. Cloud-Assisted AI: Global Optimization, Policy Governance, and Continuous Learning

Cloud-assisted AI provides the strategic intelligence and enterprise coordination layer for industrial autonomous systems. While embedded devices and edge platforms handle immediate operational responsibilities, cloud platforms contribute the computational scale, historical perspective, and cross-domain context required for broader optimization and continuous model development.

The cloud is particularly valuable when an industrial task requires information from multiple machines, production lines, facilities, autonomous fleets, or geographically distributed infrastructure.

Unlike on-device AI, which prioritizes immediate local inference, cloud-assisted AI emphasizes long-horizon intelligence, global coordination, model evolution, and centralized governance.

Cloud-scale training and continuous model evolution. Industrial environments generate extensive datasets containing equipment telemetry, inspection imagery, process measurements, maintenance records, production histories, and operational events. Cloud platforms can consolidate and process these datasets to train more sophisticated models than would normally be practical on individual embedded devices.

Cloud-based training pipelines may support:

- Large-scale predictive maintenance models.
- Multimodal industrial perception.
- Fleet-level behavioral prediction.
- Equipment degradation and remaining-useful-life estimation.
- Cross-facility anomaly detection.
- Production and energy forecasting.
- Reinforcement-learning-based operational optimization.
- Industrial foundation models and domain-specific AI systems.

Once trained and validated, selected models can be distributed to edge servers, gateways, robots, vehicles, drones, and other embedded platforms through secure and controlled deployment mechanisms.

This process establishes a continuous learning cycle in which distributed assets contribute operational information, cloud systems use accumulated data to refine AI models, and validated improvements are selectively deployed back to local execution environments. Through this feedback cycle, industrial AI systems can progressively adapt to changing operating conditions, equipment behavior, and application requirements while benefiting from insights gathered across distributed assets.

Model updates must follow controlled lifecycle procedures incorporating hardware and software compatibility testing, model integrity verification, staged deployment, post-deployment performance monitoring, and reliable rollback capabilities. Continuous learning does not imply uncontrolled modification or immediate replacement of production models. In particular, models performing safety-relevant functions require additional validation to establish their accuracy, robustness, execution reliability, and compatibility with existing safety constraints before activation. This separation between continuous model development and authorized production deployment preserves operational stability while enabling ongoing improvements in distributed AI capabilities.

Global predictive analytics and fleet coordination. Cloud-assisted AI enables the analysis of operational relationships that extend beyond individual machines or facilities.

For example, a manufacturer operating multiple factories may use cloud-based models to correlate equipment degradation, production throughput, energy consumption, maintenance histories, and supply-chain conditions.

Similarly, a fleet of autonomous vehicles may contribute information about route conditions, battery degradation, charging demand, travel times, and operating patterns. Cloud analytics can use this information to improve fleet scheduling, predict maintenance requirements, and coordinate resource allocation across multiple facilities.

Such capabilities include:

- Enterprise-wide predictive maintenance.
- Multi-facility production optimization.
- Autonomous fleet coordination.
- Energy-demand forecasting and load balancing.

- Supply-chain and logistics optimization.
- Cross-domain anomaly correlation.
- Distributed asset-health assessment.
- Long-horizon operational risk forecasting.

Cloud-based intelligence therefore enables optimization at a scale that would be difficult to achieve through isolated embedded devices or individual edge servers. Table 9.3-B4 provides the principal functions, benefits, and constraints of Cloud-Assisted AI architectures. It highlights how cloud platforms serve as the strategic intelligence layer of industrial autonomy by supporting continuous learning, predictive analytics, governance, and enterprise-wide coordination.

As industrial autonomous systems expand across multiple assets, facilities, and operational domains, intelligence must extend beyond immediate control and localized decision-making. While embedded devices, IoT networks, and edge platforms focus primarily on real-time operation and situational awareness, cloud-assisted AI provides the large-scale computational resources and organizational perspective necessary to support enterprise-wide learning, optimization, and governance. By consolidating information from distributed systems and applying advanced analytical capabilities, cloud platforms enable organizations to discover patterns, coordinate resources, refine AI models, and establish consistent operational policies across broad industrial ecosystems. Understanding these responsibilities requires examining both the capabilities and constraints of cloud-based intelligence within the larger industrial architecture. The following table summarizes the principal characteristics and architectural considerations associated with Cloud-Assisted AI in industrial autonomy.

Table 9.3-B4 – Characteristics and Architectural Considerations of Cloud-Assisted AI in Industrial Autonomy provides a systematic overview of the major functions, benefits, and implementation considerations associated with cloud-based intelligence platforms. The table examines how cloud resources support large-scale model development, enterprise-wide analytics, digital-twin environments, fleet coordination, governance management, and continuous learning across distributed industrial systems. It also highlights the operational and architectural trade-offs associated with centralized intelligence, including communication dependencies, data governance requirements, cybersecurity considerations, and regulatory obligations. Together, these characteristics demonstrate why cloud-assisted AI occupies the highest level of the industrial cognitive hierarchy and serves as the strategic intelligence layer of autonomous industrial operations.

Table 9.3-B4 – Characteristics and Architectural Considerations of Cloud-Assisted AI in Industrial Autonomy

Architectural Aspect	Description	Operational Benefits	Primary Constraints	Representative Industrial Applications
Cloud-Scale Data Aggregation	Consolidates telemetry, events, operational records, images, and sensor data from multiple assets and facilities.	Enterprise-wide visibility and broader situational awareness.	Communication dependence, data integration complexity, privacy requirements.	Multi-site manufacturing, utility networks, logistics operations.
Large-Scale Model Training	Trains AI models using extensive historical and cross-domain datasets.	Improved model accuracy, generalization, and scalability.	High computational cost, governance requirements, training-data quality concerns.	Predictive maintenance, industrial foundation models, perception systems.
Continuous Model Evolution	Supports ongoing model refinement, validation, deployment, monitoring, and retirement.	Enables adaptation to changing operational conditions and equipment behavior.	Requires rigorous lifecycle management and rollback capabilities.	Enterprise AI operations, industrial MLOps platforms.
Cross-Facility Learning	Integrates knowledge and analytical insights across multiple locations and assets.	Accelerates organizational learning and knowledge transfer.	Regulatory, privacy, and data-governance constraints.	Global manufacturing enterprises, utility operators.

Fleet Coordination	Coordinates autonomous vehicles, drones, robots, and distributed equipment.	Improved resource utilization, scheduling efficiency, and operational consistency.	Connectivity dependence and synchronization requirements.	Autonomous fleets, warehouse automation, logistics networks.
Predictive Analytics and Forecasting	Performs long-horizon analysis of operational, maintenance, and business conditions.	Supports proactive decision-making and strategic planning.	Forecast uncertainty and dependence on model assumptions.	Capacity planning, energy forecasting, maintenance optimization.
Digital Twins and Simulation	Maintains virtual representations of assets, facilities, and operational environments.	Enables scenario analysis, risk assessment, and planning support.	Model fidelity limitations and simulation uncertainty.	Smart factories, infrastructure management, industrial planning.
Enterprise Optimization	Evaluates performance across assets, facilities, and operational domains.	Optimizes production, maintenance, logistics, and resource utilization.	Requires accurate enterprise-wide data integration.	Production optimization, supply-chain coordination.
Policy Governance and Compliance	Maintains centralized management of models, policies, permissions, and audit records.	Improves governance, traceability, compliance, and security.	Additional administrative and cybersecurity requirements.	Regulated industrial environments, critical infrastructure.
Model Lifecycle Management	Controls deployment, updates, validation, rollback, and	Preserves operational stability while enabling	Validation complexity and	Enterprise AI deployment systems.

	retirement of AI models.	continuous improvement.	compatibility management.	
Strategic Intelligence Layer	Provides enterprise-wide learning, optimization, forecasting, and governance capabilities.	Enables organization-level coordination and continuous learning.	Unsuitable for latency-critical control functions.	Industry 4.0 ecosystems, large-scale autonomous operations.

Table 9.3-B4 illustrates that Cloud-Assisted AI fulfills a fundamentally different role from the lower layers of the industrial AI architecture. Whereas on-device, IoT-centric, and edge-based systems focus on immediate operational awareness and local decision-making, cloud-assisted AI operates at a broader organizational scale. Its primary purpose is to transform large volumes of distributed operational information into strategic intelligence that supports learning, optimization, governance, and long-term decision-making across entire industrial ecosystems.

The first entries in the table emphasize **Cloud-Scale Data Aggregation**, which serves as the foundation of cloud-assisted intelligence. Industrial enterprises often operate numerous machines, production lines, facilities, vehicles, and infrastructure assets that continuously generate operational data. Cloud platforms provide a centralized environment in which these diverse information sources can be collected, integrated, and analyzed collectively. By consolidating data originating from multiple operational domains, cloud-assisted AI can reveal relationships and trends that may be difficult to detect from isolated local observations.

Closely related to this capability is **Large-Scale Model Training**, which leverages extensive computational resources and historical datasets to develop sophisticated AI models. Unlike embedded devices or edge servers, which are constrained by local computational resources, cloud environments can support computationally intensive training workflows involving large datasets, multimodal inputs, and complex model architectures. This capability enables organizations to develop predictive-maintenance models, perception systems, industrial foundation models, and forecasting tools that benefit from broad operational experience accumulated across multiple facilities and assets.

The table also highlights the importance of **Continuous Model Evolution**. Industrial environments are dynamic, and AI models must adapt to changing equipment conditions, operational procedures, environmental influences, and evolving workloads. Cloud-assisted AI supports structured model refinement through monitoring, validation, deployment

management, and lifecycle governance. Importantly, the table emphasizes that continuous learning does not imply uncontrolled updates. Instead, model improvements must be validated, tested, and managed through formal deployment processes to preserve operational stability and safety.

Another significant capability is **Cross-Facility Learning**, which allows knowledge acquired in one operational environment to benefit others. By analyzing information collected from multiple facilities, organizations can identify recurring operational patterns, accelerate model improvement, and transfer successful optimization strategies across geographically distributed operations. This collective-learning capability significantly enhances organizational efficiency and promotes consistency throughout large industrial enterprises.

The entries associated with **Fleet Coordination** and **Predictive Analytics and Forecasting** demonstrate how cloud-assisted AI extends intelligence beyond individual assets. Large fleets of robots, vehicles, drones, and industrial machines generate information that can be analyzed collectively to improve scheduling, maintenance planning, resource allocation, and operational efficiency. Furthermore, cloud platforms can evaluate trends over extended time horizons, supporting forecasts related to energy demand, production requirements, equipment degradation, and operational risk. Such analytical capabilities enable organizations to move from reactive management toward predictive and proactive decision-making.

The table also identifies **Digital Twins and Simulation** as a major cloud-enabled capability. Digital twins combine operational telemetry, equipment models, historical information, and predictive analytics to create virtual representations of physical systems. These environments allow organizations to evaluate alternative operating strategies, test hypothetical scenarios, and estimate the consequences of future events before implementing changes in real-world systems. However, as noted in the table, simulation outputs remain dependent upon model fidelity and underlying assumptions, requiring validation against actual operating conditions before supporting consequential decisions.

The role of **Enterprise Optimization** further illustrates the strategic nature of cloud-assisted intelligence. By integrating information across multiple operational domains, cloud platforms can identify opportunities to improve production efficiency, maintenance scheduling, supply-chain performance, logistics coordination, and resource utilization. Such optimization activities extend beyond the scope of individual assets and focus instead on maximizing performance across entire organizations or industrial ecosystems.

An equally important set of responsibilities involves **Policy Governance and Compliance** and **Model Lifecycle Management**. As industrial AI deployments grow in scale and complexity,

organizations require centralized mechanisms for controlling model versions, deployment procedures, cybersecurity policies, access permissions, compliance documentation, and audit records. Cloud platforms provide a governance framework that ensures distributed autonomous systems remain aligned with organizational requirements, regulatory obligations, and operational constraints. Through centralized management of policies and approved models, cloud-assisted AI supports consistency and accountability across distributed operations.

The table also highlights several important limitations associated with cloud-based architectures. Communication infrastructure remains essential for transmitting information between operational assets and cloud platforms. Bandwidth limitations, network disruptions, cybersecurity requirements, and data-residency regulations may constrain the degree to which workloads can rely on centralized resources. Consequently, cloud-assisted AI functions as a complement to local and edge intelligence rather than a replacement for them. Time-critical perception and control functions generally remain within lower architectural tiers, while cloud platforms focus on strategic analysis, learning, and governance.

The final row identifies Cloud-Assisted AI as the **Strategic Intelligence Layer** of industrial autonomy. This designation reflects its primary role in coordinating enterprise-wide learning, optimization, governance, and long-term planning. Unlike lower layers that focus on immediate operational execution, cloud-assisted AI generates the broader organizational intelligence necessary to improve system performance, guide future decisions, and support continuous improvement across large industrial ecosystems.

Viewed collectively, Table 9.3-B4 demonstrates that cloud-assisted AI enhances industrial autonomy by providing capabilities that exceed the scope of localized computational platforms. Through large-scale learning, predictive analytics, digital-twin technologies, governance management, and enterprise-wide optimization, cloud systems transform distributed operational information into strategic knowledge. When integrated with on-device, IoT-centric, and edge-based intelligence, cloud-assisted AI completes the industrial cognitive hierarchy by supplying the learning, coordination, and governance functions required for sustained autonomous operation at organizational scale.

Table 9.3-B4 identifies the principal functions, benefits, and constraints that characterize Cloud-Assisted AI within industrial autonomous systems. These capabilities include large-scale data aggregation, model lifecycle management, predictive analytics, digital-twin support, enterprise optimization, and governance coordination. While the table examines these capabilities individually, their full value emerges through their interaction within a unified cloud-intelligence ecosystem. Cloud-assisted AI does not simply provide additional computational resources; it connects distributed operational experiences, enterprise knowledge, policy management, and

continuous learning into a coordinated strategic framework. Figure 9.3-B4 illustrates this integrated architecture and demonstrates how information collected from distributed industrial assets is transformed into enterprise intelligence, governance policies, and validated AI improvements that are subsequently distributed back to operational systems.

Figure 9.3-B4 – Cloud-Assisted AI: Global Optimization, Policy Governance, and Continuous Learning presents a conceptual architecture illustrating how cloud platforms support enterprise-scale intelligence across industrial autonomous systems. The figure shows the progression from distributed operational data collection through cloud-based analytics, model development, digital-twin simulation, enterprise optimization, governance management, and controlled distribution of approved models and policies. By integrating learning, optimization, governance, and feedback mechanisms within a single framework, the architecture demonstrates how cloud-assisted AI transforms operational information into strategic knowledge that can be shared across an entire industrial ecosystem.

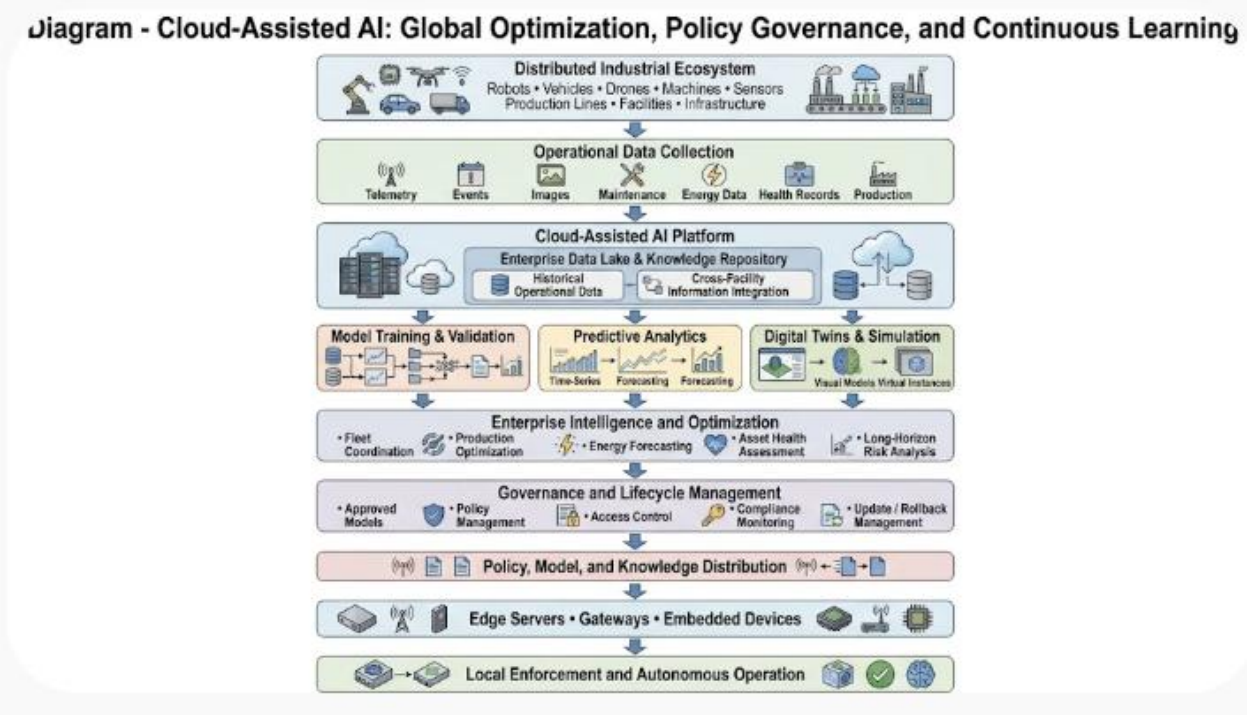

Figure 9.3-B4 – Cloud-Assisted AI: Global Optimization, Policy Governance, and Continuous Learning

Operational information generated by distributed industrial assets is aggregated within cloud platforms and integrated into enterprise-scale data repositories. Cloud-based AI systems perform large-scale model training, predictive analytics, digital-twin simulation, and cross-facility optimization to generate strategic intelligence. Governance and lifecycle-management mechanisms ensure that models, policies, and operational constraints are validated, monitored, and controlled before distribution to edge systems and

embedded devices. The resulting architecture establishes a continuous learning cycle that supports enterprise-wide optimization, coordinated autonomy, and long-term operational improvement.

Legend

Element	***Description***
Distributed Industrial Ecosystem	*Collection of robots, vehicles, drones, machines, sensors, production lines, facilities, and infrastructure assets that generate operational information.*
Operational Data Collection	*Acquisition of telemetry, events, images, maintenance records, energy data, health indicators, and production information from distributed assets.*
Cloud-Assisted AI Platform	*Centralized computing environment responsible for enterprise-scale learning, optimization, and governance.*
Enterprise Data Lake & Knowledge Repository	*Consolidated storage and integration environment for operational, historical, and cross-facility information.*
Historical Operational Data	*Long-term operational records used for analysis, forecasting, model development, and trend identification.*
Cross-Facility Information Integration	*Correlation of information originating from multiple facilities, assets, or operational domains.*
Model Training & Validation	*Development, testing, and approval of AI models using aggregated enterprise data.*
Predictive Analytics & Forecasting	*Analysis of future asset behavior, production requirements, operational risks, and organizational performance.*
Digital Twins & Simulation	*Virtual representations used to evaluate alternative operating conditions, strategies, and future scenarios.*
Enterprise Intelligence and Optimization	*Higher-level analytical processes supporting organizational planning and operational improvement.*

Fleet Coordination	*Optimization and management of distributed autonomous vehicles, robots, drones, and mobile assets.*
Production Optimization	*Enterprise-wide improvement of manufacturing capacity, throughput, efficiency, and resource utilization.*
Energy Forecasting	*Prediction of future energy demand and support for load-balancing decisions.*
Asset Health Assessment	*Enterprise-scale evaluation of equipment condition and degradation trends.*
Long-Horizon Risk Analysis	*Assessment of future operational risks using historical, predictive, and simulated information.*
Governance and Lifecycle Management	*Centralized oversight of AI models, operational policies, compliance requirements, and deployment procedures.*
Approved Models	*Authorized AI models that have completed required validation and approval processes.*
Policy Management	*Definition and administration of operational rules, autonomy limits, and governance requirements.*
Access Control	*Management of permissions governing access to systems, data, and AI resources.*
Compliance Monitoring	*Verification that operations and AI deployments satisfy regulatory and organizational requirements.*
Update / Rollback Management	*Controlled deployment, replacement, recovery, and retirement of AI models and policies.*
Policy, Model, and Knowledge Distribution	*Dissemination of validated intelligence, governance controls, and model updates to operational systems.*
Edge Servers, Gateways, and Embedded Devices	*Distributed computational resources that receive approved models and policies from cloud systems.*

Local Enforcement and Autonomous Operation	*Application of operational policies and execution of autonomous behavior within validated local constraints.*

Figure 9.3-B4 illustrates Cloud-Assisted AI as the strategic intelligence layer of the industrial cognitive hierarchy. Unlike lower architectural layers that focus on local sensing, immediate perception, or facility-level analytics, the cloud layer concentrates on enterprise-wide learning, large-scale optimization, policy governance, and long-term operational improvement. The figure demonstrates how distributed operational information is transformed into organizational knowledge and subsequently returned to industrial systems as validated intelligence, governance controls, and optimized operational guidance.

The figure begins with the **Distributed Industrial Ecosystem**, which encompasses robots, vehicles, drones, industrial equipment, production systems, sensors, and infrastructure assets operating across one or more facilities. These assets continuously generate operational information describing equipment health, environmental conditions, production activities, maintenance events, energy utilization, and system performance. Collectively, these distributed data sources provide the raw material for enterprise-scale intelligence generation.

The next layer, **Operational Data Collection**, consolidates telemetry, events, images, maintenance records, energy measurements, health indicators, and production information originating from throughout the industrial environment. This layer reflects one of the principal advantages of cloud-assisted architectures: the ability to analyze information across operational boundaries rather than limiting analysis to individual devices or facilities.

The information is then transferred to the **Cloud-Assisted AI Platform**, which serves as the primary computational environment for strategic intelligence generation. At the center of this platform is the **Enterprise Data Lake and Knowledge Repository**, where operational information is integrated with historical datasets and cross-facility observations. This consolidated information base provides the foundation for advanced analytics that require broad organizational context.

The figure highlights three major analytical functions performed within the cloud environment: **Model Training and Validation**, **Predictive Analytics and Forecasting**, and **Digital Twins and Simulation**. Model-training activities use aggregated data to develop and refine AI models capable of supporting predictive maintenance, asset optimization, forecasting, perception enhancement, and other intelligent functions. Predictive analytics extends this capability by identifying future trends, estimating risks, and forecasting operational performance. Digital twins further expand enterprise intelligence by enabling simulation-based evaluation of

alternative operating strategies and future scenarios before changes are implemented in real systems.

The outputs of these analytical processes converge within the **Enterprise Intelligence and Optimization** layer. This layer transforms analytical findings into organizationally relevant decisions and recommendations. Fleet coordination, production optimization, energy forecasting, asset-health management, and long-horizon risk assessment all exemplify the broader strategic perspective that distinguishes cloud-assisted AI from lower architectural layers. Rather than optimizing a single asset or facility, cloud intelligence seeks to improve performance across the entire industrial ecosystem.

A particularly important feature of the figure is the **Governance and Lifecycle Management** layer. This section emphasizes that cloud-assisted AI is responsible not only for learning and optimization but also for controlling how intelligence is deployed and managed throughout the organization. Approved models, policy management, access control, compliance monitoring, and update-management functions ensure that distributed autonomous systems remain aligned with organizational objectives, cybersecurity requirements, regulatory obligations, and operational constraints.

The governance layer produces **Policy, Model, and Knowledge Distribution**, which represents the downward flow of validated intelligence. Rather than directly controlling operational behavior, the cloud distributes approved models, policies, optimization recommendations, and governance constraints to operational systems. This distinction reinforces an important architectural principle: centralized intelligence and governance do not require centralized real-time control.

The final layers, **Edge Servers, Gateways, and Embedded Devices** and **Local Enforcement and Autonomous Operation**, demonstrate how governance and intelligence are ultimately applied throughout the industrial environment. Local systems retain responsibility for operational execution, safety enforcement, and real-time decision-making. Even when communication with cloud resources becomes unavailable, validated policies and approved models remain locally available, allowing autonomous systems to continue operating within authorized boundaries.

Viewed as a whole, Figure 9.3-B4 illustrates a continuous enterprise-learning cycle. Distributed assets generate operational information, cloud platforms transform that information into strategic intelligence, governance mechanisms validate and manage resulting policies and models, and approved improvements are distributed back to operational systems. This cycle enables industrial organizations to continuously improve performance, coordinate distributed resources, maintain governance compliance, and refine AI capabilities over time. The figure

therefore reinforces the central theme of the subsection: Cloud-Assisted AI functions as the **strategic intelligence layer** that enables global optimization, policy governance, and continuous learning across the industrial autonomy ecosystem.

Digital twins and simulation-driven planning. Cloud platforms can also maintain and coordinate digital representations of industrial assets, production processes, facilities, and autonomous fleets.

AI-powered digital twins combine operational telemetry, equipment models, simulation environments, and predictive analytics to evaluate possible future operating conditions.

For example, a cloud-based industrial digital twin may simulate the consequences of equipment failure, changes in production demand, energy-price fluctuations, or disruptions in autonomous material transportation.

The system can compare alternative operating strategies before recommendations are transmitted to local industrial systems.

However, simulation results are estimates based on model assumptions and available data. They must be evaluated for fidelity and validated against real operating conditions before being used to support consequential operational decisions.

Centralized policy governance and distributed enforcement. Cloud-assisted AI also provides an enterprise-level framework for managing model versions, operational policies, access permissions, and autonomy boundaries.

A centralized governance platform may maintain:

- Approved AI model versions and deployment records.
- Equipment-specific operating policies.
- Data access and privacy requirements.
- Cybersecurity and identity-management rules.
- Autonomy permissions and operational constraints.
- Model performance and drift-monitoring requirements.
- Compliance evidence and audit histories.
- Procedures for model updates, rollback, and retirement.

Policies can be distributed to edge servers, gateways, and embedded devices, where local enforcement mechanisms apply them according to the capabilities and operating conditions of each asset.

Importantly, centralized governance does not require centralized real-time control. Local systems must retain the ability to enforce previously validated operating constraints during communication interruptions. Cloud platforms define and coordinate enterprise-level policy, while local controllers and safety mechanisms enforce applicable operational requirements.

Cloud-assisted AI is therefore the **strategic intelligence layer** of industrial autonomy: global, predictive, learning-oriented, governance-driven, and capable of coordinating distributed autonomous resources.

v. Integrated Architecture: Combining the Four Patterns Across the Industrial AI Continuum

Although the four reference architecture patterns can be examined independently, their greatest value emerges when they operate together as components of a coordinated industrial intelligence ecosystem. Modern autonomous systems rarely rely on a single architectural pattern. Instead, they combine on-device AI, IoT-centric AI, hybrid edge–cloud AI, and cloud-assisted AI to distribute computational responsibilities according to latency requirements, communication constraints, scalability objectives, and operational priorities.

Within this architecture, on-device AI supports immediate perception and low-latency response, IoT-centric AI provides distributed sensing and semantic aggregation, hybrid edge–cloud AI coordinates computational resources across multiple execution tiers, and cloud-assisted AI delivers enterprise-scale learning, optimization, and governance. Together, these complementary layers form a continuous industrial AI continuum in which information, intelligence, policies, and learning processes flow across multiple levels of the architecture.

Although the four reference architecture patterns can be examined independently, their greatest value emerges when they operate together as components of a coordinated industrial intelligence ecosystem. Modern autonomous systems rarely rely on a single architectural pattern. Instead, they combine on-device AI, IoT-centric AI, hybrid edge-cloud AI, and cloud-assisted AI to distribute computational responsibilities according to latency requirements, communication constraints, scalability objectives, and operational priorities. Each pattern contributes unique capabilities, yet their effectiveness depends on how well they interact across the broader edge-cloud continuum. Understanding these relationships requires a comparative perspective that examines the distinct role played by each architectural layer within the overall industrial AI hierarchy. The following table summarizes the primary intelligence locations, responsibilities, and design priorities associated with the four reference architecture patterns.

Table 9.3-B5 – Comparative Roles of the Four Reference AI Architecture Patterns Across the Industrial AI Continuum provides a consolidated view of how intelligence is distributed throughout modern industrial autonomous systems. The table compares the four reference architecture patterns according to where intelligence is primarily located, the responsibilities assigned to each layer, and the operational priorities that guide their design. Rather than representing competing alternatives, these patterns occupy complementary positions within the industrial cognitive hierarchy. Collectively, they enable organizations to balance low-latency responsiveness, scalable sensing, adaptive computation, and enterprise-wide learning across complex operational environments.

Table 9.3-B5 – Comparative Roles of the Four Reference AI Architecture Patterns Across the Industrial AI Continuum

Architectural Pattern	Primary Intelligence Location	Principal Responsibilities	Dominant Design Priorities
On-Device AI	Embedded processors within physical assets	Local perception, rapid inference, equipment monitoring, immediate decision support	Latency, energy efficiency, local reliability
IoT-Centric AI	Intelligent sensors, microcontrollers, and gateways	Distributed sensing, lightweight analytics, event detection, semantic aggregation	Bandwidth, scalability, low power
Hybrid Edge–Cloud AI	Embedded devices, gateways, and edge/cloud resources	Split inference, workload partitioning, adaptive offloading, multi-device coordination	Latency, computational capacity, communication reliability
Cloud-Assisted AI	Centralized or distributed cloud platforms	Model training, global prediction, digital twins, enterprise optimization, governance	Scalability, learning capacity, global coordination

Table 9.3-B5 demonstrates that industrial autonomy is achieved not through a single computational architecture but through the coordinated interaction of multiple intelligence layers. Each architectural pattern is optimized for a distinct set of operational objectives and

constraints, contributing specialized capabilities that support different aspects of perception, analysis, decision-making, coordination, and learning. Viewed together, these layers form a continuum of intelligence extending from direct interaction with the physical environment to enterprise-scale optimization and governance.

The first row identifies **On-Device AI**, which positions intelligence directly within physical assets such as robots, autonomous vehicles, drones, industrial machines, and embedded controllers. Because these systems operate closest to the physical process, they prioritize immediate perception, rapid inference, equipment monitoring, and low-latency decision support. The dominant design considerations for this layer include response time, energy efficiency, and local reliability. Consequently, on-device AI functions as the reflexive intelligence layer responsible for responding quickly to local events and changing environmental conditions.

The second row describes **IoT-Centric AI**, which distributes lightweight intelligence across intelligent sensors, microcontrollers, and gateways. Rather than focusing on individual autonomous assets, IoT-centric architectures emphasize broad operational visibility through distributed sensing and localized analytics. Their primary responsibilities include event detection, semantic data reduction, distributed monitoring, and information aggregation. Because large-scale IoT deployments often involve thousands of interconnected devices, bandwidth efficiency, scalability, and low-power operation become dominant architectural priorities. As a result, IoT-centric AI serves as the distributed sensing and aggregation layer of the industrial ecosystem.

The third row introduces **Hybrid Edge–Cloud AI**, which coordinates intelligence across embedded devices, gateways, edge servers, and cloud resources. This layer supports split inference, workload partitioning, adaptive offloading, and multi-device coordination. Unlike on-device or IoT-centric architectures, hybrid systems continuously balance computational demands against communication costs and operational constraints. Their design priorities emphasize latency management, computational capacity, and communication reliability. Consequently, hybrid architectures function as the distributed coordination layer that enables intelligent workload placement and scalable computational collaboration.

The fourth row presents **Cloud-Assisted AI**, which occupies the highest level of the industrial cognitive hierarchy. Cloud platforms provide the computational resources required for large-scale model training, predictive analytics, digital twins, enterprise optimization, and governance management. Because cloud systems analyze information collected across facilities, fleets, and operational domains, their design priorities emphasize scalability, learning capacity, and global coordination. This architectural layer therefore serves as the strategic intelligence layer responsible for enterprise-wide learning, optimization, and long-term planning.

A particularly important observation arising from the table is that the four patterns exhibit a progression in both **scope** and **responsibility**. As intelligence moves upward through the architecture, the focus shifts from immediate operational responsiveness toward broader contextual understanding, enterprise coordination, and continuous learning. Conversely, as information moves downward through the hierarchy, strategic intelligence is translated into operational guidance, validated models, governance policies, and executable actions that support real-world system behavior.

The table also illustrates how architectural priorities evolve across the continuum. Lower layers emphasize responsiveness, energy efficiency, and localized decision-making because they interact directly with physical processes. Higher layers increasingly prioritize scalability, computational capacity, long-term optimization, and organizational governance because they operate across much broader operational domains. No single architecture can simultaneously optimize all of these objectives. The industrial AI continuum therefore distributes responsibilities across multiple layers, allowing each tier to focus on the functions it can perform most effectively.

Viewed collectively, Table 9.3-B5 reinforces a central principle of industrial autonomy: intelligence is most effective when distributed according to operational requirements rather than concentrated within a single computational location. On-device AI provides immediacy, IoT-centric AI provides scale, hybrid edge-cloud AI provides coordination, and cloud-assisted AI provides learning and governance. Together, these complementary layers form a continuously interacting industrial intelligence ecosystem capable of supporting responsive, resilient, scalable, and adaptive autonomous operations.

While Table 9.3-B5 compares the four reference AI architecture patterns according to their primary objectives, processing locations, intelligence characteristics, and industrial applications, real-world industrial systems rarely operate through a single architectural paradigm in isolation. Instead, modern industrial AI environments integrate multiple forms of intelligence operating simultaneously across diverse computational layers. Data generated at machines and sensors are progressively enriched, aggregated, analyzed, and transformed into decisions at increasingly broader organizational scales, while strategic insights and policies flow downward to influence operational behavior. Figure 9.3-B5 illustrates this integrated perspective by presenting the Industrial AI Continuum as a coordinated, multi-layer intelligence architecture that unifies on-device, IoT-centric, hybrid edge-cloud, and cloud-assisted AI capabilities into a continuous learning and feedback ecosystem.

The Industrial AI Continuum provides a holistic framework for understanding how intelligence is distributed across interconnected industrial computing environments. Rather than viewing AI

deployment as a single location-specific capability, the continuum conceptualizes intelligence as a layered ecosystem in which computational responsibilities are allocated according to latency requirements, data volumes, communication constraints, and decision-making scope. Lower layers emphasize real-time operational responsiveness close to physical assets, whereas higher layers focus on enterprise-wide optimization, strategic planning, and organizational learning. Together, these layers form a closed-loop architecture that supports continuous adaptation and performance improvement throughout industrial operations.

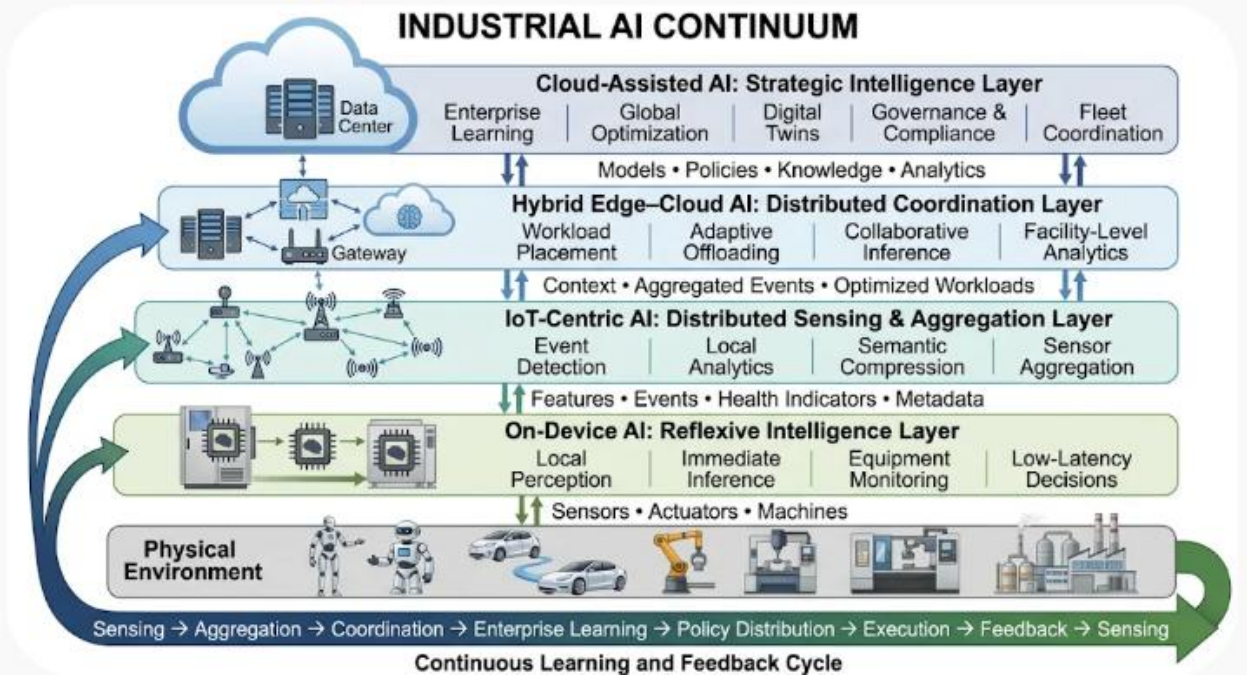

Figure 9.3-B5 – Integrated Industrial AI Continuum: Coordination Across On-Device, IoT, Edge, and Cloud Intelligence Layers

The Industrial AI Continuum illustrates the hierarchical distribution of intelligence across four interconnected computational layers. On-device AI provides local sensing and real-time decision-making at machines and equipment; IoT-centric AI aggregates and contextualizes distributed sensor information; hybrid edge-cloud AI coordinates workloads and collaborative analytics across networked environments; and cloud-assisted AI enables enterprise-level learning, optimization, governance, and strategic decision support. Bidirectional information flows facilitate continuous learning, policy dissemination, operational execution, and feedback across the entire industrial ecosystem.

Legend

Layer	***Primary Function***	***Representative Capabilities***
Physical Environment	*Operational domain generating data and executing actions*	*Machines, robots, vehicles, production systems, sensors, and actuators*
On-Device AI: Reflexive Intelligence Layer	*Immediate local intelligence at the asset level*	*Local perception, real-time inference, equipment monitoring, low-latency control*
IoT-Centric AI: Distributed Sensing and Aggregation Layer	*Collection and contextualization of distributed operational data*	*Event detection, local analytics, semantic compression, sensor aggregation*
Hybrid Edge-Cloud AI: Distributed Coordination Layer	*Coordination and optimization across distributed computing resources*	*Workload placement, adaptive offloading, collaborative inference, facility-level analytics*
Cloud-Assisted AI: Strategic Intelligence Layer	*Enterprise-wide learning and strategic decision support*	*Enterprise learning, digital twins, global optimization, governance and compliance, fleet coordination*
Upward Information Flow	*Data abstraction and knowledge formation*	*Features, events, indicators, aggregated context, analytics, models*
Downward Information Flow	*Operational guidance and policy dissemination*	*Models, policies, optimization directives, execution instructions*
Continuous Feedback Cycle	*Closed-loop learning mechanism*	*Sensing → Aggregation → Coordination → Learning → Policy Distribution → Execution → Feedback*

Figure 9.3-B5 demonstrates that industrial artificial intelligence is most effective when intelligence is distributed across multiple computational layers rather than concentrated within

a single architectural location. Each layer contributes distinct capabilities that collectively support operational responsiveness, organizational learning, and system-wide optimization.

At the foundation, the **physical environment** comprises the industrial assets that generate data and execute actions, including production equipment, robots, vehicles, and manufacturing systems. Directly above this layer, **On-Device AI** functions as a reflexive intelligence layer that enables immediate perception, monitoring, and control. Because computation occurs directly on or near the machine, decisions can be executed with minimal latency, making this layer suitable for safety-critical and time-sensitive tasks.

The next layer, **IoT-Centric AI**, expands the scope of intelligence by connecting multiple devices and sensors into a distributed sensing network. Rather than focusing solely on individual asset behavior, this layer detects events, performs localized analytics, compresses and enriches data, and creates contextual awareness across groups of industrial assets. As a result, raw operational signals are transformed into meaningful information that can support broader analytical processes.

Above the IoT layer, **Hybrid Edge-Cloud AI** serves as a distributed coordination mechanism that balances computational workloads between edge resources and centralized cloud infrastructure. This layer introduces collaborative intelligence by enabling workload placement, adaptive offloading, and coordinated inference across geographically distributed facilities. Consequently, it provides a practical compromise between the responsiveness of local processing and the computational power of large-scale cloud resources.

At the highest level, **Cloud-Assisted AI** functions as the strategic intelligence layer. Here, data from across the organization are synthesized into enterprise knowledge, predictive models, digital twins, optimization strategies, and governance mechanisms. Decisions at this level typically operate across longer planning horizons and broader organizational scopes, supporting activities such as fleet coordination, enterprise-wide optimization, regulatory compliance, and continuous model improvement.

The figure also emphasizes the importance of **bidirectional information flow**. Upward flows transform operational observations into progressively higher levels of abstraction, moving from sensor measurements to features, events, contextual information, analytics, and enterprise knowledge. Conversely, downward flows disseminate policies, optimization strategies, learned models, and operational directives that influence behavior throughout lower layers of the system.

Most importantly, the Industrial AI Continuum is not merely hierarchical but **cyclical**. The continuous learning and feedback loop depicted at the bottom of the figure demonstrates how

operational outcomes are continually reintegrated into the learning process. Through this mechanism, industrial AI systems evolve over time, improving both local decision quality and enterprise-level intelligence. The continuum therefore represents a dynamic architecture in which sensing, analysis, coordination, learning, execution, and feedback operate as mutually reinforcing processes that support adaptive and resilient industrial operations.

Representative Operational Sequence Across the Edge–Cloud Continuum. The interaction among on-device, IoT-centric, hybrid, and cloud-assisted AI architectures becomes clearer when examined through a representative industrial operating scenario. Consider a modern industrial facility containing autonomous mobile robots, robotic production equipment, environmental sensing networks, smart gateways, edge servers, and autonomous aerial inspection systems. Although each subsystem performs specialized functions, effective autonomy emerges through the coordinated interaction of all computational tiers rather than through any individual AI component operating in isolation.

A typical operational sequence may proceed as follows:

- **Local Sensing and Perception.** Embedded sensors and on-device AI models continuously observe the physical environment, monitor equipment conditions, detect obstacles, estimate machine states, and identify unusual operational behaviors. At this stage, latency-sensitive perception and reflexive decision-making occur directly on the device to support immediate responses and safety-critical control actions.
- **Distributed Sensing Intelligence.** IoT nodes perform localized filtering, anomaly detection, feature extraction, and semantic compression. Rather than transmitting raw sensor streams continuously, these devices generate higher-value information representations that reduce communication overhead while preserving essential operational insights. Industrial gateways aggregate observations from multiple assets and coordinate the flow of relevant information to higher computational layers.
- **Edge-Level Coordination and Analytics.** Edge servers correlate data originating from robots, sensors, production equipment, and inspection systems. They perform more computationally intensive inference tasks, support facility-level situational awareness, coordinate autonomous assets, and execute operational decisions requiring broader contextual understanding than can be achieved by individual devices.
- **Cloud-Scale Intelligence and Optimization.** Selected operational data, performance metrics, and anomaly reports are transmitted to cloud platforms. Here, large-scale AI models analyze historical trends, evaluate facility-wide and fleet-wide behavior, forecast equipment degradation, optimize resource allocation, coordinate distributed assets, and

assess alternative operational strategies using predictive analytics and digital-twin simulations.

- **Model, Policy, and Knowledge Distribution.** Once validated, newly trained models, optimization recommendations, safety constraints, and governance-approved policy updates are propagated back through the architecture. Cloud intelligence informs edge systems, gateways, and embedded devices through controlled deployment mechanisms designed to preserve safety, compatibility, and operational continuity.
- **Local Execution and Continuous Feedback.** Embedded systems implement approved updates within their validated operational boundaries and continue executing local inference and control functions. The resulting operational outcomes, performance measurements, and environmental observations are subsequently returned to edge and cloud platforms, creating new information for analysis, model refinement, and future optimization cycles.

Collectively, these activities create a continuous intelligence cycle that can be represented conceptually as

Local Sensing and Inference → Distributed Aggregation → Edge Coordination → Cloud Intelligence → Validated Model and Policy Updates → Local Execution → Continuous Feedback → Local Sensing and Inference

This sequence illustrates a fundamental principle of Physical AI: industrial autonomy is not achieved simply by deploying AI models on different processors or computational platforms. Rather, it emerges from a carefully orchestrated architecture in which information, computational workloads, decision authority, governance policies, and learning processes are distributed according to operational requirements and system constraints. Embedded devices provide immediacy and responsiveness; gateways provide aggregation and local intelligence; edge platforms provide coordination and contextual reasoning; and cloud systems provide large-scale learning, optimization, and governance. Together, these layers form a continuous cognitive ecosystem capable of adapting to changing conditions while maintaining performance, safety, and operational reliability across the entire edge–cloud continuum.

Architectural selection must remain application-specific. Not every industrial system requires all four architectural patterns, nor does every function benefit from distribution across multiple computational tiers. A battery-powered sensor may rely primarily on IoT-centric intelligence, while a high-speed robotic system may emphasize on-device inference integrated with deterministic local control. In contrast, a geographically distributed autonomous fleet may require substantial hybrid edge–cloud and cloud-assisted AI capabilities to coordinate

operations across multiple locations.

The appropriate architecture depends on several interconnected factors, including the operational environment, response-time requirements, communication infrastructure, hardware capabilities, safety classification, cybersecurity exposure, and total lifecycle cost. These factors collectively determine the most effective distribution of computational responsibilities among embedded devices, gateways, edge servers, and cloud infrastructure. A well-designed architecture minimizes unnecessary communication and computational overhead while preserving sufficient processing capacity, local autonomy, and coordination capabilities to maintain safe and reliable operation under changing conditions. Ultimately, architectural effectiveness is measured not by the number of computational tiers employed, but by how effectively the selected architecture satisfies the system's functional, operational, security, and safety requirements.

vi. Architectural Significance: The Cognitive Topology of Industrial Autonomy

The four reference patterns collectively establish the **cognitive topology of industrial autonomy**—the structural arrangement through which autonomous systems sense their environments, interpret operational conditions, coordinate decisions, execute authorized actions, and improve their capabilities over time.

Their responsibilities can be summarized through four complementary principles:

- **On-device AI determines what must be understood and processed locally.** It supports immediate perception and low-latency intelligence close to the physical process.
- **IoT-centric AI determines how intelligence is distributed across sensing networks.** It transforms large volumes of raw telemetry into localized analytical information and coordinated observations.
- **Hybrid edge–cloud AI determines how computational workloads are distributed.** It balances local execution with additional edge and cloud resources according to latency, energy, bandwidth, and workload requirements.
- **Cloud-assisted AI determines how intelligence evolves and is coordinated at enterprise scale.** It supports global learning, predictive optimization, digital twins, governance, and cross-facility coordination.

The preceding discussion identified four foundational reference patterns that collectively define how intelligence is distributed throughout industrial AI environments. Although each pattern addresses a different set of computational responsibilities, they are not be viewed as isolated architectures or mutually exclusive deployment options. Instead, they operate together as an

integrated cognitive structure in which sensing, perception, reasoning, coordination, optimization, governance, and learning are distributed across multiple computational layers. Understanding this layered cognitive structure is essential because industrial autonomy emerges not from any single AI model or computing platform, but from the coordinated interaction of embedded devices, sensing networks, edge resources, cloud infrastructures, governance mechanisms, and safety systems. Table 9.3-B6 summarizes how these architectural patterns contribute to the broader cognitive topology of industrial autonomy and illustrates the distinct intelligence functions performed at each layer of the architecture.

Table 9.3-B6 presents the principal cognitive functions distributed across the major industrial AI architecture patterns and supporting operational layers. The table identifies the primary cognitive role associated with each architectural component, its key responsibilities, the AI capabilities typically implemented at that level, and its contribution to enterprise-wide autonomy. Collectively, these functions establish a distributed intelligence architecture that spans local perception, networked awareness, collaborative reasoning, enterprise optimization, governance oversight, continuous learning, and safety assurance. The table serves as a synthesis of the chapter's architectural patterns by illustrating how intelligence is distributed throughout industrial systems rather than concentrated within a single computational environment.

Table 9.3-B6 – Cognitive Topology Functions Across Industrial AI Architecture Patterns

Architecture Pattern	Primary Cognitive Role	Principal Responsibilities	Typical AI Functions	Operational Contribution
On-Device AI	Local perception and immediate interpretation	Direct sensing, signal processing, local inference, low-latency response	Embedded ML, computer vision, anomaly detection, sensor intelligence	Supports real-time responsiveness
IoT-Centric AI	Distributed observational intelligence	Telemetry aggregation, distributed sensing, data filtering, event generation	Edge analytics, sensor fusion, local pattern recognition	Provides situational awareness across sensing networks

Hybrid Edge-Cloud AI	Workload distribution and collaborative intelligence	Resource balancing, intermediate analytics, model execution, adaptive coordination	Federated learning, distributed analytics, dynamic model placement	Balances performance and scalability
Cloud-Assisted AI	Enterprise cognition and global coordination	Learning, optimization, orchestration, governance, knowledge integration	Predictive analytics, digital twins, multimodal AI, enterprise optimization	Enables enterprise-wide intelligence
Local Per	Environmental understanding	Observation of physical conditions and operational states	Vision models, signal classifiers, embedded inference	Establishes operational awareness
Distributed	Shared operational visibility	Telemetry sharing, event fusion, contextual information generation	Sensor fusion, event processing, anomaly aggregation	Connects distributed systems
Enterprise Intelligence	System-level reasoning	Cross-domain analytics, forecasting, optimization, coordination	Knowledge graphs, GNNs, predictive models	Supports enterprise decision-making
Governance Layer	Controlled autonomy	Policy management, compliance enforcement, authorization management	Governance analytics, audit intelligence, risk modeling	Maintains accountability and control
Learning Layer	Organizational adaptation	Model improvement, retraining,	Continuous learning, MLOps,	Enables long-term adaptation

		optimization refinement	lifecycle management	
Safety and	Deterministic protection	Authorization enforcement, constraint validation, independent protection mechanisms	Safety monitoring, verification systems	Preserves operational integrity

Source: *Adapted from distributed AI architectures, edge–cloud computing models, industrial autonomy frameworks, cyber-physical systems research, and enterprise AI governance architectures.*

Understanding the Cognitive Topology of Industrial Autonomy

Table 9.3-B6 illustrates the distribution of intelligence across the industrial AI architecture. Rather than treating autonomy as the product of a single algorithm, platform, or computational tier, the table presents autonomy as a layered cognitive system in which different forms of intelligence operate at different locations within the enterprise.

A central theme represented throughout the table is that each architectural layer performs a specific cognitive function while contributing to a broader organizational capability. Perception, awareness, coordination, optimization, governance, learning, and safety are therefore distributed rather than centralized.

Establishing Immediate Awareness Through On-Device AI

The first architectural pattern identified in the table is **On-Device AI**.

This layer is responsible for local perception and immediate interpretation of physical conditions. Embedded models operating directly on devices, sensors, controllers, robots, and vehicles analyze local data streams in real time and support low-latency responses.

Because these systems operate closest to the physical process, they provide the foundational awareness needed for autonomous behavior. Their primary contribution is responsiveness rather than enterprise-scale reasoning.

Extending Awareness Through IoT-Centric AI

The table identifies **IoT-Centric AI** as the layer responsible for distributed observational intelligence.

Individual devices may possess only a limited understanding of local conditions. IoT-centric architectures extend this awareness by connecting large numbers of sensing nodes and integrating their observations into broader operational views.

Through telemetry collection, event processing, distributed analytics, and sensor coordination, this layer transforms isolated observations into network-level situational awareness.

Coordinating Intelligence Through Hybrid Edge–Cloud AI

The **Hybrid Edge–Cloud AI** layer represents the bridge between local autonomy and enterprise intelligence.

Industrial workloads vary significantly in their computational requirements, latency sensitivities, bandwidth usage, and operational importance. Hybrid architectures determine where intelligence executes and how computational resources are allocated.

By supporting distributed analytics, federated learning, workload orchestration, and resource coordination, this layer enables autonomous systems to balance performance and scalability.

Supporting Enterprise Cognition Through Cloud-Assisted AI

The highest-level architectural pattern represented in the table is **Cloud-Assisted AI**.

This layer performs enterprise-scale reasoning and coordination activities that cannot easily be accomplished by individual devices or facilities operating independently. Cloud-based systems integrate information across multiple operational domains, support digital-twin environments, execute predictive analytics, coordinate resources, manage governance processes, and enable enterprise learning.

Its contribution extends beyond local decision-making to the creation of organization-wide intelligence.

Constructing the Local Perception Layer

The table also introduces the **Local Perception Layer** as a conceptual cognitive function.

This layer encompasses sensing, environmental observation, signal interpretation, and immediate operational awareness. AI models operating at this level are concerned primarily with understanding the current state of nearby physical processes.

Perception therefore represents the entry point through which industrial systems acquire knowledge about their environments.

Building Distributed Context

The **Distributed Context Layer** transforms individual observations into shared awareness.

Events, conditions, measurements, and operational states generated by multiple devices become integrated into broader contextual representations. Through telemetry sharing and event fusion, autonomous systems gain visibility into conditions extending beyond their immediate environments.

This contextual layer establishes the informational foundation required for higher-level reasoning and coordination.

Enabling Enterprise Intelligence

The table identifies the **Enterprise Intelligence Layer** as the level at which broader reasoning occurs.

Forecasting, optimization, dependency analysis, predictive modeling, and cross-domain reasoning allow organizations to understand how multiple systems interact across facilities and operational domains.

This layer shifts the focus from observing events to understanding their significance within a larger operational context.

Maintaining Control Through Governance

The **Governance Layer** provides the mechanisms through which autonomy remains controlled and accountable.

Industrial AI systems must operate within established boundaries involving safety, cybersecurity, compliance, operational authority, and organizational policy. Governance mechanisms define these boundaries while continuously monitoring adherence to them.

This layer ensures that enterprise intelligence remains aligned with organizational objectives and operational requirements.

Supporting Adaptation Through Continuous Learning

A defining characteristic of intelligent industrial systems is the capacity for improvement.

The **Learning Layer** oversees activities such as retraining, model refinement, performance evaluation, lifecycle management, and optimization improvement. Through continuous learning, industrial AI systems adapt to changing environments, evolving operational conditions, and accumulated organizational experience.

Learning therefore serves as the mechanism through which enterprise intelligence evolves over

time.

Preserving Integrity Through Safety and Assurance

The final layer represented in the table is the **Safety and Assurance Layer**.

Unlike optimization and learning functions, safety mechanisms exist to ensure that adaptation remains bounded by validated operational limits. Safety systems, interlocks, protective controllers, verification mechanisms, and independent assurance processes provide deterministic safeguards against unacceptable behavior.

This distinction reinforces an important architectural principle: AI may inform decisions and recommend actions, but independently validated safety mechanisms retain ultimate authority for protective enforcement.

Understanding the Relationship Among Layers

A broader lesson emerging from Table 9.3-B6 is that industrial autonomy is understood as a hierarchy of complementary cognitive functions.

Perception provides awareness. Context provides understanding. Enterprise intelligence provides reasoning. Governance provides control. Learning provides adaptation. Safety provides assurance.

Each layer contributes a different aspect of autonomy, and the effectiveness of the overall architecture depends upon their coordinated interaction.

From Computational Architecture to Cognitive Architecture

The table also illustrates an important conceptual transition.

Industrial AI architectures are often described primarily in terms of hardware platforms, communication networks, and computational resources. Table 9.3-B6 reframes these systems as elements of a cognitive architecture in which different layers perform specialized information-processing functions analogous to perception, memory, reasoning, coordination, learning, and executive control.

This perspective helps explain why multiple architectural patterns are necessary to support complex autonomous behavior.

Overall Significance

Overall, Table 9.3-B6 demonstrates that industrial autonomy emerges from the coordinated interaction of multiple architectural layers rather than from any single AI technology. Through

on-device perception, IoT-enabled awareness, edge–cloud collaboration, enterprise-scale reasoning, governance oversight, continuous learning, and independent safety assurance, industrial AI systems establish a distributed cognitive topology capable of supporting scalable, adaptive, and trustworthy autonomy. The resulting architecture enables organizations to combine local responsiveness with enterprise intelligence while maintaining accountability, operational control, and long-term system reliability.

These patterns represent complementary architectural capabilities rather than competing alternatives. Their coordinated integration enables industrial systems to combine immediate local responsiveness with distributed situational awareness, cross-system coordination, and enterprise-wide intelligence. Each pattern contributes distinct computational and operational capabilities, while their integration establishes a flexible architecture capable of supporting diverse industrial autonomy requirements.

While Table 9.3-B6 summarizes the primary cognitive functions distributed across industrial AI architecture patterns, these functions are best understood when viewed as components of an integrated cognitive topology. In practice, perception, situational awareness, coordination, optimization, governance, safety assurance, and learning continuously interact to support autonomous industrial operations. Intelligence originates at multiple architectural layers, flows across distributed computational environments, and is refined through governance controls and continuous adaptation processes. Figure 9.3-B6 illustrates this broader cognitive structure and demonstrates how embedded intelligence, distributed sensing, edge–cloud collaboration, enterprise reasoning, governance oversight, and independent safety mechanisms collectively form a unified architecture for industrial autonomy.

Figure 9.3-B6 presents the cognitive topology of industrial autonomy and provides a synthesis of the four reference architecture patterns discussed throughout this chapter. The figure illustrates how intelligence is distributed across on-device, IoT, edge, and cloud environments while remaining subject to governance controls, operational authorization processes, safety-assurance mechanisms, and continuous lifecycle management. Rather than depicting a traditional computing hierarchy, the architecture portrays industrial autonomy as a layered cognitive system in which perception, awareness, reasoning, coordination, learning, and control operate across multiple computational and organizational levels. This perspective emphasizes how different forms of intelligence cooperate to support adaptive yet controlled autonomous behavior.

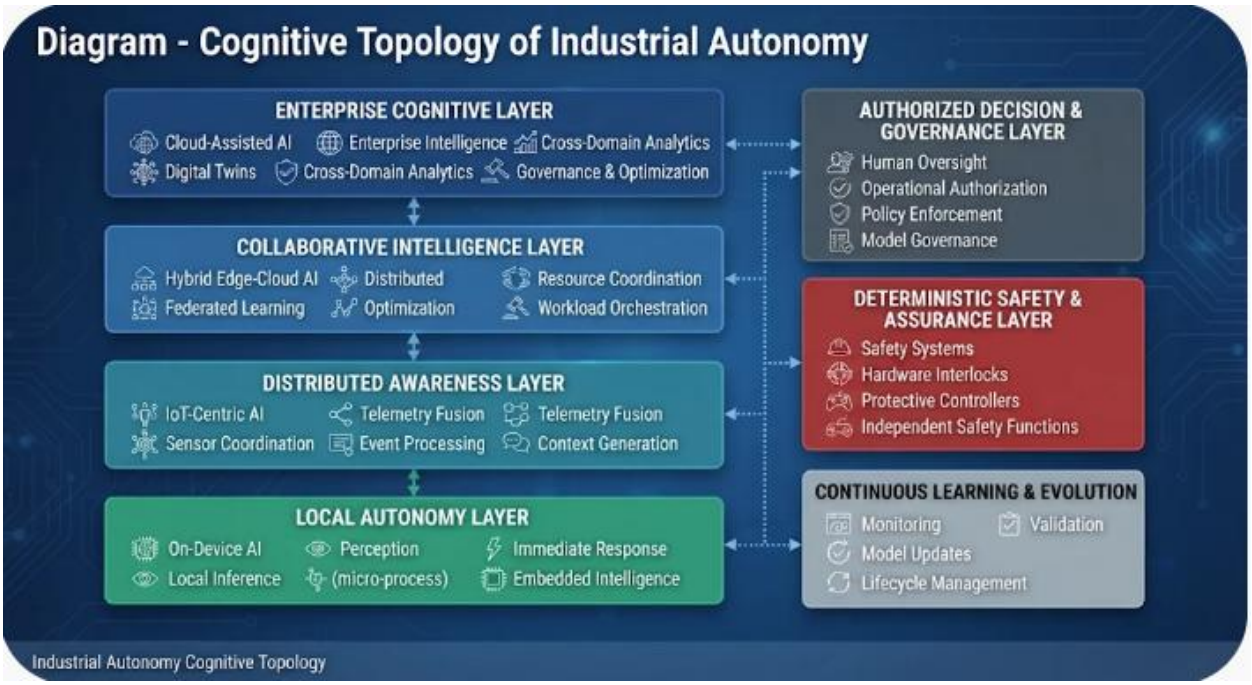

Figure 9.3-B6 – Cognitive Topology of Industrial Autonomy

The figure illustrates the distributed cognitive architecture underlying industrial autonomy. On-device AI provides local perception and immediate response capabilities; IoT-centric AI enables distributed awareness across sensing networks; hybrid edge–cloud AI supports collaborative reasoning, resource coordination, and workload distribution; and cloud-assisted AI delivers enterprise-scale learning, optimization, governance, and cross-domain intelligence. Separate governance and authorization mechanisms regulate operational decision authority, while deterministic safety systems provide independently validated protection. Continuous learning and lifecycle-management processes support adaptation, model evolution, and long-term operational effectiveness across the architecture.

Legend

Figure Element	***Description***
Enterprise Cognitive Layer	*Highest-level intelligence layer supporting enterprise-wide reasoning and coordination.*
Cloud-Assisted AI	*Enterprise-scale AI services responsible for learning, optimization, forecasting, governance, and cross-domain intelligence.*
Enterprise Intelligence	*Enterprise-wide situational awareness and decision-support capabilities.*

Cross-Domain Analytics	*Analytical mechanisms correlating information across operational domains.*
Digital Twins	*Virtual representations supporting simulation, prediction, and operational analysis.*
Governance & Optimization	*Enterprise mechanisms responsible for policy enforcement, optimization, and coordination.*
Collaborative Intelligence Layer	*Layer supporting distributed reasoning and workload coordination between edge and cloud systems.*
Hybrid Edge–Cloud AI	*Architecture balancing local execution with cloud-assisted analysis and optimization.*
Federated Learning	*Distributed-learning mechanisms that improve models across multiple environments.*
Distributed Optimization	*Coordination of optimization activities across geographically distributed systems.*
Resource Coordination	*Alignment of shared enterprise resources and workloads.*
Workload Orchestration	*Management of computational tasks across edge and cloud infrastructures.*
Distributed Awareness Layer	*Layer providing shared operational visibility across connected systems.*
IoT-Centric AI	*AI services embedded within IoT sensing and communication infrastructures.*
Telemetry Fusion	*Integration of heterogeneous observations into shared operational representations.*
Sensor Coordination	*Synchronization and management of distributed sensing resources.*
Event Processing	*Detection and interpretation of operational events.*

Context Generation	*Creation of situational representations from distributed observations.*
Local Autonomy Layer	*Intelligence layer supporting immediate local perception and action.*
On-Device AI	*Embedded AI models operating directly on equipment, sensors, robots, and controllers.*
Local Inference	*Real-time execution of AI models at the point of operation.*
Perception	*Interpretation of local environmental observations.*
Immediate Response	*Rapid reaction to operational conditions requiring low latency.*
Embedded Intelligence	*AI capabilities integrated directly into physical systems.*
Authorized Decision & Governance Layer	*Layer governing operational authority and policy compliance.*
Human Oversight	*Human review and intervention mechanisms.*
Operational Authorization	*Approval mechanisms controlling permitted actions.*
Policy Enforcement	*Governance mechanisms ensuring compliance with enterprise requirements.*
Model Governance	*Control of model deployment, lifecycle management, and accountability.*
Deterministic Safety & Assurance Layer	*Independent safety infrastructure protecting physical operations.*
Safety Systems	*Mechanisms designed to maintain safe operating conditions.*
Hardware Interlocks	*Physical protection devices providing independent safeguards.*
Protective Controllers	*Deterministic systems capable of enforcing safety actions.*

Independent Safety Functions	*Safety functions operating independently of AI decision processes.*
Continuous Learning & Evolution	*Framework supporting adaptation and lifecycle management.*
Monitoring	*Observation of operational behavior and model performance.*
Validation	*Verification that models and systems continue to satisfy requirements.*
Model Updates	*Controlled deployment of improved models.*
Lifecycle Management	*Oversight of model deployment, maintenance, and retirement activities.*

Understanding the Cognitive Topology of Industrial Autonomy

Figure 9.3-B6 presents industrial autonomy as a distributed cognitive architecture rather than a collection of isolated technologies. The figure illustrates how perception, awareness, reasoning, coordination, governance, learning, and safety functions are distributed across multiple computational layers and organizational responsibilities.

A central concept represented by the figure is that intelligence exists at different scales simultaneously. Local systems address immediate operational needs, while enterprise platforms support broader reasoning, optimization, and coordination activities.

Establishing Local Intelligence

The architecture begins with the **Local Autonomy Layer**.

This layer consists of embedded AI capabilities operating directly within equipment, robots, vehicles, sensors, and controllers. Functions such as perception, local inference, immediate response, and embedded intelligence occur closest to the physical environment.

These capabilities provide the fast response times necessary for real-time industrial operations.

Building Distributed Awareness

The next level is the **Distributed Awareness Layer**.

Individual devices often possess only partial visibility into broader operational conditions. IoT-centric AI extends this perspective by connecting observations generated across sensor networks, equipment populations, and operational environments.

Through telemetry fusion, event processing, sensor coordination, and context generation, the architecture develops a shared understanding of distributed conditions.

Supporting Collaborative Intelligence

The **Collaborative Intelligence Layer** represents the role of hybrid edge–cloud architectures.

This layer coordinates resources, allocates workloads, supports federated learning, and performs distributed optimization activities. Rather than concentrating intelligence entirely within either local devices or centralized cloud platforms, hybrid architectures enable collaborative reasoning across multiple computational environments.

This capability balances responsiveness with scalability.

Creating Enterprise Cognition

The highest cognitive layer is the **Enterprise Cognitive Layer**.

Cloud-assisted AI integrates information from across facilities, operational domains, and autonomous systems. Enterprise intelligence, cross-domain analytics, digital twins, governance services, and optimization engines collectively provide a global understanding of enterprise operations.

This layer allows industrial systems to reason beyond individual facilities and support enterprise-scale decision-making.

Separating Intelligence from Authorization

A particularly important feature of the architecture is the separate **Authorized Decision & Governance Layer**.

The figure emphasizes that generating intelligence does not automatically grant authority to act. Human oversight, policy enforcement mechanisms, operational authorization processes, and model-governance frameworks determine whether proposed actions are permitted.

This separation helps maintain accountability and operational control.

Preserving Independent Safety Enforcement

Equally important is the **Deterministic Safety & Assurance Layer**.

Industrial autonomy requires independently validated safety mechanisms capable of enforcing protective actions regardless of AI recommendations. Safety systems, protective controllers, hardware interlocks, and independent assurance functions fulfill this role.

The architecture therefore distinguishes between optimization-oriented intelligence and safety-critical protection.

Enabling Continuous Adaptation

The **Continuous Learning & Evolution** layer ensures that the architecture remains adaptive over time.

Monitoring, validation, model updates, and lifecycle-management activities support ongoing refinement of AI capabilities. As operating conditions evolve, this layer enables the architecture to improve while remaining under controlled governance processes.

Learning therefore becomes a managed organizational capability rather than an uncontrolled process.

Understanding Architectural Relationships

A broader lesson illustrated by the figure is that industrial autonomy emerges through interaction among layers rather than through activities within any single layer.

Perception informs awareness. Awareness supports coordination. Coordination enables enterprise intelligence. Governance constrains decision authority. Safety provides protective assurance. Learning continuously improves the system.

Together, these relationships create the foundation for scalable industrial autonomy.

From Technical Layers to Cognitive Functions

The figure also reframes industrial architecture in cognitive terms.

Instead of focusing solely on devices, networks, servers, and cloud platforms, the architecture can be understood through functional roles analogous to perception, situational awareness, reasoning, executive control, memory, learning, and protective reflexes.

This perspective helps explain how diverse technical components contribute to coherent autonomous behavior.

Overall Significance

Overall, Figure 9.3-B6 demonstrates that industrial autonomy is best understood as a distributed cognitive system spanning embedded devices, IoT networks, edge resources, cloud

infrastructures, governance mechanisms, learning systems, and safety-assurance functions. Through the coordinated interaction of these layers, industrial organizations can achieve scalable intelligence, adaptive operation, enterprise-wide coordination, and continuous improvement while preserving accountability, operational authority, and independently validated safety protections. The resulting cognitive topology provides the architectural foundation upon which trustworthy and resilient industrial autonomy is built.

Perhaps the most important architectural principle emerging from these reference patterns is the deliberate separation among **AI-based perception and optimization, authorized operational decision-making, and deterministic safety enforcement**. Although modern AI systems are increasingly capable of identifying patterns, predicting outcomes, recommending actions, and optimizing operational performance, these capabilities is not confused with unrestricted operational authority. Industrial autonomy depends not only on intelligent decision support but also on clearly defined governance structures that determine which actions may be executed, under what conditions, and by which mechanisms.

Cloud-scale intelligence, for example, may identify opportunities to improve production efficiency, optimize transportation routes, coordinate energy utilization, or adjust maintenance schedules through enterprise-wide analysis. However, the ability to generate recommendations does not grant authority to bypass established operational controls, safety constraints, or authorization procedures. Proposed actions must remain subject to governance policies, operational approvals, and locally enforced constraints before implementation. In this way, optimization intelligence complements operational decision-making rather than replacing it.

Similarly, embedded and edge-based AI systems can continuously monitor operational conditions, identify anomalies, forecast potential failures, assess hazards, and recommend protective measures. Nevertheless, independently validated safety systems retain responsibility for enforcing mandatory protective actions. Safety controllers, protective relays, emergency shutdown systems, hardware interlocks, and other deterministic protection mechanisms operate according to validated safety requirements rather than probabilistic AI outputs. While AI may provide valuable intelligence regarding potential hazards, safety enforcement remains the responsibility of systems specifically designed, validated, and authorized for that purpose.

This distinction is equally important throughout the model lifecycle. Newly developed or retrained AI models cannot be introduced directly into operational environments solely because they demonstrate improved performance during development or testing. Before deployment, models must undergo structured validation, compatibility assessment, cybersecurity evaluation, governance review, and controlled rollout procedures. Only after satisfying established technical and organizational requirements a model is authorized for production use. This process ensures

that learning, adaptation, and optimization occur within managed operational boundaries rather than through uncontrolled model evolution.

The separation of intelligence generation, operational authorization, and safety enforcement creates a governance structure that allows organizations to benefit from increasingly sophisticated AI capabilities while preserving accountability, traceability, reliability, and risk control. As industrial autonomy expands, this architectural discipline becomes increasingly important because autonomous systems simultaneously influence physical processes, operational performance, cybersecurity posture, workforce safety, and organizational objectives.

The resulting architecture therefore provides a foundation for industrial autonomy that is **scalable without becoming unnecessarily centralized, intelligent without requiring continuous cloud connectivity, adaptive without sacrificing operational control, and autonomous without compromising safety assurance**. Intelligence can be distributed across devices, sensing networks, edge platforms, and cloud infrastructures according to operational requirements, while decision authority and safety enforcement remain governed by clearly defined organizational and technical controls.

By coordinating distributed intelligence with localized execution authority, governance frameworks, and independently validated safety mechanisms, industrial enterprises can achieve greater operational flexibility, faster responsiveness, improved resilience, and more effective resource utilization while preserving the reliability and integrity of the physical systems upon which industrial operations depend.

Establishing these reference architecture patterns defines where intelligence resides and how computational responsibilities are distributed across embedded devices, IoT sensing networks, edge-computing infrastructures, and cloud platforms. It explains how industrial systems perceive conditions, coordinate information, distribute workloads, support enterprise reasoning, and maintain governance oversight. However, defining an architecture is only the beginning of an AI system's operational existence. The long-term effectiveness of industrial autonomy depends not only on where intelligence executes, but also on how that intelligence is managed throughout its lifecycle.

Industrial environments are inherently dynamic. Equipment experiences wear, sensors drift from original calibration states, production processes evolve, operating conditions change, communication environments fluctuate, cybersecurity threats emerge, and business objectives shift over time. As these conditions change, the assumptions under which AI models were originally developed may gradually become less representative of real-world operations. Even

models that perform exceptionally well at deployment may experience declining accuracy, reduced reliability, or increased uncertainty as operational environments evolve.

Furthermore, industrial AI systems rarely operate as static software artifacts. New data becomes available, improved algorithms are developed, operational requirements change, and lessons learned from field deployments create opportunities for refinement. Organizations must therefore determine when models are updated, how updated models are validated, how deployment risks are managed, and how operational continuity is preserved throughout the update process. These challenges become even more significant in environments containing thousands of distributed devices, robots, vehicles, controllers, and autonomous systems operating across numerous facilities.

Consequently, industrial autonomy requires a comprehensive lifecycle-management framework capable of governing model deployment, operational monitoring, performance assessment, drift detection, retraining, cybersecurity verification, version management, over-the-air distribution, rollback procedures, and eventual model retirement. Such a framework ensures that AI systems remain accurate, reliable, secure, and aligned with organizational requirements throughout their service lives rather than only at the moment of deployment.

This requirement leads naturally to **AI Lifecycle Management: Deployment, Monitoring, Drift Detection, and Over-the-Air Model Evolution**. While the preceding reference architectures explain how industrial intelligence is distributed across computational layers, lifecycle management explains how that intelligence is sustained, improved, governed, and adapted over time. The following discussion examines how organizations maintain operational trust in industrial AI systems through continuous monitoring, controlled model evolution, governance-driven update processes, and lifecycle-management practices that span the entire edge–cloud continuum.

c. AI Lifecycle Management: Deployment, Monitoring, Drift Detection, and Over-the-Air Model Evolution

Embedded AI systems do not remain static after initial deployment. They operate within dynamic industrial environments where mechanical equipment ages, sensors deteriorate, computational workloads fluctuate, production processes shift, and environmental conditions evolve. Consequently, a model that performs reliably during laboratory validation may gradually lose predictive accuracy or computational efficiency as real-world operating conditions diverge from the assumptions embedded in its original training data.

Industrial autonomy therefore requires far more than developing an AI model and flashing it onto an embedded device. It demands a comprehensive AI lifecycle management framework that governs how models are prepared, validated, deployed, monitored, evaluated, updated, and eventually retired. This framework must span the entire edge–cloud continuum, tightly coupling embedded execution environments with edge orchestration gateways and cloud-based training, analytics, and governance platforms.

Unlike conventional software maintenance, embedded AI lifecycle management must account for the concurrent evolution of both the computational model and the physical environment in which it operates. A model's binary executable may remain entirely intact while its predictive reliability degrades due to sensor calibration drift, mechanical wear, variations in raw production materials, or unmodeled environmental states. Conversely, a highly accurate model may become operationally unviable if inference latency increases, memory pressure exceeds hardware limits, or energy consumption violates device endurance budgets.

Synchronizing Dual Lifecycle Dimensions

To maintain sustained operational reliability, the governance architecture must continuously synchronize two interconnected dimensions:

- **Model Lifecycle:** Encompasses the end-to-end engineering pipeline—training, hardware-aware optimization, multi-objective validation, deployment, continuous observability, versioning, Over-the-Air (OTA) updating, and controlled retirement of AI models.
- **Operational Lifecycle:** Tracks the dynamic physical and computational state of the deployment environment, including embedded hardware health, sensor integrity, communication network stability, runtime execution conditions, and evolving industrial workflows.

These dimensions cannot be managed in isolation. A model update cannot be deemed successful solely because offline predictive accuracy improves; it must simultaneously satisfy

strict hardware compatibility, deterministic timing, energy efficiency, cybersecurity, regulatory governance, and physical safety constraints.

Core Capabilities of Embedded AI Lifecycle Management

Four foundational capabilities establish the continuous management loop required to keep

distributed intelligence aligned with physical reality:

- **Deployment:** Preparing, quantizing, validating, cryptographically packaging, and activating models across heterogeneous embedded hardware platforms under strict policy controls.
- **Monitoring:** Continuously evaluating real-time inference behavior, computational resource utilization, sensor data quality, hardware thermal health, and verified operational outcomes across device, edge, and cloud tiers.
- **Drift Detection:** Identifying statistically significant shifts in input data distributions (covariate shift), target class proportions (label shift), and underlying physical relationships (concept drift) that threaten model reliability.
- **Over-the-Air (OTA) Model Evolution:** Securely delivering, staging, verifying, activating, and—when anomalies occur—deterministically rolling back model and policy updates across geographically distributed industrial fleets.

Together, these capabilities form a closed-loop engineering cycle through which embedded intelligence remains accurate, computationally deterministic, and strictly aligned with enterprise governance and evolving industrial demands.

Effective AI lifecycle management requires an integrated architectural framework that coordinates model development, deployment, operational monitoring, performance evaluation, and continuous evolution across distributed computing environments. In embedded AI systems, these activities extend beyond individual devices and involve coordinated interactions among cloud-based AI platforms, edge management infrastructure, industrial gateways, embedded computing nodes, and physical operating environments.

Figure 9.3-C illustrates this integrated architecture by organizing AI lifecycle management around eight interconnected stages, beginning with model preparation and qualification and progressing through packaging, controlled deployment, continuous monitoring, drift detection, remediation, OTA model evolution, and version governance. The architecture also establishes the relationship between centralized cloud capabilities and distributed edge execution, demonstrating how operational telemetry, model-performance indicators, drift alerts, and

update outcomes contribute to a continuous feedback mechanism.

Rather than representing lifecycle management as a one-directional deployment sequence, the figure emphasizes an adaptive management architecture in which operational evidence continuously informs model evaluation, corrective actions, and subsequent model releases. This arrangement enables embedded AI systems to maintain alignment with changing industrial conditions while preserving computational efficiency, operational reliability, cybersecurity, and governance requirements.

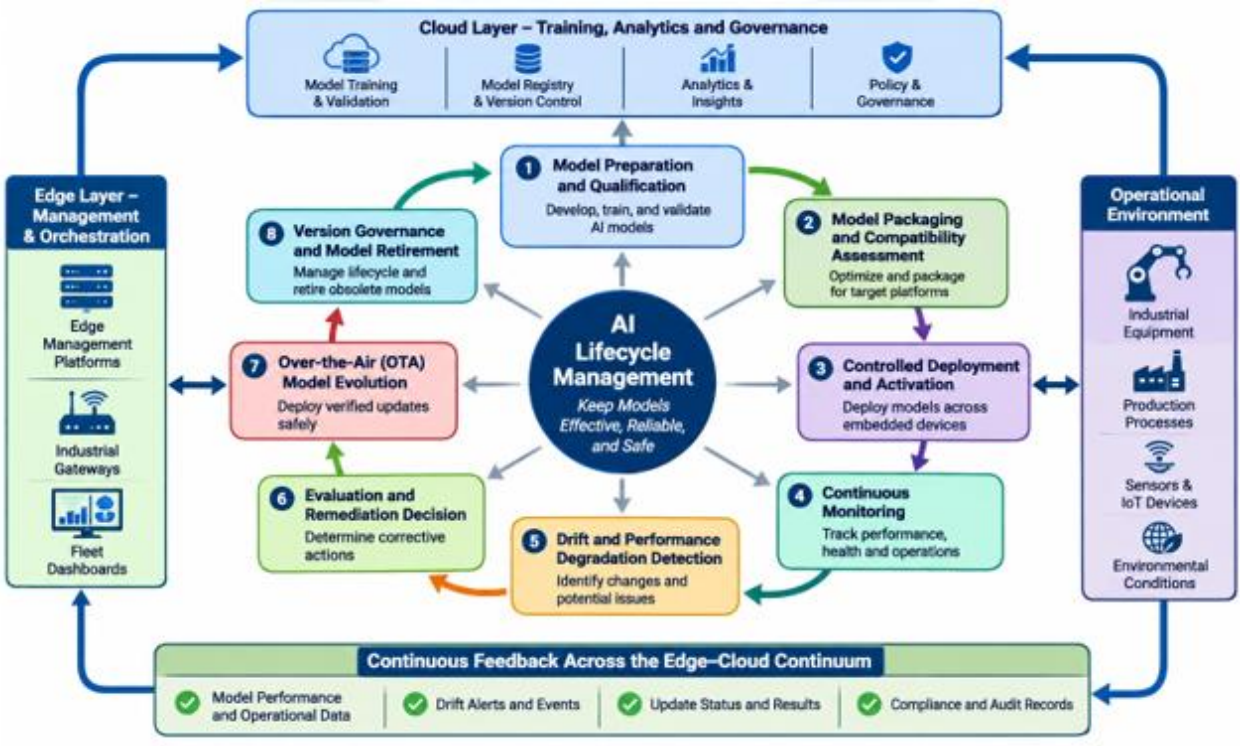

Figure 9.3-C – Integrated AI Lifecycle Management Architecture for Embedded and Distributed Edge AI Systems

The figure illustrates an integrated eight-stage AI lifecycle management architecture connecting cloud-based model training, analytics, and governance with edge-level management, embedded deployment, and industrial operating environments. Continuous feedback mechanisms support performance monitoring, drift detection, corrective actions, OTA model evolution, and lifecycle governance across distributed AIoT systems.

Legend:

- ***Cloud Layer – Training, Analytics, and Governance:*** *Provides centralized model training, validation, registry management, version control, analytical capabilities, and enterprise policy oversight.*

- ***Edge Layer – Management and Orchestration:*** *Coordinates model distribution, device management, deployment activities, operational monitoring, and fleet-level management across distributed embedded platforms.*
- ***Operational Environment:*** *Represents the physical industrial domain, including equipment, production processes, sensors, IoT devices, and changing environmental conditions that influence model behavior.*
- ***Central AI Lifecycle Management Hub:*** *Represents the coordinating management framework responsible for maintaining model effectiveness, operational reliability, and safety throughout the model lifecycle.*
- ***Eight Lifecycle Stages (1–8):*** *Identify the interconnected processes governing model preparation, packaging, deployment, monitoring, drift detection, remediation, OTA evolution, and version governance.*
- ***Colored Directional Arrows:*** *Illustrate the progression and interrelationships among lifecycle stages, including the recurring feedback and corrective-action pathways.*
- ***Gray Radial Arrows:*** *Represent the coordinating relationships between the central lifecycle management function and the individual lifecycle stages.*
- ***Outer Blue Arrows:*** *Illustrate the broader exchange of management information and operational feedback across the cloud, edge, and industrial environments.*
- ***Continuous Feedback Layer:*** *Represents the collection and exchange of model-performance measurements, operational data, drift alerts, update results, and compliance records used to support lifecycle decisions.*

Figure 9.3-C presents AI lifecycle management as a coordinated architectural process rather than a collection of independent model maintenance activities. Its central management hub connects the eight lifecycle stages with the cloud infrastructure, edge orchestration layer, and physical industrial environment. This arrangement highlights the interdependence between model intelligence, computational infrastructure, and changing operational conditions.

The figure illustrates five complementary dimensions: lifecycle progression, cloud-based intelligence and governance, edge-level orchestration, operational feedback, and continuous model evolution.

- **Eight-Stage AI Lifecycle Progression**

The central portion of the figure organizes lifecycle management into eight interconnected

stages.

The process begins with **Model Preparation and Qualification (Stage 1)**, where candidate models are developed, trained, optimized, and validated against representative datasets and anticipated operating conditions. This establishes the performance and reliability baseline required for subsequent deployment.

The process advances to **Model Packaging and Compatibility Assessment (Stage 2)**, where qualified models are optimized and prepared for heterogeneous embedded hardware platforms. Compatibility with processors, accelerators, memory resources, and inference runtimes is established before distribution.

Controlled Deployment and Activation (Stage 3) introduces the approved model into operational embedded devices. Deployment mechanisms coordinate installation, activation, and verification while preserving previously validated versions for potential recovery.

Following activation, **Continuous Monitoring (Stage 4)** evaluates both model behavior and device-level operating conditions. Performance indicators, inference latency, resource utilization, sensor health, and operational outcomes provide evidence of whether the deployed model continues to satisfy its original requirements.

Drift and Performance Degradation Detection (Stage 5) examines the collected operational evidence to identify changes in data distributions, predictive relationships, equipment conditions, and industrial operating environments. This stage provides early indications that the deployed model may no longer perform reliably under current conditions.

When degradation or significant drift is identified, **Evaluation and Remediation Decision (Stage 6)** determines the appropriate corrective response. Depending on the severity and underlying cause, this may involve recalibration, retraining, threshold modification, policy adjustment, model replacement, or rollback.

Over-the-Air (OTA) Model Evolution (Stage 7) provides the mechanism for securely distributing and activating approved model updates across geographically dispersed embedded devices. Verification and rollback capabilities help preserve deployment integrity and operational continuity.

Finally, **Version Governance and Model Retirement (Stage 8)** maintains model lineage, deployment histories, approval records, and lifecycle documentation while supporting the controlled withdrawal of obsolete or unsuitable models.

Although the figure depicts these stages in a circular arrangement, their execution is not necessarily restricted to a fixed sequence. Certain activities may overlap, repeat, or be initiated

independently in response to operational events. For example, a detected security vulnerability may require immediate model replacement or rollback without waiting for a conventional drift-detection cycle.

- **Cloud-Based Intelligence, Analytics, and Governance**

The upper portion of Figure 9.3-C represents the cloud layer, which provides centralized capabilities for model training and validation, model registry and version control, analytics, and enterprise policy governance.

This layer supports computationally intensive activities that may exceed the processing capabilities of individual embedded devices. It also maintains centralized repositories of approved model artifacts, validation evidence, historical performance information, and deployment configurations.

Cloud-based analytics can aggregate information from multiple industrial sites and distributed device fleets, allowing engineers to identify performance patterns that may not be apparent through localized monitoring alone.

The governance function establishes the policies and authorization mechanisms governing model qualification, deployment approval, security requirements, update distribution, and lifecycle retirement.

Importantly, the cloud layer does not replace local embedded intelligence. Instead, it complements edge-level processing by providing centralized analytical capabilities, coordination, and long-term model management.

- **Edge-Level Management and Operational Orchestration**

The left portion of Figure 9.3-C illustrates the edge management layer, which coordinates lifecycle activities across distributed embedded devices and industrial gateways.

Edge management platforms provide the operational infrastructure required to distribute model packages, coordinate deployment schedules, monitor device status, collect telemetry, and maintain fleet-level visibility.

Industrial gateways facilitate communication between embedded devices, local networks, and cloud-based management services. Fleet dashboards provide operational personnel with an aggregated view of deployment status, device health, model versions, and performance indicators.

This layer is particularly important in industrial environments where communication availability,

bandwidth limitations, and real-time operating requirements may prevent continuous reliance on centralized cloud services.

Accordingly, lifecycle management must support both centralized coordination and localized execution. Critical inference and time-sensitive control functions can continue operating at the edge, while cloud connectivity supports broader analytics, governance, and model evolution.

- **Operational Environment and Physical Feedback**

The right portion of Figure 9.3-C represents the physical environment in which embedded AI models operate.

Industrial equipment, production processes, sensors, IoT devices, and environmental conditions collectively generate the observations that influence model behavior.

These operating conditions are inherently dynamic. Equipment wear, sensor deterioration, production material variations, temperature fluctuations, and changing workloads may alter the characteristics of incoming data and the relationships learned during model training.

The operational environment therefore serves two complementary roles. First, it provides the physical context in which embedded AI performs inference and supports industrial decision-making. Second, it generates the operational evidence required to evaluate whether deployed models remain appropriate for their intended applications.

This relationship emphasizes that model reliability cannot be established exclusively through laboratory testing or initial deployment validation. It must also be assessed against actual operating conditions throughout the model's service life.

- **Continuous Feedback and Adaptive Model Evolution**

The lower portion of Figure 9.3-C represents the continuous feedback mechanism connecting the cloud, edge, and operational environments.

Four categories of information are particularly important:

- **Model Performance and Operational Data:** Provides evidence of predictive behavior, inference efficiency, device health, and industrial process outcomes.
- **Drift Alerts and Events:** Identifies changes in data characteristics, operating conditions, and model relationships that may require investigation.
- **Update Status and Results:** Records the installation, activation, verification, and operational performance of updated models.

- **Compliance and Audit Records:** Maintains traceability of model versions, deployment approvals, configuration changes, and governance decisions.

These feedback streams support the evaluation and refinement of deployed intelligence. Operational observations can be transmitted through edge management infrastructure to cloud-based analytical and training platforms, where they contribute to model reassessment and subsequent development activities.

When corrective action is required, validated model updates can be distributed through secure OTA mechanisms and introduced through controlled deployment procedures.

The resulting architecture establishes a recurring cycle of observation, evaluation, adaptation, and verification. Rather than treating deployment as the completion of model development, it positions deployment as one stage within an ongoing process of operational learning and controlled evolution.

Architectural Significance

The principal architectural contribution of Figure 9.3-C is its integration of model lifecycle management with the operational lifecycle of distributed embedded systems.

The architecture demonstrates that sustained AI reliability depends on coordination among three interconnected domains:

- **Model intelligence:** The development, qualification, optimization, monitoring, and evolution of AI models.
- **Computational infrastructure:** The processors, accelerators, memory resources, communication networks, gateways, and orchestration platforms supporting distributed execution.
- **Physical operations:** The equipment, sensors, production processes, and environmental conditions that continuously influence model behavior.

These domains cannot be managed independently. A model update that improves predictive accuracy but exceeds the available computational budget may be unsuitable for an embedded device. Similarly, a model that satisfies its original validation criteria may become unreliable when sensor characteristics or industrial operating conditions change.

Consequently, lifecycle decisions must consider predictive performance, computational feasibility, cybersecurity, deployment integrity, operational safety, and governance requirements together.

The architecture also establishes an important distinction between centralized intelligence management and distributed operational execution. Cloud platforms provide computational resources, analytical capabilities, model repositories, and enterprise oversight, while edge platforms coordinate deployment and monitoring across distributed devices. Embedded systems retain responsibility for localized inference and time-sensitive operational functions.

Through this coordinated arrangement, AI lifecycle management becomes an essential component of distributed industrial autonomy. It provides the mechanisms necessary to maintain model reliability, respond to changing operating conditions, introduce controlled improvements, and preserve accountability throughout the operational life of embedded AI systems.

While Figure 9.3-C establishes the overall architectural relationships among cloud-based intelligence, edge orchestration, embedded execution, and continuous operational feedback, a more detailed examination is necessary to identify the specific responsibilities and control requirements associated with each lifecycle stage. The architectural relationships illustrated in the figure translate into practical management activities involving model qualification, hardware compatibility, deployment authorization, performance monitoring, drift assessment, remediation decisions, secure OTA distribution, and version governance. Table 9.3-C therefore provides a structured technical breakdown of the eight lifecycle stages, identifying their principal activities, primary execution locations, expected outputs, and representative control measures. Together, the figure and table establish complementary architectural and operational perspectives for understanding how embedded and distributed edge AI systems are managed throughout their service life.

The four foundational capabilities—deployment, continuous monitoring, drift detection, and over-the-air (OTA) model evolution—collectively establish the operational foundation for managing embedded AI throughout its service life. However, their effectiveness depends on coordinated execution across multiple stages of model preparation, hardware compatibility assessment, operational validation, performance evaluation, and governance. These activities cannot function as independent maintenance procedures; they must operate as an integrated lifecycle framework that connects cloud-based model development and enterprise oversight with edge-level orchestration and embedded execution. To establish this broader architectural perspective, Table 9.3-C organizes the principal activities, execution environments, lifecycle outputs, and control measures required to maintain the reliability, adaptability, security, and operational suitability of embedded and distributed edge AI systems.

Table 9.3-C presents a comprehensive framework for managing the lifecycle of embedded AI models across the cloud–edge continuum. It extends beyond the conventional model

development and deployment sequence by incorporating the operational, computational, and governance requirements that emerge after models enter real-world industrial environments.

The framework identifies eight interconnected lifecycle stages, beginning with model preparation and qualification and progressing through packaging, controlled deployment, continuous monitoring, drift detection, remediation, OTA model evolution, and eventual version governance and retirement. Each stage defines a distinct set of responsibilities while contributing to the overall continuity of model performance and operational reliability.

In addition to identifying the principal activities associated with each stage, the table establishes the corresponding execution locations, expected outputs, and representative control measures. This multidimensional organization highlights the relationship between AI model management and the underlying infrastructure responsible for supporting embedded intelligence. It also demonstrates that lifecycle management requires coordination among cloud-based AI development platforms, edge orchestration services, embedded computing devices, industrial communication networks, and enterprise governance systems.

Table 9.3-C. Comprehensive AI Lifecycle Management Framework for Embedded and Distributed Edge AI Systems

Lifecycle Stage	Principal Activities	Primary Execution Locations	Key Outputs / Artifacts	Representative Control Measures
1. Model Preparation and Qualification	Develop, train, optimize, and validate candidate AI models. Evaluate predictive accuracy, robustness, reliability, and performance under representative industrial operating conditions.	Cloud AI/ML platforms; model registries; simulation and validation environments.	Approved model artifacts; validation reports; hardware and resource profiles; model documentation; release authorization.	Accuracy and robustness thresholds; validation coverage; safety assessments; reproducibility; computational resource compliance.
2. Model Packaging and	Convert approved models into target-compatible	Cloud release pipelines; edge orchestration	Signed model packages; runtime dependencies;	Package integrity; hardware compatibility;

Lifecycle Stage	Principal Activities	Primary Execution Locations	Key Outputs / Artifacts	Representative Control Measures
Compatibility Assessment	packages. Apply quantization, pruning, or other optimization techniques where appropriate. Verify compatibility with embedded processors, accelerators, memory, storage, and runtime dependencies.	platforms; target-device emulation and testing environments.	deployment configurations; hardware compatibility manifests; cryptographic hashes.	runtime support; memory footprint; inference latency; energy consumption.
3. Controlled Deployment and Activation	Stage, distribute, install, and activate models across heterogeneous embedded devices. Apply phased, canary, or site-specific deployment strategies while retaining previously validated versions for recovery.	Edge management platforms; industrial gateways; embedded devices; controllers.	Installed model versions; deployment status records; activation logs; previous stable model versions; rollback packages.	Installation success; device authentication and attestation; startup validation; inference latency; safe activation; rollback readiness.
4. Continuous Operational Monitoring	Continuously observe predictive performance, confidence levels, inference latency, throughput, memory	Embedded AI runtimes; edge observability platforms; cloud monitoring systems;	Time-stamped telemetry; model-performance indicators; device-health metrics; operational event	System availability; inference latency; resource utilization; prediction error rates; confidence behavior; process

Lifecycle Stage	Principal Activities	Primary Execution Locations	Key Outputs / Artifacts	Representative Control Measures
	utilization, power consumption, temperature, device health, network conditions, and downstream industrial process outcomes.	enterprise fleet dashboards.	records; monitoring dashboards.	and safety indicators.
5. Drift and Performance Degradation Detection	Identify input-data drift, concept drift, changing sensor characteristics, equipment aging, production variations, and previously unseen operating conditions. Distinguish persistent distribution changes from temporary anomalies and measurement noise.	On-device and edge-based drift detectors; edge analytics platforms; cloud statistical analysis and historical baselines.	Drift alerts; degradation reports; affected-device identification; severity assessments; suspected root causes; supporting evidence.	Data-distribution shift measurements; detection latency; false-alarm rates; sensor-health correlation; model-performance deterioration.
6. Evaluation and Remediation Decision	Investigate detected degradation and determine appropriate corrective actions, including recalibration,	Edge decision services; cloud MLOps governance platforms; engineering and operations	Remediation plans; approval records; retraining requests; model-change proposals; updated	Risk classification; evidence sufficiency; human approval requirements; operational impact assessment; safety

Lifecycle Stage	Principal Activities	Primary Execution Locations	Key Outputs / Artifacts	Representative Control Measures
	retraining, threshold adjustment, policy modification, model replacement, rollback, or escalation for human review.	management systems.	operational policies.	and regulatory compliance.
7. Over-the-Air (OTA) Model Evolution and Verification	Develop, validate, digitally sign, and securely distribute updated models and associated policies. Verify authenticity, compatibility, installation integrity, and post-deployment behavior. Use staged activation and rollback mechanisms when acceptance criteria are not satisfied.	Cloud model registries; secure OTA distribution services; edge gateways; embedded devices.	Updated model and policy versions; signed update manifests; deployment records; verification results; rollback records.	Digital signature verification; secure communication; version consistency; post-update accuracy; inference latency; energy efficiency; operational safety.
8. Version Governance and Model Retirement	Maintain model lineage across training datasets, source code, configurations, versions, approvals, and deployment environments. Retire	Enterprise model registries; fleet inventory systems; cybersecurity platforms; governance and	Model version histories; deployment inventories; audit trails; retirement records; retained recovery artifacts.	Traceability; governance compliance; vulnerability status; model support lifecycle; secure decommissioning; audit completeness.

Lifecycle Stage	Principal Activities	Primary Execution Locations	Key Outputs / Artifacts	Representative Control Measures
	obsolete, unsupported, or unsuitable models while preserving necessary audit and recovery records.	compliance systems.		

The eight stages presented in Table 9.3-C represent a coordinated lifecycle rather than a strictly linear sequence of independent operations. Although model preparation generally precedes deployment, monitoring, drift detection, remediation, and subsequent model evolution establish recurring feedback mechanisms. These mechanisms allow operational evidence gathered from deployed devices to influence future model development, validation, and release decisions.

The architectural significance of the framework becomes clearer when its stages are examined in relation to their respective responsibilities and dependencies.

Stage 1. Model Preparation and Qualification

The lifecycle begins with model preparation and qualification, which establish the technical foundation for subsequent deployment. During this stage, candidate models undergo development, training, optimization, and validation against representative datasets and anticipated operating conditions.

For industrial applications, qualification must extend beyond predictive accuracy. Models must also demonstrate sufficient robustness against variations in sensor inputs, environmental conditions, equipment behavior, and operating workloads. Where applicable, safety requirements, explainability considerations, and resource constraints must also be incorporated into the evaluation process.

The resulting model artifact and its associated validation evidence provide the baseline against which subsequent deployment and operational performance can be assessed.

Stage 2. Model Packaging and Compatibility Assessment

Following qualification, the approved model must be prepared for execution within its intended embedded environment. This stage addresses the practical differences among heterogeneous

hardware platforms, including processor architectures, memory capacities, specialized AI accelerators, operating systems, and inference runtimes.

Optimization techniques such as quantization and pruning can reduce computational requirements while maintaining acceptable predictive performance. However, optimization must be evaluated against the characteristics of the target device rather than treated as an isolated model-compression exercise.

The compatibility assessment therefore establishes whether the packaged model can execute within the available computational, memory, latency, and energy budgets. This stage is particularly important in resource-constrained embedded systems, where hardware limitations directly influence the feasibility of deploying increasingly sophisticated AI models.

Stage 3. Controlled Deployment and Activation

Controlled deployment translates an approved and packaged model into an operational component of the embedded system. Rather than distributing updates indiscriminately across an entire device fleet, deployment can employ staged activation, canary testing, or geographically and operationally segmented rollouts.

These approaches reduce the risk associated with introducing a new model into critical industrial environments. Initial deployment to a limited group of devices allows engineers to evaluate actual execution behavior before authorizing broader distribution.

Maintaining previously validated model versions is equally important. If a newly activated model produces unacceptable results, the system must support recovery to a stable version without disrupting essential industrial operations.

Consequently, deployment management encompasses not only installation and activation but also verification, release control, and recovery readiness.

Stage 4. Continuous Operational Monitoring

Once deployed, embedded AI models require continuous monitoring to establish whether their performance remains consistent with the conditions under which they were originally qualified.

Monitoring encompasses two complementary dimensions. The first concerns model behavior, including prediction accuracy, confidence levels, inference latency, throughput, and error patterns. The second concerns the operational condition of the supporting infrastructure, including processor utilization, memory consumption, energy usage, temperature, sensor health, and network connectivity.

These measurements provide a continuous view of the relationship between model performance and its execution environment.

Importantly, monitoring must extend beyond conventional software health indicators. A device may remain fully operational from a computational perspective while its AI model produces increasingly unreliable predictions. Correlating model-level telemetry with physical equipment measurements and industrial process outcomes provides a more complete assessment of operational suitability.

Stage 5. Drift and Performance Degradation Detection

Continuous monitoring provides the evidence required to identify changes that may compromise model reliability. Drift detection analyzes these changes to determine whether the statistical or operational characteristics of the deployment environment have diverged from the assumptions established during model development and validation.

Several forms of drift are particularly relevant to industrial applications. Data drift occurs when the statistical distribution of incoming sensor observations changes. Concept drift occurs when the relationship between input variables and the target outcome changes. Operational degradation may also result from sensor deterioration, equipment aging, changing production materials, or modifications to industrial processes.

These conditions do not necessarily produce immediate system failures. Instead, they may gradually reduce predictive accuracy or undermine the reliability of automated decisions.

Drift detection therefore serves as an early-warning capability. By identifying persistent changes and correlating them with equipment diagnostics and process information, the system can distinguish genuine performance degradation from temporary anomalies or measurement noise.

Stage 6. Evaluation and Remediation Decision

Detecting drift does not automatically justify replacing or retraining a model. Changes in data distributions may be temporary, operationally insignificant, or unrelated to actual predictive degradation. Consequently, detected conditions must undergo evaluation before corrective action is initiated.

This stage establishes the decision-making process through which monitoring evidence, drift indicators, operational risks, and historical performance are examined to determine an appropriate response.

Possible remediation measures include recalibration, retraining, adjustment of decision

thresholds, modification of operating policies, replacement with an alternative model, or restoration of a previously validated version.

For safety-critical industrial applications, remediation decisions may require engineering authorization, human oversight, and additional validation before implementation. This separation between detection and corrective action prevents automated update mechanisms from introducing unnecessary or insufficiently evaluated changes into operational systems.

Stage 7. Over-the-Air (OTA) Model Evolution and Verification

Once a corrective or evolutionary update has been approved, OTA mechanisms provide a means of distributing updated models and associated configurations across geographically dispersed embedded devices.

Unlike conventional software updates, AI model updates may change predictive behavior without modifying the underlying application software. Consequently, OTA model management must verify both the integrity of the delivered artifact and its operational suitability after activation.

The update process includes model packaging, digital signing, secure distribution, compatibility verification, staged installation, activation, and post-deployment evaluation. Version consistency must also be maintained across devices to ensure that distributed systems operate with approved model configurations.

Where an update fails validation or produces unacceptable operational behavior, rollback mechanisms must restore a previously qualified version.

OTA evolution therefore provides the mechanism through which embedded intelligence can adapt to changing industrial conditions while preserving deployment control, security, and operational continuity.

Stage 8. Version Governance and Model Retirement

The final lifecycle stage establishes the governance mechanisms required to maintain accountability throughout the operational life of an AI model.

Model governance encompasses version histories, training-data lineage, software dependencies, configuration records, validation results, deployment histories, approval decisions, and associated operational evidence. These records support reproducibility, troubleshooting, cybersecurity assessments, regulatory compliance, and enterprise-wide oversight.

Model retirement is equally important. Models may become unsuitable because of changing operational requirements, hardware obsolescence, security vulnerabilities, inadequate performance, or the availability of more capable and appropriately validated alternatives.

Retirement procedures must therefore address controlled deactivation, replacement, preservation of relevant audit records, and secure removal of obsolete artifacts where appropriate.

This stage ensures that lifecycle management extends beyond the deployment and updating of models to include their eventual withdrawal from operational service.

Integrated Architectural Significance

Taken together, the eight stages demonstrate that embedded AI lifecycle management is a continuous coordination process connecting model intelligence with the physical and computational environments in which it operates.

Three architectural relationships are particularly significant.

First, **model management and infrastructure management are interdependent**. Model performance cannot be evaluated independently of processor capabilities, sensor conditions, network availability, and industrial operating requirements. Changes in any of these elements may influence the suitability of a deployed model.

Second, **operational monitoring and model evolution establish a continuous feedback mechanism**. Telemetry, performance measurements, drift alerts, and process-level observations provide evidence for subsequent evaluation and improvement. This feedback allows cloud-based training and governance platforms to incorporate operational experience into future model versions.

Third, **governance and operational safety must extend across the entire lifecycle**. Model qualification, deployment authorization, update verification, version control, and retirement require traceable procedures. These controls are particularly important when embedded AI systems influence industrial automation, autonomous equipment, infrastructure monitoring, and other applications where unreliable decisions may have physical consequences.

Ultimately, the framework establishes a foundation for maintaining embedded intelligence as a continuously managed operational capability rather than a static software component. Its effectiveness depends on the coordinated interaction of cloud-based intelligence, edge-level management, embedded execution, operational feedback, and enterprise governance. Through this integration, distributed AI systems can accommodate changing industrial conditions while

maintaining the performance, reliability, security, and safety requirements necessary for sustained autonomous operation.

i. Deployment: Policy-Aware Rollout and Hardware-Aligned Model Packaging

AI model deployment is the controlled process of transferring a validated model from its development and training environment into an operational embedded platform. In industrial environments, deployment involves considerably more than copying model parameters or installing an inference application. Each model must be adapted to its target hardware, verified against operational requirements, integrated with the device's software environment, and activated within clearly defined governance and safety boundaries.

This requirement becomes particularly important in industrial deployments involving heterogeneous hardware. A single enterprise AI model may need to operate across robotic controllers, autonomous vehicles, aerial inspection drones, intelligent sensors, industrial gateways, and edge servers. These platforms differ in processor architecture, memory capacity, accelerator availability, operating systems, power budgets, and real-time execution requirements.

A deployment strategy must therefore ensure that each model is compatible with the capabilities and constraints of its intended execution environment. This requires a coordinated approach encompassing model validation, hardware-aware optimization, software packaging, policy-based authorization, deployment orchestration, and post-activation monitoring.

From an architectural perspective, deployment establishes the operational transition between cloud-based model development and distributed edge-level intelligence. A model may be trained and validated within a centralized cloud environment, optimized for several hardware configurations, and subsequently distributed to selected industrial devices. Its execution, however, remains subject to the computational capabilities, operational conditions, security requirements, and authorization policies of each target platform.

(1) Model Validation Before Deployment

Before a model is released to an operational device, it must pass a structured validation process that evaluates both analytical performance and operational suitability.

Validation encompasses:

- **Predictive accuracy:** Evaluating classification, detection, regression, or forecasting performance against representative datasets.
- **Robustness:** Testing behavior under noise, incomplete observations, unusual

environmental conditions, and previously unseen inputs.

- **Timing performance:** Measuring inference latency, execution-time variability, and resource contention under realistic workloads.
- **Hardware compatibility:** Confirming that the model executes correctly on the target processor, accelerator, memory configuration, and software runtime.
- **Energy efficiency:** Measuring power consumption and thermal behavior under expected operating conditions.
- **Cybersecurity integrity:** Verifying model provenance, package integrity, authentication, and protection against unauthorized modification.
- **Operational compliance:** Confirming that the model operates within approved data-access permissions, autonomy limits, and equipment-specific policies.

Digital twins and simulation environments strengthen this validation process by exposing models to representative operating scenarios, abnormal conditions, equipment failures, and difficult edge cases. Hardware-in-the-loop (HIL) and software-in-the-loop (SIL) testing provide additional evidence regarding how the model behaves when integrated with actual control software and target hardware.

However, simulation cannot establish complete real-world safety. Differences between simulated and physical environments, incomplete system models, and unexpected operating conditions require additional validation under controlled deployment procedures.

The deployment of industrial AI systems requires a comprehensive preparation process that extends beyond model development and validation. While predictive performance remains an essential consideration, successful deployment also depends on ensuring that models can operate reliably within the technical, operational, security, and governance constraints of their intended execution environments. Industrial organizations must therefore evaluate a broad range of deployment-readiness factors spanning analytical effectiveness, hardware compatibility, energy consumption, cybersecurity integrity, regulatory compliance, software packaging, and rollout governance. Table 9.3-C1 summarizes the principal activities and evaluation criteria that collectively establish whether an AI model is sufficiently prepared for safe and effective deployment across heterogeneous industrial platforms.

Table 9.3-C1 – Deployment Preparation Requirements for Industrial AI Systems presents the major technical and organizational activities that support the transition of AI models from development environments into operational industrial settings. The table highlights how deployment readiness is established through a sequence of interconnected assessments and

preparation activities, encompassing model validation, platform qualification, optimization, governance verification, deployment orchestration, and monitoring preparation. Together, these requirements form the foundation for reliable, secure, and policy-compliant industrial AI deployment.

Table 9.3-C1 – Deployment Preparation Requirements for Industrial AI Systems

Deployment Activity	Primary Objective	Key Evaluation Criteria	Typical Industrial Artifacts
Model Performance Validation	Verify analytical effectiveness	Accuracy, precision, recall, F1-score, forecasting error	Validation reports, benchmark results
Robustness Assessment	Ensure reliable operation under uncertainty	Noise tolerance, missing data resilience, drift sensitivity, out-of-distribution performance	Stress-testing reports, simulation results
Timing Validation	Verify real-time suitability	Inference latency, jitter, throughput, deterministic execution	Real-time performance profiles
Hardware Compatibility Verification	Confirm platform-specific execution	Processor architecture support, memory utilization, accelerator compatibility, runtime stability	Hardware qualification records
Energy and Thermal Evaluation	Assess operational sustainability	Power consumption, thermal characteristics, battery impact	Energy-performance reports
Cybersecurity Verification	Validate software trustworthiness	Package signing, model integrity, authentication, secure boot compatibility	Security certification records
Operational Compliance Review	Ensure adherence to governance requirements	Data-access permissions, autonomy limits, safety	Compliance and audit documentation

		constraints, regulatory requirements	
Hardware-Aware Optimization	Adapt the model to deployment targets	Quantization efficiency, pruning effectiveness, compilation success	Optimized model binaries
Software Packaging	Create deployable runtime artifacts	Containerization, dependencies, runtime configuration, update compatibility	Deployment images and package bundles
Policy-Based Authorization	Control deployment eligibility	Device authorization, role permissions, policy approval status	Authorization manifests
Rollout Orchestration	Manage controlled deployment	Deployment sequencing, version control, rollback readiness	Release plans and deployment schedules
Post-Deployment Monitoring Preparation	Establish operational oversight	Telemetry readiness, logging coverage, health monitoring capability	Monitoring dashboards and telemetry configurations

The activities presented in Table 9.3-C1 demonstrate that deployment preparation is a multidisciplinary process that integrates machine learning engineering, systems engineering, cybersecurity, operational technology management, and organizational governance. Rather than focusing solely on algorithmic performance, the table emphasizes the broader set of conditions that must be satisfied before an AI model can be entrusted with operational decision-making responsibilities.

At the analytical level, the first group of activities focuses on **performance validation, robustness assessment, and timing verification**. These activities establish confidence that the model can achieve its intended objectives under representative operating conditions. Predictive accuracy ensures that the model produces useful outputs, while robustness testing evaluates resilience to uncertainty, noise, incomplete information, and changing environmental conditions. Timing validation further determines whether the model can satisfy operational

latency requirements, particularly in industrial environments where delayed decisions may compromise safety, efficiency, or system stability.

The table next highlights the importance of **hardware qualification and resource-awareness**. Industrial deployments often span devices with widely differing computational capabilities, ranging from low-power sensors and embedded controllers to high-performance edge servers. Hardware compatibility verification, energy evaluation, and thermal assessment ensure that models can execute reliably within platform-specific resource constraints. These activities are essential for maintaining predictable performance and avoiding failures caused by processing bottlenecks, memory limitations, or excessive power consumption.

A third category addresses **security and governance readiness**. Cybersecurity verification and operational compliance reviews recognize that industrial AI systems operate within regulated and potentially safety-critical environments. Package integrity checks, authentication mechanisms, authorization controls, and compliance assessments help ensure that only trusted models are deployed and that model behavior remains consistent with organizational policies, regulatory requirements, and equipment-specific operating constraints.

The table also emphasizes the role of **deployment engineering activities**, including hardware-aware optimization, software packaging, and policy-based authorization. These activities bridge the gap between model development and operational execution. Optimization techniques adapt models to specific hardware architectures, while packaging processes create deployment-ready artifacts that include runtime dependencies, configuration settings, and security credentials. Policy-based authorization mechanisms further ensure that deployments occur only on approved devices and within predefined governance boundaries.

Finally, the inclusion of **rollout orchestration and post-deployment monitoring preparation** underscores that deployment is not a single event but a managed lifecycle process. Controlled rollout strategies enable version management, staged releases, and rollback capabilities, thereby reducing operational risk during deployment. At the same time, monitoring preparation establishes the telemetry, logging, and health-tracking capabilities necessary to evaluate ongoing system performance after activation.

Taken collectively, Table 9.3-C1 illustrates that industrial AI deployment readiness emerges from the coordinated alignment of technical performance, hardware compatibility, cybersecurity assurance, governance compliance, and operational oversight. The table therefore reinforces the principle that successful deployment is not merely the installation of an AI model but the systematic preparation of an entire deployment ecosystem capable of supporting safe, reliable, and sustainable industrial intelligence.

Table 9.3-C1 identifies the principal technical, operational, security, and governance requirements that must be satisfied before an AI model can be released into an industrial environment. Although these requirements define the individual activities associated with deployment readiness, they do not fully illustrate how those activities interact within the broader deployment lifecycle. In practice, deployment involves a coordinated sequence of validation, optimization, packaging, authorization, distribution, and monitoring processes that collectively transform a trained AI model into an operational industrial capability. Figure 9.3-C1 provides a process-oriented perspective by illustrating how deployment-ready models are prepared, adapted to target hardware platforms, authorized through governance controls, and continuously monitored throughout their operational life cycle.

Successful deployment of industrial AI systems requires more than demonstrating satisfactory model performance during development and testing. Once a model has been validated, it must be optimized for its target hardware environment, packaged with the appropriate software dependencies, authorized according to organizational policies, and deployed through controlled rollout mechanisms. These activities are particularly important in heterogeneous industrial environments where diverse devices possess different computational resources, communication capabilities, security requirements, and operational constraints. Figure 9.3-C1 presents the workflow through which validated AI models are transformed into deployable artifacts and safely integrated into distributed industrial infrastructures.

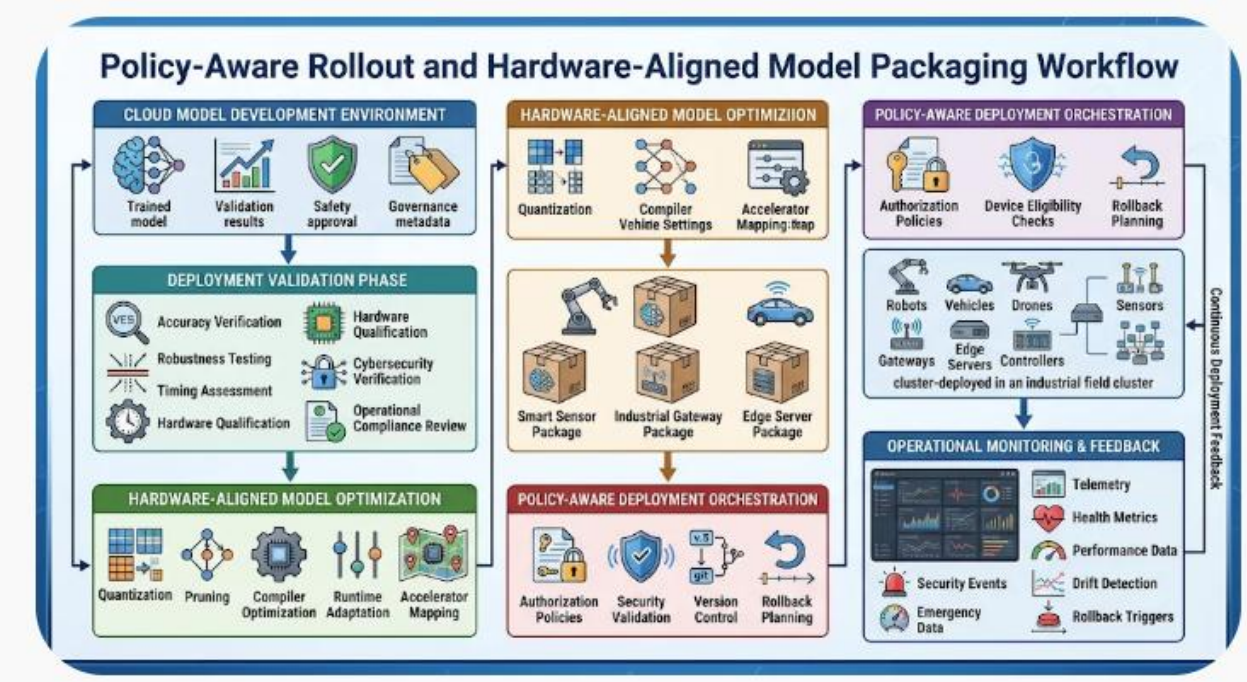

Figure 9.3-C1 – Policy-Aware Rollout and Hardware-Aligned Model Packaging Workflow

The figure illustrates the end-to-end deployment workflow for industrial AI systems. Following model development and approval, AI models undergo deployment validation, hardware-specific optimization, device-targeted packaging, policy-based deployment orchestration, and operational monitoring. The workflow ensures that models are aligned with hardware capabilities, cybersecurity requirements, governance policies, and operational constraints before activation within distributed industrial environments. Continuous deployment feedback supports ongoing lifecycle management, performance improvement, and controlled model evolution.

Legend

Figure Element	***Description***
Cloud Model Development Environment	*Centralized environment where AI models are trained, validated, approved, and accompanied by governance metadata for deployment preparation.*
Deployment Validation Phase	*Comprehensive verification of accuracy, robustness, timing performance, hardware compatibility, cybersecurity integrity, and operational compliance.*
Hardware-Aligned Model Optimization	*Adaptation of AI models for target platforms through quantization, pruning, compiler optimization, runtime adaptation, and accelerator mapping.*
Device-Specific Packaging	*Creation of deployment-ready software packages tailored to smart sensors, industrial gateways, edge servers, controllers, robots, vehicles, and other target devices.*
Policy-Aware Deployment Orchestration	*Governance layer responsible for authorization, security validation, device eligibility assessment, version management, and rollback planning.*
Industrial Field	*Distribution and activation of approved models across heterogeneous industrial assets and computing platforms.*
Operational Monitoring and Feedback	*Continuous observation of telemetry, health indicators, performance measures, security events, drift metrics, and rollback conditions.*

Continuous Deployment Feedback Loop	*Mechanism through which operational observations influence future optimization, updates, policy revisions, and redeployment decisions.*

Figure 9.3-C1 depicts deployment as a structured and governed process that bridges AI model development and operational execution. The figure emphasizes that industrial deployment extends far beyond the transfer of a trained model to a target device. Instead, deployment involves multiple stages designed to ensure technical suitability, operational reliability, security assurance, and governance compliance.

The workflow begins within the **Cloud Model Development Environment**, where trained models are accompanied by validation results, safety approvals, and governance metadata. These artifacts provide the foundational evidence required to support deployment decisions and establish traceability throughout the deployment process. At this stage, the model remains a development artifact and has not yet been approved for operational execution.

The first major deployment activity is the **Deployment Validation Phase**, which evaluates whether the model is suitable for real-world operation. The figure highlights several complementary forms of validation, including predictive accuracy verification, robustness testing, timing assessment, hardware qualification, cybersecurity verification, and operational compliance review. Together, these activities confirm that the model performs effectively while satisfying practical deployment constraints. This stage reflects the principle that strong predictive performance alone is insufficient for deployment in industrial environments.

Following validation, the workflow enters the **Hardware-Aligned Model Optimization** stage. Industrial infrastructures frequently contain devices with substantially different processing architectures, memory limitations, accelerator technologies, and power constraints. Consequently, optimization techniques such as quantization, pruning, runtime adaptation, and accelerator mapping are used to tailor model execution characteristics to specific deployment targets. The figure emphasizes that deployment success depends upon aligning computational requirements with available hardware resources.

The optimized model is subsequently transformed into **device-specific deployment packages**. These packages contain the model, execution environment, configuration settings, dependencies, and device-specific adaptations needed for operational deployment. As illustrated, different package variants may be prepared for smart sensors, industrial gateways, edge servers, robotic platforms, and autonomous vehicles. This stage acknowledges the heterogeneous nature of industrial computing ecosystems and the need for hardware-aware

packaging strategies.

The workflow next proceeds to **Policy-Aware Deployment Orchestration**, which serves as the governance and control layer of the deployment lifecycle. Authorization policies determine where deployment is permitted, device eligibility checks verify platform readiness, security validation confirms deployment integrity, and version-management mechanisms control software evolution. Rollback planning provides a safeguard against unexpected operational behavior by enabling rapid restoration of previously approved model versions. Collectively, these controls ensure that deployment decisions remain aligned with organizational policies, operational objectives, and safety requirements.

After authorization, models are released to the **industrial field deployment environment**, where they operate on robots, vehicles, drones, gateways, controllers, edge servers, and sensor platforms. This stage represents the transition from preparation activities to operational execution. The figure clearly demonstrates that deployment occurs across a distributed network of heterogeneous assets rather than within a single computing platform.

The final component of the workflow is **Operational Monitoring and Feedback**, which continuously collects telemetry, health metrics, performance indicators, security events, drift measurements, and rollback triggers. These monitoring functions provide visibility into deployed model behavior and help organizations detect emerging performance degradation, operational anomalies, or cybersecurity concerns. Importantly, the figure depicts a continuous feedback path, emphasizing that deployment does not represent the end of the model lifecycle.

Overall, Figure 9.3-C1 illustrates that industrial AI deployment is best understood as a controlled lifecycle process integrating technical validation, hardware adaptation, software packaging, governance enforcement, operational activation, and continuous monitoring. The figure reinforces the central principle that successful industrial AI systems depend not only on model quality but also on disciplined deployment practices that ensure reliable, secure, and policy-compliant operation across diverse industrial environments.

Mathematical Framework: Multi-Dimensional Model Validation

Model validation is represented as a multi-objective assessment function combining predictive performance, robustness, timing, energy consumption, hardware compatibility, and security integrity.

Let the validation vector for model M be:

$$\mathbf{V}(M) = \begin{bmatrix} A(M) \\ R(M) \\ T(M) \\ H(M) \\ E(M) \\ S(M) \end{bmatrix}$$

where:

- A(M) represents predictive accuracy.
- R(M) represents robustness under varying operating conditions.
- T(M) represents timing performance.
- H(M) represents hardware compatibility.
- E(M) represents energy efficiency.
- S(M) represents cybersecurity and integrity compliance.

A weighted validation score is expressed as:

$$Q_{\text{val}}(M) = \sum_{j=1}^{n} w_j v_j(M)$$

subject to:

$$\sum_{j=1}^{n} w_j = 1$$

where:

- V_j (M) represents the normalized validation score for criterion j.
- w_j represents the relative importance assigned to that criterion.
- Q_{val} (M) represents the overall validation score.

The model becomes eligible for deployment only when:

$$Q_{\text{val}}(M) \geq Q_{\min}$$

and all mandatory validation conditions are satisfied.

An important distinction is that a weighted score alone cannot establish deployment eligibility. A model with excellent predictive accuracy must not compensate for unacceptable latency, inadequate cybersecurity, or failure to meet a mandatory safety requirement.

Consequently, hard operational constraints are evaluated independently:

$$\begin{aligned} A(M) &\geq A_{\min} \\ R(M) &\geq R_{\min} \\ T_{\text{inf}}(M) &\leq T_{\max} \\ E_{\text{inf}}(M) &\leq E_{\max} \\ H(M) &= 1 \\ S(M) &= 1 \end{aligned}$$

Here, T_{inf} represents inference latency, while E_{inf} represents energy consumed per inference operation. The binary conditions H(M) = 1 and S(M) = 1 indicate that hardware compatibility and mandatory security verification have passed. This framework establishes that deployment eligibility depends on the simultaneous satisfaction of analytical, computational, and operational requirements.

(2) Hardware-Aligned Model Packaging and Optimization

Once a model has been validated, it must be packaged for its intended embedded execution environment.

The packaging process includes:

- Converting the model into a supported inference format.
- Applying hardware-compatible quantization and model compression.
- Mapping computational operators to available NPUs, DSPs, GPUs, or CPUs.
- Optimizing memory allocation and intermediate tensor storage.
- Integrating the appropriate inference runtime and software dependencies.

- Configuring execution priorities and resource limits.
- Incorporating approved model configurations and operational policies.
- Establishing version identifiers, integrity checks, and deployment metadata.

For example, a visual inspection model developed and trained in a cloud environment may initially require substantial computational resources. Before deployment on an industrial model, it is quantized and optimized for an onboard Neural Processing Unit (NPU) to reduce memory usage, inference latency, and energy consumption. The resulting embedded model must then be re-evaluated to ensure optimization has not introduced unacceptable accuracy degradation or weakened its ability to recognize critical inspection conditions. The following table summarizes the technical processes used to transform validated AI models into deployment-ready software artifacts optimized for heterogeneous industrial hardware environments.

Following successful validation, an AI model must be transformed from a development artifact into a deployment-ready software component capable of executing efficiently on its target hardware platform. This transformation requires a series of optimization, packaging, integration, and verification activities that collectively align model behavior with device-specific computational constraints and operational requirements. Table 9.3-C2 provides the principal activities involved in hardware-aligned model packaging and optimization, highlighting their objectives, implementation approaches, and contributions to deployment readiness across industrial computing environments.

Table 9.3-C2 – Hardware-Aligned Model Packaging and Optimization Activities for Industrial AI Deployment

Packaging and Optimization Activity	Purpose	Typical Techniques	Primary Deployment Benefit
Model Format Conversion	Transform trained model into a supported deployment format	ONNX conversion, TensorRT export, TFLite conversion, runtime-specific compilation	Execution compatibility across target platforms
Quantization	Reduce numerical precision and storage requirements	INT8 quantization, mixed precision, post-training quantization	Reduced memory footprint and lower inference latency

Model Compression	Reduce computational complexity	Pruning, weight sharing, sparse representation, knowledge distillation	Faster execution and smaller package size
Accelerator Mapping	Assign workload to specialized processors	NPU offloading, GPU acceleration, DSP execution, FPGA deployment	Improved throughput and energy efficiency
Operator Optimization	Improve execution efficiency of computational operators	Kernel fusion, graph optimization, operator scheduling	Reduced execution overhead
Memory Optimization	Improve memory utilization during inference	Tensor reuse, memory pooling, buffer optimization	Lower memory consumption
Runtime Integration	Package model with execution software	Inference engine integration, runtime libraries, middleware support	Reliable platform execution
Resource Configuration	Define resource consumption boundaries	CPU quotas, memory limits, execution priorities, scheduling policies	Predictable operational performance
Policy Integration	Embed approved operational constraints	Safety parameters, access policies, autonomy restrictions	Governance-compliant execution
Package Security and Integrity	Protect deployment artifacts	Digital signatures, checksums, encryption, provenance tracking	Deployment trustworthiness
Versioning and Metadata Management	Support lifecycle traceability	Model identifiers, configuration manifests, deployment metadata	Simplified updates and rollback operations

Post-Optimization Verification	Validate optimized model behavior	Accuracy comparison, latency benchmarking, stress testing	Confirmation of deployment readiness

Table 9.3-C2 illustrates that model deployment preparation extends beyond software distribution and involves significant adaptation to the characteristics of target execution environments. The activities presented in the table collectively demonstrate how validated AI models are transformed into operational assets suitable for heterogeneous industrial infrastructures.

The initial activities focus on **format conversion, quantization, and compression**, which prepare trained models for execution on resource-constrained devices. These processes reduce computational complexity, memory consumption, and storage requirements while preserving acceptable predictive performance. Such optimizations are particularly important for industrial sensors, autonomous platforms, and embedded controllers operating under strict power and processing constraints.

The table further emphasizes the importance of **hardware-specific execution optimization**. Accelerator mapping and operator optimization ensure that computational workloads are assigned to the most appropriate processing resources available within a target device. Whether execution occurs on a CPU, GPU, DSP, NPU, or FPGA, efficient hardware utilization directly influences inference latency, throughput, and energy efficiency.

A complementary set of activities addresses **resource and memory management**. Industrial AI systems frequently operate within fixed hardware budgets where excessive resource consumption may affect other mission-critical processes. Memory optimization and resource configuration therefore play a central role in ensuring predictable and stable model behavior during operational deployment.

The table also highlights the role of **runtime integration and policy incorporation**. Deployment packages must contain not only the optimized model but also the software components, libraries, and execution environments required for reliable operation. Simultaneously, organizational policies, safety constraints, and operational restrictions must be embedded within the deployment package to ensure that model decisions remain aligned with governance requirements.

From a lifecycle perspective, **security, integrity management, and version control** provide essential deployment governance capabilities. Digital signatures, provenance records, metadata

management, and configuration manifests enable organizations to verify package authenticity, track deployment history, and support controlled update and rollback procedures.

Finally, the inclusion of **post-optimization verification** underscores a critical deployment principle: optimization must not compromise operational effectiveness. Any modifications introduced during quantization, compression, or platform adaptation require reevaluation to confirm that predictive performance, safety characteristics, and reliability remain within acceptable deployment thresholds.

Taken together, the activities shown in Table 9.3-C2 demonstrate that hardware-aligned packaging serves as the bridge between AI model development and operational deployment. The process ensures that industrial AI systems achieve an appropriate balance among computational efficiency, execution performance, governance compliance, and deployment reliability.

Table 9.3-C2 identifies the principal activities required to transform a validated AI model into a deployment-ready industrial software artifact. Although these activities can be examined individually, they are typically executed as part of an integrated packaging and optimization workflow that systematically adapts a model to its target execution environment. Industrial deployment requires coordinated decisions regarding model representation, hardware utilization, resource allocation, software dependencies, security controls, and operational policies. Figure 9.3-C2 illustrates this end-to-end transformation process, demonstrating how validated cloud-trained models are progressively optimized, hardware-aligned, packaged, verified, and prepared for execution across diverse industrial platforms.

Following validation, an AI model must undergo a series of engineering activities that prepare it for efficient execution on resource-constrained industrial hardware. These activities extend beyond conventional software packaging and involve optimization techniques designed to reduce computational overhead while preserving operational performance. Because industrial devices often differ significantly in processor architecture, memory capacity, accelerator availability, energy constraints, and real-time requirements, deployment packages must be specifically tailored to their target execution environments. Figure 9.3-C2 presents the hardware-aligned model packaging and optimization pipeline that bridges cloud-based model development and operational deployment at the industrial edge.

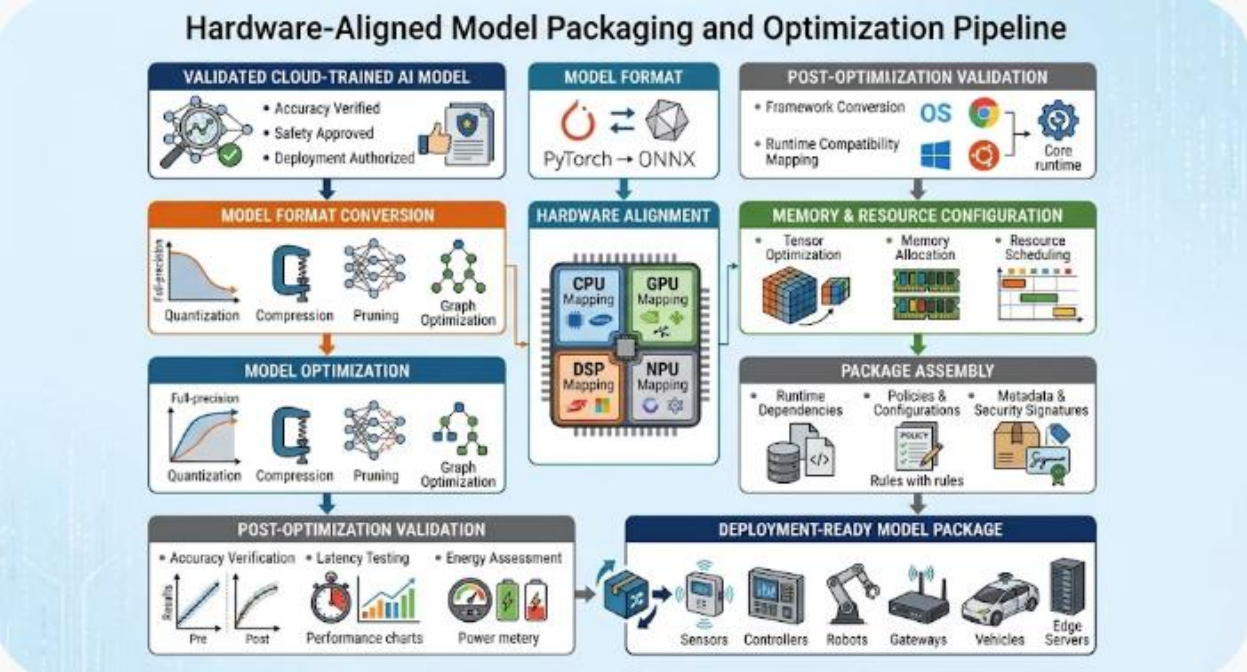

Figure 9.3-C2 –Hardware-Aligned Model Packaging and Optimization Pipeline

The figure illustrates the sequence of activities through which a validated cloud-trained AI model is transformed into a deployment-ready software package. The workflow encompasses model format conversion, optimization, hardware alignment, runtime integration, memory and resource configuration, package assembly, and post-optimization validation. The resulting package is optimized for execution on heterogeneous industrial platforms while maintaining acceptable levels of predictive performance, operational reliability, security integrity, and governance compliance.

Legend

Figure Component	***Description***
Validated Cloud	*AI model that has completed training, validation, safety review, and deployment authorization processes.*
Model Format Conversion	*Transformation of the trained model into deployment-compatible formats and runtime representations.*
Model Optimization	*Reduction of computational complexity through quantization, compression, pruning, and graph-level optimization.*
Hardware Alignment	*Mapping of model operators and computational workloads onto available CPUs, GPUs, DSPs, and NPUs.*

Memory and Resource Configuration	*Optimization of tensor storage, memory allocation strategies, and execution scheduling policies.*
Post-Optimization Runtime Validation	*Verification of runtime compatibility across supported operating systems, inference engines, and execution frameworks.*
Package Assembly	*Integration of runtime dependencies, configuration parameters, operational policies, metadata, security signatures, and deployment manifests.*
Post-Optimization Performance Validation	*Assessment of predictive accuracy, inference latency, energy consumption, and resource utilization following optimization.*
Deployment-Ready Model Package	*Final software artifact prepared for deployment on industrial devices such as sensors, controllers, robots, gateways, vehicles, and edge servers.*
Workflow Arrows	*Sequential flow of optimization, packaging, validation, and deployment preparation activities.*

Figure 9.3-C2 illustrates that industrial AI deployment preparation is fundamentally an optimization and systems-engineering activity rather than a simple software distribution process. The workflow demonstrates how a validated machine-learning model is systematically transformed into an operational artifact capable of executing efficiently and reliably within heterogeneous industrial environments.

The process begins with a **validated cloud-trained AI model**, representing a model that has already achieved acceptable predictive performance and received the necessary governance approvals. At this stage, however, the model is not necessarily suitable for direct execution on embedded industrial hardware. Models developed in cloud environments are frequently designed without the strict computational limitations imposed by field devices and therefore require additional adaptation before deployment.

The first transformation occurs through **model format conversion**, where the model is translated into a representation supported by the target inference framework and runtime environment. This step ensures compatibility between the model and the software infrastructure available on deployment devices. Format conversion also establishes the foundation for subsequent optimization activities by creating a standardized deployment

representation.

Following conversion, the workflow enters the **model optimization stage**. Techniques such as quantization, compression, pruning, and graph optimization reduce memory requirements and computational complexity. These optimizations enable AI models to execute more efficiently on hardware platforms with limited processing capacity or energy availability. Importantly, optimization seeks to improve performance without introducing unacceptable degradation in predictive accuracy or operational reliability.

The figure next highlights **hardware alignment**, which ensures that computational workloads are assigned to the most appropriate processing resources. Modern industrial devices may contain combinations of CPUs, GPUs, DSPs, and NPUs, each offering different tradeoffs in performance, power consumption, and latency. By mapping operators to specialized accelerators, deployment systems can substantially improve inference efficiency and throughput.

A related activity is **memory and resource configuration**, which focuses on efficient utilization of available hardware resources. Tensor optimization, memory allocation strategies, and execution scheduling policies influence both system responsiveness and resource consumption. Effective resource management is particularly important in embedded platforms where memory, processing capacity, and energy budgets are constrained.

The workflow then incorporates **runtime validation and package assembly**, which collectively ensure that the optimized model can operate correctly within its target software ecosystem. Runtime compatibility assessment verifies successful execution across supported operating systems and inference frameworks, while package assembly integrates dependencies, configurations, operational policies, metadata, and security mechanisms into a cohesive deployment artifact.

A particularly important aspect of the figure is the inclusion of **post-optimization performance validation**. Optimization activities inevitably alter model structure and execution behavior. Consequently, organizations must reassess predictive accuracy, latency, and energy consumption to verify that optimization efforts have not compromised operational effectiveness. This validation stage serves as a final quality-control checkpoint before deployment approval.

The workflow culminates in the creation of a **deployment-ready model package** capable of operating across a diverse set of industrial platforms, including sensors, controllers, robots, gateways, vehicles, and edge servers. The figure emphasizes that successful deployment depends upon balancing performance, efficiency, compatibility, and governance requirements

throughout the packaging process.

Overall, Figure 9.3-C2 demonstrates that hardware-aligned model packaging functions as a critical bridge between machine-learning development and industrial execution. By combining optimization, hardware adaptation, runtime integration, resource management, and validation within a unified workflow, organizations can deliver AI systems that operate efficiently while maintaining the reliability, safety, and performance required in industrial environments.

Mathematical Framework: Hardware-Aware Model Optimization

Hardware-aligned deployment is formulated as a constrained optimization problem balancing model performance against target device limitations.

Let:

- M represent the original trained model.
- M_k represent the optimized model configuration for device k.
- $A(M_k)$ represent its predictive accuracy.
- $L(M_k)$ represent its memory footprint.
- $T(M_k)$ represent its inference latency.
- $P(M_k)$ represent its power consumption.
- $C(M_k)$ represent its computational complexity.

The deployment optimization problem is expressed as:

$$\max_{M_k} \quad [\alpha A(M_k) - \beta T(M_k) - \gamma P(M_k) - \delta C(M_k)]$$

subject to:

$$\begin{aligned} L(M_k) &\leq L_k^{\max} \\ T(M_k) &\leq T_k^{\max} \\ P(M_k) &\leq P_k^{\max} \\ A(M_k) &\geq A_k^{\min} \end{aligned}$$

where:

- $L_k^{\max}$ represents the available memory capacity of device k.
- $T_k^{\max}$ represents maximum permitted inference latency.
- $P_k^{\max}$ represents allowable power consumption.
- $A_k^{\min}$ represents minimum acceptable predictive accuracy.
- $\alpha, \beta, \gamma, \delta$ represent optimization weights.

Quantization and Model Compression

Quantization reduces numerical precision used to represent model weights and intermediate activations. For instance, a model utilizing 32-bit floating-point parameters converts to an 8-bit integer representation.

The approximate model storage requirement becomes:

$$S_{\text{model}} = N_{\text{param}} \times \frac{b}{8}$$

where N_{param} represents parameter count, b represents bits per parameter, and S_{model} represents storage in bytes.

For a model containing 20 million parameters:

- $S_{FP32} = 20 \times 10^6 \times 4 = 80$ MB
- $S_{INT8} = 20 \times 10^6 \times 1 = 20$ MB

The theoretical reduction in parameter storage is:

$$q = \text{clip}\left(\text{round}\left(\frac{x}{s}\right) + z, q_{\min}, q_{\max}\right)$$

INT8 quantization reduces parameter storage by approximately 75%. Actual memory requirements may differ due to activation tensors, operator workspaces, runtime overhead, and hardware-specific alignment details.

Quantization introduces numerical approximation evaluated via a uniform quantization relationship:

$$q = \text{clip}\left(\text{round}\left(\frac{x}{s}\right) + z, q_{\min}, q_{\max}\right)$$

where x represents the original floating-point value, s the scale, and z the zero-point. The reconstructed value is $\hat{x} = s(q - z)$, and quantization error is evaluated using:

$$E_q = \frac{1}{N}\sum_{i=1}^{N}(x_i - \hat{x}_i)^2$$

Hardware-Specific Model Packaging

A deployment package contains more than optimized parameters; it includes execution dependencies and metadata:

$$\mathcal{P}_k = \{M_k, R_k, D_k, C_k, V_k, I_k\}$$

where:

- M_k represents the hardware-optimized model.
- R_k represents the inference runtime.
- D_k represents required software dependencies.
- C_k represents device-specific configuration parameters.
- V_k represents model and package version information.
- I_k represents integrity and authenticity metadata.

Installation occurs only when compatibility is established:

$$\text{Compatible}(\mathcal{P}_k, D_k^{\text{target}}) = 1$$

(3) Policy-Aware Deployment and Staged Activation

Industrial AI models do not automatically become operationally active upon completion of

installation. Deployment procedures must account for the asset's current operational state, validated operating conditions, hardware and software compatibility, cybersecurity requirements, safety constraints, and governing authorization policies. As a result, installation and activation are treated as distinct lifecycle activities. While installation places the model and its supporting software components onto the target platform, activation determines when, where, and under what conditions the model is permitted to influence operational decisions.

In industrial environments, activation decisions frequently involve risks that extend beyond computational performance. AI-driven recommendations or control actions may affect production efficiency, equipment utilization, product quality, worker safety, environmental performance, and regulatory compliance. Consequently, organizations typically employ policy-aware deployment frameworks that evaluate operational readiness before enabling model execution. These frameworks ensure that deployment activities remain aligned with organizational governance objectives, operational procedures, and established safety requirements.

Policy-aware deployment incorporates a variety of authorization mechanisms that determine whether a model is eligible for activation on a specific device or within a particular operating environment. Authorization decisions may consider model version status, cybersecurity posture, software dependencies, equipment certification status, location-specific restrictions, operator approvals, maintenance conditions, and current production requirements. A deployment package may therefore be successfully installed while remaining inactive until all authorization requirements have been satisfied.

Such controls are particularly important in distributed industrial environments where a single model may be deployed across hundreds or thousands of devices operating under different conditions. For example, an anomaly-detection model installed on equipment located within a critical production area may require additional approvals and testing procedures beyond those needed for noncritical monitoring systems. Similarly, autonomous mobile robots, industrial drones, and intelligent process-control systems may be subject to stricter activation criteria because of their potential influence on physical operations.

To reduce deployment risk, organizations rarely transition directly from installation to unrestricted production use. Instead, deployment is performed through a series of staged activation mechanisms that gradually increase operational responsibility while continuously evaluating model behavior. This progressive approach allows organizations to identify unexpected performance issues, integration problems, operational anomalies, or policy violations before widespread deployment occurs.

One common technique is **shadow deployment**, sometimes referred to as shadow mode operation. Under this approach, the model receives live operational data and generates predictions or recommendations while existing production systems continue making actual operational decisions. Because the model's outputs are observed but not acted upon, organizations can compare model behavior against established processes without introducing operational risk. Shadow deployment is particularly useful for validating performance under real-world conditions that may not be fully represented during training or simulation.

Following successful shadow evaluation, organizations may conduct **limited operational trials** in which the model is permitted to influence a restricted subset of operational activities. During this stage, decisions are often subject to human review, supervisory approval, or predefined operational constraints. The objective is to evaluate how the model interacts with equipment, workflows, operators, and environmental conditions while maintaining a manageable risk profile.

Successful pilot trials may then lead to **controlled rollout**, where activation is gradually expanded across additional assets, production lines, facilities, or geographic locations. Rather than enabling deployment enterprise-wide, organizations increase deployment scope incrementally while continuously monitoring performance, resource consumption, safety indicators, cybersecurity events, and operational outcomes. This incremental approach enables rapid corrective action when unexpected issues emerge.

Throughout each deployment stage, continuous monitoring plays a critical role in ensuring operational integrity. Telemetry, performance metrics, system logs, health indicators, and policy-compliance records provide evidence that the deployed model continues to operate within acceptable performance and governance boundaries. Monitoring systems can also trigger automated alerts, rollback procedures, or reauthorization reviews when anomalies, performance degradation, or security concerns are detected.

An equally important component of staged activation is **rollback preparedness**. Industrial deployment policies typically require organizations to maintain the ability to deactivate a newly deployed model and restore a previously approved configuration. Rollback mechanisms provide protection against unforeseen operational consequences and help ensure business continuity during deployment transitions. In many industrial settings, rollback capabilities are considered mandatory safeguards rather than optional deployment features.

From an architectural perspective, policy-aware deployment and staged activation represent the final governance checkpoint between model preparation and operational intelligence. They ensure that AI systems are introduced into production environments through a controlled

process that balances innovation and operational reliability. By combining authorization controls, phased activation strategies, continuous monitoring, and rollback preparedness, organizations can deploy industrial AI systems with greater confidence while maintaining safety, compliance, and operational resilience.

This structured deployment approach is summarized in **Table 9.3-C3**, which outlines the major stages, objectives, governance controls, and operational criteria associated with policy-aware deployment and staged activation in industrial AI systems.

The successful installation of an AI model does not automatically imply that the model is operationally ready. In industrial environments, activation decisions must consider equipment status, environmental conditions, safety constraints, cybersecurity requirements, regulatory obligations, and organizational governance policies. Consequently, deployment is typically conducted through multiple controlled stages that progressively increase operational responsibility while continuously assessing performance and risk. Table 9.3-C3 presents a comprehensive framework for policy-aware deployment and staged activation, illustrating how industrial organizations transition AI systems from installation to full-scale operational use through structured governance and risk-management procedures.

Table 9.3-C3 – Policy-Aware Deployment and Staged Activation Framework for Industrial AI Systems

Deployment Stage	Primary Objective	Key Activities	Governance Controls	Exit Criteria
Deployment Authorization	Verify release eligibility	Review approvals, governance metadata validation, version verification	Change-management approval, authorization policies, audit logging	Deployment package formally approved
Target Asset Readiness Assessment	Confirm deployment suitability	Hardware verification, software compatibility checks, resource evaluation	Asset eligibility policies, configuration validation	Target assets certified deployment-ready

Secure Installation	Transfer deployment package to target assets	Secure delivery, package verification, dependency installation	Digital signatures, integrity checks, authentication controls	Successful installation validation
Shadow Deployment	Observe model behavior without operational influence	Parallel inference, decision comparison, performance observation	Restricted execution privileges, monitoring controls	Consistent and acceptable model behavior
Limited Operational Trial	Evaluate performance in controlled conditions	Pilot deployment, supervised execution, operator review	Restricted autonomy, human oversight policies	Operational objectives achieved
Controlled Rollout	Gradually expand deployment scope	Incremental activation across assets or facilities	Phased-release policies, rollback readiness	Successful performance across deployment groups
Full Production Activation	Enable operational execution	Autonomous or semi-autonomous operation	Safety policies, access controls, operational limits	Approved production status
Continuous Validation	Confirm sustained deployment quality	Performance tracking, drift monitoring, anomaly detection	Compliance monitoring, governance auditing	Stable operational behavior
Rollback and Recovery Readiness	Maintain operational resilience	Version preservation, recovery planning, fallback configuration	Emergency response procedures	Rapid restoration capability available

Lifecycle Governance Review	Evaluate ongoing deployment suitability	Audit reviews, compliance assessment, policy verification	Governance frameworks, regulatory compliance controls	Continued deployment authorization

Table 9.3-C3 demonstrates that industrial AI deployment is best understood as a controlled progression of operational trust rather than a single deployment event. The activities described in the table collectively establish a governance-driven approach that enables organizations to verify system readiness while minimizing operational risk.

The deployment lifecycle begins with **deployment authorization** and **target asset readiness assessment**, which verify that both the model and the receiving platform satisfy organizational deployment requirements. These activities ensure that deployment decisions are supported by proper approvals and that target assets possess the required software, hardware, security, and configuration characteristics necessary for reliable model execution.

The framework subsequently proceeds to **secure installation**, where deployment artifacts are transferred and verified within the operational environment. Digital signatures, integrity checks, and authentication mechanisms ensure that only approved and untampered software is introduced into production systems. This stage establishes trust in the deployment package before operational evaluation begins.

A distinctive feature of the framework is the incorporation of **staged activation mechanisms**, including shadow deployment and limited operational trials. Shadow deployment allows organizations to observe model behavior under real operating conditions without permitting model outputs to influence system actions. By comparing model recommendations against existing operational processes, organizations can evaluate performance while avoiding operational disruption. Limited operational trials then introduce controlled opportunities for the model to influence decision-making under carefully monitored conditions and predefined governance constraints.

The table also highlights the importance of **controlled rollout**, which expands deployment incrementally across additional devices, assets, production lines, or facilities. This approach reduces systemic risk by allowing performance evaluation at progressively larger operational scales. If problems emerge, deployment can be paused or reversed before affecting the broader industrial environment.

Only after successful completion of these intermediate stages does the model progress to **full**

production activation, where it assumes its intended operational role. Even at this stage, governance responsibilities continue. Continuous validation activities monitor model behavior, detect performance degradation, identify operational anomalies, and assess potential model drift.

Finally, the inclusion of **rollback readiness** and **lifecycle governance review** emphasizes that deployment remains an ongoing organizational responsibility. Industrial AI systems must remain auditable, recoverable, and compliant throughout their operational lifetimes. These governance mechanisms provide structured safeguards against performance deterioration, security incidents, regulatory violations, or unexpected operating conditions.

Taken collectively, Table 9.3-C3 illustrates that industrial AI deployment is a graduated process of establishing confidence, validating operational behavior, and managing organizational risk. Through policy-aware activation strategies, industrial organizations can deploy AI systems more safely, transparently, and reliably while supporting long-term operational sustainability.

Table 9.3-C3 identifies the principal stages, governance mechanisms, and operational criteria that guide policy-aware deployment and staged activation within industrial AI environments. Although the table presents these elements as discrete deployment activities, they are typically executed as part of a coordinated lifecycle process that progressively increases operational responsibility while continuously managing deployment risk. Industrial organizations must evaluate not only whether a model is technically functional, but also whether it remains suitable for activation under real-world operating conditions, organizational policies, and safety constraints. Figure 9.3-C3 illustrates this progression by depicting the sequence of authorization, readiness assessment, staged activation, controlled rollout, operational monitoring, and rollback decision points that collectively govern the transition from installation to full production operation.

The deployment of industrial AI systems requires a structured activation strategy that balances operational innovation with risk management, safety assurance, and governance compliance. Following installation, AI models are typically subjected to a series of progressively restrictive and increasingly operational deployment stages designed to validate behavior under actual operating conditions before full production authority is granted. These stages enable organizations to evaluate performance, detect integration issues, verify policy compliance, and establish confidence in system behavior while minimizing potential operational disruptions. Figure 9.3-C3 presents the policy-aware deployment and staged activation lifecycle through which industrial AI models are authorized, validated, activated, monitored, and continuously governed throughout production deployment.

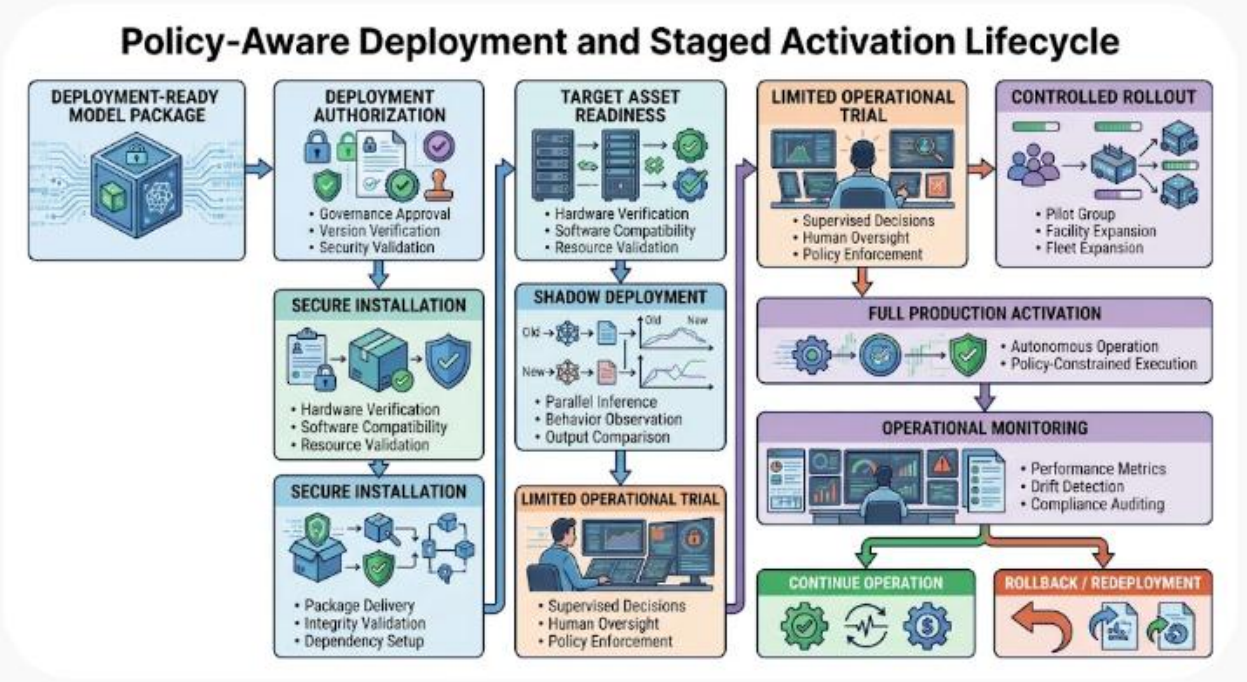

Figure 9.3-C3 – Policy-Aware Deployment and Staged Activation Lifecycle

The figure illustrates the controlled deployment lifecycle through which industrial AI models transition from deployment-ready software packages to fully operational production systems. The workflow incorporates authorization reviews, asset readiness assessments, secure installation procedures, shadow deployment, limited operational trials, controlled rollout, production activation, and continuous operational monitoring. Governance controls, monitoring mechanisms, and rollback pathways ensure that AI systems remain aligned with operational requirements, safety objectives, cybersecurity policies, and organizational deployment standards throughout the activation process.

Legend

Figure Component	***Description***
Deployment-Ready Model Package	*Fully validated and deployment-approved software package prepared for operational installation.*
Deployment Authorization	*Governance approval process verifying version integrity, security status, deployment eligibility, and policy compliance.*
Target Asset Readiness	*Assessment of hardware compatibility, software compatibility, operational status, and resource availability prior to activation.*

Secure Installation	*Controlled installation process involving package delivery, integrity validation, dependency configuration, and platform integration.*
Shadow Deployment	*Operational evaluation stage in which the model processes live data without influencing actual system decisions.*
Limited Operational Trial	*Restricted activation phase where model outputs support decision-making under supervision and predefined policy constraints.*
Controlled Rollout	*Incremental expansion of deployment scope across assets, production lines, facilities, or operational fleets.*
Full Production Activation	*Deployment stage in which the model assumes its intended operational responsibilities within approved governance boundaries.*
Operational Monitoring	*Continuous monitoring of performance, compliance, drift indicators, system health, and operational outcomes.*
Continue Operation Path	*Normal operational condition in which deployment remains active and performance remains acceptable.*
Rollback/Redeployment Path	*Corrective deployment mechanism used when operational anomalies, policy violations, performance degradation, or safety concerns are identified.*
Workflow Arrows	*Sequential progression of authorization, activation, monitoring, and lifecycle governance activities.*

Figure 9.3-C3 illustrates deployment as a progressive process of establishing operational trust rather than a simple software installation event. The figure demonstrates how technical validation, governance oversight, operational monitoring, and risk-management controls interact to ensure that AI systems are introduced into industrial environments safely and responsibly.

The lifecycle begins with a **deployment-ready model package**, representing a model that has successfully completed validation, optimization, packaging, and deployment preparation

activities. Although technically ready for use, the model has not yet been granted permission to operate within the production environment. This distinction emphasizes an important principle of industrial AI governance: deployment readiness and operational authorization are separate decisions.

The first governance checkpoint is **deployment authorization**. At this stage, organizations verify governance approvals, validate software versions, and confirm the security integrity of deployment artifacts. This review establishes organizational accountability and ensures that deployment activities remain consistent with established governance frameworks, cybersecurity policies, and change-management procedures.

Following authorization, the deployment process proceeds to **target asset readiness assessment**. Industrial assets vary significantly in configuration, operating conditions, software environments, and resource availability. Consequently, deployment systems must verify hardware compatibility, software compatibility, and resource sufficiency before installation occurs. These assessments reduce the likelihood of deployment failures caused by platform-specific limitations or configuration inconsistencies.

Once readiness has been confirmed, deployment enters the **secure installation phase**. During installation, deployment packages are transferred to target devices, validated for integrity, and integrated with the required dependencies and software services. Secure installation procedures establish trust in the deployed software while ensuring that installation artifacts remain authentic and unaltered.

The figure next introduces **shadow deployment**, one of the most important mechanisms within modern industrial AI deployment strategies. During shadow operation, the model receives live operational data and generates outputs, but those outputs do not affect production decisions. Instead, model recommendations are compared against existing operational processes. This approach allows organizations to evaluate real-world behavior while eliminating the operational risks associated with immediate activation.

Following successful shadow evaluation, the model progresses to a **limited operational trial**. Here, AI-generated outputs influence operational activities under carefully controlled conditions. Human oversight, supervisory controls, and predefined policy constraints remain active throughout this stage. Limited trials allow organizations to gain confidence in model behavior while maintaining safeguards against unexpected performance deviations.

The next stage, **controlled rollout**, gradually increases deployment scope. Rather than activating the model throughout an entire organization simultaneously, deployment expands incrementally through pilot groups, individual facilities, production lines, or operational fleets.

This phased approach enables organizations to detect localized issues before they affect larger operational environments and is widely regarded as a best practice for managing deployment risk.

Upon successful completion of rollout activities, the deployment reaches **full production activation**. At this stage, the model assumes its intended operational role and may participate in autonomous or semi-autonomous decision-making processes. Nevertheless, the figure makes clear that production activation does not signify the end of governance responsibilities.

The **operational monitoring** stage continuously evaluates deployment health through performance metrics, drift detection mechanisms, compliance auditing activities, and runtime observations. Monitoring ensures that deployed models continue operating within acceptable technical and organizational boundaries while providing early warning indicators of potential issues.

A particularly important feature of the figure is the inclusion of two alternative post-monitoring outcomes: **Continue Operation** and **Rollback/Redeployment**. This dual-path structure reinforces the reality that deployment decisions remain subject to ongoing evaluation. When operational performance remains acceptable and governance requirements continue to be satisfied, deployment proceeds normally. However, if performance degradation, model drift, system anomalies, cybersecurity concerns, or policy violations are detected, rollback and redeployment mechanisms allow organizations to restore approved configurations and initiate corrective actions.

Overall, Figure 9.3-C3 demonstrates that industrial AI deployment is fundamentally a governance-driven lifecycle rather than a single technical event. By combining authorization controls, readiness assessments, staged activation mechanisms, controlled rollout procedures, continuous monitoring, and rollback preparedness, organizations can systematically establish confidence in deployed AI systems while protecting safety, reliability, and operational continuity. The framework therefore represents a practical model for balancing innovation and risk management in industrial AI deployments.

Mathematical Framework: Policy-Based Deployment Authorization

Policy-aware deployment is represented as a constraint-based authorization function. Let the deployment authorization state for device k at time t be:

$$\mathcal{A}_k(t) = \{M_k, D_k, O_k, H_k, S_k, G_k\}$$

The deployment authorization decision is expressed as:

where each $g_j \in \{0,1\}$ represents a mandatory policy condition (such as approved maintenance windows, sufficient battery, thermal thresholds, and verified model integrity). Activation requires Permit (k, t) = 1.

Progressive Fleet Deployment

For large industrial fleets, staged deployment reduces risk. Let N represent total devices, N_c represent devices receiving the candidate model, and $r = \frac{N_c}{N}$ represent the rollout proportion $(0 \leq r \leq 1)$.

A phased deployment follows a progression such as:

$$r \in \{0.01, 0.05, 0.20, 0.50, 1.00\}$$

Advancement depends on observed operational performance $(\mathbf{P}_j = \{A_j, T_j, F_j, E_j\})$ meeting strict safety, latency, and accuracy thresholds.

Rollback and Recovery Management

When a deployed model exhibits anomalous behavior, the rollback decision restores a previously validated baseline:

$$\text{Rollback}(k,t) = \begin{cases} 1, & \text{if } \mathcal{F}_k(t) = 1 \\ 0, & \text{otherwise} \end{cases}$$

Upon authorization, the system executes:

$$M_k(t) \leftarrow M_{\text{stable}}$$

Architectural Significance in Hybrid Edge–Cloud AI Systems

Policy-aware deployment and hardware-aligned packaging translate centralized AI development capabilities into distributed industrial intelligence. Cloud platforms maintain repositories, execute intensive optimization, and coordinate governance policies, while edge platforms verify authenticity and activate configurations locally.

The relationship between cloud-based model management and edge-level execution is expressed as:

$$M_{\text{cloud}} \rightarrow \{M_1, M_2, \ldots, M_N\}$$

Deployment is thus a governed activation process connecting centralized model development with localized inference, autonomous operation, and distributed industrial decision-making.

ii. Monitoring: Continuous Telemetry, Behavioral Metrics, and Operational Anomaly Detection

After deployment, embedded AI models must be continuously evaluated to determine whether they remain accurate, efficient, and appropriate for their operational environments. Initial validation establishes whether a model is suitable for deployment under tested conditions; continuous monitoring determines whether that suitability persists as real-world conditions change.

This distinction is essential because a model may experience performance degradation even when its software remains unchanged. Changes in equipment behavior, sensor characteristics, lighting, vibration, operating temperature, production materials, or environmental conditions can gradually alter the inputs received by the model.

Continuous monitoring therefore evaluates not only model predictions but also the computational environment, sensor integrity, and physical outcomes associated with model execution.

Within distributed industrial AI architectures, monitoring serves as the operational observability mechanism connecting embedded inference, equipment behavior, edge-level analytics, and cloud-based model governance. It provides the evidence necessary to identify emerging problems, distinguish between different sources of degradation, and determine whether corrective actions, model revalidation, or controlled redeployment are necessary.

(1) Inference and Model-Performance Telemetry

Embedded devices can generate operational telemetry describing how a model behaves during execution.

Relevant measurements include:

- **Inference latency:** The time required to process an input and generate an output.
- **Execution-time variability:** Changes in inference duration under different workloads.
- **Prediction confidence:** The model's reported confidence or uncertainty associated with an inference.

- **Classification and detection statistics:** Available performance measurements when ground-truth labels or verified outcomes become available.
- **Input-distribution characteristics:** Statistical properties of sensor observations and extracted features.
- **Model execution failures:** Exceptions, incomplete inference operations, memory errors, and runtime interruptions.
- **Energy consumption:** Power usage associated with sensing, preprocessing, inference, and communication.
- **Hardware utilization:** CPU, GPU, NPU, memory, and thermal utilization.
- **Version information:** Active model identifiers, configuration versions, and deployment status.

These measurements help distinguish between different sources of degradation. For example, increasing inference latency may indicate processor contention, memory pressure, thermal throttling, or a change in the computational workload. A decline in prediction confidence may instead indicate unusual input conditions, sensor degradation, or distributional changes.

The preceding discussion established that continuous monitoring serves as the observability foundation of industrial AI lifecycle management. Once an AI model is deployed, maintaining operational trust requires much more than confirming that the software continues to execute successfully. Organizations must continuously evaluate model behavior, computational performance, input-data characteristics, sensor integrity, resource utilization, and operational outcomes to determine whether the deployed system remains suitable for its intended environment. Monitoring therefore provides the evidence necessary to understand how models behave under changing real-world conditions and to identify emerging risks before they affect operational performance or safety. Table 9.3-C4 summarizes the principal telemetry sources, monitoring functions, analytical mechanisms, and lifecycle-management contributions that collectively support continuous operational assurance for embedded and edge-deployed AI systems.

Table 9.3-C4 presents the major functions associated with continuous monitoring, telemetry collection, and operational anomaly detection throughout the industrial AI lifecycle. The table identifies the primary measurements observed during AI-system operation, the analytical methods used to evaluate those measurements, the outputs generated through monitoring activities, and the role of each function in supporting lifecycle-management decisions. Collectively, these monitoring capabilities provide visibility into model performance,

computational health, sensor integrity, operational behavior, governance compliance, and environmental suitability. Through continuous observation and analysis, organizations can detect degradation, identify emerging anomalies, support drift assessment, and maintain confidence in deployed AI systems operating across distributed industrial environments.

Table 9.3-C4 – Continuous Monitoring, Telemetry, and Operational Anomaly Detection Functions

Monitoring Function	Primary Measurements	Analytical Methods	Outputs	Lifecycle Management Contribution
Inference Latency Monitoring	Response times, execution durations	Performance analytics, trend analysis	Latency profiles	Detects computational degradation
Execution-Time Variability Assessment	Runtime fluctuations, processing consistency	Statistical analysis, workload profiling	Variability indicators	Identifies resource contention
Prediction Confidence Monitoring	Confidence scores, uncertainty estimates	Confidence analytics, uncertainty modeling	Confidence trends	Detects unusual operating conditions
Classification and Detection Performance Monitoring	Accuracy metrics, verified outcomes, detection quality	Performance evaluation, outcome validation	Performance assessments	Validates operational effectiveness
Input Distribution Monitoring	Feature distributions, data characteristics	Statistical profiling, distribution analysis	Distribution-shift indicators	Supports drift detection

Model Execution Failure Tracking	Runtime errors, inference interruptions, memory faults	Event monitoring, fault analytics	Failure reports	Improves operational reliability
Energy Consumption Monitoring	Power usage, energy efficiency	Resource analytics, power profiling	Energy-performance metrics	Supports efficiency optimization
Hardware Utilization Monitoring	CPU, GPU, NPU, memory, thermal metrics	Resource monitoring, capacity analytics	Utilization assessments	Prevents resource saturation
Version and Configuration Tracking	Model identifiers, configuration states, deployment histories	Configuration management, version control	Deployment-status records	Supports traceability
Behavioral Outcome Monitoring	Equipment behavior, process outcomes, autonomous actions	Behavioral analytics, operational assessment	Operational-performance indicators	Connects predictions to results
Sensor Integrity Monitoring	Sensor calibration, signal quality, measurement stability	Signal analytics, sensor-validation methods	Sensor-health assessments	Detects instrumentation degradation
Operational Anomaly Detection	Telemetry deviations, abnormal behavior patterns	Anomaly-detection models, pattern analysis	Operational alerts	Enables early intervention
Governance and Compliance Monitoring	Policy adherence, authorization status, control actions	Compliance analytics, governance evaluation	Compliance reports	Supports accountability and oversight

Source: *Adapted from industrial AI observability frameworks, MLOps monitoring architectures, edge-AI lifecycle-management systems, predictive-maintenance monitoring platforms, and industrial governance-assurance methodologies.*

Understanding Monitoring as Continuous Operational Assurance

Table 9.3-C4 illustrates how monitoring transforms AI lifecycle management from a periodic review activity into a continuous operational process. Whereas deployment validation establishes that a model performs acceptably at the time of release, monitoring evaluates whether that performance remains acceptable as operating conditions evolve.

A central concept represented throughout the table is that AI-system health cannot be determined through a single measurement. Effective monitoring requires observing relationships among model behavior, computational resources, sensor inputs, physical outcomes, operational conditions, and governance constraints simultaneously.

- **Monitoring Computational Performance**

The first set of functions focuses on the operational behavior of deployed AI models.

Inference Latency Monitoring

Inference latency represents the time required for a model to process an input and produce an output. In industrial environments, latency directly influences responsiveness and may affect the ability of autonomous systems to react within required timeframes.

Monitoring latency trends helps organizations identify changes in computational performance that may indicate processor contention, system overload, communication delays, resource competition, or hardware degradation.

Execution-Time Variability Assessment

Average inference time alone rarely provides a complete picture of system performance.

Execution-time variability evaluates fluctuations in processing behavior across different workloads, operating conditions, and environmental contexts. Excessive variability may indicate unstable runtime conditions, inconsistent resource availability, or competing computational demands within the system.

Together, latency and variability measurements provide insight into computational stability and execution consistency.

- **Evaluating Prediction Quality**

The table highlights several functions associated with the quality of model outputs.

Prediction Confidence Monitoring

Many AI systems produce confidence scores or uncertainty estimates alongside predictions. Monitoring these values can reveal subtle changes that may not yet appear in traditional accuracy metrics.

A gradual decline in confidence may indicate unfamiliar inputs, changing operating conditions, deteriorating sensors, or developing forms of distribution shift. Consequently, confidence monitoring provides an early indicator of potential performance degradation.

Classification and Detection Performance Monitoring

When verified outcomes or ground-truth information become available, organizations can directly evaluate model effectiveness.

Performance measurements such as classification accuracy, detection success rates, precision, recall, and outcome validation metrics help determine whether operational performance remains consistent with deployment expectations.

These measurements provide direct evidence regarding the continued suitability of a deployed model.

- **Observing Changes in Input Conditions**

An important theme emerging from the table is that monitoring extends beyond model outputs.

Input Distribution Monitoring

AI systems rely heavily on the characteristics of incoming data. Changes in equipment behavior, environmental conditions, production materials, lighting conditions, sensor settings, or operating procedures may alter input distributions over time.

Monitoring statistical properties of data streams helps identify distributional changes that could affect model behavior even when the model itself remains unchanged.

Input monitoring therefore serves as an important foundation for subsequent drift-detection activities.

- **Detecting Runtime Reliability Problems**

Model Execution Failure Tracking

Industrial AI systems may experience runtime exceptions, incomplete inferences, memory-management issues, communication interruptions, or unexpected processing failures.

Monitoring these conditions provides insight into software reliability and operational robustness. Failure tracking also supports troubleshooting, maintenance planning, and lifecycle-management assessments.

Reliable execution is essential because accurate models provide little value if they cannot consistently operate within production environments.

- **Monitoring Resource Consumption**

The table also emphasizes the importance of computational-resource observability.

Energy Consumption Monitoring

Energy consumption represents an increasingly important consideration for edge and embedded AI environments.

Monitoring power utilization provides information regarding runtime efficiency, battery performance, energy-management effectiveness, and processing demands. These measurements are particularly relevant in mobile, autonomous, and resource-constrained industrial systems.

Hardware Utilization Monitoring

AI workloads compete for computational resources such as processors, accelerators, memory, storage, and thermal capacity.

Monitoring CPU, GPU, NPU, memory, and thermal metrics helps organizations understand how effectively available resources are being utilized and whether capacity limitations may influence performance.

Together, these measurements support efficient and reliable operation of deployed AI systems.

- **Preserving Traceability Through Configuration Awareness**

Version and Configuration Tracking

Monitoring does not focus solely on performance metrics.

Organizations must also maintain awareness of active model versions, deployed configurations, parameter settings, and deployment histories. Tracking this information supports reproducibility, troubleshooting, compliance verification, and lifecycle governance.

Version awareness allows organizations to connect operational observations with specific deployment states and model releases.

- **Connecting AI Behavior to Physical Outcomes**

A distinguishing feature of industrial AI monitoring is its connection to physical operations.

Behavioral Outcome Monitoring

Model predictions ultimately influence equipment actions, operational decisions, maintenance activities, vehicle behaviors, and production processes.

Behavioral monitoring evaluates how those decisions affect operational outcomes. This capability helps determine whether predictions are producing the intended real-world effects and whether system behavior remains aligned with operational objectives.

Monitoring therefore extends beyond digital metrics and into operational performance itself.

- **Assessing Sensor Health and Data Integrity**

Sensor Integrity Monitoring

Industrial AI depends upon reliable sensing infrastructures.

Sensor degradation, calibration drift, communication failures, contamination, environmental interference, and hardware aging can significantly influence model performance. Monitoring sensor health helps distinguish data-quality problems from genuine model degradation.

This distinction is critical because corrective actions differ depending on the source of the problem.

- **Detecting Emerging Operational Anomalies**

The table further highlights **Operational Anomaly Detection** as a key lifecycle-management capability.

Monitoring systems analyze telemetry patterns to identify deviations from expected operational behavior. These anomalies may involve unusual computational performance, changes in prediction behavior, unexpected resource consumption, abnormal equipment responses, or previously unseen operational conditions.

Early identification of anomalies allows organizations to investigate issues before they escalate into more significant operational concerns.

- **Supporting Governance and Compliance**

Governance and Compliance Monitoring

Industrial AI systems increasingly operate within governance frameworks that define authorization requirements, operational constraints, cybersecurity controls, and accountability structures.

Monitoring policy compliance, authorized operation, and governance status ensures that deployed AI systems continue to function within approved boundaries. This capability links technical monitoring activities with broader organizational oversight responsibilities.

- **Monitoring as the Foundation for Lifecycle Decisions**

A broader lesson emerging from Table 9.3-C4 is that monitoring serves as the evidence-generating mechanism for lifecycle management.

Deployment decisions, drift investigations, retraining activities, model updates, rollback procedures, governance reviews, and retirement decisions all depend upon reliable monitoring information. Without observability, organizations have limited ability to determine whether deployed models remain suitable for operational use.

Monitoring therefore functions as the foundation upon which all subsequent lifecycle-management processes are built.

- **From Deployment Validation to Continuous Lifecycle Management**

The progression represented in Table 9.3-C4 is particularly important.

Deployment validation answers the question:

"Was the model appropriate at the time of release?"

Continuous monitoring addresses a much broader question:

"Does the model remain appropriate as operational conditions, resources, equipment, sensors, and environments continue to evolve?"

This distinction marks the transition from static evaluation to dynamic lifecycle governance.

- **Overall Significance**

Overall, Table 9.3-C4 demonstrates that continuous monitoring, telemetry collection, and operational anomaly detection provide the observability framework required for modern industrial AI lifecycle management. Through the systematic collection of performance metrics, behavioral indicators, resource-utilization measurements, sensor-health assessments, operational outcomes, and governance information, organizations can continuously evaluate

the health and suitability of deployed AI systems. These capabilities enable the early detection of degradation, support drift identification, guide corrective actions, and ensure that autonomous systems remain reliable, safe, efficient, and aligned with evolving operational requirements throughout their service lives.

While Table 9.3-C4 summarizes the principal functions associated with continuous monitoring, telemetry collection, and operational anomaly detection, these functions operate together within a broader observability architecture that spans deployed devices, edge infrastructures, cloud analytics platforms, and lifecycle-governance systems. In practice, telemetry collected from embedded models, sensors, processors, and operational equipment must be aggregated, analyzed, correlated, and interpreted before meaningful lifecycle decisions can be made. Monitoring therefore serves as more than a data-collection activity; it provides the informational foundation for anomaly detection, drift identification, compliance evaluation, model-health assessment, and controlled model evolution. Figure 9.3-C4 illustrates this end-to-end observability architecture and demonstrates how monitoring intelligence flows from deployed AI systems into lifecycle-management and governance processes.

Figure 9.3-C4 presents an architecture for continuous monitoring and operational observability within industrial AI environments. The figure illustrates how telemetry generated by embedded AI models, sensors, controllers, autonomous vehicles, robots, and industrial equipment is collected, analyzed, and transformed into lifecycle-management intelligence. Through edge-level monitoring, cloud-based observability analytics, governance evaluation, and corrective-action mechanisms, the architecture supports continuous assessment of model performance, computational health, operational behavior, and deployment suitability. The resulting framework enables organizations to maintain visibility into deployed AI systems throughout their operational lifecycles and to respond appropriately when changing conditions affect model effectiveness or system reliability.

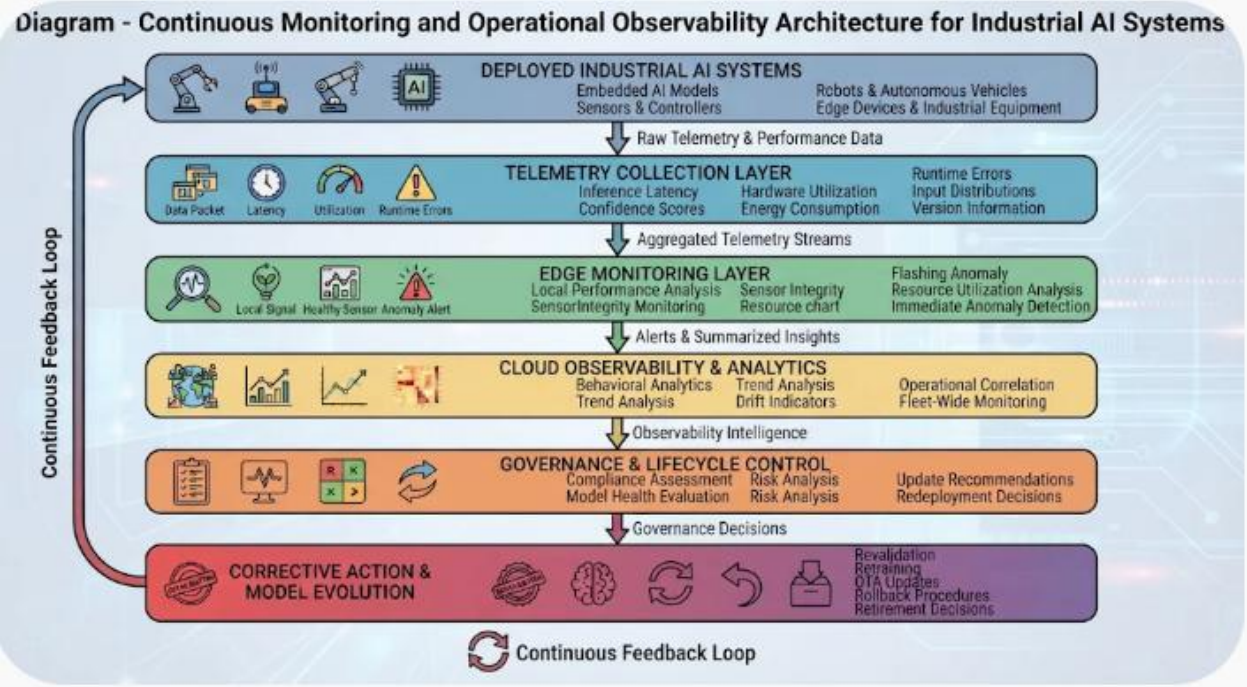

Figure 9.3-C4 – Continuous Monitoring and Operational Observability Architecture for Industrial AI Systems

The figure illustrates how deployed AI systems generate operational telemetry that supports lifecycle management, anomaly detection, governance oversight, and model evolution. Telemetry describing inference behavior, resource utilization, confidence characteristics, input-distribution changes, runtime reliability, and deployment status is collected from embedded and edge-based systems. Edge-level monitoring services provide localized assessment of operational conditions, while cloud-based observability platforms perform behavioral analysis, drift evaluation, trend analysis, and operational correlation across multiple devices and facilities. Governance and lifecycle-control mechanisms use these insights to support compliance assessment, risk evaluation, update planning, revalidation activities, retraining initiatives, rollback procedures, and controlled model evolution.

Legend

Figure Element	***Description***
Deployed Industrial AI Systems	*Operational environment containing active AI models and associated physical systems.*
Embedded AI Models	*Production AI models executing on industrial devices and equipment.*

Sensors & Controllers	*Operational sensing and control components providing model inputs and physical-system interaction.*
Robots & Autonomous Vehicles	*Autonomous systems generating telemetry and operational outcomes.*
Edge Devices & Industrial Equipment	*Computing platforms hosting localized AI inference and monitoring functions.*
Raw Telemetry & Performance Data	*Operational information generated during model execution and physical-system operation.*
Telemetry Collection Layer	*Layer responsible for aggregating monitoring information.*
Inference Latency	*Processing time required to generate model outputs.*
Confidence Scores	*Measures of model certainty and prediction confidence.*
Hardware Utilization	*CPU, GPU, NPU, memory, and processing-resource usage metrics.*
Energy	*Energy required for sensing, computation, communication, and inference operations.*
Runtime Errors	*Exceptions, failures, interruptions, and abnormal execution conditions.*
Input Distributions	*Statistical characteristics of model inputs and observed operational data.*
Version Information	*Model identifiers, deployment versions, and configuration states.*
Edge Monitoring Layer	*Local monitoring environment supporting near-real-time observability.*
Local Performance Analysis	*Assessment of runtime behavior and computational performance.*

Sensor Integrity Monitoring	*Evaluation of sensor health, calibration status, and measurement quality.*
Resource Utilization Analysis	*Assessment of hardware-resource consumption and availability.*
Immediate Anomaly Detection	*Localized detection of abnormal behavior requiring rapid response.*
Cloud Observability & Analytics	*Centralized analytical platform supporting enterprise-level monitoring.*
Behavioral Analytics	*Analysis of operational behaviors and model outputs.*
Trend Analysis	*Identification of long-term changes in performance and operational conditions.*
Drift Indicators	*Measurements suggesting distributional or behavioral changes.*
Operational Correlation	*Cross-device and cross-facility analysis of operational relationships.*
Fleet-Wide Monitoring	*Aggregated visibility across large populations of deployed systems.*
Governance & Lifecycle Control	*Oversight layer responsible for lifecycle-management decisions.*
Compliance Assessment	*Evaluation of policy adherence and governance requirements.*
Model Health Evaluation	*Assessment of overall model suitability and operational effectiveness.*
Risk Analysis	*Evaluation of emerging operational and deployment risks.*
Update Recommendations	*Governance-supported proposals for corrective actions.*
Redeployment Decisions	*Authorization of deployment modifications and lifecycle changes.*

Corrective Action & Model Evolution	*Lifecycle-management processes supporting model adaptation.*
Revalidation	*Verification that models remain suitable for operational use.*
Retraining	*Improvement of models using updated training information.*
OTA Updates	*Controlled over-the-air deployment of approved model updates.*
Rollback Procedures	*Restoration of previously validated model versions when necessary.*
Retirement Decisions	*Controlled removal of obsolete or unsuitable models.*
Continuous Feedback Loop	*Closed-loop monitoring process connecting operational observations with lifecycle actions.*

Understanding Monitoring as an Observability Architecture

Figure 9.3-C4 illustrates how monitoring functions as a continuous observability architecture within industrial AI lifecycle management. Rather than treating deployed AI systems as static assets, the architecture provides mechanisms for continuously evaluating model behavior, computational performance, operational outcomes, and deployment suitability throughout the service life of the system.

A central concept represented by the figure is that lifecycle management depends on reliable operational evidence generated through ongoing observation and analysis.

Beginning with Deployed AI Systems

The architecture begins with **Deployed Industrial AI Systems**.

Embedded AI models operate within sensors, controllers, robots, autonomous vehicles, edge platforms, and industrial equipment while interacting with dynamic physical environments. As these systems execute operational tasks, they generate a continuous stream of telemetry describing both computational activity and operational outcomes.

This telemetry serves as the foundation for lifecycle-management activities.

Collecting Operational Telemetry

The **Telemetry Collection Layer** aggregates measurements generated during normal operation.

Inference latency, confidence scores, hardware utilization, energy consumption, runtime errors, input characteristics, and deployment-version information provide insight into model behavior under real-world conditions. These metrics help organizations understand not only what a model predicts, but also how those predictions are produced and under what operational circumstances.

Telemetry collection therefore establishes the informational basis for observability.

Assessing Conditions at the Edge

The next stage is the **Edge Monitoring Layer**.

Localized monitoring functions evaluate performance, assess sensor integrity, measure resource utilization, and identify anomalies requiring immediate attention. By performing these analyses close to the operational environment, edge monitoring supports rapid situational awareness without requiring continuous cloud connectivity.

This capability preserves responsiveness while reducing reliance on centralized infrastructure.

Supporting Enterprise-Level Observability

The **Cloud Observability & Analytics** layer extends monitoring beyond individual devices.

Telemetry streams originating from multiple systems can be aggregated and analyzed using behavioral analytics, trend analysis, drift assessment, operational correlation, and fleet-level monitoring techniques. This broader perspective enables organizations to identify patterns that may not be visible through local monitoring activities alone.

Cloud observability therefore supports system-wide lifecycle management.

Transforming Observations into Governance Decisions

The **Governance & Lifecycle Control** layer converts monitoring insights into actionable management decisions.

Compliance assessment, model-health evaluation, risk analysis, update planning, and redeployment decisions help determine whether deployed models remain appropriate for operational use. Monitoring information is therefore connected directly to governance processes rather than existing solely for reporting purposes.

This relationship links observability to accountability and oversight.

Enabling Controlled Model Evolution

The architecture culminates in **Corrective Action & Model Evolution** activities.

When monitoring identifies significant changes in model behavior, operational conditions, or deployment suitability, organizations may perform revalidation, retraining, controlled OTA updates, rollback actions, or retirement procedures. These activities help ensure that models continue to evolve in a controlled and governed manner.

Model adaptation therefore becomes an outcome of monitoring rather than an independent process.

Maintaining a Continuous Feedback Loop

One of the most important features of the architecture is the **Continuous Feedback Loop**.

Operational experiences, monitoring results, governance evaluations, and lifecycle decisions continuously influence future deployments and management actions. As conditions evolve, the architecture adapts through repeated cycles of observation, analysis, assessment, and improvement.

This feedback structure transforms lifecycle management into an ongoing process rather than a series of isolated events.

Distinguishing Monitoring from Drift Detection

The figure also helps clarify the relationship between monitoring and later lifecycle-management functions.

Monitoring focuses on collecting and evaluating evidence regarding model behavior and operational conditions. Drift detection, retraining, model updates, and deployment modifications depend upon the monitoring information generated by this architecture.

Monitoring therefore serves as the prerequisite for subsequent lifecycle-management decisions.

Connecting Technical Performance and Operational Outcomes

A broader lesson illustrated by Figure 9.3-C4 is that industrial AI observability extends beyond technical performance metrics.

Effective monitoring incorporates model behavior, hardware performance, operational outcomes, governance status, resource utilization, and physical-system behavior into a unified assessment framework. This broader perspective allows organizations to understand AI systems within their operational contexts rather than merely as software components.

Overall Significance

Overall, Figure 9.3-C4 demonstrates how continuous monitoring and operational observability support industrial AI lifecycle management across deployed systems, edge infrastructures, cloud analytics platforms, and governance environments. Through telemetry collection, localized monitoring, enterprise-level analytics, governance assessment, and corrective-action mechanisms, the architecture enables organizations to maintain visibility into model health, operational suitability, and deployment effectiveness throughout the lifecycle of autonomous systems. These capabilities provide the observability foundation required for anomaly detection, drift identification, controlled model evolution, governance assurance, and long-term operational reliability.

Mathematical Framework: Inference Telemetry and Execution Performance

Inference execution is represented as a time-dependent process in which each input observation produces an associated prediction and execution record.

Let:

$$\mathcal{T}_k(t) = \{x_k(t), y_k(t), c_k(t), \tau_k(t), e_k(t), h_k(t)\}$$

where:

- $x_k(t)$ represents the input observation received by device k.
- $y_k(t)$ represents the model's inference output.
- $c_k(t)$ represents the associated prediction confidence.
- $\tau_k(t)$ represents inference latency.
- $e_k(t)$ represents energy consumption.
- $h_k(t)$ represents the device's hardware and execution state.

The resulting telemetry record provides a time-associated representation of model behavior and computational conditions.

For a sequence of NNN inference operations, average inference latency is expressed as:

$$\overline{\tau} = \frac{1}{N} \sum_{i=1}^{N} \tau_i$$

However, average latency alone can conceal occasional execution delays that are particularly critical in real-time industrial systems. Consequently, latency monitoring examines percentile measurements:

$$\tau_p = \text{Percentile}(\tau_1, \tau_2, \ldots, \tau_N, p)$$

For example:

- P_{50} represents median inference latency.
- P_{95} represents the latency below which 95% of inference operations complete.
- P_{99} represents the latency below which 99% of inference operations complete.

These measurements provide a comprehensive understanding of execution-time behavior, particularly when occasional delays affect robotic coordination, autonomous navigation, or industrial control.

Execution-time variability is evaluated using the standard deviation:

$$\sigma_\tau = \sqrt{\frac{1}{N}\sum_{i=1}^{N}(\tau_i - \overline{\tau})^2}$$

The corresponding coefficient of variation is:

$$\text{CV}_\tau = \frac{\sigma_\tau}{\overline{\tau}}$$

A rising CV_τ indicates unstable execution conditions, processor contention, thermal throttling, or competing workloads. For real-time industrial applications, monitoring evaluates both execution latency and its variability against the permitted timing budget:

$$\tau_{P99} \leq \tau_{\max}$$

where τ_{max} represents the maximum acceptable inference latency for the application. The actual deadline also accounts for sensing, preprocessing, communication, and downstream control execution when these functions contribute to overall response time.

Prediction Confidence and Uncertainty Monitoring

Prediction confidence provides another important telemetry dimension. A model may produce outputs with progressively lower confidence as its input conditions move away from the distributions encountered during training.

For a classification model with C possible classes, the predicted class is expressed as:

$$\hat{y} = \arg \max_{j \in \{1,\ldots,C\}} p_j$$

where p_j represents the predicted probability assigned to class j. The maximum predicted probability is:

$$c_{\max} = \max_j p_j$$

A monitoring system can evaluate whether confidence levels remain within historically established operating ranges. However, high confidence does not necessarily indicate correctness. Neural networks can remain highly confident when processing unfamiliar or corrupted inputs. Confidence monitoring must therefore be supplemented by calibration analysis, input-distribution monitoring, and independent operational observations.

Predictive uncertainty can also be approximated using entropy:

$$H(p) = -\sum_{j=1}^{C} p_j \log p_j$$

Higher entropy indicates a more dispersed predictive probability distribution, although it does not independently establish that an input is anomalous or that the model is incorrect.

Where predictive calibration is important, the Brier score evaluates predicted probabilities against verified outcomes:

$$\mathrm{BS} = \frac{1}{N} \sum_{i=1}^{N} \sum_{j=1}^{C} (p_{ij} - o_{ij})^2$$

where:

- P_{ij} represents the predicted probability for class j in observation i.

- o_{ij} represents the corresponding ground-truth indicator, equal to 1 for the actual class and 0 otherwise.

The Brier score provides a measure of probabilistic prediction error, with lower values indicating better performance. Because ground-truth labels are not always immediately available in industrial environments, calibration and accuracy measurements must often be evaluated retrospectively when verified equipment outcomes, inspection results, or operator-confirmed observations become accessible.

(2) Post-Deployment Monitoring and Runtime Governance

The deployment and activation of an industrial AI model do not mark the end of the AI lifecycle. Rather, they represent the beginning of a continuous operational phase during which model performance, decision quality, resource utilization, cybersecurity posture, and governance compliance must be continuously observed and managed. Industrial AI systems operate within dynamic environments characterized by changing equipment conditions, evolving operational requirements, sensor degradation, environmental variability, shifting production priorities, and emerging cybersecurity threats. As a result, a model that performs satisfactorily during deployment may experience performance deterioration, behavioral drift, or governance noncompliance over time.

Unlike traditional software systems, AI-enabled systems introduce additional uncertainties because decision quality depends not only on software correctness but also on data quality, environmental conditions, statistical assumptions, and learned representations derived from historical observations. Consequently, post-deployment supervision must extend beyond conventional infrastructure monitoring to include continuous evaluation of AI behavior, prediction reliability, model confidence, policy adherence, and alignment with operational objectives.

Post-deployment monitoring and runtime governance therefore establish a comprehensive oversight framework that integrates operational technology (OT), information technology (IT), machine learning operations (MLOps), cybersecurity management, and organizational governance. The objective is to ensure that deployed AI systems continue operating safely, reliably, transparently, and effectively throughout their operational lifetime.

In industrial environments, runtime governance encompasses five interrelated dimensions:

- **Infrastructure and resource monitoring**
- **AI model health monitoring**

- **Behavioral and operational consistency monitoring**
- **Security and trustworthiness monitoring**
- **Governance and compliance monitoring**

Collectively, these dimensions provide continuous assurance that deployed AI systems remain technically functional, operationally appropriate, and organizationally compliant.

- **Infrastructure and Resource Monitoring**

The first layer of runtime governance focuses on the computational environment supporting AI execution.

Continuous monitoring evaluates:

- Inference latency
- Throughput
- CPU utilization
- GPU utilization
- NPU utilization
- Memory consumption
- Network bandwidth utilization
- Storage utilization
- Power consumption
- Thermal behavior
- Device availability

An increase in inference latency or resource utilization may indicate hardware degradation,

excessive workload demand, communication bottlenecks, or software configuration issues. Infrastructure monitoring therefore serves as the foundation for maintaining deployment reliability and ensuring that operational performance remains within acceptable limits.

- **AI Model Health Monitoring**

Beyond computational performance, organizations must continuously evaluate the health of the deployed AI model itself.

Model-health monitoring examines:

- Prediction accuracy
- Confidence distributions
- Classification stability
- Forecasting error
- False-positive rates
- False-negative rates
- Drift indicators
- Model uncertainty

Unlike software defects, AI failures may emerge gradually as operating conditions evolve. New production materials, equipment aging, changing environmental conditions, or altered user behavior can cause incoming data distributions to diverge from those observed during training.

Model-health monitoring provides early warning indicators of reduced model effectiveness before performance degradation leads to operational disruptions.

- **Behavioral Monitoring and Operational Consistency**

While infrastructure monitoring evaluates computational performance and model-health monitoring assesses predictive effectiveness, neither guarantees that AI-driven behavior remains operationally appropriate. Industrial AI systems ultimately interact with physical processes, equipment, workers, and environments. Consequently, monitoring must also examine whether model outputs remain consistent with expected equipment behavior, engineering constraints, safety requirements, and approved operating policies.

Behavioral monitoring focuses on the relationship between AI decisions and real-world operational outcomes. The objective is to determine whether a deployed model continues to generate actions, recommendations, classifications, predictions, or control decisions that remain aligned with physical reality and operational expectations. A model may exhibit acceptable computational performance while simultaneously producing outputs that are operationally unreliable, inconsistent, or potentially unsafe.

This distinction is particularly important because many operational failures arise from changing environmental conditions, sensor degradation, equipment wear, calibration drift, or unforeseen operating scenarios rather than defects in the AI model itself. In such situations, conventional

monitoring approaches that focus exclusively on computational metrics may incorrectly indicate that the system is functioning normally.

For example, an AI-enabled industrial robot may exhibit normal inference latency, stable processor utilization, and acceptable memory consumption while gradually generating less reliable object-position estimates because a vision sensor has become misaligned. From a computational perspective, the AI system appears healthy; however, the quality of the underlying sensor data has deteriorated, leading to progressively less accurate operational decisions. A monitoring framework that evaluates only infrastructure utilization and inference performance would likely fail to identify the underlying cause of the problem.

A more comprehensive behavioral-monitoring framework correlates model outputs with additional operational information, including:

- Sensor-health measurements
- Equipment status indicators
- Calibration records
- Robot-positioning information
- Process-control variables
- Engineering models
- Independent inspection data
- Digital-twin simulations
- Human observations and operator feedback

By integrating these information sources, the monitoring system can identify discrepancies between AI-generated conclusions and independently observed system behavior.

Similarly, an autonomous vehicle may maintain stable computational performance while

experiencing inconsistent object-detection results because of changes in weather conditions, lighting conditions, road-surface characteristics, sensor contamination, or camera degradation. In such cases, behavioral monitoring compares perception outputs across multiple sensing modalities, such as cameras, lidar systems, radar sensors, and positioning systems, to identify inconsistencies requiring further investigation. Divergence among independent data sources often provides an early indicator that model performance or sensor quality may be deteriorating.

Behavioral monitoring also plays a critical role in detecting violations of operational policies and engineering constraints. For example, predictive maintenance systems may begin recommending unusually aggressive maintenance schedules that are technically feasible but inconsistent with established maintenance policies. Likewise, production-optimization algorithms may generate recommendations that maximize throughput while inadvertently increasing equipment stress or energy consumption beyond approved limits. Monitoring systems must therefore evaluate not only whether AI outputs are technically correct but also whether they remain consistent with organizational objectives and operational boundaries.

In advanced industrial environments, behavioral monitoring is frequently integrated with digital twins and physics-based models. These systems provide independent estimates of expected operational behavior that can be compared with AI-generated predictions. Significant deviations between observed outcomes and model expectations may indicate sensor failures, changing operational conditions, model drift, or previously unseen scenarios that warrant corrective action.

Behavioral monitoring further supports explainability and human oversight by providing contextual information regarding why particular outputs are considered unusual or inconsistent. Rather than simply reporting performance degradation, the monitoring framework can identify the specific operational factors contributing to abnormal behavior, thereby improving diagnostic efficiency and accelerating corrective actions.

Ultimately, behavioral monitoring serves as a bridge between AI performance evaluation and real-world operational assurance. By correlating model outputs with equipment behavior, environmental conditions, sensor-health indicators, engineering expectations, and organizational policies, industrial organizations can establish a more comprehensive understanding of AI system performance. This capability is essential for detecting subtle failures that conventional computational monitoring may overlook, thereby helping ensure that deployed AI systems remain safe, reliable, and operationally effective throughout their lifecycle.

Mathematical Framework: Behavioral Consistency and Cross-Sensor Correlation

In multimodal industrial systems, multiple sensors observe different aspects of the same physical process. Let the observation vector be:

$$\mathbf{x}(t) = \begin{bmatrix} x_1(t) \\ x_2(t) \\ \vdots \\ x_m(t) \end{bmatrix}$$

where each $x_j(t)$ represents an observation from a sensor or sensing modality. The AI model generates an estimated operational state:

$$\hat{\mathbf{s}}(t) = f_\theta(\mathbf{x}(t))$$

where:

- f_θ represents the deployed AI model.
- θ represents its learned parameters.
- $\hat{\mathbf{s}}(t)$ represents the estimated physical or operational state.

The monitoring system compares the model's estimated state with an independent reference measurement:

$$\mathbf{r}(t) = \hat{\mathbf{s}}(t) - \mathbf{s}_{\text{ref}}(t)$$

where:

- $s_{ref}(t)$) represents an independently measured or verified reference state.
- r(t) represents the estimation residual.

A residual exceeding an established operating threshold indicates sensor misalignment, model degradation, unexpected physical behavior, or inconsistencies between sensing modalities. For a scalar residual, a simple deviation measure is expressed as:

$$z(t) = \frac{r(t) - \mu_r}{\sigma_r}$$

where:

- μ_r represents the historical mean residual.

- σ_r represents its historical standard deviation.

An anomaly is flagged when:

$$|z(t)| > \lambda$$

where λ represents an application-specific statistical threshold.

For multivariate monitoring, the Mahalanobis distance evaluates deviations while accounting for correlations among variables:

$$D_M^2 = (\mathbf{r} - \boldsymbol{\mu})^T \boldsymbol{\Sigma}^{-1} (\mathbf{r} - \boldsymbol{\mu})$$

where:

- r represents the current residual vector.
- μ represents the historical mean residual vector.
- Σ represents the covariance matrix of historical residuals.

An unusually large Mahalanobis distance indicates that the observed combination of residual values differs from the established operating pattern. This approach is particularly useful when several sensor measurements are individually within acceptable ranges but their combined behavior is inconsistent.

For example, an industrial robot may receive a camera-based object-position estimate that differs from its expected position based on encoder measurements and motion-controller information. This discrepancy reveals camera misalignment, calibration degradation, or an unexpected mechanical condition. Cross-sensor consistency analysis extends monitoring beyond individual sensor thresholds and provides a comprehensive assessment of the relationship between AI predictions and physical system behavior.

- **Security and Trustworthiness Monitoring**

Industrial AI systems increasingly represent high-value cyber-physical assets.

Runtime security monitoring evaluates:

- Model integrity
- Software authenticity

- Configuration consistency
- Access-control enforcement
- Authentication events
- Network anomalies
- Unauthorized modifications
- Supply-chain trustworthiness

Security monitoring may also identify:

- Adversarial inputs
- Data poisoning attempts
- Model extraction attacks
- Unauthorized retraining
- Configuration tampering
- Suspicious operational behavior

Runtime trust assurance ensures that deployed models remain both technically secure and organizationally trustworthy.

- **Governance and Compliance Monitoring**

Industrial AI systems often operate within regulated environments that impose requirements concerning accountability, safety, transparency, and operational control.

Governance monitoring evaluates adherence to:

- Organizational policies
- Operating procedures
- Safety requirements
- Regulatory obligations
- Data-access restrictions
- Autonomy limits
- Human-oversight requirements

Audit logs, deployment records, decision histories, and compliance reports provide evidence that AI systems continue to operate within approved governance boundaries.

Governance monitoring therefore transforms deployment from a one-time approval process into a continuously enforced operational discipline.

The preceding discussion demonstrates that post-deployment oversight extends far beyond verifying whether an AI model remains operational. Industrial organizations must continuously evaluate the technical health, behavioral reliability, security posture, and governance compliance of deployed AI systems to ensure that they remain aligned with operational objectives and approved deployment conditions. Effective runtime governance therefore requires a multidimensional monitoring strategy capable of detecting computational inefficiencies, model degradation, behavioral inconsistencies, cybersecurity threats, policy violations, and emerging operational risks. Table 9.3-C5 summarizes the principal monitoring dimensions, associated metrics, detection objectives, and governance responses that collectively support the ongoing supervision and management of industrial AI systems after deployment.

Table 9.3-C5 – Post-Deployment Monitoring and Runtime Governance Framework for Industrial AI Systems presents a structured framework for maintaining the operational integrity, safety, security, and effectiveness of deployed AI systems. The table organizes runtime governance activities into several complementary monitoring domains, including infrastructure monitoring, model-health assessment, behavioral monitoring, cybersecurity supervision, compliance evaluation, and rollback management. Together, these domains form a continuous oversight architecture that enables industrial organizations to identify emerging risks, detect abnormal behavior, support corrective actions, and ensure the long-term reliability of AI-enabled operations.

Table 9.3-C5 – Post-Deployment Monitoring and Runtime Governance Framework for Industrial AI Systems

Monitoring Dimension	Primary Objective	Representative Metrics	Typical Detection Targets	Governance Actions
Infrastructure Monitoring	Maintain runtime stability	Latency, throughput, CPU/GPU/NPU utilization, memory usage	Resource saturation, device failures, bottlenecks	Resource scaling, workload redistribution

Energy and Thermal Monitoring	Ensure operational sustainability	Power consumption, battery status, thermal indicators	Excessive energy usage, overheating	Resource throttling, maintenance scheduling
Model Performance Monitoring	Maintain predictive effectiveness	Accuracy, precision, recall, forecasting error	Accuracy degradation, performance decline	Recalibration, retraining review
Drift Monitoring	Detect environmental and data changes	Data-drift metrics, concept-drift indicators	Distribution shift, evolving operating conditions	Model update initiation
Confidence Monitoring	Evaluate prediction reliability	Confidence scores, uncertainty estimates	Ambiguous predictions, reliability reduction	Human review escalation
Behavioral Monitoring	Ensure operational consistency	Decision consistency, policy adherence	Abnormal actions, unsafe outputs	Operational intervention
Sensor Health Monitoring	Validate data quality	Calibration status, fault rates, signal integrity	Sensor degradation, contamination	Calibration or replacement
Cybersecurity Monitoring	Protect system integrity	Authentication logs, integrity checks	Unauthorized access, tampering, attacks	Security response activation
Compliance Monitoring	Verify policy adherence	Audit logs, governance indicators	Policy violations, authorization failures	Governance review
Rollback Monitoring	Support operational resilience	Incident frequency, anomaly severity	Deployment failures, unstable behavior	Rollback or redeployment

Table 9.3-C5 illustrates that effective runtime governance requires monitoring multiple dimensions of system behavior simultaneously. Unlike conventional software systems, industrial AI deployments depend not only on computational correctness but also on the continued validity of data, models, sensors, operating conditions, and organizational policies. Consequently, runtime governance must combine technical supervision with operational and organizational oversight.

The first categories of the framework focus on **infrastructure monitoring** and **energy and thermal monitoring**, which evaluate the health of the computational environment supporting AI execution. Metrics such as latency, throughput, processor utilization, memory consumption, power usage, and thermal conditions provide insight into whether deployment platforms can continue supporting AI workloads reliably. Abnormal resource consumption patterns may indicate hardware degradation, excessive workloads, software misconfigurations, or emerging operational failures. These monitoring activities therefore serve as foundational mechanisms for maintaining system availability and execution stability.

The framework next addresses **model performance monitoring**, **drift monitoring**, and **confidence monitoring**, which collectively assess the analytical health of the AI model itself. Model-performance metrics evaluate whether predictive effectiveness remains within acceptable limits, while drift-monitoring mechanisms detect changes in input distributions, operational conditions, or underlying process characteristics. Confidence monitoring provides additional insight into prediction reliability by identifying situations in which the model becomes increasingly uncertain or encounters unfamiliar operating conditions. Together, these mechanisms help organizations recognize performance degradation before it affects operational outcomes.

A particularly important component of the framework is **behavioral monitoring**, which extends beyond traditional performance assessment to examine whether AI outputs remain consistent with equipment behavior, engineering expectations, and operational policies. This category recognizes that models may continue producing predictions while gradually deviating from physical reality because of sensor degradation, calibration drift, environmental changes, or unforeseen operating scenarios. Behavioral monitoring therefore provides an essential validation layer linking AI-generated decisions to observable system behavior.

The table also emphasizes the significance of **sensor-health monitoring**. Since industrial AI systems often depend on multiple sensing modalities, degraded sensor performance can adversely affect model outputs even when the AI model itself remains unchanged. Monitoring calibration status, signal quality, fault rates, and sensor integrity enables organizations to

distinguish data-quality problems from genuine model-performance issues and thereby support more effective diagnostic and maintenance activities.

Equally important are the categories addressing **cybersecurity monitoring** and **compliance monitoring**. Cybersecurity monitoring protects deployed AI systems from unauthorized access, tampering, integrity violations, and other cyber threats that could compromise operational reliability or safety. Compliance monitoring, in contrast, focuses on ensuring adherence to organizational policies, deployment authorizations, audit requirements, and regulatory obligations. Together, these governance functions help maintain trust, accountability, and operational legitimacy throughout the AI lifecycle.

The final category, **rollback monitoring**, highlights the importance of operational resilience. Runtime governance is not solely concerned with detecting problems but also with enabling appropriate responses when problems occur. By monitoring incident frequency, anomaly severity, deployment stability, and recovery readiness, organizations can determine when corrective actions such as model updates, retraining, redeployment, or rollback procedures are initiated.

Taken as a whole, Table 9.3-C5 demonstrates that post-deployment monitoring is fundamentally a continuous risk-management process. The framework integrates technical performance assessment, model-health evaluation, behavioral validation, cybersecurity protection, governance oversight, and operational recovery mechanisms into a unified approach for sustaining trustworthy industrial AI operations. As industrial AI systems assume increasingly important operational responsibilities, such comprehensive runtime governance becomes essential for maintaining safety, reliability, compliance, and long-term organizational confidence in AI-enabled decision-making.

Table 9.3-C5 identifies the principal monitoring domains, performance indicators, detection objectives, and governance responses that collectively support post-deployment oversight of industrial AI systems. While the table provides a functional view of runtime governance activities, these monitoring processes rarely operate independently in practice. Modern industrial AI environments integrate infrastructure monitoring, model-health assessment, behavioral validation, cybersecurity oversight, and compliance management into a coordinated governance architecture capable of supporting continuous operational decision-making. Figure 9.3-C5 illustrates this integrated perspective by depicting how multiple monitoring subsystems contribute information to a centralized runtime governance process that evaluates operational conditions, determines corrective actions, and supports the continuous evolution of deployed AI systems.

Post-deployment monitoring in industrial AI extends beyond the traditional objective of maintaining system availability. AI-enabled systems require continuous evaluation of model behavior, prediction quality, resource utilization, operational consistency, security posture, and governance compliance throughout their operational lifetime. Because industrial environments are characterized by changing equipment conditions, evolving process dynamics, environmental variability, and shifting operational requirements, runtime governance must integrate information from multiple monitoring sources to maintain situational awareness and support timely intervention. Figure 9.3-C5 presents an AI-centric runtime governance architecture that combines technical monitoring, behavioral assessment, cybersecurity supervision, and organizational governance into a unified operational framework.

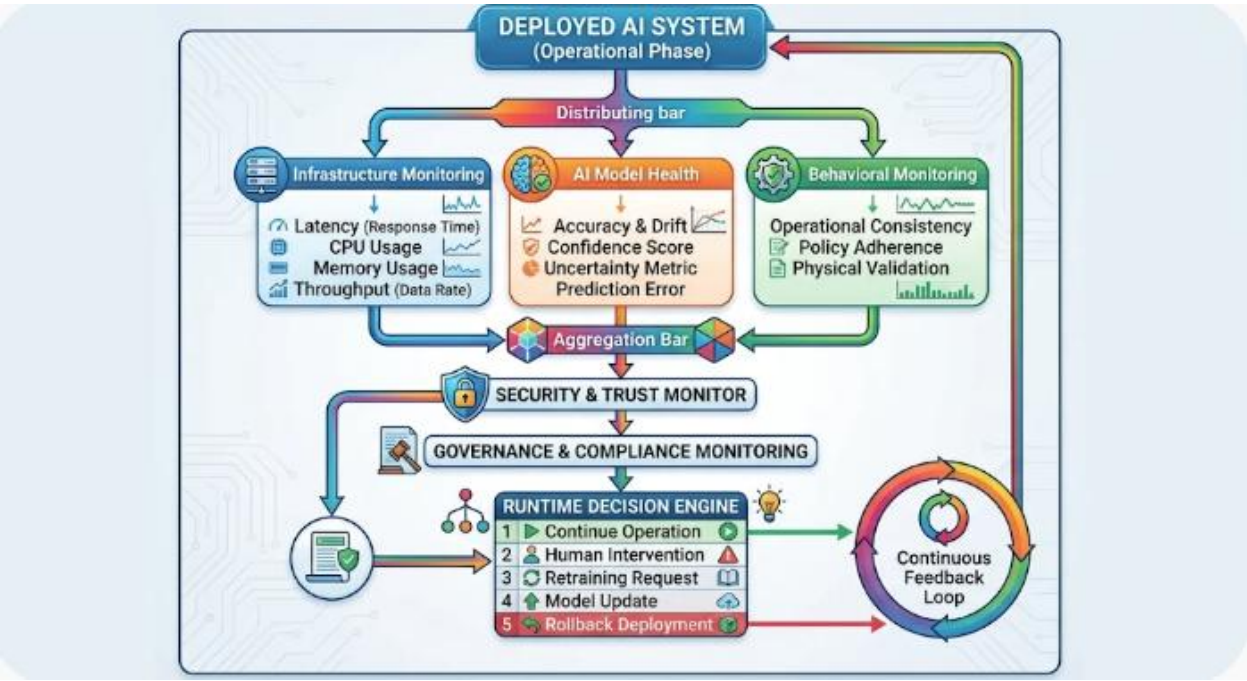

Figure 9.3-C5 – AI-Centric Runtime Governance and Continuous Monitoring Architecture
The figure illustrates a comprehensive runtime governance architecture for deployed industrial AI systems. Infrastructure monitoring, model-health assessment, behavioral monitoring, security supervision, and compliance management continuously evaluate system conditions and provide inputs to a centralized runtime decision engine. Based on observed operational conditions, the governance framework may continue normal operation, request human intervention, initiate retraining activities, perform model updates, or trigger deployment rollback procedures. A continuous feedback loop supports ongoing learning, adaptation, and lifecycle management.

Legend

Figure Component	*Description*
Deployed AI System (Operational Phase)	*Active industrial AI system executing within a production environment and generating operational decisions or recommendations.*
Infrastructure Monitoring	*Evaluation of latency, response time, CPU utilization, memory consumption, throughput, resource allocation, and overall computational performance.*
AI Model Health Monitoring	*Assessment of prediction quality, accuracy, confidence distributions, uncertainty metrics, performance degradation, and model drift indicators.*
Behavioral Monitoring	*Validation of operational consistency, policy adherence, physical plausibility, equipment-response alignment, and behavioral correctness.*
Aggregation Bar	*Consolidation layer that combines monitoring information from multiple oversight domains into a unified governance perspective.*
Security and Trust Monitor	*Continuous supervision of model integrity, authentication status, access controls, cybersecurity events, and trustworthiness indicators.*
Governance and Compliance Monitoring	*Evaluation of policy compliance, audit requirements, operational constraints, regulatory obligations, and deployment governance rules.*
Runtime Decision Engine	*Decision-making component responsible for operational responses based on monitoring observations and governance policies.*
Continue Operation	*Normal operational condition in which monitoring indicators remain within acceptable thresholds.*
Human Intervention	*Governance-driven escalation requiring operator review or expert assessment.*

Retraining Request	*Trigger indicating that model effectiveness may require additional training or adaptation.*
Model Update	*Controlled deployment of revised model versions or updated configurations.*
Rollback Deployment	*Restoration of previously approved model versions in response to significant operational risk or performance degradation.*
Continuous Feedback Loop	*Mechanism through which runtime observations inform future optimization, governance decisions, retraining activities, and lifecycle updates.*

Figure 9.3-C5 illustrates runtime governance as a continuous decision-support process that integrates technical, operational, security, and organizational perspectives into a unified framework for supervising deployed industrial AI systems. The figure emphasizes that successful post-deployment governance depends not on a single monitoring mechanism but on the coordinated interaction of multiple specialized monitoring domains.

The architecture begins with the **Deployed AI System**, representing the operational phase of the AI lifecycle. Unlike earlier lifecycle stages focused on development, validation, packaging, and deployment, the operational phase is concerned with sustaining long-term performance and reliability under real-world conditions. The figure emphasizes that governance activities occur continuously while the system remains active rather than only at predefined review intervals.

Three primary monitoring domains provide the first level of operational visibility. **Infrastructure Monitoring** evaluates the computational environment supporting model execution. Metrics such as latency, processor utilization, memory consumption, and throughput help determine whether underlying hardware resources continue to support reliable operation. Infrastructure monitoring therefore provides visibility into runtime efficiency and platform stability.

Concurrently, **AI Model Health Monitoring** evaluates the analytical condition of the deployed model. This monitoring domain tracks prediction accuracy, confidence distributions, uncertainty measures, and drift indicators that may signal changes in model effectiveness. Because industrial environments evolve over time, this monitoring function helps identify situations in which previously valid model assumptions may no longer hold.

A third monitoring layer, **Behavioral Monitoring**, provides an operational validation capability that extends beyond computational and statistical performance metrics. Behavioral monitoring

verifies that model outputs remain consistent with equipment behavior, engineering expectations, physical constraints, and approved operating policies. This capability is particularly important because AI systems can maintain acceptable computational performance while gradually producing decisions that diverge from operational reality due to sensor degradation, environmental changes, or unforeseen operating conditions.

The outputs of these monitoring domains are consolidated through the **aggregation layer**, which creates a unified operational view of system behavior. Rather than evaluating monitoring metrics independently, the architecture enables relationships among infrastructure conditions, model performance indicators, and behavioral observations to be analyzed collectively. This integrated perspective improves diagnostic accuracy and supports more informed governance decisions.

The consolidated monitoring information is subsequently evaluated by the **Security and Trust Monitor** and the **Governance and Compliance Monitoring** layers. Security monitoring examines issues such as model integrity, access control effectiveness, authentication events, and potential cybersecurity threats. At the same time, governance monitoring evaluates policy adherence, compliance status, audit requirements, autonomy restrictions, and operational constraints. Together, these functions ensure that the deployed AI system remains both technically secure and organizationally accountable.

At the center of the architecture is the **Runtime Decision Engine**, which transforms monitoring information into operational actions. The figure illustrates five potential governance responses. Under normal conditions, the system may continue operation without intervention. When conditions warrant additional oversight, human intervention may be requested. More significant problems may trigger retraining requests or controlled model updates designed to restore acceptable performance. In high-risk situations involving severe degradation, policy violations, or security concerns, rollback procedures may restore a previously approved model version.

A defining feature of the architecture is its **continuous feedback loop**, which demonstrates that runtime governance operates as an ongoing process of observation, evaluation, decision-making, and adaptation. Operational experiences are continuously reintegrated into governance processes, allowing organizations to refine monitoring thresholds, improve deployment strategies, update models, and address emerging risks.

Overall, Figure 9.3-C5 presents runtime governance as a multidimensional supervisory architecture that extends beyond traditional system monitoring. By integrating infrastructure supervision, model-health assessment, behavioral validation, security oversight, compliance

management, and adaptive decision-making, the framework provides a comprehensive approach for maintaining trustworthy industrial AI systems throughout their operational lifecycle. The figure therefore reinforces a central principle of Industrial AI governance: sustained operational trust depends not only on model quality at deployment but also on continuous oversight after deployment.

Mathematical Framework: Post-Deployment Monitoring and Runtime Governance

A runtime governance system can be represented as a composite operational risk function:

$$R(t) = w_1 R_I(t) + w_2 R_M(t) + w_3 R_B(t) + w_4 R_S(t) + w_5 R_G(t)$$

where:

- R(t) = Overall runtime risk score
- $R_I(t)$ = Infrastructure risk
- $R_M(t)$ = Model-health risk
- $R_B(t)$ = Behavioral risk
- $R_S(t)$ = Security risk
- $R_G(t)$ = Governance risk
- w_i = weighting coefficients

with

$$\sum_{i=1}^{5} w_i = 1$$

Infrastructure Health Score

$$H_I = \frac{1}{4}\left(\frac{L_{target}}{L} + \frac{T}{T_{max}} + \frac{M_{avail}}{M_{total}} + \frac{P_{max} - P}{P_{max}}\right)$$

where:

- L = measured latency
- T = throughput
- M = memory
- P = power consumption

Data Drift Measurement

For an input feature distribution:

$$D_{KL}(P||Q) = \sum_i P(i) \log\left(\frac{P(i)}{Q(i)}\right)$$

where:

- P = training distribution
- Q = runtime distribution

Higher values indicate increased divergence between operational data and training data.

Prediction Confidence Stability

$$C_s = 1 - \frac{\sigma_c}{\mu_c}$$

where:

- μ_c = average confidence
- σ_c = confidence standard deviation

Lower values indicate less stable prediction confidence.

Behavioral Consistency Index

$$BCI = 1 - \frac{1}{N}\sum_{i=1}^{N} |y_i - \hat{y}_i|$$

where:

- y_i = observed system outcome
- $\hat{y}_i$ = predicted outcome

A value approaching 1 indicates high operational consistency.

Governance Compliance Score

$$G_c = \frac{N_{compliant}}{N_{total}}$$

where:

- $N_{compliant}$ = compliant decisions
- N_{total} = evaluated decisions

Runtime Intervention Rule

An intervention can be triggered whenever:

$$R(t) > R_{critical}$$

leading to:

$$Action \in \{Monitor, Alert, HumanReview, Retrain, Rollback\}$$

This mathematical framework formalizes runtime governance as a continuously evaluated risk-management process that integrates technical performance, AI effectiveness, behavioral validity, cybersecurity posture, and governance compliance into a unified decision-making architecture.

Operational State Consistency

Industrial equipment typically operates according to established physical and operational constraints. Monitoring incorporates these constraints to evaluate whether model outputs remain plausible. For example, a predictive model estimating motor temperature, robotic position, or vehicle velocity is evaluated against equipment-specific operating limits.

A general operational consistency function is represented as:

$$C_{\text{op}}(t) = \mathbb{I}\left[g(\hat{\mathbf{s}}(t)) \leq 0\right]$$

where:

- g(.) represents an application-specific operational constraint.
- $\mathbb{I}[\cdot]$ represents an indicator function that equals 1 when the constraint is satisfied and 0 otherwise.

For multiple operational constraints:

$$C_{\text{op}}(t) = \prod_{j=1}^{m} \mathbb{I}\left[g_j(\hat{\mathbf{s}}(t)) \leq 0\right]$$

This framework identifies predictions or proposed actions conflicting with established physical or operational limits. Model monitoring does not replace independent safety interlocks or certified control mechanisms. The monitoring layer provides evidence of inconsistency, while safety-critical restrictions remain enforced through appropriately designed control and protection systems.

AI-Driven Anomaly Detection in Monitoring Pipelines

Conventional monitoring systems frequently rely on fixed thresholds and predefined operating limits. While these mechanisms remain useful, they often fail to identify complex deviations involving multiple variables or gradual changes over time.

AI-based monitoring supplements traditional tracking by identifying relationships among:

- Inference latency and processor utilization.
- Energy consumption and model execution frequency.
- Sensor quality and prediction confidence.
- Equipment vibration and anomaly classifications.
- Environmental conditions and perception accuracy.
- Model outputs and expected physical operating states.

For example, a predictive maintenance model may begin producing unusually frequent bearing-failure warnings while operating on equipment whose vibration levels and temperature remain

within established ranges. Correlating model outputs with sensor-health information reveals whether warnings originate from sensor noise or calibration degradation rather than actual mechanical deterioration.

Mathematical Framework: Statistical Anomaly Detection

Let the monitoring system collect a sequence of operational measurements:

$$\mathbf{z}_t = \begin{bmatrix} \tau_t \\ c_t \\ e_t \\ u_t \\ v_t \\ f_t \end{bmatrix}$$

where:

- T_t represents inference latency.
- C_t represents prediction confidence.
- E_t represents energy consumption.
- U_t represents processor or accelerator utilization.
- v_t represents sensor-health measurements.
- F_t represents model execution failure indicators.

Under normal operating conditions, the monitoring system establishes a reference distribution:

$$\mathbf{z}_t \sim \mathcal{D}_{\text{normal}}$$

As new observations arrive, the system evaluates whether their statistical characteristics remain consistent with this reference distribution. A general anomaly score is expressed as:

$$A(t) = d\left(\mathbf{z}_t, \mathcal{D}_{\text{normal}}\right)$$

where d(·) represents an appropriate statistical or learned deviation measure. An anomaly is flagged when:

$$A(t) > \theta_A$$

where θ_A represents the configured anomaly threshold.

Depending on the application, the anomaly score is generated through statistical process control, clustering, isolation-based methods, autoencoders, or other unsupervised and semi-supervised learning techniques.

Multivariate Autoencoder-Based Anomaly Detection

An autoencoder learns the normal relationships among operational telemetry variables by reconstructing its input observations. Let $\mathbf{z}_t \in \mathbb{R}^m$ represent an observed telemetry vector.

The autoencoder consists of an encoder and a decoder:

$$\mathbf{h}_t = f_{\text{enc}}(\mathbf{z}_t)$$

$$\hat{\mathbf{z}}_t = f_{\text{dec}}(\mathbf{h}_t)$$

where:

- h_t represents the compressed latent representation.
- $\hat{\mathbf{z}}_t$ represents the reconstructed telemetry vector.

The reconstruction error is expressed as:

$$E_{\text{rec}}(t) = \frac{1}{m}\sum_{j=1}^{m}(z_{t,j} - \hat{z}_{t,j})^2$$

If the reconstruction error exceeds an established threshold:

$$E_{\text{rec}}(t) > \theta_{\text{rec}}$$

the observation is classified as anomalous.

For example, an industrial gateway may exhibit a combination of rising inference latency, increasing processor utilization, and declining prediction confidence that differs from its learned normal operating behavior. Even when each individual measurement remains within its

predefined limits, the autoencoder identifies the unusual combination through an elevated reconstruction error.

The threshold must be calibrated against representative normal and abnormal operating conditions, with explicit consideration given to false alarms, missed detections, and changing environmental conditions.

Sequential Anomaly Detection and Gradual Degradation

Some industrial anomalies develop gradually rather than appearing as sudden deviations. Fixed thresholds frequently fail to identify these changes until a system has already experienced substantial operational degradation.

The Cumulative Sum (CUSUM) method provides a robust statistical mechanism for detecting persistent, incremental changes in monitored variables. For a monitored measurement x_t, the positive cumulative deviation is expressed as:

$$S_t^+ = \max\left(0, S_{t-1}^+ + x_t - \mu_0 - k\right)$$

where:

- S_t^+ represents the accumulated positive deviation.
- μ_0 represents the established normal operating mean.
- k represents the reference allowance (slack parameter) for normal variation.

An alert is generated when:

$$S_t^+ > h$$

where h represents the detection threshold.

Conversely, the negative cumulative deviation is expressed as:

$$S_t^- = \min\left(0, S_{t-1}^- + x_t - \mu_0 + k\right)$$

This dual formulation allows the monitoring system to identify persistent directional drifts in either direction. For example, gradually increasing inference latency may indicate developing thermal throttling, memory pressure, or hardware degradation. Similarly, progressively

declining confidence scores may indicate optical contamination, sensor misalignment, or calibration drift.

CUSUM successfully isolates these persistent anomalies well before they breach conventional static operating limits.

Input-Distribution Drift and Model Degradation

One of the most critical responsibilities of continuous monitoring is identifying shifts in the statistical characteristics of incoming data. An AI model is trained using observations drawn from a specific data distribution. After deployment, the physical environment often produces observations with altered statistical properties.

These changes are commonly categorized into:

- **Covariate shift:** Changes in the input distribution (P(X)).
- **Label shift:** Changes in the distribution of target classes (P(Y)).
- **Concept drift:** Changes in the conditional relationship between inputs and target outcomes, represented by P (Y|X).

These conditions undermine model reliability even when the deployed model parameters remain completely unchanged.

Mathematical Framework: Input-Distribution Drift

Let the original training distribution be represented as $P_{train}(X)$ and the distribution of incoming operational observations as $P_{current}(X)$. Input-distribution drift occurs when:

$$P_{\text{train}}(X) \neq P_{\text{current}}(X)$$

The monitoring system evaluates the difference between these distributions using statistical distance measures. One standard measure is the Kullback–Leibler (KL) divergence:

$$D_{\mathrm{KL}}(P||Q) = \sum_{x} P(x) \log \frac{P(x)}{Q(x)}$$

For continuous distributions, the corresponding integral formulation is:

$$D_{\mathrm{KL}}(P||Q) = \int P(x) \log \frac{P(x)}{Q(x)}\, dx$$

where:

- P represents the reference distribution.
- Q represents the current operational distribution.

A larger divergence indicates a more significant divergence between the two populations. Because KL divergence is asymmetric and can become undefined or unbounded when distributions have incompatible support, practical monitoring systems deploy smoothed estimates or alternative distribution-distance metrics.

Another robust metric is the Population Stability Index (PSI):

$$\mathrm{PSI} = \sum_{i=1}^{B} (P_i - Q_i) \ln\left(\frac{P_i}{Q_i}\right)$$

where:

- B represents the number of statistical bins.
- P_i represents the reference proportion in bin i.
- Q_i represents the current operational proportion in bin i.

PSI provides a practical mechanism for comparing operational feature distributions against an established baseline population. For example, a visual inspection system may experience a gradual shift in image brightness, contrast, or color distribution as factory lighting conditions change across operational shifts. Distribution monitoring identifies these changes before verified classification accuracy metrics become accessible.

Importantly, input drift does not automatically prove that model performance has degraded. A model frequently remains robust under certain distribution shifts, whereas minor changes in highly sensitive features can trigger severe operational errors. Consequently, drift detection often initiates diagnostic revalidation rather than automatically authorizing model replacement or retraining.

Concept Drift and Delayed Performance Verification

Input-distribution monitoring alone cannot establish whether the statistical relationship between model inputs and actual outcomes has changed. Concept drift occurs when:

$$P_{\text{train}}(Y|X) \neq P_{\text{current}}(Y|X)$$

For example, a predictive maintenance model may initially learn the precise relationship between bearing vibration patterns and mechanical deterioration. Subsequent modifications in equipment configuration, lubrication procedures, operating loads, or mechanical components can alter that relationship. Even if vibration measurements remain statistically similar, the original model becomes less accurate because the underlying physical dynamics have shifted.

When verified labels or operational outcomes become available, model performance is evaluated using a rolling error measure:

$$E_t = \frac{1}{W} \sum_{i=t-W+1}^{t} \ell(y_i, \hat{y}_i)$$

where:

- W represents the monitoring window.
- Y_i represents the verified ground-truth outcome.
- $\hat{y}_i$ represents the model prediction.
- $\ell(\cdot)$ represents the selected loss function.

A persistent increase in E_t indicates declining predictive performance and justifies model investigation or revalidation.

This distinction is particularly important in industrial artificial intelligence because the availability of ground-truth outcomes is frequently delayed. Equipment failure predictions, for instance, require subsequent physical inspections, teardown reports, or maintenance logs before prediction accuracy can be definitively verified.

Accordingly, monitoring architectures must combine immediate indicators—such as input drift and predictive uncertainty—with delayed performance measurements based on verified operational outcomes.

Sensor Integrity and Data-Quality Monitoring

Embedded AI models depend heavily on the quality, continuity, and reliability of their input observations. Sensor degradation can severely impact model performance even when the inference software and learned parameters remain entirely unchanged.

Potential sensor-related problems include:

- Calibration drift.
- Optical contamination.
- Sensor misalignment.
- Intermittent communication failures.
- Missing or duplicated observations.
- Abnormal measurement noise.
- Signal saturation.
- Timestamp inconsistencies.
- Unexpected sampling-frequency changes.

A robust data-quality monitoring framework evaluates the characteristics of incoming observations before or alongside model inference.

Mathematical Framework: Data-Quality Assessment

Let the input-quality vector be expressed as:

$$\mathbf{Q}_x(t) = \begin{bmatrix} q_{\text{complete}}(t) \\ q_{\text{noise}}(t) \\ q_{\text{calibration}}(t) \\ q_{\text{continuity}}(t) \\ q_{\text{timing}}(t) \end{bmatrix}$$

where each component represents a corresponding sensor or data-quality indicator. A simplified aggregate data-quality score is expressed as:

$$Q_x(t) = \sum_{j=1}^{m} w_j q_j(t)$$

subject to:

$$\sum_{j=1}^{m} w_j = 1$$

where w_j represents the relative importance assigned to each data-quality dimension.

In addition to the aggregate score, mandatory sensor-integrity requirements must be enforced independently. For example, a camera-based industrial inspection system evaluates image completeness, brightness distribution, focus quality, and sensor availability. Similarly, a vibration-monitoring system checks signal continuity, noise characteristics, sampling regularity, and calibration status.

If a critical sensor-quality condition fails, the monitoring system flags the affected inference results as potentially unreliable rather than treating them as verified representations of the physical environment. This creates a vital distinction between an actual physical anomaly and an apparent anomaly introduced by degraded sensing equipment.

Resource Utilization and Computational Health Monitoring

Continuous monitoring must evaluate the computational infrastructure supporting model execution. An embedded AI model can remain analytically reliable while its execution environment gradually destabilizes due to processor contention, memory exhaustion, thermal throttling, or strict energy limitations.

Relevant computational measurements include:

- CPU and accelerator utilization.
- Memory allocation and memory pressure.
- GPU and NPU execution statistics.
- Processor temperature.
- Battery state and power consumption.
- Inference queue length.

- Communication bandwidth.
- Runtime exceptions and execution failures.

Mathematical Framework: Resource Utilization and Execution Efficiency

For a given computational resource r, utilization is expressed as:

$$U_r(t) = \frac{R_r^{\text{used}}(t)}{R_r^{\text{available}}(t)}$$

where:

- $R_r^{\text{used}}(t)$ represents the resource currently consumed.
- $R_r^{\text{available}}(t)$ represents its total available capacity.

For CPU utilization:

$$U_{\text{CPU}}(t) = \frac{C_{\text{used}}(t)}{C_{\text{available}}(t)}$$

For memory utilization:

$$U_{\text{MEM}}(t) = \frac{M_{\text{used}}(t)}{M_{\text{available}}(t)}$$

The monitoring system evaluates whether utilization approaches predefined operational thresholds:

$$U_r(t) \leq U_r^{\max}$$

Persistent violations indicate resource contention or insufficient computational capacity.

Energy efficiency is assessed through the relationship between completed inference operations and total energy expended:

$$\eta_E = \frac{N_{\text{inference}}}{E_{\text{total}}}$$

where:

- $N_{inference}$ represents the number of completed inference operations.
- E_{total} represents the associated energy consumption.

The resulting metric expresses inference throughput per unit of energy. Alternatively, the energy consumed per individual inference operation is:

$$E_{\text{per inference}} = \frac{E_{\text{total}}}{N_{\text{inference}}}$$

An increase in energy per inference signals inefficient execution, thermal throttling, excessive preprocessing overhead, or unexpected computational workloads. For battery-powered industrial drones, autonomous vehicles, and mobile inspection robots, this metric is critical because computational efficiency directly dictates operational endurance.

Thermal and Performance Correlation

Thermal conditions directly influence processor frequency and execution performance. A monitoring framework examines the relationship between temperature and inference latency using the Pearson correlation coefficient:

$$\rho_{T,\tau} = \frac{\text{Cov}(T, \tau)}{\sigma_T \sigma_\tau}$$

where:

- T represents processor temperature.
- τ represents inference latency.
- $\rho_{T,\tau}$ represents their correlation coefficient.

A sustained positive correlation indicates that rising temperatures directly coincide with increasing execution latency. While correlation alone does not establish absolute causation, it provides powerful diagnostic evidence when combined with processor-frequency tracking, utilization profiles, and thermal-throttling event logs.

Hierarchical Monitoring Across Devices, Edge Servers, and Cloud Platforms

Monitoring responsibilities are distributed across the edge–cloud continuum to balance real-time responsiveness with macro-level fleet visibility. At the embedded-device level, monitoring focuses on immediate execution health, resource utilization, sensor integrity, and local inference behavior. At the gateway and edge levels, monitoring correlates observations across multiple devices to identify facility-level patterns. Cloud platforms aggregate information across fleets and facilities to isolate systemic problems, compare model performance across deployments, and evaluate long-term operational trends.

This hierarchical arrangement minimizes the need to transmit every low-level measurement to centralized systems while preserving the capability to detect broader operational anomalies. Telemetry transmission is optimized through selective prioritization: devices emphasize critical alerts, summarize routine telemetry, and retain detailed diagnostic records locally until explicit retrieval is required.

Mathematical Framework: Hierarchical Edge–Cloud Monitoring

Let the industrial monitoring architecture comprise:

- N embedded devices.
- G edge gateways or regional edge servers.
- C centralized cloud monitoring services.

Each device k generates a local telemetry stream:

$$\mathcal{T}_k(t)$$

An edge gateway aggregates telemetry from its associated devices:

$$\mathcal{T}_g(t) = \text{Aggregate}\left(\mathcal{T}_1(t), \mathcal{T}_2(t), \ldots, \mathcal{T}_n(t)\right)$$

The cloud platform subsequently aggregates information from multiple edge environments:

$$\mathcal{T}_{\text{cloud}}(t) = \text{Aggregate}\left(\mathcal{T}_{g_1}(t), \mathcal{T}_{g_2}(t), \ldots, \mathcal{T}_{g_G}(t)\right)$$

This aggregation process relies on statistical summaries, anomaly scores, performance distributions, model-version metadata, and selected diagnostic logs rather than complete raw telemetry streams.

Device-Level Monitoring

At the device level, immediate monitoring evaluates local operating conditions:

$$A_k(t) = f\left(\mathcal{T}_k(t)\right)$$

The device initiates a local response when:

$$A_k(t) > \theta_k$$

Possible responses include generating an alert, recording diagnostic telemetry, switching to an approved degraded operating mode, or requesting edge-level evaluation. Any transition affecting safety-critical equipment remains governed strictly by certified control and safety mechanisms.

Edge-Level Monitoring

Edge servers correlate observations from multiple devices to identify facility-level anomalies. For example, if several industrial cameras simultaneously experience declining image quality, the underlying issue likely stems from shared lighting infrastructure, network conditions, or environmental contamination rather than individual model failures.

A facility-level anomaly score is expressed as:

$$A_g(t) = \sum_{k=1}^{n} w_k A_k(t)$$

where:

- $A_k(t)$ represents the anomaly score of device k.
- w_k represents its relative importance within the monitored environment.

Sophisticated aggregation mechanisms incorporate device relationships, spatial proximity, operational dependencies, and temporal correlations.

Cloud-Level Monitoring

Cloud infrastructure provides a macro-level perspective by comparing model behavior across facilities, production lines, and geographically distributed industrial fleets.

Let the monitored performance of model version v across N devices be:

$$\mathbf{P}_v(t) = \{P_{v,1}(t), P_{v,2}(t), \ldots, P_{v,N}(t)\}$$

The cloud platform evaluates fleet-wide performance statistics:

$$\overline{P}_v(t) = \frac{1}{N}\sum_{k=1}^{N} P_{v,k}(t)$$

It also examines performance variation:

$$\sigma_{P_v} = \sqrt{\frac{1}{N}\sum_{k=1}^{N}(P_{v,k} - \overline{P}_v)^2}$$

Significant variance across devices reveals hardware-specific execution problems, environmental variations, inconsistent sensor configurations, or deployment-related anomalies. For instance, a visual inspection model may perform consistently across most production facilities while exhibiting elevated uncertainty at a single location due to unique lighting conditions or camera setups. Cloud-level monitoring isolates this localized degradation without requiring every edge device to transmit complete raw sensor streams.

Telemetry Prioritization and Bandwidth-Aware Reporting

Continuous monitoring must account for communication constraints, particularly when industrial devices operate over wireless networks, mobile connections, or bandwidth-limited industrial links.

Let:

- $B_{available}$ represent available communication bandwidth.
- $B_{critical}$ represent bandwidth allocated to critical monitoring information.
- $B_{routine}$ represent bandwidth allocated to routine telemetry.
- $B_{diagnostic}$ represent bandwidth allocated to detailed diagnostic information.

The reporting architecture must satisfy:

$$B_{\text{critical}} + B_{\text{routine}} + B_{\text{diagnostic}} \leq B_{\text{available}}$$

When bandwidth becomes constrained, the monitoring system prioritizes critical alerts and compact operational summaries while reducing routine reporting frequency or postponing nonessential diagnostic transfers. A general telemetry-prioritization function is expressed as:

$$\Pi_i = \alpha C_i + \beta S_i + \gamma U_i$$

where:

- C_i represents the criticality of telemetry item i.
- S_i represents its operational significance.
- U_i represents its urgency.
- α, β, γ represent weighting coefficients.

Telemetry items with higher priority values receive preferential communication resources. This arrangement preserves timely reporting of important anomalies while limiting unnecessary network traffic. Consequently, the monitoring architecture combines immediate local detection, selective edge aggregation, and cloud-level analytical evaluation without depending on continuous transmission of every low-level measurement.

Monitoring-Driven Operational Responses and Model Lifecycle Governance

Monitoring provides more than visibility into model behavior; it establishes the empirical evidence required to determine whether an embedded AI model continues normal operation, undergoes additional evaluation, or enters a controlled corrective process. Different monitoring outcomes trigger tailored operational responses:

- **Normal operating conditions:** Continue routine inference and telemetry collection.
- **Minor statistical deviation:** Increase monitoring frequency and retain additional diagnostic information.
- **Input-distribution drift:** Evaluate changing environmental conditions and determine whether additional validation is necessary.
- **Sensor-integrity degradation:** Flag affected observations and initiate sensor inspection or recalibration.
- **Computational instability:** Adjust permitted resource allocation or investigate hardware and runtime conditions.

- **Persistent predictive degradation:** Request model evaluation, revalidation, or an approved replacement.
- **Security or integrity violation:** Initiate the applicable security response and restrict unauthorized model execution.

Mathematical Framework: Monitoring-Based Decision and Escalation

Monitoring outcomes are organized into a multi-condition decision function. Let:

$$\mathbf{A}_k(t) = \begin{bmatrix} A_{\text{performance}}(t) \\ A_{\text{drift}}(t) \\ A_{\text{sensor}}(t) \\ A_{\text{resource}}(t) \\ A_{\text{security}}(t) \end{bmatrix}$$

represent the monitoring indicators for device k. A generalized operational monitoring state is expressed as:

$$S_k(t) = \begin{cases} S_{\text{normal}}, & \text{if all indicators remain within approved limits} \\ S_{\text{warning}}, & \text{if noncritical deviations are detected} \\ S_{\text{degraded}}, & \text{if operational reliability is compromised} \\ S_{\text{critical}}, & \text{if a critical security or safety condition occurs} \end{cases}$$

The corresponding response is represented as:

$$R_k(t) = \pi(S_k(t), \mathbf{A}_k(t))$$

where π represents the approved monitoring-response policy. The response may involve additional telemetry collection, diagnostic escalation, model revalidation, controlled model replacement, or an approved transition to a safer operating configuration.

This framework establishes a direct connection between monitoring and the deployment lifecycle described previously. Monitoring identifies when an existing deployment no longer satisfies its original assumptions, while deployment governance determines how any required model changes are validated, authorized, and activated.

Importantly, a detected anomaly does not automatically justify model retraining. The underlying root cause must first be established: a sensor calibration problem, hardware degradation, environmental change, and genuine concept drift each require entirely different corrective measures.

Architectural Significance in Hybrid Edge–Cloud AI Systems

Within the broader hybrid edge–cloud architecture, continuous monitoring provides the

observability foundation that allows distributed industrial AI systems to maintain operational awareness across heterogeneous devices and computing environments.

At the device level, embedded monitoring evaluates immediate inference behavior, sensor quality, and computational health. Edge infrastructure correlates telemetry across connected equipment and identifies localized operational patterns. Cloud platforms provide fleet-wide analysis, long-term performance comparisons, cross-facility anomaly detection, and centralized model lifecycle oversight.

This hierarchical arrangement creates a continuous feedback relationship between deployed AI models and the infrastructure responsible for their management. The resulting monitoring lifecycle is expressed as:

$$\text{Inference} \rightarrow \text{Telemetry} \rightarrow \text{Analysis} \rightarrow \text{Anomaly Detection} \rightarrow \text{Evaluation} \rightarrow \text{Authorized Response}$$

The feedback generated through this process informs model validation, optimization, retraining, redeployment, and operational policy refinement. For example, a cloud-managed predictive maintenance model deployed across several industrial facilities may initially operate within its validated performance range. Over time, monitoring may identify increasing prediction uncertainty at one facility while the same model continues to perform reliably elsewhere.

Edge-level analysis correlates the degradation with sensor-quality measurements, while cloud-level analysis compares the affected deployment against other facilities utilizing the same model version. The resulting evidence indicates that the problem originates from local sensor degradation rather than a fundamental weakness in the AI model. Corrective action therefore focuses on sensor maintenance and recalibration instead of unnecessary model retraining or fleet-wide replacement.

This workflow illustrates the core strength of hierarchical monitoring: local conditions are diagnosed within their operational context, while broader cloud-level analysis provides the comparative evidence necessary to distinguish isolated operational anomalies from systemic

model degradation.

Ultimately, continuous monitoring establishes the operational feedback mechanism connecting deployed intelligence with ongoing model governance. It provides the means to evaluate whether embedded AI models remain accurate, computationally efficient, secure, and behaviorally consistent as industrial environments evolve. Monitoring serves as the foundational observability and diagnostic layer of embedded AI, supporting reliable model execution, informed corrective action, and sustained intelligence across the distributed industrial environment.

iii. Drift Detection: Identifying When Industrial Reality Diverges from Model Assumptions

Even a well-trained and thoroughly validated AI model may become less reliable when the environment in which it operates changes. Industrial systems are particularly susceptible to this problem because their physical processes, equipment configurations, sensor characteristics, and operating conditions evolve throughout their service lives.

Model drift describes changes that cause the statistical or operational assumptions underlying a model to become less representative of current conditions. Drift detection identifies these changes and determines when they may require investigation, recalibration, retraining, or replacement of the deployed model.

Drift does not necessarily indicate that the model is defective. It often reflects the fact that industrial environments are dynamic and that previously valid relationships may change over time.

Three major categories of drift are especially relevant to embedded industrial AI.

(1) Data Drift: Changes in Input Distributions

Data drift occurs when the statistical characteristics of incoming model inputs change relative to the data distribution encountered during training or validation.

For example:

- Changes in factory lighting may alter visual inspection images.
- Sensor aging may introduce additional measurement noise.
- Seasonal temperature variations may change equipment operating profiles.
- Different raw materials may produce new vibration or acoustic signatures.
- Camera contamination may reduce image clarity.

- Changes in operating speed may alter the frequency characteristics of machinery signals.

A visual inspection model trained under consistent lighting conditions may become less reliable when a production facility changes its lighting configuration. Similarly, a vibration-analysis model may encounter different signal distributions after a machine undergoes mechanical modification.

Data drift can be identified through statistical comparisons between reference and current input distributions.

Common techniques include:

- Population Stability Index (PSI).
- Kolmogorov–Smirnov statistical testing.
- Kullback–Leibler divergence.
- Jensen–Shannon divergence.
- Multivariate distribution comparison.
- Embedding-space distance measurements.
- Statistical process-control methods.

These methods can indicate that the model is receiving inputs that differ from its expected operating distribution.

However, data drift does not automatically mean that predictive accuracy has deteriorated. A changed input distribution may be harmless or may reflect a legitimate improvement in operating conditions. Additional performance evidence is needed before deciding that a model requires modification.

(2) Concept Drift: Changes in the Relationship Between Inputs and Outcomes

Concept drift occurs when the relationship between model inputs and the target outcome changes over time.

Unlike data drift, which concerns changes in input distributions, concept drift concerns changes in the underlying relationship that the model is attempting to learn.

For example, a predictive maintenance model may initially learn that a particular combination of vibration, temperature, and electrical current indicates bearing degradation. Following equipment modification, changes in lubrication, mechanical loading, or operating speed may

alter that relationship.

The same sensor measurements may no longer correspond to the same failure probability.

Other examples include:

- Changes in production workflows that alter equipment behavior.
- New vehicle configurations that modify sensor-to-motion relationships.
- Changes in robot payloads that affect expected torque and vibration patterns.
- Modified manufacturing materials that change visual defect characteristics.
- Equipment retrofits that alter normal operating signatures.

Concept drift is particularly challenging because a model may continue producing confident predictions even when the underlying relationship has changed.

Detecting concept drift therefore requires more than monitoring input statistics. It may involve comparing predictions against verified outcomes, maintenance records, inspection results, operator feedback, and delayed ground-truth labels.

Where immediate ground truth is unavailable, the system may use indirect indicators and uncertainty estimates to identify conditions requiring further investigation.

(3) Cross-Fleet and Cross-Facility Drift: Systemic Changes Across Distributed Deployments

In large industrial environments, model drift may occur across individual devices, equipment groups, or entire facilities.

Cross-fleet drift refers to changes that emerge across multiple deployed assets, potentially indicating a shared environmental, operational, hardware, or process-related cause.

For example, an industrial organization operating hundreds of autonomous mobile robots may observe a gradual reduction in localization confidence across several facilities. Further investigation may reveal that a software configuration change, sensor supplier variation, or environmental condition is affecting multiple deployments.

Similarly, a fleet of inspection drones may experience declining image-classification performance because of a common camera calibration issue or a change in inspection environments.

Cross-facility drift analysis enables cloud platforms to compare model behavior across geographically distributed installations and identify patterns that may not be visible at individual

devices.

This capability is especially useful for distinguishing between:

- Localized sensor or hardware degradation.
- Facility-specific environmental changes.
- Equipment-specific operating changes.
- Shared software or model defects.
- Systemic changes affecting an entire fleet.

Drift detection and response coordination. Once a potential drift condition is identified, the lifecycle management framework determines its severity, scope, and operational implications.

A typical response process includes:

- **Detection:** Identify statistically or behaviorally significant deviations from established reference conditions.
- **Classification:** Determine whether the observed change represents data drift, concept drift, hardware degradation, or another operational condition.
- **Impact assessment:** Evaluate the affected models, devices, equipment groups, and operational functions.
- **Risk evaluation:** Determine whether the change affects prediction reliability, response time, safety constraints, or production performance.
- **Response selection:** Initiate investigation, recalibration, restricted operation, model retraining, or controlled replacement when appropriate.
- **Verification:** Confirm that the selected corrective action restores acceptable performance under representative operating conditions.

Drift thresholds must reflect the application context, model uncertainty, operational criticality, and potential consequences of incorrect predictions. A minor change in an environmental monitoring model may warrant routine observation, whereas a comparable change in a model supporting robotic perception may necessitate immediate engineering review. This risk-based approach ensures that drift detection sensitivity and response urgency remain proportional to the operational significance of the affected model.

Importantly, drift detection does not automatically authorize unrestricted online learning or

immediate model replacement. Retraining datasets may contain incomplete observations, mislabeled samples, statistical biases, or contaminated information that can adversely affect model performance. Consequently, candidate models generated through retraining require appropriate data-quality assessment, performance evaluation, robustness testing, compatibility verification, and controlled deployment procedures before replacing validated production models. For safety-relevant applications, additional assessment of uncertainty, failure behavior, and compliance with established safety constraints is essential.

Drift detection therefore serves as the **environmental adaptation and early-warning layer** of embedded AI lifecycle management. It identifies conditions under which deployed intelligence may no longer adequately represent the environment, data distributions, or operational relationships for which the model was originally developed and validated. By providing early indications of changing model applicability, drift detection enables timely investigation, controlled adaptation, and continued assurance of operational reliability.

The preceding discussion demonstrates that drift can emerge from multiple sources, ranging from changes in input data distributions and evolving operational relationships to systemic variations affecting entire fleets of deployed assets. Because the causes, consequences, and remediation strategies associated with drift differ substantially, organizations require a structured framework for identifying, classifying, and responding to changing conditions. Effective drift management therefore extends beyond statistical anomaly detection and incorporates operational context, equipment behavior, environmental conditions, governance requirements, and risk assessment processes. Table 9.3-C6 summarizes the major categories of industrial AI drift, their underlying causes, representative industrial manifestations, detection approaches, potential operational impacts, and corresponding response strategies.

Table 9.3-C6 – Industrial AI Drift Detection and Response Framework presents a comprehensive taxonomy of drift conditions commonly encountered in industrial AI deployments. The table organizes drift phenomena according to their origin, operational characteristics, detection methodologies, and corrective actions. By examining drift through multiple perspectives, including data quality, sensor integrity, environmental conditions, operational behavior, fleet-level performance, and governance compliance, the framework highlights the multidisciplinary nature of drift management within industrial AI ecosystems. The table also emphasizes that effective drift detection is not solely concerned with identifying changes but with determining their significance, evaluating associated risks, and supporting appropriate intervention decisions.

Table 9.3-C6 – Industrial AI Drift Detection and Response Framework

Drift Category	Primary Cause	Representative Industrial Examples	Detection Methods	Potential Operational Impact	Typical Response Actions
Data Drift	Changes in input distributions	Lighting changes, sensor aging, temperature variation, new raw materials, contamination effects	PSI, K-S testing, KL divergence, Jensen-Shannon divergence, embedding-distance analysis	Reduced prediction stability, uncertainty increase	Investigation, recalibration, monitoring
Sensor Drift	Degradation of sensing devices	Camera misalignment, calibration errors, signal degradation, sensor wear	Sensor-health monitoring, calibration verification, signal-quality analysis	Reduced data quality and model reliability	Sensor maintenance, recalibration, replacement
Environmental Drift	Changes in operating environments	Ambient temperature changes, humidity variations, dust accumulation, weather conditions	Environmental correlation analysis, multivariate monitoring	Degraded model robustness	Environmental compensation or retraining assessment
Concept Drift	Changes in input-to-outcome relationships	Equipment modifications, maintenance changes, new operating	Prediction-versus-outcome comparison, delayed-label analysis,	Accuracy degradation despite stable inputs	Model retraining, rule updates, engineering review

		procedures, altered workflows	uncertainty tracking		
Process Drift	Changes in industrial processes	New production recipes, different materials, altered operating speeds	Process analytics, production-data comparison	Reduced process optimization effectiveness	Process-model adaptation
Fleet Drift	Common changes across distributed assets	Shared hardware changes, software updates, component substitutions	Cross-fleet comparison analytics	Widespread performance degradation	Fleet-level investigation
Facility Drift	Site-specific environmental or operational changes	Factory layout changes, facility upgrades, regional conditions	Cross-facility benchmarking	Localized deployment degradation	Facility-specific optimization
Behavioral Drift	Divergence between AI outputs and expected physical behavior	Unexpected robot behavior, inconsistent control recommendations	Behavioral consistency monitoring, digital-twin comparison	Safety and operational concerns	Operational review and intervention
Governance Drift	Deviations from approved operating policies	Increasing autonomy levels, policy bypasses, configuration changes	Audit logs, compliance analytics	Compliance and regulatory risk	Governance assessment
Systemic Drift	Multi-source organizational change affecting	Enterprise-wide technology	Multi-domain correlation analysis	Large-scale deployment impact	Strategic review and

	multiple systems	changes, platform updates			coordinated response

Table 9.3-C6 illustrates that drift is not a single phenomenon but rather a collection of related conditions through which deployed AI models gradually become less representative of the environments in which they operate. The framework demonstrates that effective drift management requires distinguishing among different sources of change because each category presents unique challenges, risks, and corrective-action requirements.

The first group of drift categories focuses on **data drift**, **sensor drift**, and **environmental drift**, all of which involve changes affecting the information received by the model. Data drift occurs when the statistical characteristics of incoming inputs diverge from those observed during model development and validation. Such changes may arise from variations in operating practices, environmental conditions, or production inputs. Closely related to this phenomenon is sensor drift, where deterioration, contamination, calibration errors, or component aging reduce measurement quality and thereby alter the information available to the model. Environmental drift extends this concept further by recognizing that factors such as temperature, humidity, lighting, weather, and facility conditions may influence both sensor behavior and process dynamics. Together, these forms of drift illustrate how changes in the operational environment can affect AI systems even when the underlying model remains unchanged.

The framework next addresses **concept drift**, which is often among the most consequential forms of drift encountered in industrial AI applications. Unlike data drift, concept drift occurs when the relationship between inputs and the target outcome changes. As equipment, processes, materials, and workflows evolve, relationships that were once predictive may become less informative or even misleading. Because concept drift directly affects the validity of learned relationships, its detection often requires performance evaluation against operational outcomes, maintenance records, inspection findings, or other forms of ground-truth evidence. Consequently, concept drift is frequently more difficult to identify and remediate than simple distributional changes.

The inclusion of **process drift** reflects the reality that industrial operations are continuously optimized and refined. Changes in production procedures, operating speeds, process recipes, or manufacturing methods may alter the characteristics of the environment in which AI models function. Although such changes may improve operational performance, they can also reduce the applicability of previously validated models. Process-drift monitoring therefore serves as an

important mechanism for ensuring that AI systems remain aligned with evolving industrial practices.

The table further expands drift analysis beyond individual assets through the concepts of **fleet drift** and **facility drift**. These categories recognize that industrial AI deployments increasingly operate across distributed networks of equipment, facilities, and geographic regions. Fleet-wide and facility-specific analyses enable organizations to distinguish localized problems from systemic phenomena. For example, a performance change observed across multiple sites may indicate a shared software issue, supplier variation, environmental shift, or operational policy change, whereas degradation isolated to a single asset may suggest localized hardware or sensing problems. This distinction is particularly important for large-scale industrial AI deployments where corrective actions may affect hundreds or thousands of devices.

Another significant category is **behavioral drift**, which examines whether AI outputs remain consistent with expected physical behavior and operational constraints. Behavioral drift highlights the possibility that a model may continue performing acceptably according to conventional quantitative metrics while simultaneously producing recommendations or actions that diverge from engineering expectations, physical realities, or safety requirements. This category therefore serves as a bridge between statistical monitoring and operational assurance.

The framework also recognizes **governance drift**, which extends drift detection beyond purely technical concerns. Policy changes, configuration modifications, increasing levels of autonomy, and evolving compliance requirements may alter the conditions under which a model is authorized to operate. Governance drift therefore highlights the importance of continuously evaluating whether deployed AI systems remain aligned with organizational objectives, regulatory obligations, and approved operating policies.

Finally, the inclusion of **systemic drift** emphasizes the need for enterprise-level awareness. Systemic drift often emerges when multiple changes interact across technological, operational, environmental, and organizational domains. Because such conditions may affect entire fleets or organizational AI ecosystems, they require coordinated investigation and strategic response rather than isolated corrective actions.

An important contribution of Table 9.3-C6 is its explicit linkage between drift detection and response actions. The framework demonstrates that not all drift conditions demand immediate retraining or model replacement. Some changes may require only observation or recalibration, while others may necessitate engineering investigation, operational restrictions, retraining activities, or controlled deployment of updated models. This distinction reinforces the principle that drift management is fundamentally a risk-based decision process rather than a purely

statistical exercise.

Taken as a whole, Table 9.3-C6 portrays drift detection as a comprehensive lifecycle-management capability that integrates statistical analysis, engineering knowledge, operational monitoring, and governance oversight. By systematically identifying when industrial reality begins to diverge from model assumptions, the framework enables organizations to maintain confidence in deployed AI systems while supporting safe adaptation to changing operational conditions. As industrial AI deployments continue to expand in scale and complexity, such structured approaches to drift detection and response become increasingly important for sustaining long-term model reliability, operational effectiveness, and organizational trust.

Table 9.3-C6 categorizes the principal forms of drift encountered in industrial AI deployments and summarizes their causes, detection methods, operational implications, and corrective responses. While the table provides a structured taxonomy of drift phenomena, drift management in practice involves a sequence of interconnected analytical and governance activities that extend beyond simple detection. Industrial organizations must not only identify deviations from expected conditions but also classify their causes, evaluate their significance, assess operational risks, and determine appropriate corrective actions. Figure 9.3-C6 illustrates this broader lifecycle perspective by depicting how monitoring systems transform observed changes into structured decisions that support adaptation, intervention, and long-term model reliability.

Drift detection functions as the environmental adaptation mechanism of industrial AI lifecycle management. As deployed models encounter evolving operational conditions, changing equipment characteristics, new environmental influences, and shifting process dynamics, the assumptions that originally supported model development may gradually become less representative of reality. Effective lifecycle management therefore requires more than identifying statistical anomalies; it requires a systematic process for determining the source, significance, and operational consequences of observed changes. Figure 9.3-C6 presents a comprehensive drift-detection and response lifecycle that integrates monitoring, analytics, classification, risk assessment, decision-making, and corrective-action verification within a continuous governance framework.

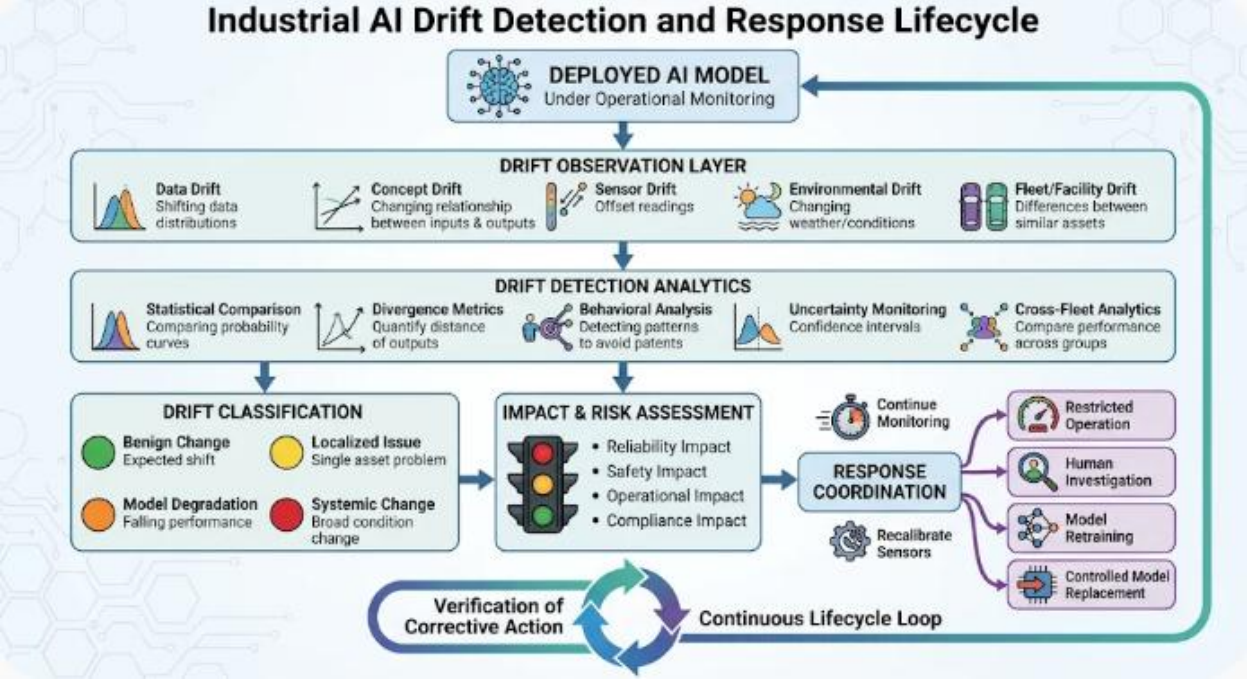

Figure 9.3-C6 – Industrial AI Drift Detection and Response Lifecycle

The figure illustrates the lifecycle through which deployed industrial AI systems identify, analyze, classify, and respond to changing operational conditions. Multiple forms of drift, including data, concept, sensor, environmental, and fleet-level drift, are continuously monitored and evaluated using statistical, behavioral, uncertainty-based, and cross-fleet analytical techniques. The resulting assessments support risk-informed decisions regarding monitoring, investigation, recalibration, retraining, operational restrictions, or controlled model replacement. Verification activities close the lifecycle loop by confirming the effectiveness of corrective actions and supporting continuous adaptation.

Legend

Figure Component	***Description***
Deployed Model Under Operational Monitoring	*Active AI model continuously supervised throughout its production lifecycle.*
Drift Observation Layer	*Monitoring layer responsible for identifying potential changes in operating conditions, data characteristics, sensor behavior, environmental context, and fleet-wide performance.*
Data Drift	*Changes in statistical properties of model inputs relative to training or validation distributions.*

Concept Drift	*Changes in the relationship between inputs and outcomes, reducing model validity over time.*
Sensor Drift	*Measurement deviations caused by calibration loss, aging components, contamination, or hardware degradation.*
Environmental Drift	*Changes in operational surroundings such as lighting, weather, temperature, humidity, or facility conditions.*
Fleet/Facility Drift	*Systemic changes affecting groups of deployed assets, installations, or operational regions.*
Drift Detection Analytics	*Analytical layer employing statistical comparison, divergence analysis, behavioral evaluation, uncertainty assessment, and fleet-level analysis.*
Drift Classification	*Categorization of detected changes according to severity, scope, and likely cause.*
Impact and Risk Assessment	*Evaluation of reliability, safety, operational, economic, and compliance implications.*
Response Coordination	*Selection and orchestration of appropriate corrective actions.*
Corrective Action Options	*Continue monitoring, restrict operation, conduct investigation, recalibrate equipment, retrain models, or replace deployed models.*
Verification of Corrective Action	*Confirmation that the selected response restores acceptable performance and operational reliability.*
Continuous Lifecycle Loop	*Feedback mechanism supporting ongoing adaptation, supervision, and lifecycle governance.*

Figure 9.3-C6 presents drift management as a continuous governance process designed to maintain alignment between deployed AI systems and the evolving industrial environments in which they operate. Rather than treating drift as a purely statistical phenomenon, the figure emphasizes that drift detection encompasses operational observation, analytical evaluation, risk assessment, and corrective intervention.

The lifecycle begins with a **deployed AI model operating under continuous monitoring**. This starting point underscores a fundamental principle of industrial AI governance: model validity cannot be assumed indefinitely. Even a well-trained and thoroughly validated model may gradually become less representative of its operational environment as equipment, processes, sensors, and operating conditions change over time.

The first stage of the lifecycle, the **Drift Observation Layer**, continuously monitors multiple categories of potential change. The figure explicitly identifies data drift, concept drift, sensor drift, environmental drift, and fleet or facility drift as major sources of variation. Collectively, these categories acknowledge that degradation in model applicability may originate from changes in data distributions, physical equipment, environmental conditions, operational practices, or broader organizational influences.

Observed changes are subsequently analyzed by the **Drift Detection Analytics** layer. The figure highlights several complementary analytical approaches, including statistical comparison techniques, divergence metrics, behavioral analysis, uncertainty monitoring, and cross-fleet analytics. This multi-method approach is particularly important because no single analytical technique can reliably identify all forms of drift. While statistical methods may reveal distributional changes, behavioral and uncertainty-based approaches provide additional evidence regarding the operational significance of those changes.

Following detection, the workflow proceeds to **Drift Classification**, where observed deviations are categorized according to their likely cause and severity. The figure distinguishes among benign changes, localized issues, model degradation, and systemic changes. This classification process is essential because not every observed deviation represents a meaningful threat to model performance. Some changes may simply reflect expected operational variability, whereas others may indicate substantial reductions in model reliability.

Once drift has been classified, the system performs **Impact and Risk Assessment**. This stage evaluates the implications of the detected condition across multiple dimensions, including reliability, safety, operational effectiveness, and compliance requirements. The inclusion of risk assessment highlights an important industrial principle: response decisions are determined not solely by the presence of drift but also by its potential consequences. A minor distributional shift affecting a low-risk monitoring application may warrant observation, whereas a similar change affecting robotic perception or industrial process control may require immediate intervention.

The **Response Coordination** stage translates analytical findings into operational actions. The figure illustrates a range of possible responses, reflecting the reality that drift management is

inherently context dependent. In some situations, continued monitoring may be sufficient, particularly when observed changes have minimal operational impact. Other conditions may require equipment recalibration, engineering investigation, restricted operation, or targeted retraining. More severe cases may necessitate controlled deployment of an updated model or replacement of the existing model altogether.

A particularly valuable feature of the figure is the inclusion of **Verification of Corrective Action**. Industrial AI governance cannot assume that corrective measures automatically solve the underlying problem. Verification activities assess whether recalibration, retraining, operational adjustments, or model replacement have successfully restored acceptable performance under representative operating conditions. This stage helps prevent secondary failures and ensures that interventions achieve their intended objectives.

Finally, the **Continuous Lifecycle Loop** reinforces the concept that drift detection is not a one-time activity but an ongoing adaptation capability. Operational environments continue to evolve, requiring continuous observation and reassessment throughout the deployment lifecycle. New drift events, changing risks, and emerging operational conditions may necessitate additional monitoring, analysis, and intervention in the future.

Overall, Figure 9.3-C6 portrays drift detection as the environmental adaptation and early-warning layer of industrial AI lifecycle management. By integrating observation, analytics, classification, risk assessment, response coordination, and verification within a continuous governance framework, the lifecycle enables organizations to maintain confidence in deployed AI systems despite changing operating conditions. The figure therefore emphasizes that sustaining AI reliability depends not only on building effective models but also on continuously ensuring that those models remain aligned with the realities of the environments in which they operate.

iv. Over-the-Air Model Evolution: Secure, Incremental, and Reversible AI Updates

When monitoring and drift detection reveal that a deployed model requires improvement, the system may initiate a controlled model update. In large industrial deployments, manually accessing every robot, drone, vehicle, sensor, or embedded controller is often impractical.

Over-the-air (OTA) model evolution addresses this challenge by enabling validated AI models, supporting software components, and authorized policy updates to be distributed remotely to connected industrial assets.

OTA updates provide a mechanism for keeping embedded intelligence aligned with improvements developed through cloud-scale training, fleet-level analytics, operational

feedback, and evolving industrial requirements.

However, remotely updating an industrial AI model introduces significant operational and cybersecurity risks. An incorrectly packaged model, interrupted installation, incompatible runtime, compromised update package, or poorly validated behavioral change can affect the reliability of physical equipment.

Consequently, OTA model evolution must be designed around four essential principles: **security, controlled activation, operational validation, and reversibility**.

Secure update distribution and model authenticity. Before an update is transmitted or installed, the system must establish that it originates from an authorized source and has not been modified during distribution.

A secure OTA pipeline may include:

- Cryptographically signed model packages.
- Authenticated update servers and devices.
- Integrity verification through cryptographic hashes.
- Encrypted update communication.
- Secure boot and trusted execution mechanisms where supported.
- Access control for update authorization.
- Version verification and deployment provenance.
- Protection against unauthorized model substitution and rollback attacks.

Model updates must also include supporting metadata that identifies the model version, target hardware platform, software dependencies, intended application, validation status, and applicable deployment policies. This metadata enables receiving devices to verify that an incoming model is compatible with their hardware and software configurations, authorized for its intended operational role, and supported by the required validation evidence.

These mechanisms help ensure that embedded devices receive the correct model and that unauthorized parties cannot silently replace, modify, or introduce unverified versions of deployed intelligence. Combined with cryptographic signatures, package authentication, integrity verification, and secure communication channels, model metadata establishes an additional layer of traceability and deployment assurance throughout the AI lifecycle.

Incremental Deployment and Controlled Activation. OTA systems must distribute and install model updates through controlled procedures that minimize operational disruption and preserve the availability of existing production capabilities.

An update can initially be transferred to an inactive storage partition or designated staging area on the target device. The existing production model remains available while the incoming package undergoes installation verification, integrity checks, dependency validation, and compatibility assessment. Activation occurs only after the required verification procedures and operational authorization conditions have been satisfied. This approach allows the updated model to be introduced through a controlled transition while preserving the ability to retain or restore the previously validated version if installation or activation fails.

A controlled update process may involve:

- Retrieving the authorized update package.
- Verifying its digital signature and integrity.
- Checking hardware and software compatibility.
- Confirming sufficient storage, memory, and power.
- Installing the model into an inactive or staging environment.
- Performing runtime initialization and validation checks.
- Activating the new version during an approved operating window.
- Monitoring the updated model for unexpected behavior.
- Confirming successful deployment or initiating rollback.

This approach reduces the risk of partially installed or incompatible models interrupting industrial operations.

Digital twin-assisted validation and operational safeguards. Before activation, an updated model can be evaluated through digital twin simulations, representative test datasets, hardware-in-the-loop testing, and controlled operational trials.

For example, a new obstacle-recognition model intended for an autonomous warehouse robot can be evaluated against simulated pedestrian movement, unexpected obstacles, changes in lighting, and unusual navigation conditions.

The model's behavior can then be compared with the previously deployed version.

However, improved simulation performance does not automatically authorize unrestricted deployment. The updated model must still satisfy application-specific safety requirements, hardware compatibility checks, and operational governance constraints.

Safety-critical protective mechanisms must remain independently effective throughout the update process. When an update cannot be completed without affecting normal operations, the device transitions to an approved maintenance state or continues operating under a previously validated model and control configuration until the updated model satisfies all activation requirements. This approach preserves essential protective functions and prevents incomplete or unverified updates from compromising operational safety.

Rollback and Recovery Mechanisms. A critical feature of industrial OTA model evolution is the ability to reverse an update when the newly deployed model exhibits unexpected behavior or fails to satisfy established performance and operational requirements.

Devices must maintain access to a known-good model version or a validated recovery configuration. If post-deployment monitoring identifies unacceptable latency, excessive memory consumption, inference failures, behavioral anomalies, or operational degradation, the system can initiate a controlled rollback to a previously validated configuration. Rollback decisions can be governed by predefined performance thresholds, integrity checks, operational policies, and recovery procedures.

Rollback procedures must account for more than model weights. An AI model may depend on specific runtime libraries, configuration parameters, preprocessing pipelines, firmware components, or hardware drivers. Restoring an earlier model without simultaneously restoring its compatible dependencies and execution environment may fail to reestablish the original operating conditions. A robust rollback strategy therefore maintains compatible, version-controlled, and traceable records of the complete deployment configuration, including model artifacts, software dependencies, runtime settings, and relevant hardware interfaces.

The update framework must also prevent unauthorized rollback to obsolete, compromised, or vulnerable versions. Recovery operations require authenticated authorization, cryptographic integrity verification, and policy-controlled execution consistent with applicable cybersecurity requirements. These safeguards ensure that rollback restores a trusted operational configuration rather than introducing additional security vulnerabilities or compromising system integrity.

Fleet-wide synchronization and heterogeneous deployment. OTA model evolution becomes more complex when updates must reach thousands of devices operating across different hardware generations, network conditions, and industrial facilities.

A cloud-based deployment manager can coordinate model distribution according to device capabilities, operational criticality, geographic location, and maintenance schedules.

For example, an industrial organization may deploy a new predictive maintenance model to compatible motor-monitoring gateways first, evaluate its performance, and subsequently extend deployment to additional facilities.

Different device groups may require distinct model variants because of differences in processor capabilities, sensor configurations, memory availability, hardware accelerators, and operating environments. A model optimized for a high-performance edge server, for example, may not execute efficiently or reliably on a resource-constrained embedded controller.

Consequently, OTA evolution must support hardware-specific model packages, controlled version compatibility, deployment tracking, and device-level status reporting. These capabilities enable the update infrastructure to identify the appropriate model variant for each target platform, verify hardware and software compatibility, monitor deployment progress, and maintain traceability across heterogeneous industrial assets. This approach ensures that model distribution accounts for the computational capabilities and operational characteristics of individual device groups rather than treating the entire deployment population as a uniform environment.

Continuous Learning Without Uncontrolled Self-Modification. OTA updates establish a connection between cloud-scale learning and embedded execution, enabling validated model improvements to propagate across distributed industrial assets. Through this mechanism, operational data collected from deployed devices can contribute to model refinement, while updated models undergo evaluation and controlled distribution before integration into production environments.

However, continuous learning does not authorize autonomous systems to modify their own production models without appropriate governance and oversight. Model development, retraining, validation, authorization, and deployment remain distinct lifecycle activities. Although embedded systems can continuously collect operational information, monitor model performance, and identify opportunities for improvement, changes to production models require appropriate verification, compatibility assessment, and controlled activation. This separation enables ongoing AI evolution while preserving model integrity, operational stability, and established safety requirements.

A more reliable approach separates model learning from model activation:

- Embedded devices collect operational observations and performance telemetry.

- Edge systems aggregate relevant information and identify local patterns.
- Cloud platforms perform large-scale analysis, retraining, and model refinement.
- Validation pipelines evaluate the candidate model.
- Governance mechanisms approve its intended use and deployment scope.
- OTA systems distribute the authorized version.
- Embedded devices activate the update under approved conditions.
- Monitoring systems evaluate its operational performance.

This separation allows industrial AI systems to improve continuously while preserving control over which models are authorized to influence physical operations.

OTA evolution is therefore the **controlled adaptation and model-distribution layer** of embedded AI lifecycle management. It connects global model improvement with local execution while preserving integrity, traceability, and operational continuity.

The preceding discussion demonstrates that over-the-air (OTA) model evolution encompasses substantially more than the remote distribution of software updates. Effective OTA infrastructures must integrate cybersecurity protections, deployment governance, hardware compatibility management, staged activation procedures, operational validation mechanisms, and rollback capabilities into a unified lifecycle-management framework. Because industrial AI systems directly influence physical assets and operational processes, every update must be treated as a controlled engineering change rather than a routine software installation. Table 9.3-C7 summarizes the principal stages, objectives, operational activities, governance controls, and expected outcomes associated with secure and reliable OTA model evolution across heterogeneous industrial environments.

Table 9.3-C7 – Over-the-Air Model Evolution Framework for Industrial AI Systems presents a comprehensive lifecycle framework for the secure distribution, deployment, activation, monitoring, and management of AI model updates in industrial environments. The framework integrates technical, operational, cybersecurity, and governance considerations into a structured process that supports continuous model improvement while preserving system integrity, operational continuity, and safety requirements. By organizing OTA model evolution into a sequence of controlled stages, the table illustrates how validated model improvements can be propagated throughout distributed fleets of industrial assets without compromising reliability, traceability, or regulatory compliance.

Table 9.3-C7 – Over-the-Air Model Evolution Framework for Industrial AI Systems

OTA Lifecycle Stage	Primary Objective	Key Activities	Security and Governance Controls	Expected Outcome
Model Release Preparation	Prepare validated updates for deployment	Packaging, version assignment, metadata generation, dependency specification	Validation approval, release authorization, provenance documentation	Deployment-ready update package
Update Authentication	Verify update authenticity	Digital signature validation, source authentication, certificate verification	Public-key infrastructure (PKI), cryptographic signing	Trusted update source confirmed
Integrity Verification	Ensure package integrity	Hash verification, tamper detection, package consistency checks	Cryptographic checksums, secure transport	Package integrity confirmed
Compatibility Assessment	Verify deployment suitability	Hardware validation, software dependency checks, resource evaluation	Device eligibility policies, compatibility rules	Appropriate target devices identified
Secure Distribution	Deliver updates to authorized assets	Update transmission, staged download, bandwidth management	Encrypted communication, access control, authenticated channels	Update delivered securely
Staged Installation	Install update without disrupting operations	Staging partition deployment, inactive installation,	Controlled update procedures, rollback readiness	Update installed but not active

		dependency configuration		
Validation and Initialization	Evaluate update readiness	Runtime initialization, startup verification, health checks	Validation policies, safety constraints	Update prepared for activation
Controlled Activation	Transition to updated model	Scheduled activation, policy approval, operational authorization	Governance approval, operational windows	Updated model activated
Post-Activation Monitoring	Observe operational performance	Behavioral monitoring, resource evaluation, anomaly detection	Monitoring thresholds, audit logging	Deployment performance confirmed
Rollback and Recovery	Restore trusted operation when necessary	Version restoration, dependency recovery, configuration rollback	Authorized recovery procedures, integrity verification	Known-good configuration restored
Fleet-Wide Coordination	Manage large-scale deployments	Device grouping, phased rollout, deployment tracking	Centralized governance controls	Consistent enterprise deployment
Continuous Evolution	Support controlled model improvement	Retraining integration, update planning, lifecycle management	Human approval, deployment governance	Sustainable AI evolution

Table 9.3-C7 illustrates that OTA model evolution is fundamentally a lifecycle-governance process rather than merely a software-distribution mechanism. The framework demonstrates how organizations transform validated AI improvements into operational capabilities while maintaining control over security, compatibility, activation, monitoring, and recovery activities throughout the deployment process.

The framework begins with **model release preparation**, where validated models are packaged together with metadata, dependency specifications, version information, validation evidence, and deployment policies. This stage establishes the traceability and governance foundation necessary for secure deployment. By ensuring that update packages contain sufficient contextual information, organizations enable receiving devices to verify compatibility, determine deployment eligibility, and understand the operational purpose of the incoming update.

The next stages focus on **update authentication** and **integrity verification**, which collectively establish trust in the update package before installation occurs. Cryptographic signatures, certificate validation, source authentication, and checksum verification help ensure that updates originate from authorized sources and remain unaltered during transmission. These activities reflect the growing importance of cybersecurity in industrial AI environments, where unauthorized model substitution or malicious modification could affect both digital systems and physical operations.

The framework subsequently emphasizes **compatibility assessment** and **secure distribution**, recognizing that industrial deployments frequently consist of heterogeneous hardware platforms with differing computational capabilities, operating systems, runtime environments, and resource constraints. Compatibility validation ensures that only suitable devices receive specific model variants, while secure distribution mechanisms protect update communications from interception, tampering, or unauthorized access.

A particularly important feature of the framework is the distinction between **staged installation** and **controlled activation**. Rather than immediately replacing existing production models, OTA systems first install updates within protected staging environments where dependencies, configurations, and runtime requirements can be evaluated safely. Activation occurs only after compatibility verification, initialization checks, and governance approvals have been completed. This staged approach minimizes operational disruptions and reduces the likelihood of deploying incompatible or partially installed updates.

The framework also highlights the role of **post-activation monitoring**, which extends deployment oversight beyond successful installation. Monitoring activities evaluate behavioral consistency, performance characteristics, resource consumption, operational reliability, and potential anomalies following activation. These observations provide the evidence required to determine whether the updated model performs as expected under real-world operating conditions.

Closely related to post-activation monitoring is the framework's emphasis on **rollback and**

recovery capabilities. Industrial AI systems must maintain the ability to restore previously validated configurations when unexpected problems emerge. Rollback procedures protect operational continuity by enabling organizations to recover from performance regressions, compatibility failures, behavioral anomalies, or cybersecurity concerns without prolonged disruption to industrial processes. The table appropriately recognizes that recovery mechanisms must extend beyond model parameters to include dependencies, configurations, runtime environments, and supporting software components.

The framework further acknowledges the challenges associated with **fleet-wide coordination**. Large-scale deployments may span thousands of devices distributed across multiple facilities, hardware generations, and operational contexts. Consequently, deployment activities must be coordinated according to device capabilities, operational criticality, maintenance schedules, and geographic considerations. Fleet-management functions provide visibility into deployment status, support phased rollout strategies, and enable centralized governance across diverse industrial infrastructures.

The final stage, **continuous evolution**, connects OTA deployment mechanisms to broader AI lifecycle-management activities. This stage emphasizes that operational learning, performance monitoring, drift detection, retraining, and model refinement form part of an ongoing improvement cycle. Importantly, the framework maintains a clear separation between learning and activation. While deployed systems may contribute operational observations and monitoring data, changes to production models remain subject to validation, governance review, compatibility assessment, and controlled deployment procedures before they influence industrial operations.

Taken as a whole, Table 9.3-C7 demonstrates that OTA model evolution serves as the controlled adaptation and distribution layer of industrial AI lifecycle management. The framework integrates secure software engineering practices, deployment governance, operational validation, fleet management, and continuous improvement into a unified process that enables industrial organizations to evolve AI capabilities while preserving safety, security, reliability, and organizational control. As industrial AI deployments continue to expand in scale and complexity, such structured OTA frameworks become increasingly essential for maintaining trustworthy and sustainable model evolution across distributed operational environments.

Table 9.3-C7 identifies the principal stages, governance controls, security mechanisms, and operational activities that collectively support over-the-air model evolution in industrial AI environments. While the table presents these components as individual lifecycle activities, their effectiveness depends upon their coordination within an integrated deployment architecture. OTA model evolution requires more than secure software distribution; it must connect cloud-

based model improvement, governance approval, cybersecurity validation, fleet-level deployment coordination, staged activation, operational monitoring, and recovery management into a continuous lifecycle process. Figure 9.3-C7 illustrates this integrated perspective by depicting how validated AI improvements progress from development and authorization through secure deployment, activation, monitoring, and future model evolution.

As industrial AI systems become increasingly distributed across robots, autonomous vehicles, drones, embedded controllers, intelligent sensors, industrial gateways, and edge platforms, maintaining model effectiveness requires a scalable mechanism for delivering validated improvements throughout the operational environment. Over-the-air model evolution fulfills this requirement by enabling updated AI capabilities to be distributed remotely while preserving security, reliability, governance compliance, and operational continuity. However, industrial AI updates cannot be treated as ordinary software upgrades because changes in model behavior may directly influence physical processes and operational decisions. Figure 9.3-C7 presents a secure OTA model evolution architecture that integrates controlled deployment, staged activation, cybersecurity safeguards, monitoring, and rollback mechanisms within a comprehensive lifecycle-management framework.

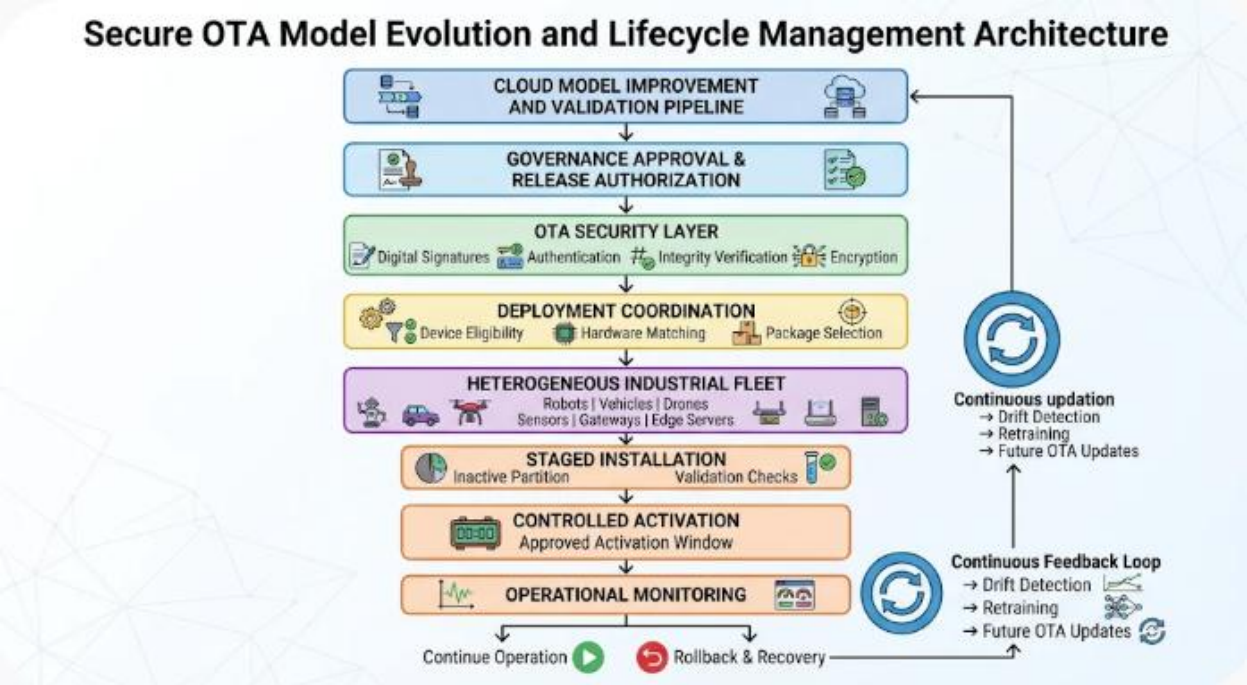

Figure 9.3-C7 – Secure OTA Model Evolution and Lifecycle Management Architecture

The figure illustrates the end-to-end architecture through which validated AI model improvements are securely distributed, installed, activated, monitored, and managed across heterogeneous industrial assets. Governance approval, cryptographic security controls, deployment coordination mechanisms,

staged activation procedures, operational monitoring, and rollback capabilities collectively ensure that model evolution occurs in a controlled, traceable, and reversible manner. Continuous feedback from deployed systems supports future retraining, drift adaptation, and lifecycle improvement activities.

Legend

Figure Component	***Description***
Cloud Model Improvement and Validation Pipeline	*Environment in which operational data are analyzed, models are refined, retrained, validated, and prepared for release.*
Governance Approval and Release Authorization	*Formal review process that evaluates validation results, deployment eligibility, intended application scope, and authorization requirements before release.*
OTA Security Layer	*Security subsystem responsible for digital signatures, authentication, integrity verification, encryption, provenance tracking, and update trust establishment.*
Deployment Coordination Layer	*Management layer that determines device eligibility, hardware compatibility, package selection, deployment scheduling, and rollout planning.*
Heterogeneous Industrial Fleet	*Collection of distributed industrial devices, including robots, vehicles, drones, sensors, gateways, and edge servers with varying computational capabilities.*
Staged Installation Environment	*Protected installation area where updates are downloaded, verified, validated, and prepared for activation without affecting the currently operating model.*
Controlled Activation	*Governance-controlled transition process through which approved model updates become operational under authorized conditions.*
Operational Monitoring	*Continuous evaluation of behavioral performance, resource utilization, model health, security status, and operational consistency following activation.*

Continue Operation Path	*Normal operating state in which deployment objectives, performance metrics, and governance requirements remain satisfied.*
Rollback and Recovery Path	*Restoration of previously validated configurations when monitoring identifies unacceptable degradation, incompatibility, or operational risk.*
Continuous Feedback Loop	*Mechanism through which runtime observations contribute to drift detection, retraining, model refinement, and future update cycles.*
Continuous Innovation Loop	*Organizational learning process connecting fleet-wide operational experience with ongoing AI improvement and deployment activities.*

Figure 9.3-C7 illustrates over-the-air model evolution as a controlled lifecycle process that connects global model improvement activities with distributed industrial execution environments. The architecture demonstrates that successful AI evolution requires the coordinated interaction of development, governance, cybersecurity, deployment, activation, monitoring, and recovery functions rather than relying solely on software-distribution mechanisms.

The lifecycle begins within the **Cloud Model Improvement and Validation Pipeline**, where operational observations, monitoring results, drift indicators, and retraining datasets contribute to model refinement activities. This environment serves as the organizational learning center for Industrial AI systems. However, the figure makes clear that model improvement alone is insufficient to justify deployment. Candidate models remain developmental artifacts until they complete the required validation and authorization processes.

The next stage, **Governance Approval and Release Authorization**, emphasizes the importance of separating technical model development from operational deployment decisions. Governance mechanisms evaluate validation evidence, deployment scope, operational suitability, and policy compliance before authorizing release. This separation helps prevent unvalidated or inadequately tested models from directly influencing industrial operations.

Following authorization, the update progresses through the **OTA Security Layer**, which establishes trust in the deployment artifact. Digital signatures, authentication procedures,

integrity verification mechanisms, and encrypted communications collectively ensure that updates originate from trusted sources and remain unaltered throughout distribution. The inclusion of this layer reflects the reality that industrial AI systems increasingly represent critical cyber-physical infrastructure and therefore require rigorous protection against unauthorized modification and supply-chain attacks.

Once trust has been established, the architecture enters the **Deployment Coordination Layer**. Industrial environments rarely consist of homogeneous hardware platforms. Instead, deployments may include devices with significantly different processing capabilities, memory capacities, operating systems, accelerators, and environmental constraints. Deployment coordination therefore determines device eligibility, selects appropriate package variants, verifies compatibility requirements, and manages rollout strategies for different classes of industrial assets.

The update is then delivered to the **Heterogeneous Industrial Fleet**, which represents the operational execution environment. Importantly, the figure does not permit immediate activation upon receipt. Instead, updates proceed through a **Staged Installation Environment**, where packages are installed within protected storage locations or inactive partitions while compatibility checks, validation procedures, and dependency assessments are performed. This approach preserves operational continuity and maintains access to previously validated configurations throughout the installation process.

Only after successful validation does the update proceed to **Controlled Activation**. Activation occurs under approved operational conditions and authorized deployment windows. This stage reflects an important industrial governance principle: installation and activation are separate activities. An update may be successfully installed but remain inactive until all requirements for operational authorization have been satisfied.

Following activation, the architecture enters the **Operational Monitoring** phase. Monitoring evaluates behavioral performance, model health, computational resource utilization, security status, and operational consistency. Post-deployment observation is essential because even thoroughly validated models may exhibit unexpected behavior when exposed to real-world operating conditions. Monitoring therefore serves as the primary mechanism for verifying that deployment objectives have been achieved and maintained.

The figure explicitly incorporates two possible operational outcomes. Under normal conditions, the system follows the **Continue Operation** path and remains active. However, when monitoring identifies unacceptable latency, behavioral anomalies, security concerns, resource exhaustion, compatibility issues, or operational degradation, the architecture activates the **Rollback and**

Recovery path. This capability highlights one of the defining characteristics of industrial OTA systems: updates must be reversible. The ability to restore previously validated configurations provides an essential safeguard against deployment failures and unexpected operational risks.

Perhaps the most important aspect of the figure is the integration of **Continuous Feedback** and **Continuous Innovation** loops. These loops illustrate how operational experience contributes to future model refinement activities. Monitoring results, drift observations, retraining needs, and deployment outcomes are continuously fed back into cloud-based development environments, enabling ongoing improvement of AI capabilities. At the same time, the architecture maintains strict governance controls to ensure that learning does not lead to uncontrolled modification of production systems.

Overall, Figure 9.3-C7 demonstrates that OTA model evolution is the controlled adaptation and model-distribution layer of industrial AI lifecycle management. By integrating security, governance, deployment coordination, staged activation, monitoring, rollback, and continuous learning within a unified architecture, the framework enables industrial organizations to improve AI capabilities over time while preserving operational safety, cybersecurity integrity, traceability, and system reliability. The figure therefore reinforces a fundamental principle of Industrial AI engineering: effective model evolution depends not only on developing better models but also on governing how those models are introduced into production environments.

v. Integrated Lifecycle Management: A Closed-Loop Framework for Continuous Industrial Adaptation

Deployment, monitoring, drift detection, and over-the-air (OTA) model evolution are not isolated administrative activities performed at separate stages of a system's operational life. Rather, they constitute an integrated lifecycle-management framework through which embedded intelligence is continuously evaluated, maintained, refined, and aligned with evolving operational requirements. By coordinating these capabilities, industrial AI systems establish a closed-loop lifecycle process that connects initial model deployment with ongoing performance assessment, environmental adaptation, controlled model refinement, and subsequent redeployment.

This integrated process enables autonomous systems to maintain their effectiveness, reliability, and operational relevance as equipment conditions, environmental factors, user requirements, and organizational objectives change over time. It also establishes a foundation for sustained model assurance by ensuring that continuous adaptation remains subject to performance validation, cybersecurity controls, deployment authorization, and applicable safety requirements. Consequently, lifecycle management extends beyond maintaining deployed AI

models; it provides the governance and technical mechanisms necessary to preserve trustworthy embedded intelligence throughout the operational life of industrial systems.

The lifecycle typically begins with model development, verification, and validation, where candidate AI models are trained, tested, and evaluated against performance, safety, and governance requirements. Following approval, models are deployed to target hardware platforms through controlled rollout procedures. Once operational, continuous monitoring provides visibility into inference behavior, resource utilization, prediction quality, and system health. Monitoring data is subsequently analyzed for model drift, performance degradation, emerging failure modes, and changes in environmental conditions.

When significant deviations are identified, the lifecycle enters a refinement phase in which models are investigated, retrained, recalibrated, or otherwise updated using newly acquired operational data. Updated models then undergo revalidation before being distributed through secure OTA deployment mechanisms. After activation, the updated models are verified within the operational environment, and the monitoring process begins again. Through this recurring cycle, embedded AI systems evolve continuously rather than remaining fixed after initial deployment.

Conceptually, the lifecycle can be represented as

Model Development and Validation
↓
Hardware-Aligned Deployment
↓
Continuous Runtime Monitoring
↓
Drift Detection and Impact Assessment
↓
Model Refinement and Revalidation
↓
Secure OTA Distribution
↓
Controlled Activation and Verification
↓
Continuous Runtime Monitoring

The return to runtime monitoring completes the feedback loop and enables the lifecycle to repeat as system conditions change. Each iteration incorporates new operational knowledge, allowing embedded AI systems to adapt to evolving equipment behavior, environmental variability, workload changes, and emerging operational challenges. In this sense, lifecycle management transforms AI models from static software artifacts into continuously evolving operational assets.

From an architectural perspective, this closed-loop process is essential for sustaining long-term autonomy. Without monitoring, degradation may go undetected; without drift detection, models may gradually become misaligned with reality; without secure update mechanisms, improvements cannot be deployed safely; and without validation, modifications may introduce unacceptable risks. By integrating these functions into a unified lifecycle, industrial organizations establish a mechanism for continuous improvement that preserves performance, safety, security, and regulatory compliance throughout the operational lifetime of embedded AI systems.

Distributed Lifecycle Responsibilities. Because industrial AI systems operate across multiple computational tiers, lifecycle-management responsibilities must also be distributed across these tiers. Each layer assumes specific responsibilities according to its computational capabilities, operational role, and decision-making authority, while remaining coordinated with the broader system architecture.

The preceding discussion established that effective AI lifecycle management is not confined to a single computational layer. Modern industrial AI systems operate across embedded devices, edge platforms, and cloud infrastructures, each possessing different capabilities, responsibilities, and operational constraints. Consequently, activities such as model deployment, monitoring, drift detection, refinement, and over-the-air (OTA) evolution must be distributed across the architecture rather than centralized within a single management system. Embedded devices provide direct visibility into runtime behavior and physical outcomes, edge platforms coordinate local observations and operational analysis, and cloud environments support enterprise-scale governance, retraining, validation, and orchestration. Understanding how these responsibilities are allocated is essential for designing scalable AI lifecycle-management frameworks that balance local responsiveness with enterprise-wide oversight. Table 9.3-C8 summarizes the distribution of lifecycle-management functions across embedded, edge, and cloud environments and illustrates how these layers cooperate to support continuous model assurance and evolution.

Table 9.3-C8. Distributed Responsibilities for AI Lifecycle Management Across Embedded, Edge, and Cloud Environments presents the allocation of lifecycle-management activities across

the principal computational layers of industrial AI architectures. The table identifies how deployment, monitoring, drift detection, model refinement, and OTA evolution responsibilities are distributed among embedded devices, gateway and edge platforms, and cloud infrastructures. Rather than concentrating all lifecycle-management functions within a centralized system, industrial AI architectures assign responsibilities to the layer best positioned to perform them based on available information, computational resources, communication requirements, and operational authority. Collectively, these responsibilities establish a collaborative lifecycle-management framework that supports continuous observability, controlled adaptation, governance oversight, and operational resilience.

Table 9.3-C8 – Distributed Responsibilities for AI Lifecycle Management Across Embedded, Edge, and Cloud Environments

Lifecycle Component	Embedded Device	Gateway / Edge Platform	Cloud Platform
Model deployment	Install and execute compatible models	Coordinate local deployment and compatibility	Manage approved model packages and deployment campaigns
Monitoring	Collect inference, hardware, and sensor telemetry	Correlate local performance and device health	Analyze fleet-wide and historical performance
Drift detection	Identify local input and behavior deviations	Detect facility-level patterns	Identify cross-fleet and cross-facility drift
Model refinement	Supply operational observations and feedback	Aggregate relevant local data	Perform large-scale retraining and validation
OTA evolution	Verify, install, activate, and roll back updates	Coordinate local distribution and status	Manage versioning, authorization, and deployment orchestration

Understanding Distributed AI Lifecycle Management

Table 9.3-C8 illustrates how lifecycle management is distributed across the edge–cloud continuum rather than being performed exclusively within devices or cloud platforms. Industrial

AI systems often operate within geographically dispersed environments containing large numbers of sensors, controllers, robots, vehicles, gateways, and cloud services. Because each layer possesses different visibility into operational conditions and different computational capabilities, lifecycle-management responsibilities must be allocated accordingly.

A central concept represented throughout the table is that lifecycle management is a collaborative process in which embedded devices, edge platforms, and cloud infrastructures contribute complementary capabilities.

Managing Model Deployment Across Multiple Layers

The first lifecycle function represented in the table is **Model Deployment**.

At the **embedded-device layer**, deployment focuses on installing and executing models that are compatible with local hardware, operating environments, and application requirements. This is the point at which AI capabilities become operational within physical systems.

At the **gateway and edge layer**, deployment activities emphasize coordination, compatibility management, and local rollout processes. Edge systems help ensure that deployments remain consistent across device populations within facilities or operational environments.

At the **cloud layer**, deployment becomes an enterprise-management activity involving model repositories, approved model packages, release management, authorization procedures, and deployment campaigns. The cloud therefore provides centralized oversight while deployment execution occurs closer to operational systems.

Establishing Continuous Monitoring Responsibilities

The table next addresses **Monitoring**, which serves as the observability foundation for lifecycle management.

Embedded devices collect runtime telemetry describing inference behavior, hardware utilization, environmental conditions, sensor observations, and operational outcomes. Because devices interact directly with physical processes, they provide the most immediate visibility into model behavior.

Edge platforms aggregate and correlate observations from multiple devices operating within the same environment. This allows monitoring systems to identify localized patterns that may not be visible through device-level analysis alone.

Cloud platforms provide a broader perspective by analyzing performance across fleets, facilities, operational domains, and extended time periods. This enterprise-scale visibility supports long-term trend analysis and strategic lifecycle decisions.

Detecting Drift at Different Organizational Scales

The table highlights **Drift Detection** as a multi-layer activity.

Embedded devices can identify local deviations involving input distributions, sensor behavior, environmental conditions, and prediction characteristics. These observations provide the earliest indicators of changing operational conditions.

Edge platforms extend this analysis by identifying facility-level trends and localized operational patterns that affect groups of devices simultaneously.

Cloud platforms perform fleet-wide and cross-facility analyses capable of detecting systematic drift that may influence large populations of deployed models. This layered approach enables organizations to detect both localized and enterprise-wide changes in operating conditions.

Supporting Continuous Model Refinement

Effective lifecycle management requires mechanisms for improving models over time.

At the embedded-device level, operational observations, runtime experiences, inferred outcomes, and local feedback provide valuable information regarding model performance in real-world environments.

Edge platforms aggregate relevant observations from multiple devices and transform them into datasets suitable for broader analysis.

Cloud infrastructures perform computationally intensive activities such as large-scale retraining, validation, benchmarking, and comparative evaluation across diverse operating environments. As a result, each layer contributes different forms of knowledge that support continuous model improvement.

Coordinating Over-the-Air Evolution

The table identifies **OTA Evolution** as a coordinated process spanning all three layers.

Embedded devices are responsible for receiving, verifying, activating, and, when necessary, rolling back approved updates. This ensures that update installation remains under local operational control.

Edge platforms coordinate distribution activities, monitor deployment progress, and maintain visibility into update status across local device populations.

Cloud environments manage version control, deployment authorization, release orchestration, campaign management, and enterprise governance processes. Through this layered structure, model evolution occurs in a controlled and traceable manner.

Balancing Local Visibility and Global Intelligence

A broader theme emerging from Table 9.3-C8 is the distinction between local visibility and enterprise-level intelligence.

Embedded systems possess the richest understanding of immediate operating conditions because they interact directly with sensors, equipment, and physical processes. However, they typically have a limited view of broader operational patterns.

Conversely, cloud systems possess visibility across multiple facilities and large model populations but may lack detailed awareness of local operating conditions. Edge platforms serve as intermediaries that connect these perspectives.

The distribution of responsibilities reflects this balance between local knowledge and enterprise understanding.

Creating a Hierarchical Lifecycle Architecture

The table also illustrates that lifecycle management follows a hierarchical structure.

Lower layers focus on execution, observation, and immediate adaptation. Intermediate layers emphasize coordination, aggregation, and contextual analysis. Higher layers provide governance, strategic oversight, retraining, validation, and orchestration.

This hierarchy enables industrial organizations to scale lifecycle-management activities across thousands of devices without concentrating all responsibilities within a single platform.

Supporting Governance and Traceability

Another important lesson represented in the table is the integration of lifecycle management with governance processes.

Deployment authorizations, model-version tracking, retraining activities, validation procedures, and update campaigns all contribute to traceability and accountability. The cloud layer provides governance oversight, while edge and embedded layers provide operational evidence supporting governance decisions.

Together, these mechanisms help ensure that model evolution remains transparent, controlled, and auditable.

Enabling Continuous Model Evolution

Table 9.3-C8 demonstrates that industrial AI models are not static software components deployed once and left unchanged. Instead, they exist within a continuous cycle of deployment, monitoring, observation, evaluation, refinement, validation, and redeployment.

The distributed responsibilities described in the table enable this cycle to operate efficiently across complex industrial environments containing diverse devices, facilities, and operational requirements.

Overall Significance

Overall, Table 9.3-C8 demonstrates how AI lifecycle management is distributed across embedded devices, edge infrastructures, and cloud platforms to support continuous operational assurance. Through the coordinated execution of deployment, monitoring, drift detection, model refinement, and OTA evolution activities, each architectural layer contributes unique capabilities that support the long-term effectiveness of industrial AI systems. This distributed approach enables organizations to combine local operational awareness with enterprise-scale oversight, creating a lifecycle-management framework that supports scalable deployment, continuous adaptation, governance compliance, and sustained model performance throughout the operational life of industrial AI systems.

This distribution avoids making every lifecycle operation dependent on cloud connectivity. Embedded devices retain local monitoring and operational safeguards, gateways support facility-level coordination, and cloud platforms provide enterprise-scale management and model evolution.

While Table 9.3-C8 summarizes how lifecycle-management responsibilities are distributed across embedded devices, edge platforms, and cloud infrastructures, these responsibilities operate together within a coordinated lifecycle-management architecture. In practice, deployment, monitoring, drift detection, model refinement, and over-the-air evolution are not isolated activities performed independently at each layer. Instead, operational observations gathered at deployed systems flow upward through edge and cloud environments, where they are analyzed, correlated, validated, and translated into lifecycle-management decisions. Approved updates, configuration changes, governance policies, and deployment instructions subsequently flow back toward operational systems. Figure 9.3-C8 illustrates this continuous exchange of information and responsibility across the edge–cloud continuum and demonstrates how distributed lifecycle-management processes support the long-term effectiveness, reliability, and governance of industrial AI systems.

Figure 9.3-C8 presents an architecture for distributed AI lifecycle management across the edge–cloud continuum. The figure illustrates how embedded devices, gateway and edge platforms, and cloud infrastructures cooperate to support model deployment, operational monitoring, drift detection, retraining, validation, governance oversight, and controlled model evolution. Telemetry and operational evidence generated by deployed systems are progressively aggregated and analyzed across the architecture, while approved model updates and deployment instructions are propagated downward through controlled distribution mechanisms. Together, these activities establish a continuous lifecycle-management framework that enables industrial AI systems to adapt to changing operating conditions while remaining aligned with governance, safety, and operational requirements.

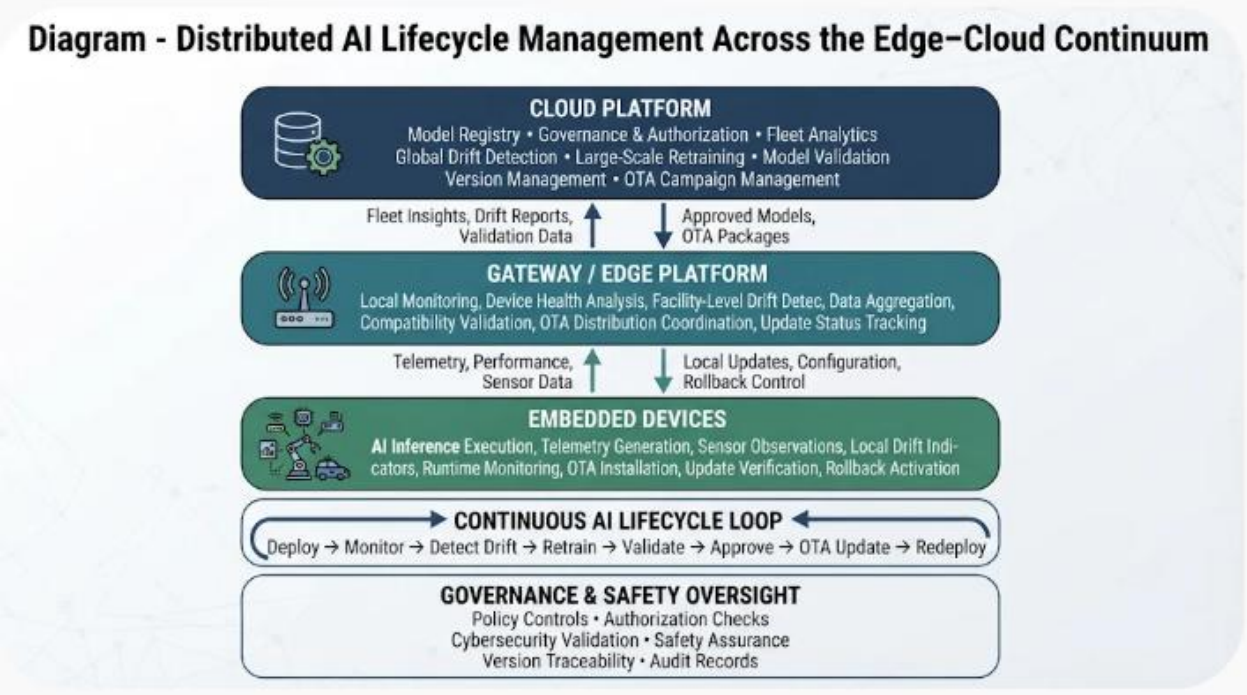

Figure 9.3-C8 – Distributed AI Lifecycle Management Across the Edge–Cloud Continuum
The figure illustrates how lifecycle-management activities are distributed among embedded devices, gateway and edge platforms, and cloud infrastructures. Embedded systems execute AI models, generate telemetry, monitor local conditions, and implement approved updates. Edge platforms coordinate local monitoring activities, aggregate operational information, identify facility-level patterns, validate compatibility, and manage update distribution. Cloud platforms provide enterprise-level governance, fleet analytics, drift detection, large-scale retraining, model validation, version management, and OTA campaign orchestration. Continuous feedback mechanisms connect operational observations to lifecycle-management decisions, enabling controlled model evolution while preserving governance oversight, cybersecurity assurance, and safety compliance.

Legend

Figure Element	***Description***
Cloud Platform	*Enterprise-level environment responsible for global lifecycle-management functions.*
Model Registry	*Repository maintaining approved model versions, metadata, and deployment histories.*
Governance & Authorization	*Mechanisms controlling model approval, deployment permissions, and lifecycle policies.*
Fleet Analytics	*Analysis of performance across large populations of deployed systems.*
Global Drift Detection	*Identification of systematic changes affecting multiple devices, facilities, or operational domains.*
Large-Scale Retraining	*Retraining processes using aggregated enterprise operational data.*
Model Validation	*Verification of model suitability prior to deployment authorization.*
Version Management	*Control of releases, revisions, updates, and rollback histories.*
OTA Campaign Management	*Enterprise coordination of over-the-air update deployment activities.*
Fleet Insights, Drift Reports, Validation Data	*Upstream information transmitted from operational environments to cloud platforms.*
Approved Models, OTA Packages	*Authorized deployments distributed from cloud infrastructures to operational systems.*
Gateway / Edge Platform	*Intermediate lifecycle-management layer connecting embedded systems with cloud environments.*

Local Monitoring	*Observation of operational performance and device health within local environments.*
Device Health Analysis	*Assessment of system performance, integrity, and operational status.*
Facility-Level Drift Detection	*Identification of patterns affecting groups of devices within facilities.*
Data Aggregation	*Collection and consolidation of telemetry from multiple devices.*
Compatibility Validation	*Verification that model updates are suitable for local hardware and software environments.*
OTA Distribution Coordination	*Local management of update rollout processes.*
Update Status Tracking	*Monitoring of deployment progress and update completion status.*
Telemetry, Performance, Sensor Data	*Operational information reported by deployed systems.*
Local Updates, Configuration, Rollback Control	*Operational instructions exchanged between edge platforms and embedded devices.*
Embedded Devices	*Sensors, controllers, vehicles, robots, machines, and industrial equipment executing deployed AI models.*
AI Inference Execution	*Runtime execution of operational AI models.*
Telemetry Generation	*Production of monitoring information describing model behavior and system performance.*
Sensor Observations	*Measurements collected from operational environments.*
Local Drift Indicators	*Device-level observations suggesting changes in operating conditions or model suitability.*

Runtime Monitoring	*Observation of model performance during execution.*
OTA Installation	*Local application of approved updates.*
Update Verification	*Confirmation that updates have been correctly installed and activated.*
Rollback Activation	*Restoration of previously approved versions when required.*
Continuous AI Lifecycle Loop	*Repeating sequence of deployment, monitoring, drift detection, retraining, validation, approval, updating, and redeployment.*
Governance & Safety Oversight	*Cross-cutting mechanisms ensuring lifecycle activities remain authorized, secure, safe, and traceable.*
Policy Controls	*Governance rules governing lifecycle decisions.*
Authorization Checks	*Verification of approved lifecycle actions.*
Cybersecurity Validation	*Assessment of security implications associated with deployments and updates.*
Safety Assurance	*Verification that model evolution does not compromise validated safety requirements.*
Version Traceability	*Tracking of deployment histories and model lineage.*
Audit Records	*Documentation supporting accountability and lifecycle governance.*

Understanding Distributed Lifecycle Management

Figure 9.3-C8 illustrates how AI lifecycle management operates as a distributed process spanning embedded devices, edge infrastructures, and cloud environments. Rather than centralizing all lifecycle activities within a single management platform, the architecture assigns responsibilities according to the information, computational resources, and operational authority available at each layer.

A central concept represented by the figure is that model evolution depends on the continuous exchange of information between local operational environments and enterprise-level governance systems.

Beginning at the Embedded Layer

The lifecycle process begins with **Embedded Devices** operating within industrial environments.

These devices execute AI models, collect sensor observations, monitor runtime behavior, generate telemetry, identify local anomalies, and implement approved updates. Because embedded systems operate closest to physical processes, they provide direct evidence regarding how models perform under real-world conditions.

Embedded devices therefore function as the primary source of operational lifecycle information.

Aggregating Intelligence at the Edge

The **Gateway / Edge Platform** provides the first level of lifecycle coordination.

Telemetry from multiple devices is aggregated and analyzed to evaluate system health, identify localized drift patterns, validate compatibility requirements, and coordinate operational updates. Edge infrastructures provide a broader perspective than individual devices while remaining close to operational environments.

This intermediate layer connects local device observations with enterprise-level analytics.

Supporting Enterprise Lifecycle Governance

The **Cloud Platform** performs the most computationally intensive lifecycle-management activities.

Fleet analytics, global drift detection, retraining, model validation, version management, governance oversight, and OTA campaign orchestration require visibility across large numbers of devices and operational environments. Cloud infrastructures provide this enterprise-wide perspective.

As a result, cloud systems support strategic lifecycle decisions that extend beyond any single facility or operational domain.

Understanding Bidirectional Information Flow

One of the most important aspects of the architecture is its bidirectional information flow.

Operational telemetry, performance indicators, drift reports, and validation results move upward through the architecture toward enterprise analytics and governance systems.

Approved models, deployment packages, configurations, and policy-controlled updates subsequently flow downward toward deployed systems.

This exchange creates an ongoing relationship between operational experience and model evolution.

Managing Continuous Model Evolution

The **Continuous AI Lifecycle Loop** illustrates that deployed AI systems remain subject to ongoing adaptation.

Deployment is followed by monitoring, drift assessment, retraining, validation, approval, updating, and redeployment. As operating conditions evolve, this cycle repeats continuously, allowing models to remain aligned with changing environments and operational requirements.

Lifecycle management therefore becomes a sustained organizational process rather than a one-time deployment activity.

Integrating Governance Throughout the Lifecycle

An important architectural feature is the presence of **Governance & Safety Oversight** across all lifecycle activities.

Policy controls, authorization checks, cybersecurity validation, safety assurance, version traceability, and audit records ensure that model evolution occurs within approved boundaries. This oversight structure prevents uncontrolled adaptation and preserves accountability throughout the lifecycle.

Governance therefore functions as an integral element of lifecycle management rather than an external review activity.

Balancing Local Responsiveness and Enterprise Coordination

A broader lesson represented by the figure is the balance between local autonomy and centralized oversight.

Embedded systems provide immediate awareness of operational conditions. Edge systems coordinate local responses and facility-level insights. Cloud platforms provide enterprise-scale intelligence and governance. Together, these layers enable organizations to combine responsiveness with consistency.

This balance is essential for large-scale industrial deployments.

From Model Deployment to Continuous Operational Assurance

The figure also illustrates a conceptual shift from deployment-focused thinking to lifecycle-focused thinking.

Traditional software-management approaches often emphasize successful installation and operation. Industrial AI lifecycle management extends far beyond deployment by continuously evaluating model suitability, operational effectiveness, safety, security, and governance compliance.

The architecture therefore supports long-term operational assurance rather than simply model delivery.

Overall Significance

Overall, Figure 9.3-C8 demonstrates how AI lifecycle management is distributed across embedded, edge, and cloud environments to support continuous monitoring, drift detection, model refinement, governance oversight, and controlled evolution. Through coordinated information exchange, enterprise-level analytics, local operational awareness, and governance-controlled update mechanisms, the architecture enables industrial AI systems to adapt to changing operational conditions while preserving security, safety, reliability, traceability, and accountability. This distributed lifecycle-management framework provides the foundation for sustained effectiveness of AI-enabled industrial systems throughout their operational lifetimes.

Lifecycle governance and traceability. An effective lifecycle framework must maintain a verifiable record of how each model was developed, tested, deployed, modified, and retired.

Relevant lifecycle records include:

- Model identity and version history.
- Training-data and validation-data provenance.
- Model architecture and optimization configuration.
- Hardware and runtime compatibility information.
- Validation and approval records.
- Deployment timestamps and target-device identities.
- Monitoring results and drift assessments.
- Update authorization and integrity verification.
- Rollback events and recovery outcomes.

- Human approvals and operational overrides.

Such records support engineering investigation, cybersecurity incident response, compliance assessment, and accountability when model behavior affects industrial operations.

Lifecycle governance also helps organizations determine whether an unexpected result originated from model behavior, sensor degradation, hardware failure, configuration changes, or an unauthorized software update.

The preceding discussion has examined the individual lifecycle functions that support the operation and evolution of industrial AI systems, including deployment, monitoring, drift detection, model refinement, validation, OTA distribution, and runtime governance. Although each capability serves a distinct purpose, their collective value emerges through coordinated interaction within a unified lifecycle-management framework. Industrial AI systems derive long-term effectiveness not from any single lifecycle activity but from the continuous exchange of information, decisions, and feedback among these activities. Consequently, lifecycle management is best understood as an integrated process that governs how AI models are developed, deployed, monitored, adapted, updated, and ultimately retired throughout their operational lifetime. Table 9.3-C9 consolidates these interconnected activities into a comprehensive lifecycle-management framework that supports continuous improvement while preserving operational safety, reliability, security, traceability, and regulatory compliance.

Table 9.3-C9 – Integrated Industrial AI Lifecycle Management Framework presents a holistic view of the major phases, objectives, outputs, and governance responsibilities associated with managing AI systems throughout their operational life. Rather than depicting AI deployment as a one-time implementation activity, the framework emphasizes the recurring cycle through which models are continuously evaluated, refined, redeployed, and governed in response to changing operational conditions. The table illustrates how technical processes, operational oversight, cybersecurity controls, and governance mechanisms interact to ensure that embedded AI systems remain effective, trustworthy, and aligned with organizational objectives over time.

Table 9.3-C9 – Integrated Industrial AI Lifecycle Management Framework

Lifecycle Phase	Primary Purpose	Major Activities	Key Outputs	Governance Considerations
Model Development and Training	Create operational intelligence	Data preparation, model training, feature engineering, architecture selection	Candidate AI models	Data provenance, development traceability
Verification and Validation	Establish deployment readiness	Accuracy testing, robustness assessment, HIL/SIL testing, safety evaluation	Approved model versions	Validation evidence, approval records
Hardware-Aligned Deployment	Align models with target platforms	Optimization, packaging, compatibility verification	Deployment-ready packages	Platform certification, compatibility validation
Policy-Aware Activation	Introduce models into production safely	Shadow deployment, staged rollout, operational authorization	Activated production models	Authorization controls, safety constraints
Runtime Monitoring	Observe operational behavior	Infrastructure monitoring, model-health monitoring, behavioral monitoring	Operational telemetry	Audit logging, performance records
Drift Detection and Analysis	Identify changing conditions	Statistical analysis, uncertainty assessment, fleet analytics	Drift indicators and impact reports	Risk classification

Impact Assessment	Determine operational significance	Reliability evaluation, safety assessment, compliance review	Risk profiles	Escalation thresholds
Model Refinement and Retraining	Improve model effectiveness	Data integration, retraining, recalibration, optimization	Updated model candidates	Validation requirements
Revalidation and Approval	Verify update suitability	Testing, robustness evaluation, governance review	Approved update packages	Release authorization
OTA Distribution and Update	Distribute improvements	Secure transmission, deployment coordination, activation management	Updated deployed systems	Security verification
Verification and Monitoring	Confirm update effectiveness	Post-deployment evaluation, anomaly detection	Deployment verification records	Operational acceptance
Retirement and Replacement	Decommission obsolete models	Asset migration, dependency removal, archival management	Retired model records	Traceability preservation

Table 9.3-C9 demonstrates that industrial AI lifecycle management is fundamentally a closed-loop process rather than a linear sequence of isolated engineering activities. The framework illustrates how information generated during operation continuously influences future development, deployment, and improvement decisions. Through this feedback-driven structure, AI systems evolve in response to operational experience while remaining subject to validation, authorization, and governance controls.

The lifecycle begins with **model development and training**, where candidate models are created using available data, domain knowledge, and machine-learning methodologies. At this stage, organizations establish the foundational capabilities of the AI system while simultaneously documenting data provenance, development assumptions, and design

decisions. These records form an important component of lifecycle traceability and support future investigations, audits, and model updates.

The second phase, **verification and validation**, determines whether the candidate model satisfies established performance, robustness, safety, and governance requirements. Validation activities transform experimental AI models into deployable assets by providing evidence that the model can operate reliably within its intended application domain. The framework emphasizes that successful training alone does not justify deployment; formal evaluation and approval processes remain essential prerequisites for operational use.

Following approval, the lifecycle proceeds to **hardware-aligned deployment** and **policy-aware activation**. These phases bridge the gap between model development and operational execution by ensuring that models are optimized for specific hardware environments and introduced into production through controlled deployment procedures. Compatibility verification, staged activation mechanisms, and authorization reviews collectively reduce deployment risks while helping organizations maintain operational continuity.

Once operational, the framework enters the **runtime monitoring** phase, which serves as the primary source of lifecycle feedback. Monitoring activities provide visibility into computational performance, prediction quality, behavioral consistency, resource utilization, cybersecurity conditions, and overall system health. These observations form the evidence base from which future lifecycle decisions are derived.

Monitoring results subsequently support **drift detection and analysis**, where organizations evaluate whether changing conditions are reducing model applicability or performance. The inclusion of this phase reflects the reality that industrial environments evolve continuously. Equipment upgrades, environmental changes, process modifications, and shifting operational requirements can alter the assumptions under which models were originally developed. Drift analysis therefore acts as an environmental-awareness mechanism that helps determine whether adaptation is required.

The framework next highlights **impact assessment**, which transforms technical observations into operational decision-making. Not all drift conditions require immediate intervention, and not all performance changes justify model replacement. Impact assessment evaluates the reliability, safety, operational, regulatory, and business implications of observed changes, enabling organizations to prioritize corrective actions according to risk and operational significance.

When adaptation becomes necessary, the lifecycle enters the **model refinement and retraining** phase. New operational information is incorporated into model-development activities through

retraining, recalibration, optimization, or architectural modifications. This phase illustrates how operational experience contributes to organizational learning and continuous model improvement.

However, updated models do not bypass governance requirements. The framework therefore includes **revalidation and approval** as a distinct lifecycle stage. Updated models must satisfy the same performance, reliability, compatibility, and governance standards as their predecessors before they are authorized for operational deployment. This requirement prevents uncontrolled modification of production intelligence while maintaining confidence in model evolution processes.

Approved updates subsequently progress through **OTA distribution and update management**, which enable model improvements to be propagated across distributed industrial assets. Secure distribution mechanisms, deployment coordination tools, activation controls, and compatibility verification procedures ensure that model evolution occurs safely and consistently throughout large-scale deployments.

The framework also incorporates **verification and monitoring following deployment**, emphasizing that updates themselves become subject to ongoing observation. Post-update monitoring confirms that expected improvements have been achieved and that new versions continue to operate within approved performance and governance boundaries.

An important addition to the framework is **retirement and replacement**, which recognizes that AI models eventually reach the end of their useful operational life. Whether due to technological obsolescence, changing business requirements, infrastructure modernization, or persistent performance limitations, models may eventually require decommissioning. Proper retirement procedures preserve traceability, support auditing requirements, and ensure continuity during transitions to replacement systems.

Collectively, the lifecycle phases presented in Table 9.3-C9 illustrate that effective industrial AI management requires much more than maintaining deployed models. The framework integrates learning, adaptation, governance, cybersecurity, validation, deployment, monitoring, and retirement into a single operational system. Through this integration, organizations establish the ability to continuously improve AI capabilities while preserving the trust, accountability, and operational assurance required in industrial environments.

Most importantly, the table highlights that lifecycle management transforms AI systems from static software artifacts into continuously evolving operational assets. Every stage generates information that influences subsequent decisions, creating a closed-loop adaptation process through which deployed intelligence remains aligned with changing operational realities. This

continuous cycle of observation, evaluation, refinement, validation, and redeployment forms the foundation of long-term industrial AI sustainability and establishes the governance structure necessary for trustworthy autonomous operation.

Table 9.3-C9 presents the principal phases, outputs, governance requirements, and feedback mechanisms that collectively support industrial AI lifecycle management. While the table describes these activities as structured lifecycle stages, their significance emerges from the continuous relationships that exist among them. Industrial AI systems derive long-term value not from isolated deployment events but from the recurring cycle of monitoring, evaluation, adaptation, validation, and redeployment that enables intelligence to remain aligned with changing operational conditions. Figure 9.3-C7 illustrates this integrated perspective by visualizing how lifecycle activities interact within a closed-loop architecture that continuously transforms operational experience into model improvement while preserving governance oversight, cybersecurity assurance, and deployment control.

Industrial AI systems operate within environments characterized by continual change. Equipment ages, operating conditions evolve, workloads fluctuate, environmental factors vary, and organizational requirements shift over time. Consequently, maintaining trustworthy AI performance requires more than periodic model updates or isolated monitoring activities. It requires an integrated lifecycle-management process capable of transforming operational experience into validated improvements while preserving safety, reliability, security, and governance compliance. Figure 9.3-C9 presents a closed-loop lifecycle architecture in which deployment, monitoring, drift detection, model refinement, validation, OTA distribution, and controlled activation operate as interconnected functions supporting continuous industrial adaptation.

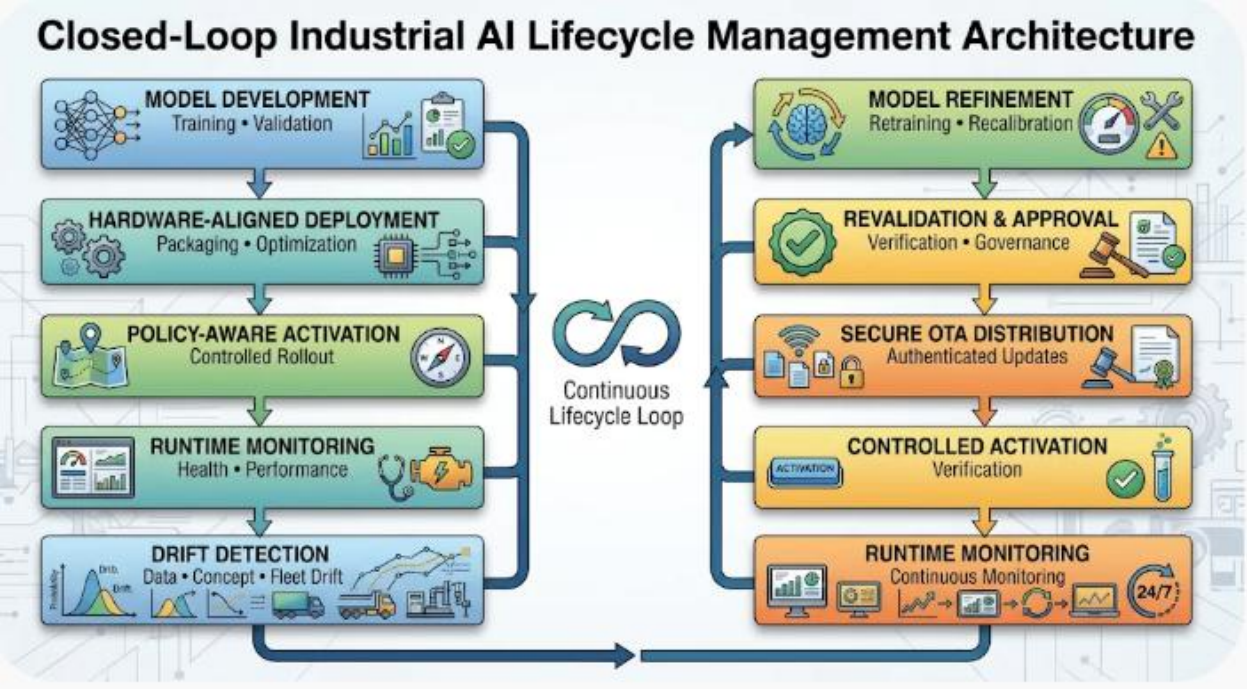

Figure 9.3-C9 – Closed-Loop Industrial AI Lifecycle Management Architecture

The figure illustrates the recurring lifecycle through which industrial AI systems are developed, deployed, monitored, evaluated, refined, redistributed, and redeployed throughout their operational lifetime. Runtime monitoring and drift detection provide the information required to initiate model refinement, while validation, governance review, secure OTA distribution, and controlled activation ensure that improvements are introduced safely and systematically. The continuous feedback loop enables embedded AI systems to adapt to changing operating conditions while preserving operational reliability, cybersecurity integrity, and lifecycle traceability.

Legend

Figure Component	***Description***
Model Development	*Initial creation, training, optimization, and validation of candidate AI models.*
Hardware-Aligned Deployment	*Packaging and adaptation of approved models for target processors, accelerators, operating systems, and runtime environments.*
Policy-Aware Activation	*Controlled deployment procedures involving staged rollout, authorization review, and operational readiness assessment.*

Runtime Monitoring (Operational Phase)	*Continuous monitoring of performance metrics, inference behavior, resource utilization, system health, and policy compliance.*
Drift Detection	*Identification of data drift, concept drift, fleet-wide drift, environmental changes, and operational deviations that may affect model validity.*
Continuous Lifecycle Loop	*Feedback mechanism connecting operational experience with model adaptation and future deployment activities.*
Model Refinement	*Retraining, recalibration, optimization, and performance improvement using newly acquired operational data.*
Revalidation and Approval	*Verification of updated models against performance, safety, robustness, compatibility, and governance requirements.*
Secure OTA Distribution	*Authenticated and integrity-protected distribution of approved model updates to deployed devices.*
Controlled Activation and Verification	*Managed activation of new model versions following compatibility checks, authorization, and operational validation.*
Runtime Monitoring (Post-Update)	*Verification that deployed updates continue to satisfy performance and governance expectations after activation.*
Lifecycle Arrows	*Information and control flows linking lifecycle phases into a continuous adaptation process.*

Figure 9.3-C9 presents industrial AI lifecycle management as a continuous adaptation process through which deployed intelligence evolves in response to operational experience. Unlike traditional software systems that may remain largely unchanged after deployment, industrial AI systems require ongoing observation, evaluation, refinement, and governance to remain effective within dynamic operating environments. The figure therefore illustrates how multiple lifecycle functions interact to preserve long-term system reliability, relevance, and trustworthiness.

The lifecycle begins with **Model Development**, where candidate AI models are trained and validated using available operational data, engineering knowledge, and application-specific requirements. This phase establishes the initial intelligence that will eventually be integrated

into operational systems. However, the figure emphasizes that development alone is insufficient for deployment. Models must first progress through **Hardware-Aligned Deployment**, where they are optimized and packaged for specific hardware platforms, execution environments, and deployment targets. This stage ensures that computational requirements remain compatible with available device resources.

Following deployment preparation, models enter **Policy-Aware Activation**, where authorization procedures, deployment policies, and staged rollout mechanisms govern the transition from deployment-ready software to operational intelligence. This step reflects a key governance principle of industrial AI systems: installation does not automatically imply activation. Operational deployment remains subject to approval, validation, and organizational oversight.

Once activated, the lifecycle enters the first **Runtime Monitoring** phase. Monitoring provides continuous visibility into performance metrics, prediction quality, resource utilization, system health, and operational behavior. These observations create the evidence necessary to determine whether the deployed model continues to function as intended under real-world operating conditions.

The monitoring phase naturally leads to **Drift Detection**, which serves as the lifecycle's environmental-awareness function. Drift analysis evaluates whether evolving conditions have altered the assumptions upon which the model was originally developed and validated. The figure explicitly identifies data drift, concept drift, and fleet-level drift as representative forms of adaptation pressure that may reduce model effectiveness. Importantly, drift detection does not automatically imply model failure. Rather, it provides an early-warning mechanism indicating

that further investigation may be required.

Information generated through drift analysis feeds the **Model Refinement** stage. At this point, organizations incorporate newly acquired operational knowledge into model-development activities through retraining, recalibration, optimization, or architectural improvements. The figure highlights that model refinement is driven by observed operational realities rather than theoretical assumptions alone. Consequently, operational experience becomes a source of continuous learning and improvement.

However, updated models do not immediately return to production environments. The figure places **Revalidation and Approval** between refinement and deployment, emphasizing that improved models remain subject to the same standards applied to initial deployments. Performance testing, safety assessment, robustness evaluation, compatibility verification, and governance review collectively ensure that candidate updates satisfy all required operational criteria.

Approved updates subsequently enter **Secure OTA Distribution**, where authorized model packages are delivered to distributed assets through authenticated and integrity-protected update infrastructures. This stage provides the mechanism through which validated improvements can reach deployed devices without requiring direct physical access.

The lifecycle then proceeds through **Controlled Activation and Verification**, where updated models are introduced into operational environments under managed conditions. Compatibility checks, installation verification, and staged activation procedures help ensure that new model versions do not disrupt ongoing industrial operations.

Following activation, the lifecycle returns to **Runtime Monitoring**, completing the feedback cycle. This second monitoring stage reflects an important lifecycle-management principle: deployment is never the final step. Every update reenters an ongoing process of observation, analysis, and adaptation. The system therefore remains continuously aware of operational conditions and capable of responding to future changes.

At the center of the figure is the **Continuous Lifecycle Loop**, which visually captures the fundamental concept underlying industrial AI lifecycle management. Each cycle generates new operational knowledge that contributes to future model improvement, creating a self-reinforcing process of monitoring, learning, refinement, validation, and redeployment. This repeated adaptation enables AI systems to remain aligned with evolving equipment behavior, environmental conditions, operational requirements, and organizational objectives.

Ultimately, Figure 9.3-C9 portrays lifecycle management as the overarching governance framework that integrates all major industrial AI management functions into a single continuous process. By connecting deployment engineering, runtime monitoring, drift detection, model refinement, security controls, OTA distribution, and governance oversight, the architecture enables industrial organizations to transform AI models from static software components into continuously evolving operational assets. This capability is essential for sustaining long-term autonomy, maintaining operational trust, and ensuring that embedded intelligence remains safe, effective, and relevant throughout the lifecycle of industrial systems.

vi. Why Continuous AI Lifecycle Management Matters for Industrial Autonomy

AI lifecycle management is essential because the operational reliability of an embedded model cannot be guaranteed indefinitely by its original training and validation results. Industrial environments change, equipment deteriorates, and new operating conditions continually emerge. Without continuous monitoring and controlled adaptation, models may gradually lose accuracy, become computationally inefficient, or operate outside the assumptions under which they were originally approved.

A comprehensive lifecycle framework provides several important benefits:

- **Sustained model accuracy:** Detects changing input conditions and identifies when models require recalibration or retraining.
- **Operational reliability:** Monitors inference performance, hardware health, and execution stability throughout deployment.
- **Hardware efficiency:** Identifies changes in latency, energy consumption, and resource utilization that may affect embedded operation.
- **Scalable model management:** Enables coordinated deployment and updating across large, heterogeneous industrial fleets.
- **Cybersecurity protection:** Verifies model authenticity, update integrity, deployment authorization, and version control.
- **Safety and governance continuity:** Ensures that updated models remain subject to approved operating constraints and independent protective mechanisms.
- **Enterprise-wide learning:** Connects local operational feedback with cloud-scale model refinement and cross-facility intelligence.
- **Reduced maintenance overhead:** Enables remote updates and controlled recovery without requiring physical access to every embedded device.

Ultimately, continuous lifecycle management transforms embedded AI from a collection of individually deployed models into a **managed, observable, and continuously evolving industrial intelligence infrastructure**.

The objective is not to make every device autonomously rewrite its own intelligence. Rather, it is to establish a disciplined feedback system in which models can be evaluated against real operating conditions, improvements can be developed and validated, and authorized updates can be distributed without compromising operational control.

Synthesis: Lifecycle Management as the Continuous Adaptation Framework of Embedded AI

Deployment, monitoring, drift detection, and over-the-air (OTA) model evolution are not isolated operational tasks performed at different stages of a system's life. Instead, they form an integrated **continuous adaptation framework** through which embedded intelligence is governed, evaluated, refined, and evolved throughout its operational lifespan. Together, these capabilities enable AI systems to remain effective, safe, secure, and aligned with changing environmental conditions, operational objectives, and enterprise policies.

Within this framework, **deployment** determines where intelligence is allowed to operate, under what conditions it may be activated, and which hardware, safety, and governance constraints apply. **Monitoring** continuously assesses whether deployed models are meeting performance, reliability, energy, and safety expectations. **Drift detection** serves as an early-warning mechanism, identifying situations in which real-world conditions have diverged from the assumptions embedded within the model. **Model refinement and validation** then transform these observations into improved capabilities, while **OTA evolution** provides a controlled mechanism for distributing approved updates across geographically dispersed fleets of industrial assets.

Viewed collectively, these functions establish a recurring cycle of observation, assessment, learning, and improvement that enables embedded AI systems to adapt continuously rather than remaining fixed after deployment. Conceptually, this process can be represented as

$$\boxed{\text{Deploy} \rightarrow \text{Monitor} \rightarrow \text{Detect} \rightarrow \text{Validate} \rightarrow \text{Update} \rightarrow \text{Monitor}}$$

This cycle highlights an important architectural principle: embedded intelligence is not a static software artifact but a continuously evolving operational capability. Each iteration incorporates new observations, performance measurements, environmental changes, and operational experiences, allowing the system to refine its behavior while maintaining compliance with safety, security, and governance requirements.

The continuous return to monitoring closes the feedback loop and ensures that every deployed model remains subject to ongoing verification. As industrial equipment ages, operating conditions shift, workloads evolve, and new risks emerge, the lifecycle framework provides the mechanisms necessary to detect change, evaluate impact, and implement appropriate corrective actions. In this way, the lifecycle remains synchronized with both the physical environment and the broader cloud-scale learning ecosystem.

Beyond maintaining technical performance, this framework also establishes the **operational discipline, traceability, and accountability** required for trustworthy autonomous systems. Every deployment, monitoring event, drift assessment, validation activity, and OTA update contributes to an auditable chain of evidence that supports regulatory compliance, safety certification, cybersecurity governance, and long-term operational trust.

Ultimately, lifecycle management serves as the **continuous adaptation mechanism of embedded AI**. It links cloud-scale learning with physical deployment, ensures that intelligence evolves alongside the environments in which it operates, and provides the structured governance required to sustain reliable autonomy throughout the service life of industrial

systems. Through this closed-loop process, embedded AI becomes a living operational asset capable of learning, adapting, and improving while remaining aligned with enterprise objectives and real-world conditions.

Lifecycle management explains how embedded AI models are deployed, observed, evaluated, and improved over time. However, continuous model evolution also creates an important challenge: every new model, software component, configuration change, or remotely distributed update introduces potential security and operational risks. Autonomous devices make decisions that directly affect human operators, equipment integrity, production continuity, and mission outcomes. Their decision-making processes must therefore remain protected against unauthorized access, model tampering, adversarial inputs, unsafe recommendations, and uncontrolled changes in autonomy.

The preceding discussion has demonstrated that industrial AI lifecycle management is far more than a collection of technical maintenance activities. Deployment, monitoring, drift detection, model refinement, validation, and OTA evolution collectively establish the operational foundation upon which trustworthy industrial autonomy depends. These lifecycle capabilities enable embedded AI systems to remain aligned with changing environments, evolving operational requirements, and organizational governance objectives while preserving safety, reliability, and cybersecurity assurance. Consequently, the value of lifecycle management is best understood in terms of its contribution to sustained autonomous operation rather than as a series of independent engineering functions. Table 9.3-C10 summarizes the principal lifecycle-management capabilities and illustrates how each contributes to the technical, operational, and governance requirements of long-term industrial autonomy.

Table 9.3-C10 – Continuous AI Lifecycle Management Benefits for Industrial Autonomy presents a comprehensive view of the strategic and operational benefits derived from continuous lifecycle management in industrial AI systems. The table connects lifecycle-management functions with their corresponding contributions to autonomous operation, demonstrating how monitoring, adaptation, governance, deployment control, and model evolution collectively support the long-term effectiveness of embedded intelligence. By linking technical capabilities to operational outcomes and governance objectives, the framework highlights the role of lifecycle management as an enabling infrastructure for sustainable industrial autonomy.

Table 9.3-C10 – Continuous AI Lifecycle Management Benefits for Industrial Autonomy

Lifecycle Management Capability	Primary Objective	Contribution to Industrial Autonomy	Operational Benefit	Governance Benefit
Controlled Deployment	Ensure correct model placement and activation	Enables trustworthy operational intelligence	Reduced deployment risk	Authorization and traceability
Runtime Monitoring	Maintain awareness of system behavior	Provides continuous operational visibility	Early detection of failures	Auditability
Behavioral Monitoring	Verify alignment with real-world conditions	Prevents divergence from physical reality	Improved operational reliability	Accountability
Drift Detection	Identify changing conditions	Maintains model relevance under evolving environments	Proactive adaptation	Risk management
Impact Assessment	Evaluate operational consequences	Supports informed intervention decisions	Reduced operational disruption	Governance oversight
Model Refinement	Improve capabilities using operational feedback	Enables adaptive intelligence	Increased predictive effectiveness	Controlled evolution
Validation and Reapproval	Confirm suitability of updates	Prevents unsafe model introduction	Sustained reliability	Regulatory compliance
OTA Model Evolution	Distribute improvements at scale	Supports distributed autonomous systems	Reduced maintenance effort	Update traceability

Rollback and Recovery	Restore trusted operation	Limits impact of unsuccessful updates	Increased operational resilience	Controlled remediation
Fleet-Wide Learning	Aggregate knowledge across deployments	Enables collective intelligence	Faster enterprise learning	Organizational optimization
Lifecycle Traceability	Maintain historical records	Supports explainable autonomy	Simplified diagnostics	Accountability and compliance
Continuous Governance	Ensure persistent oversight	Maintains trustworthy autonomy	Long-term operational stability	Safety and cybersecurity assurance

Table 9.3-C10 illustrates that the value of lifecycle management extends beyond maintaining individual AI models. Instead, it provides the mechanisms through which industrial organizations can sustain reliable, secure, and trustworthy autonomous operation throughout the life of deployed systems. The framework demonstrates that autonomy is not achieved solely through model development but through the continuous management of intelligence after deployment.

The first set of lifecycle capabilities focuses on **controlled deployment**, **runtime monitoring**, and **behavioral monitoring**. These activities establish the operational visibility required for trustworthy autonomy. Controlled deployment ensures that AI models are introduced into production environments under approved conditions and within clearly defined operating boundaries. Runtime monitoring then provides continuous awareness of system health, inference behavior, and operational performance. Behavioral monitoring complements these activities by verifying that AI outputs remain consistent with real-world equipment behavior, engineering constraints, and organizational policies. Together, these capabilities help ensure that autonomous systems remain aligned with their intended operational objectives.

The framework next highlights **drift detection** and **impact assessment**, which serve as the adaptive-awareness mechanisms of industrial autonomy. Because industrial environments continuously evolve, previously valid assumptions may become less representative of reality over time. Drift detection identifies these changes, while impact assessment evaluates their significance from operational, safety, reliability, and compliance perspectives. These capabilities

allow organizations to respond proactively rather than waiting for degraded performance or operational failures to become evident.

Closely related to adaptation are **model refinement** and **validation and reapproval**. These lifecycle functions transform runtime observations into improved AI capabilities while ensuring that modifications remain subject to rigorous review and testing. This relationship reflects a fundamental principle of trustworthy autonomy: systems may evolve continuously, but they must not evolve without validation. The framework therefore balances adaptability with governance by ensuring that improvements are introduced through controlled engineering and approval processes.

Another important contribution of lifecycle management is reflected in **OTA model evolution** and **rollback and recovery**. OTA capabilities enable organizations to manage large, geographically distributed deployments efficiently by providing secure mechanisms for remote model updates and configuration changes. At the same time, rollback and recovery functions preserve operational resilience by allowing systems to return to previously validated configurations when updates do not perform as expected. Together, these capabilities enable adaptation at scale while reducing maintenance overhead and operational risk.

The table also emphasizes the significance of **fleet-wide learning**. Individual deployed devices operate within specific local environments and therefore possess only partial knowledge of broader operational conditions. By aggregating observations across multiple facilities, equipment classes, and deployment populations, organizations can identify emerging trends, discover common failure modes, and refine models using a broader range of operational experiences. Fleet-wide learning therefore transforms distributed deployments into sources of collective intelligence that benefit the entire enterprise.

From a governance perspective, **lifecycle traceability** and **continuous governance** provide the accountability mechanisms necessary for autonomous operation. Traceability maintains records of model development, deployment, validation, updates, monitoring results, and operational interventions. Governance functions ensure that every lifecycle activity remains aligned with applicable safety requirements, cybersecurity controls, regulatory obligations, and organizational policies. These capabilities establish the evidence needed to support auditing, certification, incident investigation, and long-term operational trust.

An important observation emerging from the table is that no individual lifecycle capability independently guarantees autonomy. Sustained autonomous operation arises from the coordinated interaction of all lifecycle functions. Monitoring without adaptation may identify problems but cannot resolve them. Adaptation without validation may introduce unacceptable

risks. OTA updates without governance may compromise security and operational integrity. Traceability without monitoring provides historical records but limited situational awareness. The framework therefore underscores the interdependent nature of lifecycle-management activities.

Taken collectively, Table 9.3-C10 demonstrates that continuous lifecycle management serves as the operational backbone of industrial autonomy. It provides the mechanisms required to observe system behavior, detect change, evaluate consequences, implement improvements, and maintain governance oversight throughout the life of deployed AI systems. Through these capabilities, organizations can sustain model effectiveness while preserving reliability, cybersecurity, safety, and regulatory compliance.

Ultimately, the table reinforces the central conclusion of this chapter: industrial autonomy is not achieved by deploying intelligent models and leaving them unchanged. Rather, it is sustained through a disciplined process of continuous observation, evaluation, adaptation, validation, and governance. Lifecycle management transforms embedded AI from a collection of isolated software components into a managed, observable, and continuously evolving industrial intelligence infrastructure capable of remaining effective as operational conditions, enterprise objectives, and environmental realities change over time.

Table 9.3-C10 identifies the principal lifecycle-management capabilities that support industrial autonomy and demonstrates how deployment, monitoring, adaptation, governance, and model evolution contribute to long-term system effectiveness. Although the table highlights the individual benefits associated with these capabilities, their collective significance emerges through their interaction as a continuous adaptation process. Industrial autonomy depends not only on intelligent decision-making but also on the ability to maintain that intelligence under changing operational conditions, evolving environments, and emerging organizational requirements. Figure 9.3-C10 illustrates this broader perspective by showing how continuous lifecycle management transforms changing industrial realities into sustained autonomous capability, operational trust, and ongoing organizational learning.

Industrial autonomy is often associated with sophisticated algorithms, advanced sensing technologies, and autonomous decision-making capabilities. However, autonomy derives its long-term value not from initial model performance alone but from the ability to preserve effectiveness as conditions evolve over time. Equipment degradation, environmental variability, changing workloads, emerging risks, and new operational objectives continuously challenge the assumptions on which deployed AI systems were originally developed. Continuous AI lifecycle management addresses this challenge by establishing a structured framework through which deployed intelligence can be monitored, refined, validated, and improved while remaining

subject to governance and safety controls. Figure 9.3-C10 presents this relationship by illustrating how lifecycle management functions as the enabling infrastructure that supports trustworthy and sustainable industrial autonomy.

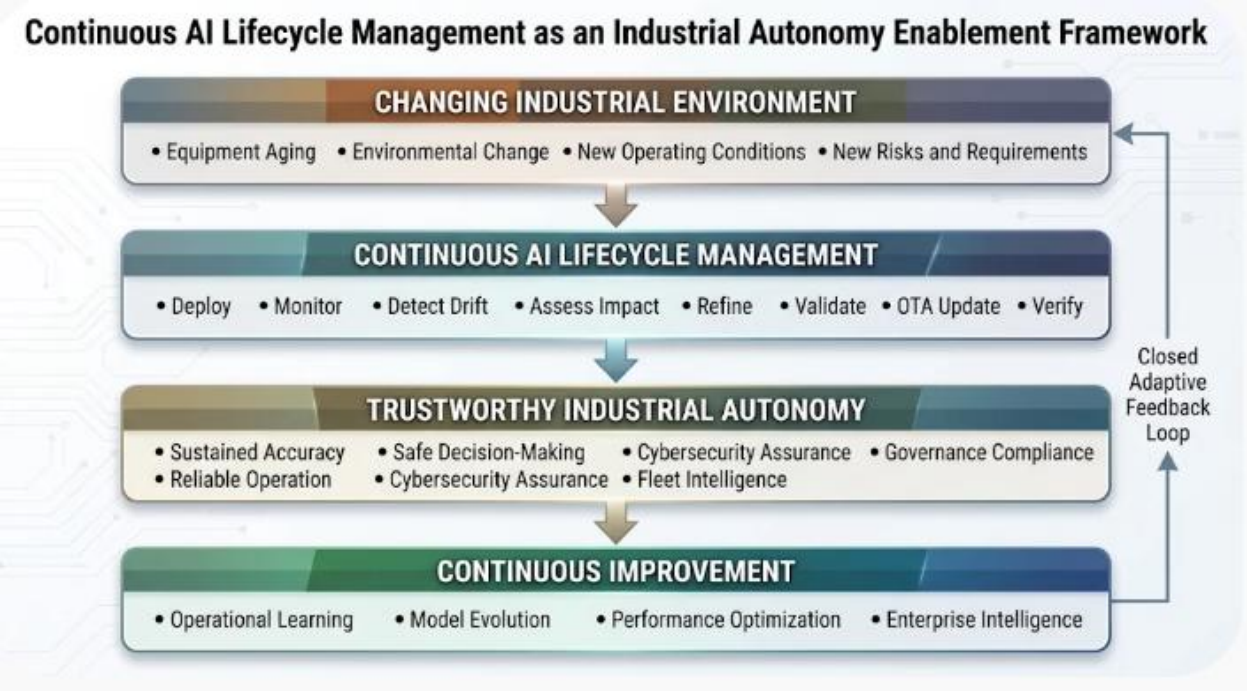

Figure 9.3-C10 – Continuous AI Lifecycle Management as an Industrial Autonomy Enablement Framework

The figure illustrates how continuous lifecycle-management processes transform changing industrial conditions into sustained autonomous capability. Through coordinated deployment, monitoring, drift detection, impact assessment, model refinement, validation, update management, and verification activities, industrial organizations maintain reliable and trustworthy AI systems despite evolving operational environments. The resulting feedback loop supports continuous learning, organizational adaptation, cybersecurity assurance, governance compliance, and long-term operational effectiveness.

Legend

Figure Component	***Description***
Changing Industrial Environment	*Dynamic operational conditions that influence AI system behavior, including equipment aging, environmental variation, changing workloads, evolving risks, and new business requirements.*

Continuous AI Lifecycle Management	*Integrated set of lifecycle functions responsible for deployment, monitoring, drift detection, assessment, refinement, validation, OTA updates, and verification.*
Deploy	*Controlled placement and activation of AI capabilities within operational environments.*
Monitor	*Continuous observation of model behavior, system health, resource utilization, and operational performance.*
Detect Drift	*Identification of changes that alter model applicability or operating assumptions.*
Assess Impact	*Evaluation of operational, safety, reliability, and business consequences associated with observed changes.*
Refine	*Improvement of model capabilities through retraining, recalibration, optimization, or redesign.*
Validate	*Verification that updated models satisfy performance, safety, compatibility, and governance requirements.*
OTA Update	*Secure distribution of approved model improvements to deployed industrial assets.*
Verify	*Confirmation that deployed updates function correctly under operational conditions.*
Trustworthy Industrial Autonomy	*Sustained autonomous capability characterized by accuracy, reliability, safety, cybersecurity assurance, governance compliance, and fleet intelligence.*
Continuous Improvement	*Organizational learning process through which operational feedback drives model evolution, optimization, and enterprise-wide intelligence.*
Closed Adaptive Feedback Loop	*Continuous cycle connecting operational experience with future refinement and deployment activities.*

Figure 9.3-C10 presents lifecycle management as the foundational mechanism through which industrial AI systems maintain long-term autonomy in evolving operational environments. Rather than focusing on individual technical functions, the figure emphasizes the broader relationship between environmental change, lifecycle adaptation, autonomous performance, and organizational learning.

The figure begins with the **Changing Industrial Environment**, which represents the dynamic conditions under which industrial AI systems operate. Equipment aging, environmental variability, changing operating conditions, emerging risks, and evolving business requirements continuously alter the context in which AI systems must function. This portion of the figure highlights an important reality of industrial operations: the environment is never static. Consequently, models that remain unchanged after deployment inevitably face increasing risk of becoming misaligned with operational reality.

Positioned directly beneath these changing conditions is the **Continuous AI Lifecycle Management** layer. This layer serves as the adaptive mechanism through which organizations respond to environmental change. The sequence of lifecycle activities illustrated in the figure reflects the major components discussed throughout the chapter. Deployment introduces intelligence into the operational environment. Monitoring observes system behavior and performance. Drift detection identifies emerging changes. Impact assessment determines operational significance. Refinement and validation generate improved model capabilities, while OTA updating and verification ensure that improvements can be deployed safely and effectively.

The central placement of lifecycle management emphasizes that adaptation does not occur automatically. Instead, adaptation is governed through structured engineering, operational, and organizational processes. The figure therefore reinforces a key principle of trustworthy autonomy: continuous improvement must occur under controlled conditions rather than through unrestricted self-modification.

The next layer of the figure identifies **Trustworthy Industrial Autonomy** as the primary outcome of lifecycle management. Notably, the figure does not depict autonomy as a direct consequence of AI deployment alone. Instead, autonomy emerges from the sustained operation of the lifecycle-management framework. The listed outcomes, including sustained accuracy, reliable operation, safe decision-making, cybersecurity assurance, governance compliance, and fleet intelligence, collectively characterize the qualities required for long-term industrial trustworthiness.

The figure further demonstrates that lifecycle management supports not only technical performance but also organizational objectives. Through **Continuous Improvement**, operational

knowledge generated during deployment is transformed into broader organizational capabilities. Operational learning enables the identification of recurring issues and improvement opportunities. Model evolution supports increasing effectiveness over time. Performance optimization improves operational efficiency, while enterprise intelligence enables knowledge sharing across devices, facilities, and deployment populations.

A particularly important aspect of the figure is the **Closed Adaptive Feedback Loop** shown along the right side. This loop illustrates that industrial autonomy is maintained through continuous observation, evaluation, and adaptation. Every deployment produces new data, every operational experience contributes new knowledge, and every learning cycle creates opportunities for further refinement. The loop therefore captures the essence of lifecycle management as a recurring process rather than a finite project.

Viewed holistically, Figure 9.3-C10 communicates a powerful architectural message: industrial autonomy depends as much on continuous lifecycle management as it does on AI algorithms themselves. Accurate models, advanced sensors, and sophisticated computing platforms provide only the initial foundation for autonomous operation. Long-term autonomy emerges when organizations establish the capability to continuously monitor, evaluate, adapt, validate, and govern those technologies as operational conditions evolve.

Ultimately, the figure portrays continuous AI lifecycle management as the enabling infrastructure that connects changing industrial environments with trustworthy autonomous operation. By integrating deployment, monitoring, adaptation, governance, and organizational learning within a closed feedback system, the framework ensures that embedded intelligence remains effective, secure, accountable, and aligned with enterprise objectives throughout the operational life of industrial systems. This capability represents one of the defining requirements for sustainable industrial autonomy and provides a natural transition to the subsequent discussion of security, safety, and trust in embedded AI decision-making systems.

The next discussion examines how **security, safety, and trust are integrated directly into embedded AI decision loops**. It explores how cryptographic identity, secure communication, model integrity, runtime protection, safety-constrained decision-making, and explainable operational behavior work together to ensure that industrial autonomy remains trustworthy even as embedded intelligence continuously evolves.

d. AI-Integrated Security, Safety, and Trust Mechanisms in Embedded Decision Loops

Embedded AI systems operate in industrial environments where **cybersecurity, functional safety, and operational trust are inseparable requirements**. Autonomous robots, aerial inspection drones, industrial vehicles, intelligent machinery, and embedded controllers make decisions that can directly affect human operators, equipment integrity, production continuity, and mission outcomes. Unlike conventional information-processing applications, these systems interact with the physical world, meaning that a compromised model, incorrect inference, unauthorized command, or unsafe actuation decision can produce consequences beyond the digital environment.

The challenge becomes more complex as embedded AI systems evolve through continuous model deployment, runtime adaptation, drift detection, and over-the-air (OTA) updates. Every new model, software component, communication pathway, or configuration change introduces additional conditions that must be evaluated for security, safety, and operational compatibility.

Consequently, security, safety, and trust cannot be treated as external protections added after an AI model has been developed. They must be integrated throughout the embedded architecture, including the hardware platform, operating system, AI runtime, inference pipeline, communication interfaces, decision logic, actuation mechanisms, and lifecycle management framework.

This requires a multilayered architecture in which protective mechanisms operate at different stages of the decision process. Security protects the integrity and availability of the cognitive infrastructure. Safety constrains decisions and physical actions within validated operating boundaries. Trust establishes transparency, accountability, and alignment between autonomous behavior and human, organizational, and regulatory expectations.

Three complementary disciplines form the foundation of trustworthy embedded autonomy:

- **Security:** Protecting embedded hardware, software, models, data, and communication channels against unauthorized access, manipulation, and compromise.
- **Safety:** Ensuring that AI-supported decisions and physical actions remain within validated operational boundaries, including during uncertainty, degradation, and failure.
- **Trust:** Making system behavior sufficiently transparent, traceable, explainable, and policy-aligned for operators and organizations to evaluate and govern autonomous operation.

Together, these disciplines establish the protective framework within which embedded AI can operate and evolve responsibly.

As embedded AI systems progress from data acquisition and inference generation to autonomous decision execution and physical actuation, the responsibilities of security, safety, and trust become distributed throughout the entire operational architecture rather than concentrated in a single control point. Each layer of the embedded decision loop introduces distinct vulnerabilities, operational risks, and governance requirements that must be addressed through specialized protective mechanisms. Consequently, achieving trustworthy embedded autonomy requires a layered framework in which security safeguards system integrity, safety mechanisms constrain operational behavior, and trust mechanisms provide transparency and accountability. Table 9.3-D summarizes how these complementary controls are integrated across the major layers of an embedded AI decision loop, illustrating the multidimensional nature of protection required in modern intelligent systems.

Table 9.3-D presents a structured view of the security, safety, and trust mechanisms that support embedded AI systems throughout the decision-making lifecycle. The table examines each major architectural layer, from hardware and operating systems to AI inference engines, decision logic, communication networks, actuation systems, and lifecycle management processes. For each layer, representative controls are identified according to their contribution to security, safety, and trust objectives. Collectively, these mechanisms demonstrate that trustworthy embedded autonomy emerges from the coordinated interaction of multiple protective functions rather than from any single technology or control mechanism.

Table 9.3-D – AI-Integrated Security, Safety, and Trust Mechanisms Across Embedded Decision Loops

Decision Loop Layer	Security Mechanisms	Safety Mechanisms	Trust Mechanisms	Primary Objective
Hardware & Device Foundation	Secure boot, hardware root of trust, TPM/secure element, device authentication, tamper detection	Fault-tolerant electronics, watchdog timers, redundant sensing interfaces	Hardware certification records, cryptographic provenance	Establish trusted execution and resilient operation

Operating System & Middleware	Access control, kernel hardening, secure containers, memory protection, vulnerability management	Real-time scheduling, fail-safe process isolation, deterministic execution	System integrity monitoring and auditability	Protect runtime environment and maintain predictable behavior
Data Acquisition & Sensor Layer	Sensor authentication, encrypted communications, spoofing detection, data integrity checks	Sensor validation, redundancy verification, anomaly detection	Sensor confidence scoring and data lineage tracking	Ensure reliable and trustworthy situational awareness
AI Model & Inference Pipeline	Model signing, secure model storage, adversarial attack detection, inference access control	Confidence thresholds, uncertainty estimation, runtime validation	Explainable AI (XAI), inference traceability, performance monitoring	Protect AI decision quality and transparency
Decision Logic Layer	Policy enforcement, rule integrity validation, authorization controls	Safety constraints, operational boundary checking, hazard mitigation rules	Decision logging, rationale generation, governance compliance	Ensure decisions remain within approved limits
Communication & Network Layer	Encryption, zero-trust access, secure OTA updates, intrusion detection	Communication redundancy and graceful degradation mechanisms	Communication audit trails and update traceability	Preserve secure and dependable connectivity
Actuation & Control Layer	Command authentication, actuator integrity monitoring	Emergency stop functions, safe-state transitions, collision	Human-in-the-loop validation and intervention capabilities	Prevent unsafe physical actions

		avoidance, override controls		
Lifecycle & Continuous Deployment Layer	Secure DevSecOps pipelines, software bill of materials (SBOM), update verification	Regression testing, digital twins, safety recertification workflows	Governance reporting, compliance documentation, model accountability records	Sustain trust, safety, and security throughout system evolution

The mechanisms summarized in Table 9.3-D reveal that security, safety, and trust are interconnected dimensions that must operate collaboratively across the embedded AI architecture. Although each discipline addresses distinct concerns, effective autonomous operation depends on their simultaneous implementation throughout the decision loop.

At the **hardware and device foundation layer**, security mechanisms such as secure boot processes, hardware roots of trust, and tamper-detection capabilities establish confidence in the integrity of the computing platform. Safety measures including watchdog timers and fault-tolerant designs improve resilience against hardware failures, while trust is reinforced through certification records and cryptographic verification of device provenance. These controls collectively ensure that higher-level software and AI functions execute on a reliable and authenticated foundation.

Within the **operating system and middleware layer**, protection shifts toward maintaining secure and predictable execution environments. Access controls, process isolation mechanisms, and system hardening reduce the likelihood of compromise, whereas deterministic scheduling and runtime protections support safe operation under real-time constraints. Audit trails and integrity monitoring further strengthen trust by providing visibility into system behavior and configuration changes.

The **data acquisition and sensor layer** highlights the importance of ensuring that decisions are based on reliable information. Security controls defend against spoofing, unauthorized access, and data manipulation, while safety mechanisms validate sensor accuracy and detect anomalies. Trust is enhanced through data provenance tracking and confidence assessments that enable operators and supervisory systems to evaluate the reliability of incoming information before it influences autonomous decisions.

The **AI model and inference pipeline** represent the cognitive core of embedded intelligence and therefore require specialized protections. Security measures such as model signing and secured model repositories help prevent unauthorized modification of AI assets. Safety-oriented mechanisms, including uncertainty estimation and runtime validation, reduce the likelihood of unsafe behavior resulting from model errors or unexpected environmental conditions. At the same time, explainability and inference traceability increase trust by making AI-generated outputs more understandable and auditable.

At the **decision logic layer**, security focuses on enforcing authorized policies and maintaining the integrity of operational rules. Safety constraints ensure that AI-generated decisions remain within validated operational boundaries, particularly when uncertainty or hazardous conditions are present. Trust mechanisms, including decision logging and governance monitoring, provide accountability by documenting the rationale and context associated with autonomous actions.

The **communication and network layer** demonstrates the close relationship between cybersecurity and operational continuity. Encryption, authentication, and intrusion detection help maintain secure connectivity, while redundancy and graceful degradation mechanisms preserve essential communications during failures or disruptions. Comprehensive logging and update traceability contribute to trust by creating verifiable records of network activity and system modifications.

At the **actuation and control layer**, the consequences of AI decisions become physical. As a result, safety mechanisms assume a particularly critical role through the implementation of emergency stop functions, safe-state transitions, collision avoidance systems, and human override capabilities. Security controls ensure that issued commands are authenticated and protected from malicious interference, while trust is supported through human-in-the-loop oversight and intervention capabilities that maintain appropriate levels of operational supervision.

Finally, the **lifecycle and continuous deployment layer** reflects the reality that modern embedded AI systems evolve over time. Secure development pipelines, software bill of materials (SBOM) management, update verification procedures, regression testing, and recertification processes help ensure that system changes do not introduce unacceptable risks. Governance reporting and accountability documentation further promote organizational trust by demonstrating compliance with regulatory, operational, and ethical requirements.

Overall, Table 9.3-D illustrates that trustworthy embedded AI is not achieved through isolated security features or standalone safety mechanisms. Rather, it emerges from the systematic integration of security, safety, and trust controls across every stage of the embedded decision

loop. This layered and lifecycle-oriented approach enables autonomous systems to operate reliably, adapt responsibly, and remain aligned with organizational, operational, and societal expectations as they evolve over time.

While Table 9.3-D identifies the specific security, safety, and trust mechanisms associated with each architectural layer of an embedded AI system, understanding how these mechanisms function collectively requires a systems-level perspective. In practice, embedded autonomy emerges through a continuous flow of information and decisions that begins with sensing, progresses through AI inference and decision-making processes, and ultimately results in actions in the physical world. Security, safety, and trust controls do not operate independently within isolated layers; instead, they interact across the entire decision loop to provide end-to-end protection, governance, and operational assurance. Figure 9.3-D illustrates this integrated architecture, highlighting how these three foundational disciplines are embedded throughout the autonomous decision process and continuously reinforced through lifecycle management, monitoring, feedback, and system evolution activities.

Figure 9.3-D presents an integrated view of the security, safety, and trust architecture that underpins embedded AI decision loops. The figure depicts the progression of information and control from the sensor layer through AI inference, decision-making, and actuation functions, culminating in physical-world actions. At each stage, dedicated security, safety, and trust mechanisms are embedded directly within the operational workflow. The figure further emphasizes the importance of continuous feedback, monitoring, over-the-air (OTA) updates, audit trails, and lifecycle governance, demonstrating that trustworthy embedded autonomy is not a static achievement but an ongoing process maintained throughout system operation and evolution.

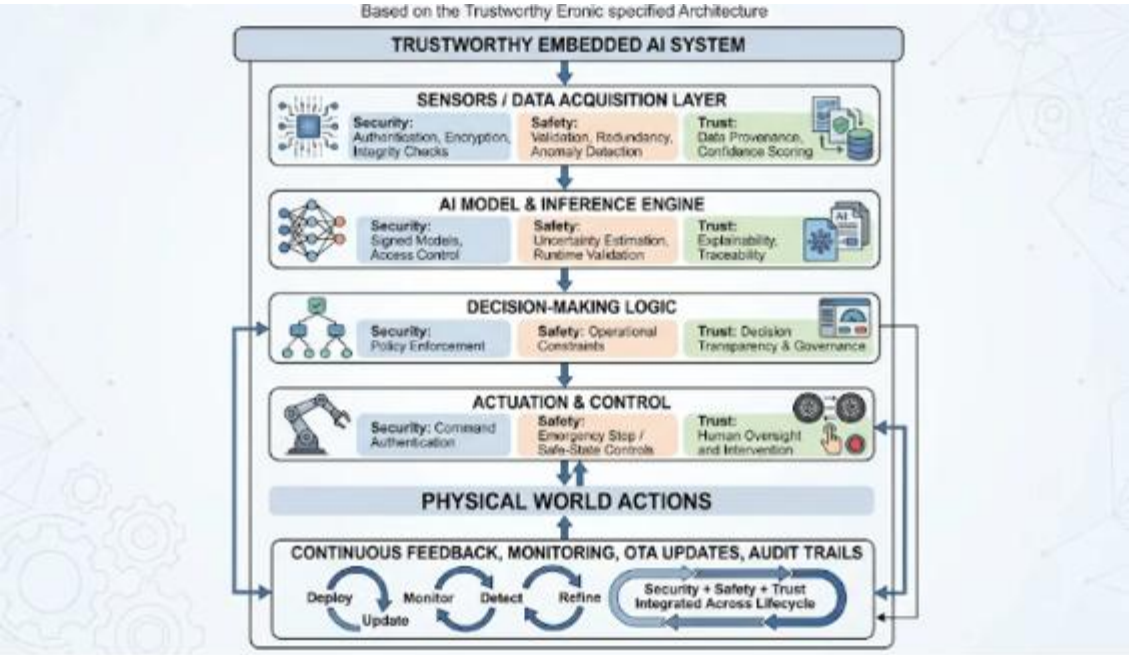

Figure 9.3-D – Integrated Security, Safety, and Trust *Mechanisms* in Embedded AI Decision Loops

The figure illustrates the flow of information from sensing and data acquisition through AI inference, decision-making, actuation, and physical-world execution, while showing how security, safety, and trust mechanisms are embedded at every stage of the autonomous operational cycle. Continuous monitoring, feedback, auditing, and lifecycle management provide cross-cutting governance functions that support resilient, explainable, and dependable autonomous behavior.

Legend

Symbol / Layer	***Description***
Trustworthy Embedded AI System	*Represents the overarching governance framework within which all autonomous functions operate.*
Sensors / Data Acquisition Layer	*Collects environmental, operational, and system-state information used as inputs to AI processing.*
AI Model & Inference Engine	*Performs data interpretation, prediction, classification, optimization, and reasoning functions.*
Decision-Making Logic	*Combines AI outputs with operational policies, constraints, and mission objectives to determine actions.*

Actuation & Control	*Converts approved decisions into physical commands sent to machines, robots, vehicles, or industrial equipment.*
Physical World Actions	*Represents the real-world consequences of autonomous decisions and control actions.*
Continuous Feedback, Monitoring, OTA Updates, and Audit Trails	*Provides lifecycle oversight, performance monitoring, model management, and governance functions across all layers.*
Security Controls	*Mechanisms that protect system integrity, confidentiality, availability, and resilience against cyber threats.*
Safety Controls	*Mechanisms that ensure autonomous operation remains within validated and acceptable operational boundaries.*
Trust Controls	*Mechanisms that support transparency, explainability, accountability, and human confidence in system behavior.*
Directional Arrows	*Indicate operational data flow, control flow, feedback processes, and continuous lifecycle adaptation.*

The architecture shown in Figure 9.3-D demonstrates that trustworthy embedded AI emerges from the coordinated interaction of technical, operational, and governance controls distributed throughout the autonomous decision cycle. Rather than treating security, safety, and trust as independent objectives, the figure illustrates how these disciplines form an integrated framework that supports reliable autonomous operation from data collection to physical execution.

At the highest level, the figure positions the **Trustworthy Embedded AI System** as the governing framework that encompasses all lower-level functions. This arrangement emphasizes that trustworthiness is not limited to the AI model itself but is instead a property of the entire system, including hardware platforms, software infrastructure, communications, operational policies, and lifecycle management processes. Trust is therefore established through the interaction of multiple components rather than through algorithmic performance alone.

The decision loop begins within the **Sensors and Data Acquisition Layer**, where information enters the system from external environments and internal monitoring sources. Because all subsequent decisions depend on the quality and integrity of incoming data, the figure highlights

authentication, encryption, validation, redundancy, anomaly detection, data provenance, and confidence scoring as foundational controls. These mechanisms collectively ensure that autonomous behavior is based on reliable situational awareness rather than corrupted, manipulated, or inaccurate information.

The flow proceeds to the **AI Model and Inference Engine**, where raw observations are transformed into predictions, classifications, recommendations, or control-relevant insights. Here, security focuses on protecting model integrity through mechanisms such as signed models and access controls. Safety mechanisms address uncertainty and model reliability through runtime validation and confidence assessment, while trust mechanisms provide explainability and traceability. This combination reflects growing recognition that AI systems must not only produce accurate outputs but also provide evidence supporting how and why those outputs were generated.

Within the **Decision-Making Logic Layer**, AI-generated insights are translated into operational decisions. The figure emphasizes the role of policy enforcement, operational constraints, transparency, and governance mechanisms in ensuring that decisions remain aligned with organizational objectives and safety requirements. This layer serves as a critical safeguard because it prevents autonomous systems from acting solely on model outputs without considering contextual rules, mission requirements, or regulatory obligations.

The next stage, **Actuation and Control**, represents the transition from computational reasoning to physical action. At this point, system behavior can directly affect personnel, assets, infrastructure, and mission outcomes. The figure therefore highlights command authentication, emergency stopping functions, safe-state controls, and human oversight mechanisms. These measures ensure that even when autonomous systems operate independently, appropriate safeguards remain available to prevent unsafe or unauthorized actions.

The resulting **Physical World Actions** form the observable outcomes of embedded AI decision-making. Importantly, the figure shows that decision execution does not represent the end of the process. Instead, physical actions generate new environmental conditions, operational states, and performance data that become inputs for the next decision cycle. The architecture therefore functions as a continuous feedback system rather than a linear sequence of events.

One of the most significant features of the figure is the lower-layer framework for **Continuous Feedback, Monitoring, OTA Updates, and Audit Trails**. This component demonstrates that modern embedded AI systems are dynamic entities that evolve throughout deployment. Monitoring enables the detection of anomalies, performance degradation, and emerging risks. OTA update mechanisms facilitate capability enhancements and vulnerability remediation, while

audit trails provide accountability and regulatory evidence. Together, these functions support the deployment–monitoring–detection–refinement cycle that characterizes contemporary AI-enabled systems.

The figure also illustrates a key architectural principle: **security, safety, and trust operate both vertically and horizontally across the system**. Vertically, each layer contains controls specifically tailored to its responsibilities. Horizontally, governance, monitoring, and lifecycle management functions span the entire architecture, ensuring consistency and coordination among all components. This multidimensional integration enables organizations to maintain control over evolving autonomous systems while preserving operational reliability and accountability.

Overall, Figure 9.3-D reinforces the concept that trustworthy embedded autonomy is achieved through continuous interaction among security protections, safety constraints, and trust-building mechanisms. The architecture demonstrates that effective autonomous systems must simultaneously defend against cyber threats, prevent unsafe actions, and provide sufficient transparency for human oversight. By embedding these capabilities throughout the decision loop and across the system lifecycle, organizations can deploy embedded AI solutions that are resilient, dependable, and aligned with both operational objectives and broader governance expectations.

i. Security: Protecting the Cognitive Core Against Tampering, Intrusion, and Adversarial Manipulation

Security in embedded AI begins with protecting the integrity of the physical device, its firmware, its operating environment, the deployed AI model, and the information used throughout the inference and decision-making process.

Industrial autonomous systems face a broad threat landscape. They may operate in physically accessible environments, communicate over wireless or industrial networks, interact with third-party software and hardware, and receive remotely distributed model updates. These characteristics expose them to threats that can target either the conventional computing infrastructure or the AI-specific components of the decision pipeline.

Potential threats include:

- Unauthorized physical access to embedded devices.
- Firmware modification and malicious software installation.
- Model extraction, substitution, or parameter manipulation.
- Compromised communication channels.
- Malicious or falsified sensor observations.
- Adversarial inputs designed to influence model predictions.
- Compromised OTA update packages.
- Unauthorized access to inference interfaces and control commands.
- Supply-chain vulnerabilities involving hardware, software, or pretrained models.
- Denial-of-service attacks that exhaust computational or communication resources.

A compromised embedded AI system may produce incorrect predictions, expose sensitive operational information, execute unauthorized functions, or disrupt the availability of essential industrial services. Security must therefore extend beyond protecting the network perimeter to include the complete AI execution and decision architecture.

The diverse threat landscape facing embedded AI systems demonstrates that security can no longer be viewed solely as a function of network defense or access control. Autonomous systems depend upon an interconnected chain of hardware platforms, software components, AI models, sensor inputs, communication pathways, and decision mechanisms, each of which presents potential opportunities for compromise. A vulnerability at any point in this chain can

undermine the integrity of the entire decision-making process, potentially leading to incorrect predictions, unauthorized actions, degraded performance, or operational disruption. Consequently, effective protection requires a defense-in-depth strategy that addresses both conventional cybersecurity risks and emerging AI-specific threats. Table 9.3-D1 summarizes the principal security domains within embedded AI architectures, the threats associated with each domain, the mechanisms used to mitigate those threats, and the resulting security objectives achieved through their implementation.

Table 9.3-D1 provides a comprehensive overview of the security architecture required to protect embedded AI decision systems. The table organizes security controls according to major operational domains, including hardware trust foundations, system software protection, AI model security, inference execution environments, sensor integrity, adversarial defense, communications security, update management, behavioral monitoring, access control, availability protection, and supply-chain assurance. For each domain, representative threats are identified alongside the protective mechanisms designed to mitigate those risks. The table further illustrates the specific assets protected by each control category and the broader security outcomes those mechanisms are intended to achieve. Together, these elements highlight the multilayered nature of security in autonomous embedded systems.

Table 9.3-D1 – Security Mechanisms for Protecting Embedded AI Decision Architectures

Security Domain	Representative Threats	Protective Mechanisms	AI/Embedded Assets Protected	Security Outcome
Hardware Trust Foundation	Physical tampering, device cloning, unauthorized hardware replacement	Secure boot, trusted platform modules (TPM), secure elements, hardware attestation, device identity certificates	Device identity, firmware integrity, cryptographic credentials	Establishes trusted device authenticity
Firmware and System Software Security	Firmware modification, rootkits, malicious code insertion	Signed firmware, integrity verification, authenticated updates, secure configuration management	Firmware, operating system, runtime environment	Prevents unauthorized software execution

AI Model Protection	Model theft, model substitution, parameter manipulation, model extraction	Model signing, version control, encrypted storage, integrity validation, access restrictions	Neural network models, inference libraries, configuration files	Maintains model authenticity and confidentiality
Inference Environment Security	Runtime compromise, privilege escalation, process interference	Trusted execution environments (TEE), containerization, sandboxing, process isolation, least-privilege access control	Inference engines, memory space, execution context	Protects AI execution integrity
Sensor and Data Integrity Protection	Sensor spoofing, falsified telemetry, corrupted observations	Sensor validation, data authentication, redundancy checks, cross-sensor verification, anomaly detection	Sensor streams, telemetry data, environmental observations	Ensures trustworthy decision inputs
Adversarial AI Defense	Adversarial examples, manipulated signals, poisoning attacks	Input validation, robustness testing, anomaly detection, cross-modal verification, model resilience assessment	AI prediction pipeline and training datasets	Reduces susceptibility to AI-specific attacks
Communication Security	Eavesdropping, man-in-the-middle attacks, unauthorized access	Encryption, mutual authentication, secure protocols, network segmentation, zero-trust communication	Device communications, model updates, operational commands	Preserves confidentiality and integrity of information exchange

OTA Update Security	Malicious update packages, update hijacking, rollback attacks	Digitally signed updates, version verification, update attestation, secure deployment pipelines	Software, firmware, AI models	Supports secure lifecycle evolution
Behavioral Security Monitoring	Unauthorized activity, anomalous behavior, stealth compromises	AI-assisted intrusion detection, telemetry monitoring, behavioral analytics, event correlation	Operational behavior and runtime activities	Enables early threat detection
Access and Authorization Control	Unauthorized inference requests, privilege abuse, command manipulation	Role-based access control (RBAC), policy enforcement, multi-factor authentication, command validation	APIs, inference services, administration interfaces	Restricts unauthorized actions
Availability and Resilience Protection	Denial-of-service attacks, resource exhaustion, service disruption	Resource quotas, redundancy, traffic filtering, load balancing, failover mechanisms	Compute resources, communication services, AI workloads	Maintains operational continuity
Supply Chain Security	Compromised hardware, software dependencies, pretrained models	Software bills of materials (SBOMs), provenance verification, vendor validation, dependency scanning	Device components, software libraries, AI assets	Reduces supply-chain compromise risk

Security as a Multi-Layered Protection Strategy

Table 9.3-D1 demonstrates that security in embedded AI systems must be implemented as a layered and continuous process rather than as a collection of isolated safeguards. The security

domains presented in the table collectively protect the entire decision architecture, from the physical device and software infrastructure to the AI model, communication channels, and operational environment. This layered approach reflects the reality that autonomous systems face threats originating from multiple sources and operating at different levels of the technology stack.

The table further emphasizes that security objectives extend beyond preventing unauthorized access. Effective protection must also preserve the integrity, confidentiality, availability, authenticity, and trustworthiness of the cognitive processes that support autonomous decision-making.

Establishing Trust at the Hardware and Software Foundations

The first two domains, **Hardware Trust Foundation** and **Firmware and System Software**

Security, establish the base upon which all higher-level AI functions depend. Hardware-level protections such as secure boot, trusted platform modules (TPMs), and hardware attestation mechanisms provide assurance that the device is authentic and operating in an approved state. Without these controls, an adversary could potentially replace firmware, alter system configurations, or impersonate legitimate devices before the AI system even begins operation.

Similarly, software-level protections defend against malicious modifications to operating systems, firmware, or runtime environments. The inclusion of signed firmware, authenticated updates, and integrity verification mechanisms illustrates the principle that trustworthy AI operation depends upon trustworthy software infrastructure. If the underlying platform becomes compromised, even a well-protected AI model may no longer behave as intended.

Protecting AI Models as Critical Security Assets

A notable feature of the table is the recognition of **AI models as security-sensitive assets**. Traditional cybersecurity frameworks often focus on protecting software applications and data repositories; however, embedded AI systems must also safeguard model parameters, inference libraries, configurations, and learned behaviors.

Model signing, encryption, version verification, and protected storage mechanisms help ensure that deployed AI components cannot be silently replaced, modified, or extracted by unauthorized entities. This reflects an important characteristic of AI security: compromise of a model may alter decision outcomes without generating obvious indications of conventional software failure, making proactive protection particularly important.

Securing the Inference Environment and Decision Pathway

The table also highlights the significance of the **Inference Environment Security** domain. Even when hardware and models remain intact, insecure runtime environments can expose systems to privilege escalation, memory manipulation, or process interference. Trusted execution environments, sandboxing, and process isolation help prevent compromised components from affecting critical decision functions.

This concept is closely linked to the protection of decision pathways. Access control policies, authorization frameworks, and command validation mechanisms ensure that AI-generated outputs do not automatically translate into physical actions without appropriate oversight. Such controls provide an important barrier between perception, reasoning, and actuation, reducing the consequences of software faults or malicious manipulation.

Addressing AI-Specific Threats

One of the most distinctive aspects of embedded AI security is the need to defend against threats that specifically target machine learning systems. The **Sensor and Data Integrity Protection** and **Adversarial AI Defense** domains address this challenge directly.

The table identifies threats such as sensor spoofing, falsified telemetry, adversarial examples, and data poisoning. Unlike traditional cyberattacks that target code or infrastructure, these attacks seek to manipulate the information used by AI models to influence decision outcomes. Protective measures including sensor validation, redundant sensing, anomaly detection, cross-modal verification, and robustness testing help reduce susceptibility to such attacks.

The inclusion of these controls underscores the understanding that security in AI systems must account for both computational integrity and informational integrity. Decisions can be compromised not only through software vulnerabilities but also through manipulation of the data upon which those decisions depend.

Maintaining Secure Communication and System Evolution

Modern embedded AI systems commonly operate within connected ecosystems, requiring secure exchanges of data, commands, and software updates. Consequently, the table includes **Communication Security** and **OTA Update Security** as distinct protection domains.

Encryption, authentication, secure communication protocols, and network segmentation help maintain confidentiality and integrity during data exchange. Secure update mechanisms further ensure that firmware, software, and AI models evolve safely throughout their deployment lifecycle. Digitally signed updates, version checks, and deployment validation procedures protect systems from malicious updates and unauthorized modifications.

These controls recognize that security is not limited to initial deployment but must remain effective as systems evolve through maintenance, improvement, and adaptation activities.

Detecting and Responding to Emerging Threats

The domains of **Behavioral Security Monitoring** and **Access and Authorization Control** reflect a shift from static protection toward dynamic security management. Behavioral monitoring systems use telemetry, analytics, and anomaly detection techniques to identify unusual activities that may indicate compromise. This approach is particularly valuable in autonomous systems because attacks may manifest as subtle behavior changes rather than overt failures.

Access control mechanisms complement these monitoring functions by restricting the actions available to authorized users, services, and applications. Through role-based access control, policy enforcement, and authentication mechanisms, organizations can reduce opportunities for privilege abuse and unauthorized operations.

Together, these controls support rapid detection, investigation, and response when anomalous conditions arise.

Ensuring Operational Continuity and Supply-Chain Integrity

The final domains, **Availability and Resilience Protection** and **Supply Chain Security**, broaden the discussion beyond direct attacks against operational systems. Availability protections focus on maintaining functionality under adverse conditions, including denial-of-service attacks, resource exhaustion events, and infrastructure failures. Redundancy, failover mechanisms, and resource management controls help ensure continued operation of critical services.

Supply-chain security addresses risks introduced before a system is even deployed. Hardware components, software dependencies, pretrained models, and third-party services may all introduce vulnerabilities if not properly validated. The use of software bills of materials (SBOMs), provenance verification, vendor assessments, and dependency analysis reflects the growing recognition that security must encompass the complete lifecycle of embedded AI assets.

Overall Significance

Overall, Table 9.3-D1 illustrates that protecting embedded AI systems requires more than traditional cybersecurity measures. The table presents a comprehensive security architecture that safeguards the cognitive core of autonomous systems by protecting hardware foundations, software platforms, AI models, inference environments, communication pathways, decision mechanisms, and lifecycle processes. Collectively, these controls establish security as a continuous operational capability that preserves the integrity, availability, and trustworthiness

of AI-enabled decision-making throughout the entire lifecycle of embedded autonomous systems.

Hardware-rooted identity, secure boot, and trusted execution.

The security foundation begins with establishing the authenticity and integrity of the embedded platform itself.

Secure boot mechanisms verify the authenticity of firmware and software components before they are executed. Hardware-rooted trust mechanisms, such as trusted platform modules (TPMs), secure elements, or hardware security modules where appropriate, can provide protected cryptographic operations and device identity.

Hardware attestation can provide evidence about the software and firmware configuration running on a device, allowing an authorized management platform to assess whether the device is operating with an approved configuration.

These mechanisms help prevent unauthorized firmware replacement and establish a foundation for trusted model execution.

For example, an autonomous industrial vehicle may be required to demonstrate that its firmware, AI runtime, and security configuration match an approved deployment baseline before it receives authorization to participate in a coordinated fleet operation.

Model integrity and protection of the AI execution environment.

The AI model itself is a critical security asset. Unauthorized modification of model parameters, preprocessing logic, configuration files, or inference libraries may alter system behavior without producing an obvious conventional software failure.

Model protection mechanisms may include:

- Cryptographic signatures for model packages.
- Integrity verification before model loading.
- Encryption of sensitive model artifacts at rest and during transmission.
- Protected storage for cryptographic keys.
- Version verification and authorized model registration.
- Runtime isolation between AI inference and unrelated software processes.
- Access restrictions for model-loading and inference interfaces.

- Secure management of model configurations and associated policies.

Where supported, trusted execution environments and hardware-backed isolation can help protect sensitive computations and model assets. However, encryption alone does not prevent all forms of model extraction, runtime compromise, or side-channel leakage. Security must therefore combine cryptographic protection with access control, hardware safeguards, runtime monitoring, and secure software engineering.

Runtime isolation and protection of decision pathways.

Embedded AI systems often execute multiple software components concurrently, including sensor-processing applications, AI inference engines, communication services, and control software.

If these components share unrestricted access to memory, communication interfaces, or execution resources, a compromised process may interfere with other parts of the system.

Runtime isolation and sandboxing help limit this exposure by separating software components according to their permissions and operational responsibilities.

For example, an AI-based object-recognition process does not automatically possess unrestricted authority to modify safety-controller configurations or issue arbitrary actuator commands.

A protected architecture can restrict the model to producing perception outputs or decision recommendations, while a separate authorization layer determines whether the requested action is permitted.

This separation reduces the potential consequences of a compromised or malfunctioning AI process.

Adversarial input detection and AI-specific threat protection.

Unlike conventional software, AI models can be influenced by carefully manipulated inputs that remain within the expected data format but produce misleading predictions.

Examples include:

- Visual patterns that interfere with object recognition.
- Manipulated acoustic signals that alter sound classification.
- Sensor spoofing that produces false location or motion estimates.
- False telemetry designed to distort equipment-health predictions.

- Data poisoning intended to influence future model training.
- Malicious inputs that exploit weaknesses in model generalization.

Embedded systems can use multiple protective mechanisms to reduce these risks.

These may include sensor consistency checks, signal-quality assessment, anomaly detection, input-range validation, adversarial robustness testing, redundant sensing, and cross-modal verification.

For example, an autonomous vehicle may compare camera-based obstacle recognition with radar and LiDAR measurements. A disagreement among these sources may indicate sensor degradation, environmental interference, or possible manipulation and trigger a more conservative operating response.

However, anomaly detection cannot guarantee that all adversarial inputs will be recognized. It must be treated as one component of a broader defense architecture rather than as a complete security solution.

AI-driven intrusion detection and behavioral security monitoring.

Traditional intrusion detection often focuses on network signatures, unauthorized access attempts, suspicious processes, and known attack patterns. Embedded AI introduces additional opportunities to monitor unusual behavior across the inference and operational layers.

AI-assisted security monitoring can examine:

- Unexpected communication patterns.
- Abnormal access to model files or inference interfaces.
- Unusual processor or memory utilization.
- Unexpected changes in model outputs.
- Repeated inference failures or abnormal input sequences.
- Unauthorized configuration modifications.
- Deviations from established device behavior.
- Suspicious interactions among connected industrial assets.

For example, a gateway monitoring an autonomous robot fleet may identify an unusual pattern of communication requests from one device, combined with unexpected changes in its model

configuration. These observations can be correlated to identify a potential compromise requiring investigation.

AI-generated security alerts must not automatically be treated as proof of an attack. They must be evaluated using supporting evidence, authenticated telemetry, and established incident-response procedures.

Security as a continuous property of the decision loop.

Security must remain active throughout the operational lifecycle. A device that passed authentication during initial deployment may become compromised later through software vulnerabilities, unauthorized physical access, or malicious updates.

Consequently, embedded AI security requires continuous authentication, integrity verification, access control, runtime protection, and security-event monitoring.

Security becomes the **cognitive protection layer** of embedded autonomy: safeguarding the models, data, execution environment, and communication pathways that support intelligent decision-making.

While Table 9.3-D1 identifies the principal security domains, threats, protection mechanisms, and security outcomes associated with embedded AI systems, it does not fully illustrate how these controls interact within a deployed autonomous architecture. In practice, security functions are not implemented as isolated safeguards but as interconnected layers that collectively protect the flow of information, inference generation, decision-making, and actuation. The effectiveness of embedded AI security depends upon the continuous interaction among hardware trust mechanisms, software protections, model integrity controls, communication safeguards, and runtime monitoring capabilities. Figure 9.3-D1 extends the analysis by presenting a systems-level view of these relationships, illustrating how security controls collectively protect the cognitive core of embedded AI systems throughout the operational decision loop.

Figure 9.3-D1 presents a layered security architecture for protecting the cognitive core of embedded AI systems. The architecture begins with hardware-rooted trust mechanisms that establish device authenticity and system integrity before progressing through software protection, AI model security, sensor validation, decision pathway protection, secure communications, and continuous monitoring functions. Each layer addresses specific classes of cyber and AI-specific threats while contributing to a broader defense-in-depth strategy. The figure further illustrates the importance of security feedback mechanisms that continuously

evaluate system integrity, detect anomalies, and support incident response activities throughout the operational lifecycle.

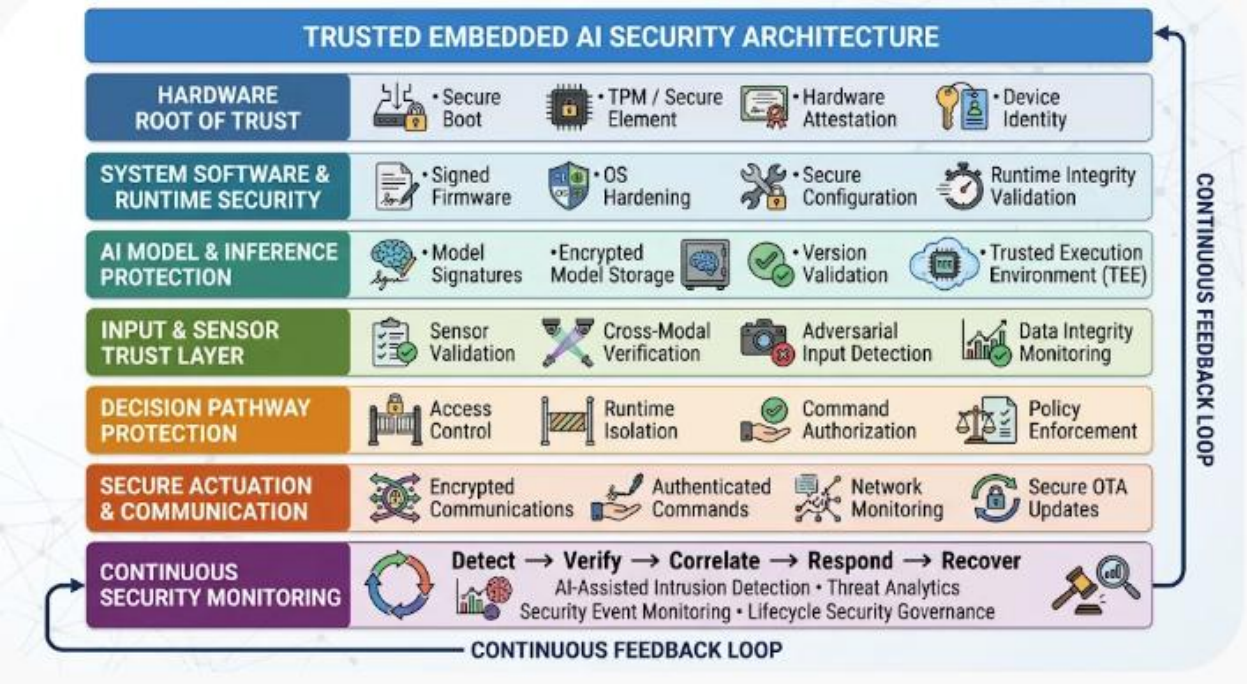

Figure 9.3-D1 –Security Architecture for Protecting the Cognitive Core of Embedded AI Systems

The figure illustrates a defense-in-depth security architecture for embedded AI environments, showing how hardware-rooted trust, system software protections, model security mechanisms, sensor validation controls, decision pathway safeguards, secure communications, and continuous monitoring capabilities collectively protect intelligent decision-making processes. The continuous feedback loop highlights the ongoing nature of security management across deployment, operation, monitoring, and recovery activities.

Legend

Figure Element	***Description***
Trusted Embedded AI Security Architecture	*Represents the overarching security framework governing the embedded AI system.*
Hardware Root of Trust	*Establishes cryptographic trust through secure boot, device identity, hardware attestation, and hardware security mechanisms.*

System Software & Runtime Security	*Protects firmware, operating systems, runtime services, and security configurations from unauthorized modification.*
AI Model & Inference Protection	*Secures AI models, inference libraries, configurations, and computation environments from manipulation or theft.*
Input & Sensor Trust Layer	*Validates incoming observations and detects spoofed, corrupted, or adversarial inputs.*
Decision Pathway Protection	*Enforces authorization policies, isolation mechanisms, and control restrictions governing AI-generated actions.*
Secure Actuation & Communication	*Protects command execution, network communications, and software-update processes.*
Continuous Security Monitoring	*Performs detection, verification, correlation, response, and recovery activities through ongoing behavioral analysis and intrusion monitoring.*
Continuous Feedback Loop	*Represents the cyclical process of monitoring, assessment, adaptation, and security improvement throughout the system lifecycle.*
Vertical Layer Progression	*Illustrates the flow of trust and protection from foundational hardware components to operational decision execution.*

Security as Protection of the Cognitive Core

Figure 9.3-D1 illustrates that security in embedded AI systems extends beyond protecting network infrastructure or preventing unauthorized access. Instead, security functions as a comprehensive protective framework surrounding the system's cognitive core, encompassing the hardware, software, models, data flows, inference mechanisms, decision pathways, and communication channels that collectively enable autonomous behavior. The figure demonstrates how multiple security layers cooperate to preserve the integrity, availability, and trustworthiness of intelligent decision-making processes.

Establishing Trust Through Hardware Foundations

At the base of the architecture is the **Hardware Root of Trust**, which provides the foundational assurance upon which all other security mechanisms depend. Secure boot processes, trusted platform modules, hardware attestation, and cryptographic device identities help establish confidence that the system is operating on authenticated and approved hardware configurations.

This layer reflects an important principle of embedded AI security: if the foundational hardware environment cannot be trusted, then higher-level protections become significantly less effective. Consequently, hardware-rooted trust serves as the starting point for all subsequent security validation activities.

Securing Software and Runtime Infrastructure

The second layer, **System Software and Runtime Security**, focuses on maintaining the integrity of firmware, operating systems, and runtime environments. Signed firmware, operating-system hardening, secure configuration management, and runtime integrity verification mechanisms reduce opportunities for attackers to alter system behavior through unauthorized software modifications.

The figure emphasizes that secure AI operation requires a secure execution environment. Even the most advanced AI model cannot be considered trustworthy if the operating environment responsible for executing that model has been compromised.

Protecting Models and Inference Processes

The **AI Model and Inference Protection** layer recognizes that AI models represent high-value security assets. Model signatures, encrypted storage, version validation procedures, and trusted execution environments collectively protect AI assets from theft, tampering, or unauthorized substitution.

Importantly, the figure places model security between system software protections and sensor validation mechanisms, highlighting the central role of AI models within the embedded decision architecture. This placement emphasizes that protecting model integrity is essential for maintaining reliability throughout the entire decision-making process.

Ensuring Trustworthy Inputs

The **Input and Sensor Trust Layer** addresses a unique challenge associated with AI systems: protecting the quality and authenticity of information used for inference generation. Unlike conventional software, AI behavior depends heavily on the characteristics of incoming data.

Sensor validation, cross-modal verification, adversarial-input detection, and data-integrity monitoring collectively help identify manipulated observations, sensor spoofing attempts, environmental anomalies, and adversarial inputs designed to influence model behavior. The figure demonstrates that securing AI systems requires protecting not only software assets but also the information upon which automated reasoning depends.

Protecting Decision Pathways and Operational Authority

The **Decision Pathway Protection** layer introduces an important architectural separation between AI-generated recommendations and operational authority. Access controls, runtime isolation, command authorization, and policy enforcement mechanisms ensure that AI outputs do not automatically become executable actions without appropriate validation.

This separation significantly reduces the consequences of model failures, compromised inference processes, or malicious manipulations. By establishing independent authorization mechanisms, organizations can retain control over critical operational decisions while still benefiting from autonomous capabilities.

Securing Communication and Actuation Functions

The **Secure Actuation and Communication** layer protects the mechanisms through which decisions are transmitted and executed. Encrypted communications, authenticated commands, network monitoring, and secure OTA update processes help preserve the confidentiality, integrity, and authenticity of operational interactions.

This layer is particularly important because it represents the interface between computational decision-making and real-world action. A failure at this stage could allow attackers to influence operational outcomes even when other parts of the architecture remain secure.

Continuous Monitoring as a Lifecycle Function

One of the most important aspects of Figure 9.3-D1 is the inclusion of the **Continuous Security Monitoring** layer and the accompanying **continuous feedback loop**. The architecture recognizes that security cannot be established solely through preventive mechanisms implemented during deployment. Instead, changes in operational environments, emerging vulnerabilities, evolving threat actors, and system updates require ongoing observation and assessment.

The detection, verification, correlation, response, and recovery cycle shown in the figure reflects modern security operations practices. AI-assisted intrusion detection, threat analytics, behavioral monitoring, and lifecycle governance activities enable organizations to identify potential compromises, evaluate security anomalies, and respond appropriately before adverse effects propagate throughout the system.

Overall Significance

Overall, Figure 9.3-D1 demonstrates that embedded AI security is best understood as a layered protection architecture that safeguards the cognitive processes underlying autonomous operation. The figure integrates traditional cybersecurity mechanisms with AI-specific protections, showing how trust is established, maintained, and continuously verified across the entire decision cycle. By combining hardware-rooted trust, software integrity controls, model protection, input validation, decision governance, secure communications, and continuous monitoring, the architecture provides a comprehensive framework for defending embedded AI systems against both conventional cyber threats and emerging adversarial attacks targeting intelligent decision-making processes.

The discussion of security has emphasized the importance of protecting the cognitive infrastructure that enables embedded AI systems to perceive, reason, communicate, and act. However, even a highly secure system cannot guarantee safe operation under all circumstances. Hardware failures, sensor degradation, unexpected environmental conditions, software defects, communication disruptions, and model uncertainty may still occur despite robust security protections. As a result, autonomous systems must be designed not only to resist malicious interference but also to prevent hazardous behavior when faults, anomalies, or unexpected operating conditions arise. This broader objective is addressed through safety engineering, which focuses on ensuring that system actions remain within validated operational boundaries regardless of whether the initiating event stems from accidental failure, environmental uncertainty, or security-related compromise. Consequently, safety serves as the operational safeguard of embedded autonomy, complementing security by controlling how systems behave when conditions deviate from normal expectations. The following section examines how deterministic control mechanisms, independent protection layers, and graceful degradation strategies enable embedded AI systems to maintain safe and predictable operation in complex, dynamic environments.

The discussion of **Security: Protecting the Cognitive Core Against Tampering, Intrusion, and Adversarial Manipulation** established that embedded AI systems must be protected against unauthorized access, model tampering, adversarial inputs, software compromise, and communication-layer attacks. Security mechanisms establish trust in the computational environment by ensuring that sensing, inference, communication, and decision-making processes operate using authentic software, authorized identities, protected data flows, and validated models. These protections are essential because compromised systems cannot support reliable autonomy, regardless of how advanced their AI capabilities may be. However,

protecting a system from malicious interference does not, by itself, guarantee that the system will behave safely when operating under normal conditions.

A system may be highly secure and still produce actions that create unacceptable operational risks if appropriate safety mechanisms are not present. For example, an authenticated and uncompromised autonomous vehicle may encounter unexpected obstacles, sensor failures, degraded environmental conditions, or situations that exceed the assumptions under which its AI models were developed. Similarly, a secure industrial robot may receive valid inputs yet still require mechanisms that prevent hazardous motion, enforce operational limits, or transition the system into a safe state when uncertainty becomes excessive. Security helps ensure that the system is protected from unauthorized influence; safety helps ensure that the system's behavior remains acceptable even when uncertainty, faults, failures, or unexpected conditions occur.

This distinction highlights an important architectural principle. Security is primarily concerned with preserving the integrity, confidentiality, and availability of system assets, communications, software, and data. Safety focuses on constraining physical behavior within acceptable risk boundaries and ensuring that protective actions remain available when abnormal situations arise. Whereas security asks whether the system can be trusted to resist unauthorized manipulation, safety asks whether the system can be trusted to avoid causing unacceptable harm during operation.

As embedded AI systems become increasingly autonomous and capable of influencing physical processes directly, the importance of independent safety mechanisms grows significantly. AI models may contribute valuable predictions, recommendations, and situational assessments, but protective responses cannot rely exclusively on probabilistic model outputs. Industrial environments require deterministic safeguards, independently validated protective functions, and graceful degradation mechanisms capable of maintaining acceptable operating conditions even when AI confidence declines, communications are interrupted, sensors malfunction, or unexpected operational scenarios occur.

This requirement leads naturally **to Safety: Deterministic Control, Independent Protection, and Graceful Degradation**. While security protects the cognitive infrastructure that supports autonomous decision-making, safety provides the operational safeguards that ensure those decisions remain constrained within acceptable physical and organizational risk boundaries. The following discussion examines how industrial AI systems integrate deterministic protection mechanisms, independent safety controls, validated fallback modes, and graceful-degradation strategies to maintain acceptable levels of safety across changing operational conditions and uncertain environments.

ii. Safety: Deterministic Control, Independent Protection, and Graceful Degradation

While security protects the integrity, confidentiality, and availability of embedded AI systems against malicious interference, **functional safety focuses on preventing, controlling, and mitigating unacceptable risks arising from system behavior**, regardless of whether those risks originate from faults, failures, environmental conditions, human error, or AI decision uncertainty. In autonomous and semi-autonomous systems, safety becomes particularly critical because AI-generated decisions can directly influence physical processes, human operators, industrial assets, and mission outcomes.

A fundamental distinction exists between security and safety. An embedded AI system may be completely protected from cyberattacks and yet still produce unsafe outcomes due to sensor failures, model inaccuracies, unforeseen operating conditions, hardware degradation, software defects, or limitations in training data. For example, an object-recognition model may misclassify an obstacle, an equipment-monitoring algorithm may underestimate the severity of a developing fault, or a path-planning system may generate an inappropriate maneuver under unusual environmental conditions. None of these events necessarily result from malicious activity, yet each can create significant operational hazards.

Conversely, security incidents can themselves become safety hazards when cyberattacks manipulate data, disrupt communications, or alter system behavior. Consequently, safety mechanisms must remain effective regardless of whether a hazardous condition originates from model uncertainty, hardware malfunction, environmental change, software failure, operator error, or malicious interference.

Unlike conventional software systems that primarily produce informational outcomes, embedded AI systems interact directly with the physical world. As a result, safety engineering emphasizes deterministic control, independent protection layers, bounded operational behavior, and predictable responses under abnormal conditions. Autonomous systems must be capable of recognizing uncertainty, detecting degraded operating states, preventing hazardous actions, and transitioning to safe modes when confidence, performance, or environmental conditions fall outside validated limits.

Safe embedded autonomy therefore requires more than accurate AI models. It requires a comprehensive safety architecture that combines monitoring, fault detection, redundancy, operational constraints, independent protective functions, and graceful degradation mechanisms. Together, these capabilities ensure that autonomous systems continue operating within acceptable risk boundaries even when portions of the decision-making architecture experience failures, uncertainty, or degraded performance.

Ensuring the safety of embedded AI systems requires more than achieving high prediction accuracy or reliable system performance under nominal operating conditions. Autonomous systems must continue to operate within acceptable risk boundaries even when confronted with sensor failures, incomplete information, unexpected environmental conditions, software defects, hardware degradation, or model uncertainty. Consequently, safety engineering adopts a multilayered approach that combines deterministic control mechanisms, operational constraints, fault detection capabilities, redundancy strategies, independent protection functions, and controlled recovery procedures. These mechanisms work together to identify hazardous conditions, limit the consequences of failures, and maintain safe operation despite uncertainty or degradation. Table 9.3-D2 summarizes the principal safety domains within embedded AI decision and control systems, the hazards they address, the mechanisms used to manage risk, and the safety objectives they support.

Table 9.3-D2 presents a comprehensive framework for understanding how safety is incorporated into embedded AI decision and control architectures. The table organizes key safety mechanisms according to major functional domains, including deterministic control, operational boundary management, sensor validation, uncertainty management, independent protection layers, fault detection, redundancy, safe-state management, human oversight, runtime assurance, graceful degradation, and lifecycle safety management. For each domain, representative hazards, corresponding safety mechanisms, protected functions, and primary safety objectives are identified. Together, these elements illustrate how modern embedded AI systems employ multiple layers of protection to ensure that autonomous behavior remains predictable, controlled, and aligned with acceptable risk tolerances.

Table 9.3-D2 — Safety Mechanisms for Embedded AI Decision and Control Systems

Safety Domain	Representative Hazards	Safety Mechanisms	Protected Functions	Safety Objective
Deterministic Control	Unpredictable system actions, unstable autonomous behavior	Rule-based constraints, bounded operating conditions, validated control logic	Decision execution and control outputs	Ensure predictable system behavior

Operational Boundary Management	Operation beyond validated limits	Geofencing, speed limits, operational envelopes, environmental constraints	Autonomous decision-making	Prevent operation outside validated conditions
Sensor and Data Validation	Faulty measurements, sensor degradation, corrupted observations	Sensor redundancy, plausibility checks, consistency testing, confidence scoring	Situational awareness and perception	Ensure reliable environmental understanding
AI Confidence and Uncertainty Management	Incorrect predictions, low-confidence decisions	Confidence thresholds, uncertainty estimation, decision rejection policies	AI inference outputs	Prevent unsafe decisions under uncertainty
Independent Protection Layers	AI errors influencing safety-critical actions	Safety controllers, interlocks, supervisory logic, safety PLCs	Critical control functions	Provide independent hazard mitigation
Fault Detection and Diagnostics	Undetected hardware or software failures	Built-in diagnostics, runtime health monitoring, fault isolation	Devices, software, and communications	Rapid identification of abnormal conditions
Redundancy and Diversity	Single-point failures	Redundant sensors, processors, communication channels, diverse algorithms	Critical subsystems	Increase fault tolerance

Safe-State Management	Hazardous behavior during failures	Emergency stop mechanisms, fail-safe responses, safe shutdown procedures	Physical equipment and operators	Reduce consequences of failures
Human Oversight and Intervention	Autonomous decisions requiring operator review	Human-in-the-loop controls, operator override, supervisory approval	Safety-critical decisions	Maintain human authority
Runtime Monitoring and Safety Assurance	Unexpected operational conditions	Continuous monitoring, safety analytics, rule compliance verification	Entire autonomous system	Detect emerging hazards
Graceful Degradation	Loss of functionality during faults	Reduced-capability modes, mission prioritization, adaptive performance limits	Autonomous operations	Maintain safe operation during degradation
Lifecycle Safety Management	Safety degradation over time	Validation testing, digital twins, recertification, change management	Long-term system operation	Preserve safety throughout evolution

Source: *Adapted from functional safety, autonomous systems engineering, and trustworthy embedded AI design principles.*

Safety as a System-Level Risk Management Framework

Table 9.3-D2 demonstrates that safety in embedded AI systems is fundamentally a system-level property rather than a characteristic of any single component, algorithm, or protective device. The safety domains identified in the table collectively address the reality that hazards may emerge from many different sources, including hardware faults, software defects, sensor

failures, environmental disturbances, communication disruptions, and AI decision uncertainty. As a result, effective safety cannot depend solely on model accuracy; it requires multiple layers of protection operating across the entire autonomous decision architecture.

The table further illustrates that modern safety engineering emphasizes risk reduction through prevention, detection, containment, mitigation, and recovery. Each safety domain contributes to one or more of these objectives, creating a comprehensive framework for maintaining acceptable operational risk.

Maintaining Predictability Through Deterministic Control

The first safety domain, **Deterministic Control**, establishes the principle that autonomous behavior must remain predictable and bounded. While AI models may generate recommendations based on probabilistic reasoning, the final control architecture must ensure that actions remain consistent with validated operational requirements.

Rule-based constraints, approved operating conditions, and validated control logic help prevent

unpredictable or unstable system behavior. This domain reflects the fundamental safety principle that AI-generated outputs are governed by deterministic supervisory controls whenever operational consequences may affect people, equipment, or mission success.

Preserving Operation Within Validated Boundaries

Closely related to deterministic control is **Operational Boundary Management**, which focuses on ensuring that autonomous activities remain within approved operating limits. Geofencing, speed restrictions, environmental constraints, and operational envelopes define the conditions under which autonomous behavior is considered safe.

This domain recognizes that even highly capable AI systems may encounter situations beyond the scenarios considered during design, training, or validation. By restricting operation to validated conditions, organizations can reduce the likelihood of unsafe actions resulting from unexpected circumstances.

Ensuring Reliable Situational Awareness

Safe decisions depend upon accurate understanding of the environment. Consequently, the **Sensor and Data Validation** domain addresses hazards associated with unreliable, degraded, or inconsistent observations.

Mechanisms such as sensor redundancy, plausibility testing, confidence scoring, and consistency verification improve the reliability of perception capabilities. These controls help prevent situations in which decisions are based on faulty measurements or misinterpreted

environmental conditions. The inclusion of this domain highlights the close relationship between perception quality and operational safety.

Managing Uncertainty in AI Decision-Making

One of the most distinctive aspects of AI-enabled systems is their ability to operate under uncertainty. However, excessive uncertainty can create safety risks when systems continue acting despite insufficient confidence in their decisions.

The **AI Confidence and Uncertainty Management** domain addresses this challenge through confidence thresholds, uncertainty estimation mechanisms, and decision-rejection policies. Rather than assuming that all model outputs are equally reliable, these mechanisms allow systems to recognize limitations in their own predictions.

This capability is particularly important in embedded AI because it supports the principle of **restricted autonomy**, whereby a system reduces or limits autonomous behavior when confidence falls below acceptable thresholds.

Independent Safety Protection as a Safeguard Against AI Failure

The table emphasizes the importance of **Independent Protection Layers**, one of the central principles of industrial safety engineering. Independent protection systems, including safety controllers, safety-programmable logic controllers (PLCs), interlocks, and supervisory safety functions, operate separately from AI decision-making components.

This architectural separation ensures that safety does not depend exclusively upon the correct functioning of an AI model. Even if a model generates an incorrect recommendation, an independent safety layer can prevent hazardous actions from being executed. Such separation is particularly valuable in high-consequence environments where failures may affect personnel safety or critical infrastructure.

Detecting Faults Before They Escalate

The **Fault Detection and Diagnostics** domain supports proactive safety management through continuous monitoring of system health and performance. Built-in diagnostics, runtime monitoring, and fault-isolation techniques help identify abnormal conditions before they develop into hazardous failures.

Early detection is especially important in autonomous systems because faults may not be immediately observable by human operators. Diagnostics therefore provide an essential mechanism for maintaining awareness of evolving system conditions.

Increasing Resilience Through Redundancy and Diversity

Another major theme in the table is the use of **Redundancy and Diversity** to improve fault tolerance. Redundant sensors, processors, communication links, and decision algorithms help eliminate single points of failure that could otherwise compromise system safety.

Diversity further strengthens resilience by reducing the likelihood that multiple independent components will fail in the same manner simultaneously. Together, redundancy and diversity increase the robustness of autonomous systems operating in complex and uncertain environments.

Safe-State Management and Human Oversight

When faults or hazardous conditions occur, embedded AI systems must transition to states that minimize risk. The **Safe-State Management** domain addresses this requirement through emergency-stop functions, fail-safe responses, controlled shutdown procedures, and hazard containment mechanisms.

Complementing these automated protections is the domain of **Human Oversight and Intervention**, which preserves human authority over safety-critical operations. Human operators can supervise decisions, perform interventions, and assume control when necessary. This reflects the broader principle that autonomy is implemented in ways that support rather than eliminate effective human governance.

Runtime Assurance and Graceful Degradation

The domains of **Runtime Monitoring and Safety Assurance** and **Graceful Degradation** recognize that failures cannot always be avoided. Consequently, safety architectures must maintain acceptable behavior even when system capabilities become partially impaired.

Continuous monitoring enables the detection of emerging hazards, while graceful degradation mechanisms allow systems to reduce functionality in a controlled manner rather than experiencing abrupt or catastrophic failure. Reduced-capability modes, mission-prioritization strategies, and adaptive performance limitations help preserve safety despite degraded operating conditions.

This approach reflects one of the most important principles of resilient autonomy: when full performance cannot be guaranteed, the system fails safely rather than fail unpredictably.

Sustaining Safety Throughout the System Lifecycle

The final domain, **Lifecycle Safety Management**, acknowledges that safety is not achieved solely during initial design and deployment. Embedded AI systems evolve through software updates,

model revisions, configuration changes, maintenance activities, and changing operational requirements.

Validation testing, digital twins, recertification procedures, and change-management processes ensure that safety properties remain intact as systems evolve. This lifecycle perspective is increasingly important because many AI-enabled systems undergo continuous improvement throughout deployment.

Overall Significance

Overall, Table 9.3-D2 illustrates that safety in embedded AI systems emerges from the coordinated operation of multiple protective mechanisms rather than from any single technology or control strategy. Deterministic controls, operational constraints, sensor validation, uncertainty management, independent protection layers, redundancy mechanisms, fault diagnostics, safe-state transitions, human oversight, and graceful degradation collectively form a comprehensive safety architecture. Through this layered approach, embedded AI systems can continue operating within acceptable risk boundaries despite uncertainty, faults, environmental change, or component failures, thereby enabling reliable and responsible autonomous operation in industrial and mission-critical environments.

Deterministic Safety Controllers and Independent Protective Mechanisms

AI models are inherently probabilistic computational systems. Their outputs represent estimates, classifications, or predictions derived from learned patterns and statistical relationships. Consequently, their behavior may become uncertain when operating conditions, environmental characteristics, or input data deviate from those encountered during training and validation.

For this reason, safety-critical industrial functions cannot rely exclusively on probabilistic AI inference. Instead, embedded AI systems operate alongside independently designed, appropriately validated safety mechanisms that enforce protective constraints through deterministic control logic and safety-rated hardware.

These mechanisms may include:

- Safety programmable logic controllers (safety PLCs).
- Safety-rated motion controllers.
- Hardware-based emergency-stop circuits.
- Protective interlocks and access-control mechanisms.

- Safety-rated sensing and detection systems.
- Independently enforced speed, force, and motion limitations.
- Validated safe-state transition and emergency shutdown mechanisms.

These protective mechanisms maintain their safety functions independently of ordinary AI inference, ensuring that essential protective actions do not depend solely on the accuracy, availability, or operational continuity of an AI model.

For example, an AI-enabled robotic arm may employ computer vision to detect nearby workers, interpret their positions, and predict potential collision risks. These AI-generated insights can support adaptive motion planning, dynamic obstacle avoidance, and proactive risk assessment. However, the required protective stopping behavior must be implemented through an appropriately designed, safety-rated, and validated control architecture rather than relying exclusively on the vision model's predictions.

Within this architecture, AI contributes enhanced perception, contextual interpretation, and

predictive capabilities, while independent safety controllers retain the authority to enforce protective limits, initiate required safety responses, and transition the equipment into a validated safe state when necessary.

This separation of responsibilities establishes a fundamental architectural principle for Physical AI systems: **probabilistic intelligence may enhance operational capabilities, but independently validated safety mechanisms must retain authority over safety-critical protective functions.**

Safety Envelopes and Constrained Decision-Making

An embedded AI system may continuously generate, evaluate, or rank alternative actions based on its interpretation of the current operating environment. However, the fact that an action is technically feasible, operationally efficient, or economically beneficial does not necessarily mean that it is safe, authorized, or permissible. Industrial autonomy therefore requires explicit mechanisms that constrain decision-making and ensure that AI-generated actions remain within validated operational boundaries.

This role is fulfilled by the **safety envelope**, which defines the region of permissible operation within which autonomous behavior is allowed to occur. A safety envelope specifies the limits that govern physical actions, equipment states, environmental conditions, and operating modes. In effect, it establishes the boundaries of acceptable behavior, ensuring that optimization objectives never override safety, regulatory requirements, or operational constraints.

From an architectural perspective, the safety envelope acts as a supervisory layer between AI-generated recommendations and physical execution. The AI system may propose candidate actions, but only actions that satisfy the applicable safety conditions are permitted to proceed. This mechanism prevents autonomous systems from selecting actions that could endanger personnel, damage equipment, destabilize industrial processes, violate operating procedures, or exceed certified operating limits.

Depending on the application, safety-envelope constraints may include:

- **Robot Motion Limits:** Maximum velocity, acceleration, deceleration, joint displacement, workspace boundaries, and allowable trajectories.
- **Force and Mechanical Constraints:** Permissible contact forces, torque levels, payload limits, mechanical stress tolerances, and structural loading restrictions.
- **Vehicle Operational Limits:** Maximum speed, minimum following distances, braking requirements, cornering limits, and other mobility constraints.
- **Aerial-System Restrictions:** Authorized altitude ranges, geofenced operating regions, obstacle-clearance requirements, flight-path restrictions, and no-fly zones.
- **Industrial Process Constraints:** Temperature limits, pressure thresholds, vibration ranges, rotational speeds, flow rates, and other process-specific operating boundaries.
- **Energy-System Constraints:** Battery discharge limits, charging conditions, thermal-management requirements, energy reserves, and maximum power consumption levels.
- **Operational Authorization Constraints:** Approved operating modes, operator permissions, environmental qualifications, access controls, and designated autonomy levels.

These restrictions can be formalized through a constrained decision-making framework in which an AI system optimizes an objective function while simultaneously satisfying a set of mandatory operational and safety requirements.

A simplified formulation can be expressed as

$$a_t^* = \arg\min_{a \in A} J(a \mid s_t)$$

subject to

$$g_j(a, s_t) \leq 0, \qquad j = 1, \ldots, m$$

where:

- a_t^* represents the selected action at time t.
- A denotes the set of candidate actions available to the autonomous system.
- s_t represents the estimated system state at time t, including equipment conditions, environmental observations, operational context, and situational awareness information.
- J (a | s_t) represents the objective function or decision cost associated with action aunder the current system state. Depending on the application, the objective may incorporate productivity, energy efficiency, response speed, equipment utilization, mission success, or operational effectiveness.
- g_j (a, s_t) represents the j-th operational or safety constraint that must be satisfied before an action can be considered permissible.
- m denotes the total number of applicable constraints defining the safety envelope.

This formulation highlights a fundamental principle of responsible industrial autonomy: **AI optimization operates within safety boundaries; it does not define those boundaries.**

The objective function determines which action is preferable among the available alternatives, but the constraints determine which alternatives are admissible in the first place. Consequently, optimization occurs within the allowable operating region rather than across the entire set of physically possible actions.

In practical industrial systems, however, mathematical constraints alone are insufficient for ensuring safety. The optimization framework represents only one layer of a broader safety architecture. Operational limits must also be enforced through independently designed, validated, and, where required, safety-certified mechanisms. These may include safety PLCs, certified motion controllers, emergency-stop systems, hardware interlocks, independent watchdog circuits, physical limit switches, speed-monitoring devices, and other protective technologies appropriate to the application.

The distinction becomes particularly important under conditions of uncertainty. Embedded AI systems frequently operate in environments characterized by sensor noise, incomplete observations, communication delays, environmental variability, unanticipated disturbances, and

imperfect state estimation. Under these conditions, an AI model may incorrectly assess the safety, feasibility, or potential consequences of a proposed action. Consequently, **safety enforcement must never depend exclusively on the AI system's own interpretation of operating conditions**.

Independent protective mechanisms must retain the authority and capability to override, restrict, modify, or interrupt AI-generated actions whenever authorized operating limits are approached or exceeded. These mechanisms operate independently of the AI system's probabilistic reasoning and provide an additional layer of protection against errors in perception, prediction, and decision-making. This separation of responsibilities ensures that essential safety requirements remain enforceable even when AI models or associated algorithms produce unexpected, inaccurate, or unreliable outputs.

Furthermore, when available evidence is insufficient to establish that a proposed action satisfies applicable safety and operational constraints, autonomous systems must transition to an appropriate restricted or protective operating mode. The specific response depends on the hazard analysis, system architecture, and application requirements. Possible responses include:

- **Reducing operating speed** to limit potential hazards and provide additional time for system response.
- **Restricting the permissible action space** to prevent execution of actions that cannot be adequately validated.
- **Disabling selected autonomous functions** when their continued operation presents unacceptable uncertainty or risk.
- **Requesting supervisory human intervention** when additional assessment or authorization is necessary.
- **Transitioning to a validated degraded operating mode** that preserves essential functions while limiting operational capabilities.
- **Initiating a safe-state or emergency response procedure** when continued operation cannot be maintained within established safety limits.

These responses embody the principles of **fail-safe and fail-operational design**. Fail-safe mechanisms prioritize transitioning the system toward a predefined safe condition when continued operation presents unacceptable risk. Fail-operational mechanisms preserve essential functions under specified fault or degraded conditions while maintaining established safety constraints. Together, these principles ensure that uncertainty results in appropriately

controlled behavior, reduced operational exposure, and protective intervention rather than an increase in system risk.

Ultimately, safety envelopes establish the operational boundaries within which embedded AI autonomy is permitted to function. They enable AI systems to optimize performance, adapt to changing conditions, and exploit advanced decision-making capabilities while preserving the authority of independently validated protective mechanisms. By separating optimization objectives from safety enforcement, safety envelopes provide the foundation for trustworthy industrial autonomy, ensuring that intelligent systems remain both effective and safe throughout the edge-cloud continuum.

Redundant Perception and Independent Decision Verification

Safety assurance in embedded AI systems can be further strengthened through redundant perception, independent sensing pathways, and cross-validation of AI-generated decisions. Rather than relying on a single sensor, model, or analytical pathway, an embedded system can evaluate information from multiple sources to identify inconsistencies, detect potential faults, and verify whether a consequential decision is supported by independently obtained evidence.

Examples of redundant perception and independent decision verification include:

- Comparing camera-based object detection results with independent radar or LiDAR measurements to verify object presence, position, and relative movement.
- Comparing AI-predicted motor temperatures with measurements obtained from independent physical temperature sensors.
- Cross-validating robot position estimates against encoder feedback, inertial measurements, and independent localization data.
- Evaluating AI-based anomaly classifications against established physical operating limits and deterministic threshold conditions.
- Employing independent monitoring logic to detect inconsistent predictions, abnormal confidence values, or unexpected variations in model outputs.

However, redundancy alone does not guarantee fault tolerance or independent verification. Its effectiveness depends on how sensing, processing, communication, and power subsystems are architecturally separated and protected against shared failure mechanisms. Multiple sensors may experience common-cause failures resulting from shared power supplies, environmental interference, calibration errors, communication infrastructure, electromagnetic disturbances, or common software dependencies. Under such conditions, a single underlying fault may

compromise multiple supposedly redundant components simultaneously, reducing or eliminating the intended safety benefits.

Consequently, **redundancy must be supported by demonstrable functional independence and systematic evaluation of common-cause failures and architectural dependencies**. Effective redundancy engineering requires consideration of sensor diversity, physical and electrical separation, independent power arrangements, communication-path isolation, software dependencies, calibration integrity, and environmental operating conditions. Where appropriate, heterogeneous sensing technologies, independently developed processing pathways, and separately implemented verification logic can further reduce the likelihood that a single fault or failure mechanism compromises the entire perception or protection architecture.

Through this approach, redundant perception extends beyond duplicating sensing components to establishing complementary sources of evidence and independent verification capabilities. This distinction is particularly important in Physical AI systems, where the reliability of perception and decision-making directly influences robotic motion, industrial process control, autonomous operation, and other safety-critical physical interactions.

Uncertainty-Aware Decision-Making and Autonomy Restriction

AI models do not always receive sufficient information to generate reliable predictions or support appropriate operational decisions. Sensor noise, incomplete observations, unfamiliar environments, unexpected disturbances, and changes in underlying data distributions can increase predictive uncertainty and reduce model reliability. These conditions are particularly important in embedded AI applications, where model outputs may influence physical actions with immediate operational or safety consequences.

Consequently, embedded systems must incorporate mechanisms for identifying conditions under which model outputs are insufficiently reliable for their intended operational purpose. These mechanisms can evaluate predictive confidence, uncertainty estimates, sensor quality, consistency among multiple observations, and deviations from validated operating conditions. When uncertainty exceeds application-specific acceptance limits, the system can restrict the authority of the affected AI function, request additional observations, invoke an alternative validated model, or initiate supervisory intervention. For safety-relevant applications, uncertainty-aware restrictions must operate within predefined safety policies and remain subordinate to independently validated protective mechanisms.

This approach establishes a direct relationship between the reliability of available information and the degree of autonomy granted to an embedded AI system. As uncertainty increases, the

system progressively limits actions that depend on unreliable predictions, preserving essential operational functions while reducing exposure to potentially unsafe decisions.

Possible responses include:

- Requesting additional sensor observations.
- Cross-checking predictions using independent sensing pathways.
- Switching to a simpler validated model.
- Restricting the permitted action space.
- Reducing operating speed or autonomy level.
- Requesting human intervention.
- Transitioning to an approved safe state.

For example, an autonomous drone performing infrastructure inspection may encounter heavy fog that reduces visual perception reliability. Rather than continuing its normal inspection trajectory based on uncertain visual estimates, the system may restrict movement, use alternative validated sensing capabilities, or initiate an approved return or landing procedure.

A confidence score alone is not a complete safety indicator. Models can be confidently wrong, and confidence calibration may deteriorate under distribution shift. Uncertainty assessment must therefore be combined with operating limits, sensor-health information, independent validation, and risk-based decision rules.

Graceful Degradation and Fault-Tolerant Autonomy

Industrial autonomous systems must be capable of maintaining safe and predictable operation despite partial failures, degraded performance, or unexpected environmental conditions. Because eliminating all failures is neither practical nor economically feasible, safety architectures are designed to tolerate faults and reduce their consequences rather than assuming continuous perfect operation. This capability is commonly achieved through **graceful degradation**, whereby an autonomous system reduces its functional capabilities in a controlled and predictable manner when hardware components, sensing systems, communication links, computational resources, or AI models become unavailable, unreliable, or insufficiently trustworthy.

Rather than allowing a localized fault to propagate into a complete system failure or uncontrolled behavior, fault-tolerant architectures seek to preserve essential safety and operational functions while selectively restricting nonessential, degraded, or higher-risk

activities. Depending on the application and hazard analysis, the system may transition to a reduced-autonomy mode, activate redundant resources, limit operational parameters, or initiate a controlled transition to a validated safe state.

Examples of graceful degradation and fault-tolerant autonomy include:

- A mobile robot transitioning from fully autonomous navigation to a restricted operating mode that relies only on verified localization and obstacle-detection functions.
- An aerial inspection drone suspending advanced AI-assisted inspection activities while maintaining flight stabilization, navigation, return-to-home, and recovery capabilities.
- An industrial machine automatically reducing operating speed, acceleration, throughput, or processing capacity when critical sensors become unavailable or confidence in measurement quality declines.
- An autonomous vehicle restricting its operational design domain (ODD) when environmental conditions, visibility limitations, or degraded perception capabilities no longer support normal autonomous driving functions.
- An embedded monitoring node preserving essential sensing, event detection, and alarm functions while suspending noncritical analytics or computational workloads to conserve resources and maintain operational continuity.

The selection of an appropriate degradation strategy depends upon the characteristics of the physical asset, application requirements, identified hazards, system architecture, and approved operating procedures. Effective degradation strategies must also consider the interaction between reduced functional capabilities and the safety requirements of the surrounding environment.

Importantly, **reduced autonomy does not automatically imply a safe condition**. Continuing operation with degraded perception, incomplete situational awareness, or reduced decision confidence may introduce greater risk than executing a controlled stop or transitioning to a predefined safe state. Conversely, immediate shutdown may itself create hazards in applications involving heavy machinery, industrial processes, transportation systems, or mission-critical operations. Consequently, degradation strategies must be systematically defined, analyzed, validated, and tested against realistic failure scenarios to determine whether continued restricted operation, controlled shutdown, emergency intervention, or transition to another validated safe state represents the most appropriate response.

Through this approach, graceful degradation becomes a fundamental capability of fault-tolerant Physical AI architectures. It enables autonomous systems to preserve essential functionality where conditions permit, limit the propagation of failures, and transition predictably toward approved operating states when full autonomous capability can no longer be safely maintained.

Safety Assurance Throughout the AI Lifecycle

Safety management does not end once an embedded AI system has been deployed. Safety assurance must be maintained throughout the operational lifecycle, including model retraining, software updates, algorithm replacement, configuration changes, and broader architectural evolution. Unlike conventional software modifications, updates to AI models may alter inference behavior, confidence estimates, decision boundaries, output distributions, and response characteristics. As a result, changes that improve model-level performance may nevertheless introduce unintended effects at the system level.

Consequently, AI model updates must be evaluated not only for improvements in predictive accuracy, robustness, or computational efficiency, but also for their impact on the broader operational and safety architecture. System-level assessment ensures that updated models remain compatible with established control mechanisms, operational constraints, and independently validated safety protections.

Typical safety-assurance activities include:

- **Control software compatibility:** Verifying that updated models remain compatible with existing control software, execution environments, interfaces, and system integration requirements.
- **Inference timing and scheduling:** Assessing execution latency, computational overhead, timing determinism, and compliance with real-time operating requirements.
- **Output validation and decision interfaces:** Confirming that outputs, confidence measures, classification thresholds, and decision recommendations remain within approved operational limits.
- **Interaction with safety controllers:** Verifying that AI outputs cannot interfere with, bypass, or undermine independently implemented safety functions, interlocks, or supervisory controls.
- **Operating-envelope compliance:** Demonstrating that model behavior remains consistent with validated environmental, computational, and physical operating constraints.

- **Fault detection and fallback behavior:** Testing responses to invalid predictions, degraded inference quality, unavailable inputs, communication interruptions, and other abnormal operating conditions.
- **Recovery and rollback procedures:** Maintaining the ability to restore a previously validated model version or transition to an approved fallback configuration if acceptance criteria are not satisfied.

Model deployment therefore follows a controlled lifecycle process incorporating version management, regression testing, system-level validation, staged deployment, operational monitoring, and documented acceptance procedures. Where appropriate, shadow deployment, digital-twin evaluation, or parallel execution environments can provide additional evidence regarding system behavior before updated models assume operational responsibilities.

Importantly, **improved model performance does not automatically indicate improved system-level safety**. A model that achieves higher accuracy in validation testing may still introduce new operational risks if its behavior interacts differently with downstream control logic, safety constraints, timing requirements, or human supervision processes. For this reason, model updates must never weaken, bypass, or invalidate established protective mechanisms merely because the replacement model demonstrates superior predictive performance.

Independent safety functions must retain their validated authority throughout deployment, monitoring, rollback, and recovery activities. Safety therefore serves as a persistent architectural protection layer within embedded autonomy, ensuring that critical safeguards remain effective even as AI capabilities evolve.

Through independently enforced constraints, validated operating envelopes, controlled model transitions, continuous verification, and fault-tolerant operational strategies, embedded AI systems can maintain acceptable risk levels despite changing operational conditions, evolving AI capabilities, and inevitable system uncertainty. In this sense, safety becomes not merely a feature of autonomous operation, but a continuously maintained property of the entire embedded AI lifecycle.

The safety mechanisms discussed throughout this section operate as interconnected components of a larger protection architecture rather than as isolated safeguards. Deterministic control functions establish predictable system behavior, safety envelopes constrain autonomous actions within validated operating boundaries, redundant perception systems improve fault tolerance, uncertainty-management mechanisms restrict inappropriate autonomy, and graceful degradation strategies preserve safe operation during abnormal conditions. Collectively, these capabilities create multiple layers of protection that enable embedded AI systems to maintain

acceptable risk levels despite faults, uncertainty, environmental change, or component failures. Figure 9.3-D2 illustrates how these safety mechanisms interact across the embedded AI decision pathway to form an integrated safety architecture for autonomous operation.

While Table 9.3-D2 identifies the major safety domains, hazards, mitigation mechanisms, and operational objectives associated with embedded AI systems, the relationships among these mechanisms become more apparent when viewed as an integrated architecture. In practice, safety is achieved not through a single protective function but through the coordinated interaction of monitoring systems, perception components, decision constraints, supervisory controls, independent protection layers, and fault-management processes. These mechanisms operate continuously throughout the autonomous decision cycle, ensuring that system behavior remains predictable, constrained, and recoverable under both normal and abnormal operating conditions. Figure 9.3-D2 illustrates this integrated safety architecture, demonstrating how deterministic control, independent protection mechanisms, and graceful degradation strategies collectively maintain acceptable risk levels throughout embedded AI operations.

Figure 9.3-D2 presents a comprehensive safety architecture for embedded AI systems that combines deterministic control, independent protective supervision, and graceful degradation into a unified operational framework. The figure illustrates how environmental observations progress through perception, inference, decision-making, and actuation functions while being continuously monitored by an independent safety layer capable of enforcing operational constraints and preventing hazardous actions. The architecture also incorporates safe-state management and continuous safety assurance processes that enable the system to adapt to uncertainty, detect developing hazards, and transition to progressively safer operating modes when abnormal conditions occur. Collectively, these elements demonstrate how modern autonomous systems maintain safety even when operating in uncertain, degraded, or unforeseen environments.

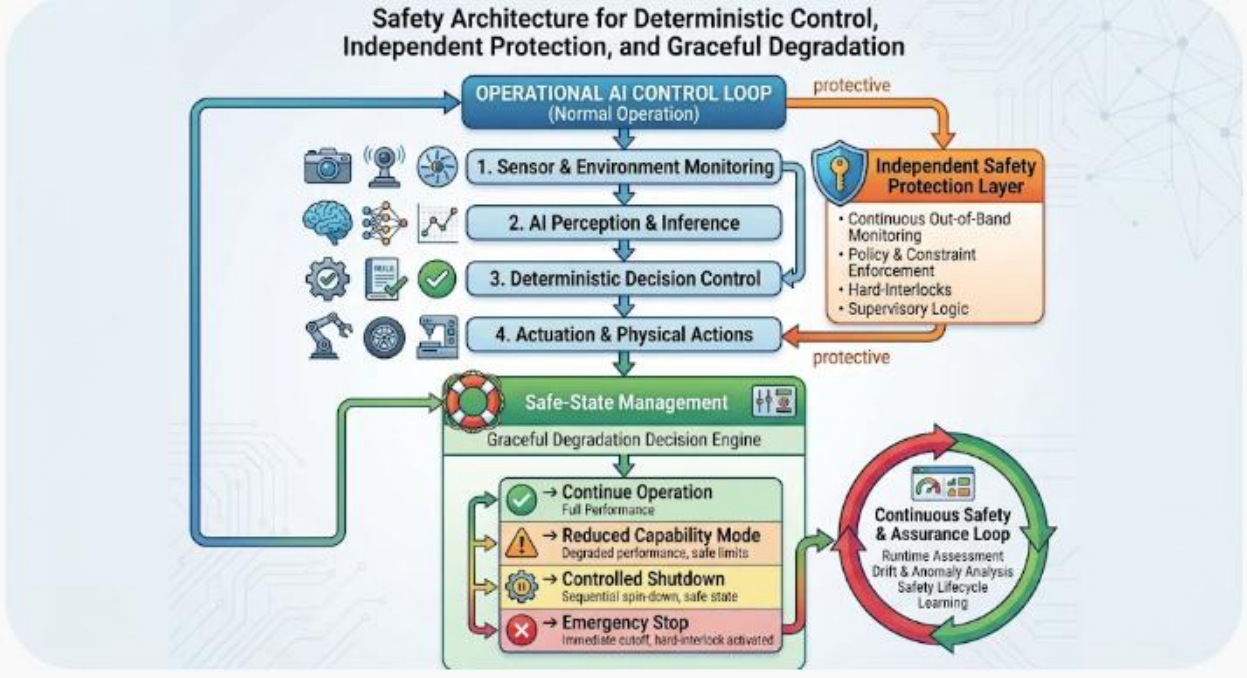

Figure 9.3-D2 – Safety Architecture for Deterministic Control, Independent Protection, and Graceful Degradation

The figure illustrates a layered functional-safety architecture for embedded AI systems in which the operational AI control loop is continuously supervised by an independent safety protection layer. Environmental monitoring, AI perception, deterministic decision control, and physical actuation operate within defined safety constraints, while out-of-band monitoring and safety supervision enforce operational boundaries and initiate protective actions when necessary. Safe-state management and continuous safety assurance functions enable graceful degradation, controlled shutdown, and emergency intervention when system conditions fall outside acceptable risk limits.

Legend

Figure Element	***Description***
Operational AI Control Loop	*The primary autonomous decision pathway responsible for perception, reasoning, decision-making, and actuation during normal operation.*
Sensor & Environment Monitoring	*Collects information regarding environmental conditions, equipment status, and operational context.*
AI Perception & Inference	*Performs interpretation, classification, prediction, and situational assessment based on incoming data.*

Deterministic Decision Control	*Applies validated rules, operational constraints, and approved control logic to ensure predictable actions.*
Actuation & Physical Actions	*Executes authorized control commands that affect machines, robots, vehicles, or industrial processes.*
Independent Safety Protection Layer	*An autonomous supervisory layer capable of monitoring operations and intervening independently of AI-generated decisions.*
Continuous Out-of-Band Monitoring	*Observes system behavior through channels independent of the primary AI decision process.*
Policy & Constraint Enforcement	*Ensures operation remains within predefined safety limits and approved operating envelopes.*
Hard Interlocks	*Hardware- or software-based mechanisms that prevent unsafe actions regardless of AI outputs.*
Supervisory Logic	*Safety decision functions that evaluate risk conditions and determine appropriate protective responses.*
Safe-State Management	*Coordinates transitions to risk-reducing operational modes when faults or hazards are detected.*
Continue Operation	*Normal system performance under acceptable operating conditions.*
Reduced Capability Mode	*Limited-function operation designed to preserve safety while maintaining essential functionality.*
Controlled Shutdown	*Orderly reduction of operations to a predefined safe state.*
Emergency Stop	*Immediate interruption of hazardous activity when critical safety thresholds are exceeded.*
Continuous Safety & Assurance Loop	*Ongoing monitoring, assessment, anomaly detection, learning, and lifecycle safety management.*
Protective Arrows	*Indicate supervisory interventions and safety constraints imposed on operational control processes.*

Safety as Controlled Autonomy

Figure 9.3-D2 demonstrates that safety in embedded AI systems is fundamentally based on the principle of **controlled autonomy** rather than unrestricted autonomous operation. While AI technologies provide perception, prediction, and decision-making capabilities, safety engineering ensures that these capabilities operate within carefully defined risk boundaries. The figure illustrates how control authority is distributed across multiple protective layers to prevent hazardous outcomes even when faults, uncertainty, or unexpected conditions arise.

Unlike purely data-driven systems, safety-critical embedded AI architectures incorporate supervisory mechanisms that continually evaluate the acceptability of autonomous behavior and intervene whenever necessary. Consequently, autonomous decision-making remains subordinate to overarching safety objectives.

The Operational AI Control Loop

At the center of the architecture is the **Operational AI Control Loop**, which represents the primary pathway through which the system interacts with and responds to its environment. Information flows from sensor and environment monitoring through AI perception and inference functions before progressing to deterministic decision control and physical actuation.

This sequence reflects the typical structure of autonomous systems, where environmental observations are transformed into operational actions through successive stages of interpretation and decision-making. Under normal conditions, this loop enables efficient and adaptive operation. However, as the figure emphasizes, the operational pathway is not allowed to function independently of safety supervision.

Deterministic Control as a Safety Foundation

One of the most important design principles illustrated in the figure is the separation between AI reasoning and deterministic control. While AI inference may rely on statistical models and probabilistic reasoning, the final execution of actions is governed by deterministic decision control mechanisms.

This distinction ensures that autonomous behavior remains predictable, verifiable, and constrained within validated operational limits. Deterministic control functions therefore serve as a bridge between adaptive intelligence and safety-critical execution, reducing the likelihood of unsafe actions resulting from model uncertainty or unexpected operating conditions.

Independent Protection as a Separate Layer of Defense

A defining feature of the figure is the **Independent Safety Protection Layer**, which operates alongside, rather than within, the primary AI control pathway. This architectural separation reflects a longstanding principle of industrial functional safety: systems responsible for preventing harm does not depend exclusively on the components whose failure may create the hazard.

The independent safety layer performs continuous out-of-band monitoring, enforces policies and safety constraints, activates hard interlocks, and executes supervisory logic. Because these functions remain operational even if AI components fail or behave unexpectedly, they provide an additional level of assurance that hazardous conditions can be detected and managed.

This separation also helps ensure that safety controls remain effective regardless of whether abnormal behavior originates from software faults, hardware failures, environmental disturbances, model uncertainty, or cybersecurity incidents.

Safe-State Management and Risk Reduction

The lower portion of the figure illustrates the concept of **Safe-State Management**, which serves as the mechanism through which safety responses are executed. Rather than treating every abnormal condition identically, the architecture supports graduated responses based on the severity of the detected risk.

The progression from **Continue Operation** to **Reduced Capability Mode**, **Controlled Shutdown**, and ultimately **Emergency Stop** reflects the principle of proportional risk mitigation. Minor anomalies may require only operational limitations, whereas severe hazards may necessitate immediate intervention. This structured approach improves both safety and operational continuity by avoiding unnecessary disruptions while still maintaining appropriate protective safeguards.

Graceful Degradation and Fault-Tolerant Operation

The figure also emphasizes the importance of **graceful degradation**, one of the defining characteristics of resilient autonomous systems. Rather than failing abruptly when a component malfunctions or uncertainty increases, the system transitions into progressively safer operating modes that preserve essential functionality whenever possible.

Reduced-capability operation allows mission-critical tasks to continue under constrained conditions, while controlled shutdown procedures provide orderly transitions to safe states when continued operation is no longer acceptable. This capability is particularly important in

industrial environments where immediate cessation of activity may itself introduce operational risks.

The architecture therefore balances two competing objectives: maintaining operational continuity and preserving safety.

Continuous Safety Assurance

Surrounding the operational control pathway is the **Continuous Safety and Assurance Loop**, which highlights the dynamic nature of safety management. Runtime assessments, anomaly analysis, lifecycle learning, and ongoing safety evaluations enable the system to adapt to changing conditions while maintaining acceptable risk levels.

This continuous cycle reflects the reality that safety cannot be guaranteed solely through design-time validation. As systems evolve and environments change, ongoing monitoring and reassessment become essential for maintaining the validity of safety assumptions and operational safeguards.

Overall Significance

Overall, Figure 9.3-D2 illustrates that safety in embedded AI systems emerges from the interaction of deterministic control mechanisms, independent protection layers, runtime assurance processes, and graceful degradation strategies. The architecture demonstrates that safe autonomy is not achieved by eliminating uncertainty but by managing uncertainty through monitoring, constraint enforcement, redundancy, and controlled responses to abnormal conditions. By integrating these capabilities into every stage of the decision pathway, embedded AI systems can continue operating within acceptable risk boundaries while maintaining reliability, resilience, and operational effectiveness in complex real-world environments.

The preceding discussion has demonstrated that security and safety are both essential foundations of trustworthy embedded autonomy. Security protects the integrity of the system against unauthorized access, manipulation, and disruption, while safety ensures that autonomous behavior remains within validated operational boundaries despite uncertainty, faults, or changing environmental conditions. However, a system that is both secure and safe is not necessarily trusted. Operators, engineers, regulators, and organizations must also be able to understand why decisions were made, verify that actions were consistent with approved policies, trace the factors that influenced system behavior, and establish accountability for autonomous outcomes. As embedded AI systems assume greater decision-making authority and operational responsibility, confidence increasingly depends not only on what the system does, but also on how transparently and consistently it does it. This requirement introduces the third

pillar of trustworthy embedded autonomy: trust. Trust focuses on ensuring that autonomous behavior remains explainable, auditable, governable, and aligned with human, organizational, and regulatory expectations throughout the system lifecycle.

The discussion of **Safety: Deterministic Control, Independent Protection, and Graceful Degradation** established that autonomous systems must operate within clearly defined operational boundaries and remain capable of maintaining acceptable levels of risk even when abnormal conditions occur. Independent safety mechanisms, validated fallback modes, protective responses, and deterministic control functions ensure that AI-driven decisions cannot compromise the physical integrity of equipment, facilities, personnel, or operational processes. These capabilities are essential because they provide the safeguards necessary to constrain autonomous behavior within acceptable limits. However, ensuring that a system behaves safely is not the same as ensuring that its behavior is understandable, explainable, or accountable.

As autonomous systems assume greater operational responsibility, stakeholders increasingly require visibility into how decisions are produced and whether those decisions remain consistent with organizational objectives, governance requirements, and operational policies. A safety controller may correctly prevent a hazardous action, yet operators, engineers, and supervisors may still need to understand why the situation arose, what information influenced the original AI recommendation, what constraints were evaluated, and how the final outcome was determined. Similarly, a system may remain secure and safe while still presenting challenges for accountability if its reasoning processes cannot be reconstructed or explained.

This distinction highlights the transition from **controlling autonomous behavior** to **understanding and governing autonomous behavior**. Safety focuses on ensuring that actions remain within acceptable risk boundaries. Trust extends this perspective by addressing transparency, explainability, auditability, traceability, and policy alignment. Together, these capabilities enable stakeholders to move beyond simply knowing that a system operated safely to understanding how and why specific decisions were made and whether those decisions remained aligned with organizational expectations.

As embedded AI systems become more adaptive, connected, and capable of reduced-human-intervention operation, this ability to understand and govern autonomous behavior becomes increasingly important. Operators must be able to review operational decisions, engineers must be able to investigate unexpected outcomes, auditors must be able to reconstruct historical events, and organizations must be able to demonstrate compliance with internal policies and external requirements. Accomplishing these objectives requires mechanisms that preserve decision evidence, document operational context, record applied constraints, and provide human-interpretable explanations of AI-generated outputs.

These requirements lead naturally to **Trust: Transparency, Explainability, Auditability, and Policy-Aligned Behavior**. While security protects systems and safety constrains behavior, trust provides the visibility, accountability, and governance mechanisms necessary to understand, evaluate, and oversee autonomous decisions throughout their lifecycle. The following discussion examines how embedded AI systems establish and maintain stakeholder confidence through transparent operation, explainable reasoning, auditable records, traceable decision processes, and consistent adherence to approved organizational policies.

iii. Trust: Transparency, Explainability, Auditability, and Policy-Aligned Behavior

Trust in embedded AI systems is not established through claims of intelligence, model accuracy, or technological sophistication alone. Rather, it is earned through consistent, observable, and verifiable behavior that stakeholders can understand, evaluate, and govern. In industrial and mission-critical environments, trust must be based on evidence that autonomous systems operate predictably, comply with approved operational constraints, and provide sufficient transparency to support oversight, accountability, and informed decision-making throughout their lifecycle.

Unlike security, which protects the integrity of system assets, or safety, which constrains behavior within acceptable risk boundaries, trust focuses on making autonomous behavior understandable and governable. Stakeholders must be able to determine not only **what** decision was made, but also **why** it was made, **which factors influenced it**, **what constraints were applied**, and **whether the resulting action complied with organizational, operational, ethical, and regulatory requirements**.

This requirement becomes increasingly important as embedded AI systems assume greater levels of autonomy and operational responsibility. When an autonomous robot reduces production speed, a drone reroutes around a restricted area, or an industrial vehicle transitions to a reduced-capability operating mode, operators, engineers, auditors, and supervisors require sufficient visibility into the conditions, reasoning processes, confidence assessments, policy constraints, and safety mechanisms that contributed to the decision. Such transparency enables stakeholders to determine whether the behavior was appropriate, justified, and aligned with approved system objectives.

Trustworthy operation therefore depends on the availability of mechanisms that support **transparency**, **explainability**, **auditability**, **traceability**, and **policy alignment** throughout the decision lifecycle. Transparency provides visibility into system status, operational context, and decision outcomes. Explainability helps stakeholders understand the factors and reasoning that influenced important decisions. Auditability preserves the evidence required to reconstruct events and evaluate system performance. Traceability links decisions to the data, models, configurations, and policies that produced them. Policy alignment ensures that autonomous behavior remains consistent with organizational objectives, safety requirements, regulatory obligations, and operational procedures.

Importantly, trust is not solely a technical characteristic of an AI model. It is an architectural and governance property that emerges from the interaction of data, algorithms, decision processes, human oversight mechanisms, organizational policies, and operational controls. A highly

accurate model may still be difficult to trust if its behavior cannot be explained, reviewed, or independently verified. Conversely, a system that provides clear justification for its actions, maintains comprehensive records of operational decisions, and demonstrates consistent adherence to established policies is more likely to earn and sustain stakeholder confidence.

As embedded AI systems become increasingly adaptive, connected, and capable of operating with reduced human intervention, trust serves as the governance layer that bridges autonomous decision-making and human accountability. Through transparency, explainability, auditability, and policy-aligned behavior, organizations can deploy embedded AI systems that not only perform effectively but also remain understandable, manageable, and accountable throughout their operational lifecycle.

The preceding discussion established that trust in embedded AI systems is achieved through mechanisms that make autonomous behavior observable, understandable, reviewable, and governable throughout the decision lifecycle. Trustworthy operation requires more than accurate predictions or successful task execution; it depends upon the availability of evidence explaining how decisions were produced, which constraints influenced them, how policies were applied, and whether resulting actions remained consistent with operational requirements. As autonomous systems assume greater responsibilities within industrial environments, organizations must be able to trace decisions back to their originating data, models, policies, and contextual conditions while preserving sufficient transparency to support human oversight and governance activities. Table 9.3-D3 summarizes the principal trust mechanisms that support transparency, explainability, auditability, traceability, and policy-aligned behavior within embedded AI systems and illustrates how these capabilities collectively contribute to trustworthy industrial autonomy.

Table 9.3-D3. Trust Mechanisms for Transparency, Explainability, Auditability, and Policy-Aligned Embedded AI presents the major architectural and governance functions that contribute to trustworthy operation in industrial AI systems. The table identifies the primary purpose of each trust mechanism, the information elements required to support its operation, the outputs generated by the mechanism, and its contribution to governance and operational oversight. Collectively, these functions provide the visibility, accountability, traceability, and policy-compliance capabilities required to ensure that autonomous decisions remain understandable and subject to organizational control. The table further illustrates how trust emerges not from a single technology but from the coordinated interaction of monitoring, explanation, auditing, governance, and human-supervision mechanisms.

Table 9.3-D3 – Trust Mechanisms for Transparency, Explainability, Auditability, and Policy-Aligned Embedded AI

Trust Function	Primary Purpose	Key Information Elements	Outputs	Governance and Operational Contribution
Operational Transparency	Provide visibility into system behavior and status	Operational state, decisions, telemetry, alerts	System-status information	Supports stakeholder awareness
Decision Traceability	Preserve evidence linking inputs to outputs	Inputs, model versions, policies, outcomes	Decision records	Enables reconstruction of events
Model Explainability	Provide understandable reasoning summaries	Contributing features, confidence scores, explanations	Human-readable justifications	Supports oversight and trust
Auditability	Preserve evidence for review and investigation	Logs, lifecycle records, deployment histories	Audit trails	Supports accountability
Policy Alignment Verification	Ensure behavior complies with approved constraints	Governance rules, operating limits, permissions	Compliance assessments	Maintains organizational consistency
Confidence and Uncertainty Reporting	Communicate prediction reliability	Probability measures, uncertainty estimates	Confidence indicators	Supports risk-informed decisions

Human Oversight Integration	Enable review and intervention	Approval actions, overrides, supervisory input	Oversight records	Preserves human accountability
Safety Intervention Recording	Capture independent protective actions	Safety-controller responses, overrides	Safety-event records	Supports safety assurance
Configuration and Version Traceability	Link behavior to deployed system state	Model versions, parameters, updates	Configuration histories	Enables lifecycle accountability
Operational Context Preservation	Record environmental and equipment conditions	Sensor states, equipment status, environmental conditions	Context records	Improves incident understanding
Communication and Governance Traceability	Record distributed decision influences	Messages, authorizations, policies	Governance records	Supports distributed accountability
Policy-Compliant Action Verification	Confirm actions remained within boundaries	Constraints, authorizations, operational outcomes	Action-validation reports	Supports trustworthy autonomy

Source: *Adapted from explainable AI (XAI) frameworks, trustworthy AI governance models, industrial accountability architectures, safety-assurance systems, and operational-audit methodologies.*

Understanding Trust as an Architectural Capability

Table 9.3-D3 illustrates that trust are understood as an architectural and governance capability rather than simply a characteristic of a machine-learning model. Although predictive accuracy remains important, trustworthy operation requires additional mechanisms that allow stakeholders to observe, interpret, evaluate, and verify autonomous behavior.

A central concept represented throughout the table is that trust emerges through evidence. Operators, engineers, supervisors, auditors, and regulators must be able to access information

explaining what occurred, why it occurred, what constraints were applied, and whether the resulting behavior remained aligned with approved objectives.

Providing Visibility Through Operational Transparency

The first trust function identified in the table is **Operational Transparency**.

Transparency focuses on providing visibility into system status, decision outcomes, operational conditions, and AI behavior. Autonomous systems often operate continuously and may influence physical processes without direct human intervention. Transparency mechanisms therefore help stakeholders maintain awareness of system activities and operational context.

This visibility serves as the foundation upon which other trust-related functions are built.

Connecting Decisions to Their Origins

The table identifies **Decision Traceability** as an essential capability for trustworthy autonomy.

Traceability preserves the relationship between observed conditions, model outputs, applied policies, and resulting actions. Decision records provide documentation linking inputs, processing activities, and outcomes across the entire decision lifecycle.

These records allow organizations to reconstruct operational events and understand how specific decisions were produced.

Supporting Human Understanding Through Explainability

The **Model Explainability** function addresses a different aspect of trust.

While traceability records what occurred, explainability attempts to clarify why a decision was generated. Explainability mechanisms identify influential features, contributing conditions, confidence estimates, and reasoning summaries that translate complex model behavior into forms understandable by human stakeholders.

This capability is particularly important when autonomous systems influence operational decisions that may affect safety, production, logistics, or infrastructure management.

Preserving Accountability Through Auditability

The table highlights **Auditability** as a governance-oriented trust mechanism.

Audit trails preserve evidence regarding model deployment, operational decisions, system configurations, policy evaluations, and lifecycle-management activities. These records support regulatory reviews, incident investigations, performance evaluations, and governance assessments.

Auditability therefore provides the historical evidence necessary for organizational accountability.

Maintaining Consistency Through Policy Alignment

The **Policy Alignment Verification** function ensures that autonomous decisions remain consistent with approved constraints and organizational objectives.

Policies define operational boundaries, authorization rules, safety requirements, regulatory obligations, and governance expectations. Policy-alignment mechanisms evaluate whether autonomous behavior remains within these approved limits.

This function helps ensure that AI systems operate in accordance with established organizational requirements.

Communicating Confidence and Uncertainty

The table also identifies **Confidence and Uncertainty Reporting** as an important trust capability.

AI predictions are rarely accompanied by absolute certainty. Confidence scores, uncertainty indicators, probability estimates, and predictive intervals help stakeholders understand the reliability of a model's output.

Providing this information improves decision quality because users can assess recommendations within the context of known uncertainty.

Integrating Human Oversight

A key principle of trustworthy autonomy is the continued involvement of human accountability.

The **Human Oversight Integration** function records approvals, overrides, supervisory actions, and intervention activities associated with autonomous decision processes. These records help preserve accountability while enabling operators and supervisors to participate in critical decision workflows.

Trustworthy systems therefore maintain mechanisms for both automation and oversight.

Recording Independent Safety Actions

The table distinguishes trust mechanisms from safety mechanisms while recognizing their close relationship.

The **Safety Intervention Recording** function documents the actions of independent safety systems, including overrides, restrictions, emergency responses, and protective state

transitions. Recording these events helps stakeholders understand how safety mechanisms interacted with AI-driven decision processes.

This distinction reinforces the architectural separation between AI reasoning and deterministic safety enforcement.

Preserving Configuration and Version History

Trust also depends upon an organization's ability to determine which version of a system was responsible for a particular decision.

The **Configuration and Version Traceability** function maintains records describing deployed models, software versions, operational configurations, and update histories. These records support troubleshooting, validation, governance reviews, and lifecycle-management activities.

Version awareness is particularly important in continuously evolving AI environments.

Capturing Operational Context

The table identifies **Operational Context Preservation** as another important capability.

Autonomous decisions are strongly influenced by surrounding environmental conditions, equipment states, operating modes, workloads, and external circumstances. Context records preserve this information so that decisions can be interpreted within the conditions under which they occurred.

Without contextual information, decision records may be difficult to understand or evaluate accurately.

Supporting Accountability Across Distributed Systems

The **Communication and Governance Traceability** function extends trust mechanisms into distributed environments.

Modern industrial systems often involve interactions among multiple devices, gateways, edge platforms, cloud services, and governance systems. Recording relevant communications, policy evaluations, authorization results, and distributed decision influences helps maintain accountability across the architecture.

This capability supports traceability beyond individual devices and into larger operational ecosystems.

Verifying Policy-Compliant Actions

The final function represented in the table is **Policy-Compliant Action Verification**.

Even when decisions appear technically reasonable, organizations must verify that resulting actions remained within approved operational boundaries. Verification mechanisms examine constraints, permissions, operating rules, and outcomes to confirm compliance.

This capability closes the trust loop by connecting recommendations and decisions to validated operational behavior.

Understanding the Relationship Between Transparency, Explainability, and Auditability

A broader lesson emerging from Table 9.3-D3 is that transparency, explainability, auditability, and traceability address different dimensions of trust.

- **Transparency** focuses on visibility.
- **Traceability** focuses on reconstructing events.
- **Explainability** focuses on understanding reasoning.
- **Auditability** focuses on accountability and review.
- **Policy alignment** focuses on compliance with approved requirements.

Although distinct, these capabilities reinforce one another and collectively contribute to trustworthy operation.

Trust as a Governance Bridge

The table also highlights the role of trust as a bridge between autonomous decision-making and human accountability.

Autonomous systems increasingly participate in operational activities with limited direct supervision. Trust mechanisms provide the evidence, explanations, records, and oversight processes necessary for human stakeholders to remain informed and accountable despite increasing automation.

In this sense, trust functions as a governance layer connecting technical autonomy with organizational responsibility.

From Autonomous Decisions to Accountable Decisions

The progression represented in Table 9.3-D3 reflects an important evolution in industrial AI deployment.

Early automation systems often focused primarily on functional performance. Modern autonomous systems must additionally support explanation, review, auditing, policy validation,

and accountability. As levels of autonomy increase, the ability to justify and govern decisions becomes increasingly important.

The focus therefore shifts from merely making decisions to ensuring that decisions remain understandable and governable.

Overall Significance

Overall, Table 9.3-D3 demonstrates how trust within embedded AI systems emerges through the coordinated application of transparency, traceability, explainability, auditability, human oversight, policy verification, and governance mechanisms. By preserving decision records, providing interpretable explanations, maintaining accountability evidence, documenting operational context, and confirming adherence to approved policies, these functions enable organizations to establish confidence in autonomous behavior throughout the AI lifecycle. Together, they provide the architectural foundation necessary for deploying embedded AI systems that remain understandable, accountable, reviewable, and aligned with organizational objectives as autonomy continues to expand across industrial environments.

Local Decision Traces and Operational Observability.

Embedded AI systems must generate appropriately structured decision records that capture relevant information about the conditions under which an inference, recommendation, or physical action was produced. These records establish an operational trace connecting observed conditions, AI-generated outputs, applicable policies, supervisory interventions, and resulting system behavior.

Depending on application requirements, computational resources, and data-retention policies, decision records may include:

- **Sensor inputs or references to retained observations:** Information identifying the sensor measurements, processed signals, or recorded observations used to support an inference or decision.
- **Timestamped inference results:** AI-generated classifications, predictions, anomaly assessments, or recommendations, together with their associated timestamps.
- **Model identity and version:** The specific model, software release, and relevant configuration responsible for generating the output.
- **Prediction confidence or uncertainty estimates:** Quantitative indicators describing the model's estimated confidence or uncertainty associated with its prediction.

- **Environmental and equipment conditions:** Relevant operating parameters, environmental observations, equipment states, and contextual information available at the time of the decision.
- **Applied operational constraints:** Policies, thresholds, authorization rules, and permissible operating boundaries evaluated during decision-making.
- **Safety-controller interventions:** Protective actions, overrides, restrictions, or state transitions initiated by independent safety mechanisms.
- **Human approvals or overrides:** Supervisory authorizations, operator interventions, and manual adjustments associated with the decision process.
- **Communication and policy information:** Relevant communication events, policy versions, authorization results, and information exchanged among distributed computational components.
- **Final action or recommendation:** The resulting operational command, recommended response, restricted operating state, or other system-level outcome.

For example, when an autonomous robot enters a restricted operating mode after detecting an unexpected obstacle, its event record can capture the relevant sensor observations, object-detection results, prediction confidence, active model version, applicable operating constraints, safety-controller response, and resulting operating-state transition. These records provide a traceable account of how the system progressed from environmental observation to AI-based assessment and protective response.

Such records enable engineers, operators, and authorized investigators to reconstruct the sequence of events during troubleshooting, preventive maintenance, performance evaluation, and incident investigation. They also support model-performance assessment, verification of policy compliance, identification of unexpected behavior, and evaluation of interactions between AI decision-making and independent safety mechanisms.

Importantly, **decision traceability and explainability are complementary but distinct capabilities**. Decision records establish what information was available, which model and policies were active, and what actions occurred. Explainability techniques provide additional insight into the factors that influenced a model's output. Neither capability independently proves that a decision was correct, safe, or causally justified. Their combined use nevertheless provides a stronger foundation for operational transparency, technical accountability, and trustworthy industrial autonomy.

While Table 9.3-D3 summarizes the principal trust mechanisms supporting transparency, explainability, auditability, traceability, and policy-aligned behavior, these mechanisms operate collectively within a decision-governance architecture that spans the entire autonomous decision lifecycle. In practice, trustworthy AI operation requires more than isolated records, explanations, or compliance checks. Sensor observations, model outputs, operational constraints, governance policies, safety interventions, and human oversight activities must be connected through structured information flows that preserve accountability and support decision reconstruction. Figure 9.3-D3 illustrates this architecture and demonstrates how operational observations are transformed into explainable, auditable, and policy-aligned autonomous actions through integrated decision-trace and governance mechanisms.

Figure 9.3-D3 presents a trust, explainability, and policy-aligned decision-trace architecture for embedded AI systems. The figure illustrates how environmental observations, AI-generated inferences, operational policies, governance constraints, safety requirements, and human oversight activities interact throughout the decision-making process. By generating structured decision traces and supporting both explainability and auditability functions, the architecture enables stakeholders to understand how decisions were produced, what information influenced them, which constraints were applied, and how resulting actions aligned with organizational requirements. The framework provides the operational foundation for transparency, accountability, regulatory compliance, and trustworthy industrial autonomy.

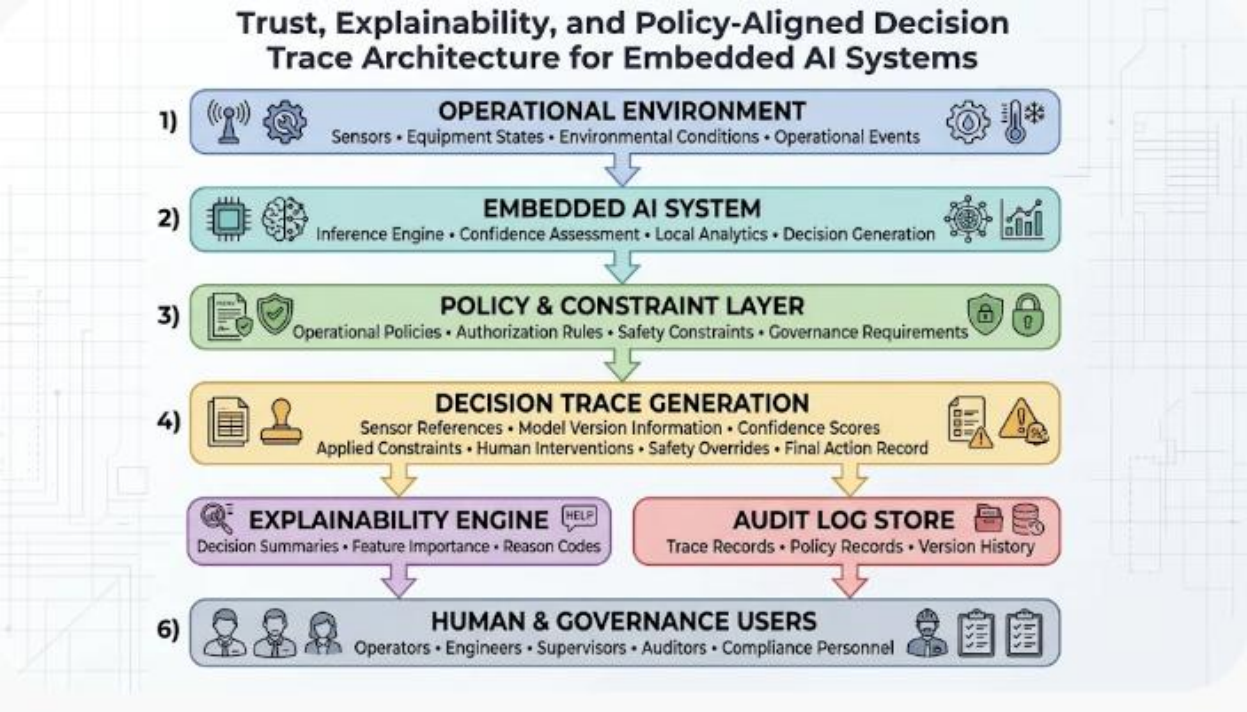

Figure 9.3-D3 – Trust, Explainability, and Policy-Aligned Decision Trace Architecture for Embedded AI Systems

The figure illustrates how operational observations, AI inference processes, governance policies, safety constraints, and human oversight mechanisms are integrated into a structured trust architecture. Environmental and operational information is processed by embedded AI systems operating within approved policy and authorization boundaries. Decision-trace mechanisms preserve information regarding inputs, model versions, confidence estimates, constraints, interventions, and outcomes. Explainability services generate human-interpretable decision summaries, while audit repositories maintain evidence supporting accountability, compliance assessment, incident investigation, and lifecycle governance. Together, these capabilities establish transparency, traceability, and policy alignment throughout the autonomous decision lifecycle.

Legend

Figure Element	***Description***
Operational Environment	*Physical and operational context in which AI systems observe, analyze, and act.*
Sensors	*Devices collecting environmental, process, equipment, and operational measurements.*
Equipment States	*Current conditions and operational status of industrial assets.*
Environmental Conditions	*Contextual factors influencing system behavior and decision-making.*
Operational Events	*Events and observations occurring within the industrial environment.*
Embedded AI System	*AI-enabled computational environment performing local analysis and decision generation.*
Inference Engine	*Component responsible for generating predictions, classifications, and recommendations.*
Confidence Assessment	*Evaluation of prediction certainty and model confidence.*
Local Analytics	*Analytical functions supporting localized reasoning and interpretation.*

Decision Generation	*Production of operational recommendations or actions.*
Policy & Constraint Layer	*Governance framework controlling permissible autonomous behavior.*
Operational Policies	*Organizational rules governing acceptable system behavior.*
Authorization Policies	*Rules defining decision authority and permitted actions.*
Safety Constraints	*Conditions limiting behavior to maintain safe operation.*
Governance Requirements	*Compliance, accountability, and oversight obligations.*
Decision Trace Generation	*Mechanism creating structured records of autonomous decision processes.*
Sensor References	*References to observations used during inference and decision-making.*
Model Version Information	*Identification of the deployed model responsible for a decision.*
Confidence Scores	*Quantitative confidence and uncertainty indicators.*
Applied Constraints	*Governance, policy, and operational restrictions evaluated during decision-making.*
Human Interventions	*Approvals, overrides, or supervisory actions.*
Safety Overrides	*Interventions performed by independent safety systems.*
Final Action Record	*Documentation of the resulting recommendation or operational action.*
Explainability Engine	*Component generating human-interpretable explanations of model behavior.*
Decision Summaries	*Structured explanations describing why decisions were generated.*

Feature Importance	*Assessment of factors contributing to model outputs.*
Reason Codes	*Human-readable explanations associated with decisions.*
Audit Log Store	*Repository preserving historical operational and governance records.*
Trace Records	*Stored evidence documenting operational decisions.*
Policy Records	*Records describing governance evaluations and policy application.*
Version History	*Historical information regarding model and configuration evolution.*
Human & Governance Users	*Stakeholders responsible for oversight, accountability, and operational governance.*
Operators	*Personnel supervising operational activities.*
Engineers	*Personnel responsible for technical evaluation and troubleshooting.*
Supervisors	*Individuals providing operational coordination and authorization.*
Auditors	*Personnel reviewing compliance and accountability evidence.*
Compliance Personnel	*Individuals responsible for governance and regulatory conformance.*

Understanding Trust as a Decision-Governance Process

Figure 9.3-D3 illustrates how trust emerges through the interaction of observation, reasoning, governance, documentation, explanation, and oversight mechanisms. Rather than treating trust as a property of a model alone, the figure presents trust as a structured process that accompanies every significant autonomous decision.

A central theme represented by the figure is that trustworthy operation depends upon preserving evidence and context throughout the decision lifecycle.

Beginning with Operational Observations

The architecture begins with the **Operational Environment**.

Sensors, equipment states, environmental conditions, and operational events provide the information upon which AI systems base their analyses and decisions. These observations form the evidentiary foundation for autonomous reasoning.

Without visibility into operational context, it becomes difficult to understand or evaluate subsequent decisions.

Generating Decisions Through Embedded AI

The **Embedded AI System** performs inference, confidence assessment, local analytics, and decision generation.

This layer transforms raw observations into classifications, predictions, recommendations, or operational actions. Confidence assessment mechanisms simultaneously evaluate the certainty associated with model outputs.

The figure therefore emphasizes that autonomous decisions are not generated in isolation but are linked to observable operational information.

Constraining Behavior Through Governance and Policies

Before actions are accepted as operationally valid, they must be evaluated within the **Policy & Constraint Layer**.

Operational policies, authorization rules, safety constraints, and governance requirements establish the boundaries within which autonomous behavior is permitted. This layer ensures that AI-generated outputs remain aligned with organizational expectations and operational requirements.

Consequently, intelligent behavior remains subject to governance controls.

Preserving Evidence Through Decision Traces

At the center of the architecture is **Decision Trace Generation**.

This mechanism records sensor references, model versions, confidence scores, applied constraints, human interventions, safety overrides, and resulting actions. The resulting trace establishes a documented pathway connecting observations, reasoning processes, governance evaluations, and outcomes.

Decision traces therefore provide the evidence necessary to reconstruct how and why actions occurred.

Distinguishing Explainability from Auditability

One of the most important conceptual distinctions presented in the figure is the separation between the **Explainability Engine** and the **Audit Log Store**.

The Explainability Engine focuses on helping stakeholders understand model behavior through decision summaries, feature-importance assessments, and reason codes. Its primary objective is interpretability.

The Audit Log Store serves a different function. It preserves records that support investigation, compliance review, governance assessment, and historical reconstruction.

In other words, explainability helps answer:

Why did the system reach this conclusion?

Auditability helps answer:

What happened, when did it happen, and can it be independently verified?

Supporting Human Accountability

The final stage of the architecture involves **Human & Governance Users**.

Operators, engineers, supervisors, auditors, and compliance personnel use explanations and audit records to evaluate decisions, investigate incidents, verify compliance, and maintain accountability. The architecture therefore ensures that increasing levels of autonomy do not eliminate the ability of human stakeholders to understand and govern system behavior.

Human oversight remains integrated into the trust framework.

Maintaining Policy Alignment Throughout the Lifecycle

A broader lesson conveyed by the figure is that policy alignment is not limited to deployment approval.

Governance requirements influence decision generation, trace recording, explanation generation, audit activities, and oversight functions. As a result, policy alignment becomes an ongoing operational characteristic rather than a one-time validation activity.

This perspective connects trust directly to lifecycle governance.

From Autonomous Actions to Accountable Actions

The progression represented by Figure 9.3-D3 is significant.

The architecture demonstrates how operational observations are transformed into AI-generated decisions and subsequently into explainable, traceable, auditable, and governable actions. Autonomous behavior therefore becomes transparent enough to support oversight, investigation, and compliance assessment.

The focus shifts from merely producing decisions to ensuring those decisions remain understandable and accountable.

Overall Significance

Overall, Figure 9.3-D3 demonstrates how transparency, explainability, auditability, traceability, and policy alignment are integrated into a comprehensive trust architecture for embedded AI systems. Through the coordinated interaction of operational observations, AI inference mechanisms, governance controls, decision tracing, explainability services, audit repositories, and human oversight processes, the architecture enables autonomous systems to remain understandable, reviewable, and accountable throughout their operational lifecycle. These capabilities provide the foundation for trustworthy industrial AI by ensuring that autonomous behavior can be interpreted, evaluated, governed, and aligned with organizational objectives, safety requirements, and regulatory expectations.

Explainability and Human-Interpretable Decision Summaries

Deep neural networks deployed in industrial edge environments frequently operate as complex, high-dimensional mathematical mappings, yielding high-performance classifications or regression outputs without inherently exposing their internal logic. In safety-critical industrial systems, raw black-box predictions are insufficient for operational governance, human oversight, and forensic accountability. Explainability mechanisms bridge this gap by translating model outputs into structured, human-interpretable decision summaries that reveal the underlying evidence supporting an inference.

Taxonomy of Industrial Explainability Mechanisms

Depending on the underlying neural architecture and the specific industrial application, explainability is realized through several complementary techniques:

- **Saliency and Region Highlighting:** For visual inspection models, attention maps and gradient-weighted class activation mapping (Grad-CAM) isolate specific image regions (such as micro-fractures, surface corrosion, or alignment defects) that disproportionately influenced a classification output.
- **Sensor Feature Attribution:** In multivariate time-series models, attribution algorithms quantify the relative contribution of individual sensors or telemetry streams (e.g., vibration frequency bands, acoustic emissions, or current draws) toward an anomaly score.
- **Predictive Maintenance Factor Breakdown:** Diagnostic modules synthesize primary contributing variables, ranking them by magnitude to explain why a specific asset has

been flagged for impending failure.

- **Constraint-Violation Tracing:** When a proposed autonomous action is blocked or modified, the system outputs the specific operational or physical constraints $(g_j(\hat{\mathbf{s}}(t)) > 0)$ that triggered the restriction.
- **Uncertainty and Confidence Bounding:** Decision summaries explicitly report predictive confidence c_{max} and entropy (H(p)), communicating the reliability envelope alongside the prediction itself.
- **Operational Mode Justification:** State-estimation models provide structured logs detailing the transition rationale between operational modes (e.g., normal execution, degraded fallback, or safe shutdown).

Mathematical Framework: Local Feature Attribution

To quantify the contribution of individual input features to a specific model prediction, local attribution methods (such as Integrated Gradients or Shapley value approximations) establish a mathematical baseline of relevance.

Let f(x) represent the model prediction for an input observation vector $x = [x_1, x_2, \ldots, x_m]^T$ and let x′ represent a neutral baseline reference state (e.g., zero signal, blank image, or historical mean). The integrated gradient attribution vector $A_{IG}(x)$ for feature i is formulated as:

$$A_{\mathrm{IG},i}(\mathbf{x}) = (x_i - x_i') \times \int_0^1 \frac{\partial f\left(\mathbf{x}' + \alpha(\mathbf{x} - \mathbf{x}')\right)}{\partial x_i}\, d\alpha$$

where:

- X_i represents the value of feature iii in the current observation.
- x'_i represents the baseline reference value.
- α represents the interpolation scaling factor ranging from 0 to 1.
- $\frac{\partial f}{\partial x_i}$ represents the partial derivative of the model output with respect to feature iii along the linear path between the baseline and the input.

This formulation ensures that the attribution scores satisfy completeness axioms—distributing the total difference f(x) − f(x′) proportionally across all input features based on their gradient-weighted contributions.

Concrete Industrial Application: Predictive Maintenance Diagnosis

Consider an industrial robotic actuator monitored by an edge-deployed predictive maintenance model. The system flags an elevated bearing-failure risk (R_{risk} > 0.85R. Rather than presenting a binary warning, the explainability module generates a structured decision summary:

- **Primary Driver:** High-frequency vibration amplitude in the 2.5 kHz to 3.0 kHz band accounts for 58% of the anomaly score.
- **Secondary Correlate:** Sustained operating temperature elevation of +14°C above historical baseline accounts for 27% of the score.
- **Contextual Factor:** Current motor load remains within nominal limits (U_{CPU} = 42%), ruling out computational or operational over-utilization as a root cause.

This granular breakdown empowers maintenance personnel to understand the empirical evidence underlying the warning, verify whether the diagnosis aligns with physical domain knowledge, and determine whether immediate physical inspection or component replacement is warranted.

Epistemological Limitations and Cautionary Principles

Explainability must be interpreted with rigorous technical caution. Post-hoc feature attribution and local explanation techniques do not inherently reveal the complete internal reasoning of a multi-layer neural network, establish definitive causal relationships, or serve as an infallible guarantee of model correctness.

Attribution maps can be fragile, sensitive to baseline selection, and susceptible to adversarial manipulation where incorrect models generate plausible explanations. Consequently, explainability must be treated as a diagnostic tool that provides useful, technically grounded evidence to support human evaluation—never as an automatic proof of operational reliability or safety.

Policy-Aligned Behavior and Operational Authorization

Trust in industrial autonomous systems depends fundamentally on whether embedded agents consistently respect the enterprise policies governing their behavior. In complex hybrid environments, policy enforcement is not merely a cloud-based administrative formality; it represents a hard operational constraint that dictates what an autonomous asset is permitted to

execute, under what conditions, and with what level of decision-making authority.

Enterprise Policy Taxonomy

Enterprise governance frameworks establish multi-dimensional operational boundaries across the edge–cloud continuum. Relevant policies typically define:

- **Authorized Autonomy Levels:** Permitted degrees of automated execution, ranging from advisory reporting to fully autonomous closed-loop physical control.
- **Permitted Operating Environments:** Geographic geofences, spatial boundaries, temperature ranges, and environmental condition thresholds within which equipment may operate.
- **Equipment-Specific Movement Restrictions:** Mechanical speed limits, acceleration caps, articulation ranges, and collision-avoidance buffers.
- **Data Collection and Privacy Requirements:** Mandates governing telemetry retention, video recording permissions, data encryption at rest and in transit, and transmission restrictions.
- **Access-Control Permissions:** Cryptographic identity verification, role-based authorization for manual overrides, and diagnostic port limitations.
- **Cybersecurity Compliance:** Mandatory cryptographic signing for software packages, intrusion detection response protocols, and network isolation rules.
- **Human Approval Conditions:** Explicit operational scenarios where human-in-the-loop (HITL) authorization is legally or procedurally required prior to physical execution.
- **Model Deployment and Update Authorization:** Governance criteria controlling when a candidate model (M_{new}) is permitted to replace a validated baseline (M_{stable}).
- **Regulatory and Organizational Obligations:** Adherence to industry-specific safety standards (e.g., ISO, IEC, NIST guidelines) and corporate liability mandates.

Distributed Enforcement: Edge Autonomy vs. Cloud Governance

While enterprise policies are managed, audited, and updated centrally via cloud orchestration platforms, their active enforcement must be embedded locally within the target edge hardware. This distributed architecture guarantees that critical safety and policy restrictions remain fully operational even during network partitioning, satellite link dropouts, or complete communication interruptions.

For example, an autonomous inspection drone may receive a dynamically optimized flight route generated by a cloud-based mission planner. However, its onboard flight controller must independently verify that every waypoint respects local geofences, altitude ceilings, and no-fly zones stored in local secure memory. If a cloud-recommended route violates an active boundary, the local operating logic blocks execution and initiates a safe holding pattern.

Similarly, a cloud-based production scheduler may transmit an optimized workflow adjustment for an industrial robotic assembly line. Local real-time controllers evaluate the proposal against equipment kinematics, electrical load limits, and safety interlocks, ensuring that the command never compromises physical integrity regardless of cloud directives.

Mathematical Framework: Policy Verification and State Validation

Policy alignment can be formalized as a real-time constraint verification function executed locally prior to action dispatch.

Let $\mathbf{a}(t)$ represent a proposed autonomous action vector generated by a model at time t, and let $\mathcal{P}_{\text{local}}$ represent the set of cryptographically signed, locally cached enterprise policies and physical constraints. The policy-alignment evaluation function $\Phi(\mathbf{a}(t))$ is expressed as:

$$\Phi(\mathbf{a}(t)) = \prod_{j=1}^{m} \mathbb{I}\left[p_j(\mathbf{a}(t)) \leq 0\right]$$

where:

- $p_j(\mathbf{a}(t))$ represents the j-th formal policy constraint or physical limit.
- $\mathbb{I}[\cdot]$ represents an indicator function evaluating to 1 if the constraint is satisfied and 0 if violated.

An action is authorized for physical execution only when:

$$\Phi(\mathbf{a}(t)) = 1$$

If $\Phi(\mathbf{a}(t)) = 0$, the local controller immediately suppresses the action, logs the policy violation event $\mathcal{E}_k(t)$, and triggers the appropriate fallback response (such as holding position, entering a degraded operating mode, or requesting human operator intervention).

Architectural Consistency Across the Continuum

Operational trust relies entirely on maintaining seamless consistency between enterprise-level governance and local execution authority. When cloud policy definitions align flawlessly with edge enforcement mechanisms, distributed AI systems achieve true resilience—combining the macro-level coordination of centralized management with the deterministic, fail-safe reliability required for physical industrial autonomy.

Auditability, Provenance, and Accountability

Industrial autonomous systems operate within complex sociotechnical environments where safety-critical decisions carry physical, financial, and regulatory consequences. Consequently, auditability, provenance, and accountability cannot be treated as retrospective logging tasks; they must be engineered as an immutable, cryptographically verifiable observability fabric spanning the entire model lifecycle.

An industrial AI deployment must maintain sufficient evidentiary records to establish conclusively which model version was active, what telemetry and sensor data influenced an inference, which authorization policies governed execution, and whether any human intervention or hardware safety interlock occurred.

The Triad of System Transparency

System transparency rests upon three mutually reinforcing pillars:

- **Model Provenance:** The verifiable lineage of an AI model, documenting every stage from raw training datasets, annotation pipelines, and architectural hyperparameters to validation test results, security sign-offs, and optimization transformations. Provenance ensures that a deployed model's exact origin and compilation history can be independently verified.
- **Execution Auditability:** The capability to reconstruct past operational states by examining chronologically sequenced records of inputs, model inferences, confidence scores, resource allocations, and environmental telemetry. Auditability transforms black-box neural network outputs into traceable, reviewable computational events.
- **Operational Accountability:** The clear structural attribution of responsibility for system behavior. Accountability connects automated decisions, human overrides, policy evaluations, and safety-controller interventions to specific organizational roles, software modules, or governance rules.

Comprehensive Lifecycle Artifacts

To support rigorous incident investigation, regulatory compliance, and internal governance, the system architecture must capture and retain a structured taxonomy of lifecycle records:

- **Development and Training Provenance:** Dataset checksums, training environment configurations, validation metrics, and cryptographic hashes of trained weight matrices.
- **Deployment and Version History:** Deployment manifests, target hardware profiles, optimization toolchain versions (P_k), and rollout stage identifiers.
- **Software and Hardware Configuration:** Operating system kernels, inference runtime versions, driver builds, and accelerator microcode configurations.
- **Policy and Configuration Changes:** Immutable audit trails documenting modifications to operational boundaries, safety thresholds, and access control lists.
- **Security and Integrity Events:** Cryptographic verification logs, package authenticity checks, unauthorized access attempts, and intrusion detection alerts.
- **Drift and Degradation Metrics:** Historical records of input-distribution drift (KL divergence, PSI), reconstruction errors, and rolling performance error measures (E_t).
- **Over-the-Air (OTA) Update Authorization:** Signed manifests, staging approvals, and cryptographic validation records associated with remote model updates.
- **Human Intervention and Override Records:** Timestamps, operator identifiers, and contextual telemetry captured whenever human-in-the-loop (HITL) or human-on-the-loop (HOTL) control is invoked.
- **Safety-Controller Activations:** Independent hardware and software interlock logs indicating when protective limits were enforced to override model outputs.
- **Model Rollback and Recovery Events:** Automated or manual restoration logs documenting transitions from compromised candidate models (M_{new}) back to previously validated baselines (M_{stable}).

Mathematical Framework: Cryptographic Provenance and State Chaining

To prevent tampering and ensure forensic integrity, operational and provenance records can be organized into a cryptographically secure, chained log structure. Let each discrete system event or telemetry epoch t on device k generate an event record $\mathcal{E}_k(t)$ comprising model metadata, operational indicators, governance decisions, and intervention states:

$$\mathcal{E}_k(t) = \{M_k(t), \mathbf{A}_k(t), \Omega_k(t), R_k(t), \tau_k(t)\}$$

To establish tamper-evident auditability, each record is cryptographically linked to its predecessor via a secure hashing function:

$$\mathcal{H}_k(t) = \text{SHA-256}\left(\mathcal{E}_k(t) \parallel \mathcal{H}_k(t-1)\right)$$

where:

- $\mathcal{E}_k(t)$ represents the current operational event data structure.
- $\mathcal{H}_k(t-1)$ represents the cryptographic hash of the preceding event record.
- $\parallel$ denotes data concatenation.

This immutable chain guarantees that historical logs cannot be silently altered, truncated, or falsified without immediate detection during compliance audits or post-incident forensic investigations.

Forensic Investigation and Regulatory Compliance

When an autonomous asset experiences an operational anomaly, near-miss, or physical incident, these structured records provide the empirical foundation required for root-cause analysis. Investigators can determine whether an undesirable outcome stemmed from unpredicted environmental conditions, input-distribution drift, sensor calibration failure, latent model bias, or an unauthorized configuration change.

Furthermore, standardized auditability satisfies the rigorous documentation demands of industrial regulatory frameworks (such as ISO 26262 for functional safety, IEC 61508 for industrial control systems, and emerging artificial intelligence governance acts). By maintaining verifiable provenance and transparent accountability, organizations bridge the gap between high-performance machine learning and the strict determinism required for industrial autonomy.

Human Oversight and Operational Trust

Trustworthy autonomy does not eliminate human responsibility; instead, it establishes a structured, deterministic relationship between autonomous systems, field operators, systems engineers, and organizational authorities. As industrial AI systems assume greater real-time

decision-making authority, human oversight must be engineered as an explicit architectural layer rather than an ad-hoc manual fallback.

Structured human intervention is essential across several critical operational triggers:

- **High predictive uncertainty:** When an AI model encounters ambiguous inputs or reports confidence levels below validated thresholds, control authority must escalate to an operator before executing physical actions.
- **High-consequence operational actions:** Tasks involving significant financial, environmental, or physical impact—such as modifying high-voltage grid parameters, altering chemical processing mixtures, or rerouting heavy autonomous machinery—require explicit verification.
- **Safety or security anomalies:** Any detection of adversarial manipulation, unauthorized configuration changes, or violations of physical safety envelopes must trigger immediate human review alongside automated protective interlocks.
- **Lifecycle and model updates:** Promoting a retrained or quantized model version into a production fleet requires formal engineering sign-off, ensuring that validation evidence meets organizational governance standards.
- **Out-of-domain operating conditions:** When environmental variables, sensor degradation, or equipment states fall outside the system's validated operational design domain (ODD), the system must defer to human judgment rather than extrapolate unpredictably.
- **Unresolved recovery states:** If an automated fault-recovery routine cannot identify a safe, deterministic path back to normal operation, human intervention is required to diagnose the root cause and authorize manual remediation.

Architectural Tiers of Human Oversight

The appropriate level of oversight depends on the application's risk profile, action reversibility, operational criticality, and regulatory constraints. Rather than treating human involvement as binary, industrial architectures distribute authority across distinct operational modes:

- **Human-in-the-Loop (HITL):** The autonomous system analyzes telemetry and proposes an action, but physical execution remains blocked until an authorized operator explicitly approves the command. This model governs irreversible, high-consequence, or safety-critical operations.

- **Human-on-the-Loop (HOTL):** Low-risk and thoroughly validated functions execute automatically within strictly defined operational boundaries while continuous telemetry is streamed to a supervisory interface. Operators monitor system state and retain the authority to intervene, override, or halt execution if behavioral drift or anomalies emerge.
- **Human-out-of-the-Loop (HOOTL) with Policy Governance:** Highly deterministic, routine tasks operate fully autonomously under pre-authorized governance policies. Human oversight shifts from real-time operational supervision to offline auditing, threshold calibration, and periodic lifecycle revalidation.

Mathematical Framework: Risk-Calibrated Oversight Escalation

The transition between autonomous execution and human escalation can be formalized as a risk-aware governance function. Let the operational state of device k at time t be evaluated across predictive uncertainty $U_k(t)$, action consequence $C_k(t)$, and operational domain validity $D_k(t) \in \{0, 1\}$, where $D_k(t) = 1$ indicates operation within validated boundaries.

An oversight escalation score $E_k(t)$ is expressed as:

$$E_k(t) = \alpha U_k(t) + \beta C_k(t) + \gamma \left(1 - D_k(t)\right)$$

where α, β, and γ represent organizational risk weights. The governing authorization state $\Omega_k(t)$ is then determined by comparing $E_k(t)$ against established governance thresholds $\theta_{\text{supervise}}$ and θ_{block} :

$$\Omega_k(t) = \begin{cases} \text{Autonomous Execution}, & \text{if } E_k(t) \leq \theta_{\text{supervise}} \\ \text{Supervisory Review (HOTL)}, & \text{if } \theta_{\text{supervise}} < E_k(t) \leq \theta_{\text{block}} \\ \text{Mandatory Authorization (HITL)}, & \text{if } E_k(t) > \theta_{\text{block}} \end{cases}$$

This formulation ensures that autonomy is dynamically constrained by real-time risk rather than static assumptions.

Trust as an Engineering and Governance Layer

Ultimately, operational trust is built through verifiable system design rather than blind reliance on algorithmic accuracy. To support human accountability, embedded AI architectures must satisfy three foundational requirements:

- **Observability:** Telemetry pipelines must expose not only raw sensor data and final predictions, but also confidence metrics, active model versions, and hardware health indicators in a format interpretable by operators.
- **Traceability and Auditability:** Every autonomous decision, policy evaluation, and human override must be cryptographically logged with immutable timestamps, enabling post-incident forensic analysis and regulatory compliance verification.
- **Predictable Degradation:** When communication links fail or human operators are unavailable to respond to an escalation request, the system must transition smoothly into a pre-validated, deterministic fail-safe state rather than stalling in an undefined condition.

Trust therefore serves as the overarching governance and accountability layer of embedded autonomy—ensuring that system behavior remains observable, decisions remain reviewable, and physical execution aligns continuously with human and organizational expectations.

The discussion of **Trust: Transparency, Explainability, Auditability, and Policy-Aligned Behavior** established that trustworthy autonomous operation depends upon more than securing systems or constraining operational risk. Trust requires mechanisms that make autonomous behavior observable, understandable, traceable, and accountable throughout the decision lifecycle. Decision traces, explainability services, audit records, provenance information, human oversight mechanisms, and policy-compliance verification collectively help stakeholders understand why autonomous systems behaved as they did and whether those behaviors remained consistent with organizational expectations. However, trust mechanisms do not operate independently of broader assurance controls. The effectiveness of explainability, transparency, and accountability depends upon the security of the underlying systems, the integrity of collected evidence, and the safety frameworks that constrain physical behavior.

This relationship highlights a critical architectural principle: security, safety, and trust are not treated as separate layers added to an autonomous system after deployment. Rather, they must be integrated directly into the decision-making process itself. Security controls influence which devices, users, models, and communications are trusted inputs to a decision. Safety constraints determine which actions remain permissible under current operating conditions. Trust mechanisms document the reasoning process, preserve evidence, and provide the transparency

necessary for oversight and accountability. As a result, every significant autonomous decision exists at the intersection of security validation, safety assurance, and governance requirements.

Consider an autonomous industrial vehicle that detects an obstacle and initiates a route adjustment. The resulting decision depends not only on AI inference, but also on the authenticity of sensor data, the integrity of the deployed model, active operational policies, safety restrictions, authorization rules, and governance requirements. Similarly, a predictive-maintenance recommendation may be influenced by data-access permissions, equipment operating constraints, confidence assessments, and organizational approval procedures. In both cases, the decision process is shaped simultaneously by security, safety, and trust considerations rather than by any one discipline independently.

As embedded AI systems become increasingly autonomous, adaptive, and interconnected, these assurance domains become progressively more intertwined. A security breach may compromise trust in decision records; inadequate transparency may prevent validation of safety-related decisions; and weak safety controls may undermine confidence in otherwise secure and explainable systems. Effective industrial autonomy therefore requires assurance mechanisms that operate continuously within the decision loop itself rather than as external review processes performed after decisions are made.

This requirement leads naturally to **Integrating Security, Safety, and Trust Directly into the Embedded Decision Loop**. Rather than viewing security, safety, and trust as separate architectural concerns, the following discussion examines how these disciplines can be embedded directly within sensing, perception, reasoning, authorization, execution, and monitoring processes. Through this integration, autonomous systems can generate decisions that are not only intelligent and effective but also secure, safe, explainable, auditable, and continuously aligned with organizational and operational requirements.

iv. Integrating Security, Safety, and Trust Directly into the Embedded Decision Loop

Security, safety, and trust are most effective when integrated into the complete decision pipeline rather than implemented as isolated protective functions.

An embedded AI decision loop typically includes several interconnected stages:

- **Sensing:** Collecting observations from cameras, LiDAR, radar, vibration sensors, temperature sensors, encoders, and other sources.
- **Input validation:** Checking data integrity, sensor health, measurement ranges, timestamps, and communication authenticity.
- **AI inference:** Processing validated observations to estimate conditions, classify events, predict outcomes, or generate recommendations.
- **Decision evaluation:** Assessing model outputs, uncertainty, operational context, and applicable policies.
- **Safety authorization:** Verifying that a proposed action remains within approved operational and safety boundaries.
- **Actuation:** Executing the authorized action through the appropriate control architecture.
- **Runtime monitoring:** Observing the system's behavior and identifying security, performance, or safety anomalies.
- **Audit and feedback:** Recording relevant events and transmitting appropriate information to higher-level management systems.

Security, Safety, and Trust as Embedded Decision Loops

Security, safety, and trust mechanisms do not operate as isolated protective functions surrounding an AI system. Rather, they are embedded throughout the entire decision-making process, influencing how information is acquired, interpreted, authorized, executed, and verified. Every stage of an autonomous action, from sensor observation to physical actuation, must be protected against compromise, evaluated against operational constraints, and monitored to ensure that system behavior remains aligned with organizational and safety requirements.

Consider the example of a mobile robot navigating within an industrial facility and approaching a potential obstacle. A trustworthy decision process may involve the following sequence:

- **Secure Sensing and Data Acquisition.** The robot's sensors collect visual, spatial, proximity, and motion information from the surrounding environment.
- **Input Validation and Integrity Assessment.** Sensor-validation mechanisms evaluate the consistency, completeness, and plausibility of incoming data, identifying potentially corrupted measurements, faulty sensors, communication errors, or anomalous observations.
- **Trusted AI Perception.** The perception model processes validated inputs and estimates the obstacle's position, trajectory, velocity, and potential interaction with the robot's planned path.
- **Risk and Uncertainty Evaluation.** The decision layer assesses collision probability, confidence levels, prediction uncertainty, and operational context before selecting a candidate response.
- **Safety Authorization and Constraint Enforcement.** Independent safety mechanisms verify that the proposed maneuver remains within validated motion limits, operational constraints, and approved safety envelopes.
- **Controlled Actuation.** The control system executes only those actions that have satisfied both decision-making and safety-validation requirements.
- **Runtime Verification and Monitoring.** Continuous monitoring compares actual system behavior against expected outcomes, verifying that physical responses correspond to authorized commands and detecting abnormal conditions if they arise.
- **Audit and Traceability Recording.** A trusted audit record preserves relevant observations, model versions, decision contexts, safety interventions, and execution outcomes to support accountability, diagnostics, and regulatory compliance.

This sequence illustrates an important principle of trustworthy autonomy: **trustworthiness is not provided by a single AI model, security mechanism, or safety controller. Rather, it emerges from the coordinated interaction of multiple independently designed and mutually reinforcing safeguards.**

Conceptually, the decision process can be represented as

Secure Sensing → Trusted Inference → Policy Evaluation → Safety Authorization → Controlled Actuation → Continuous Monitoring → Audit and Learning

Each stage contributes a distinct assurance function to the overall decision loop. Secure sensing protects the integrity of observations. Trusted inference transforms validated observations into situational awareness. Policy evaluation ensures alignment with operational objectives and governance requirements. Safety authorization restricts actions to approved operating boundaries. Controlled actuation ensures that only authorized actions affect physical systems. Continuous monitoring verifies ongoing correctness, while auditing provides accountability, traceability, and evidence for future improvement.

Together, these mechanisms form a layered defense architecture in which failures, uncertainties, or malicious actions can be detected and mitigated at multiple points within the decision process. As a result, embedded AI systems become not only intelligent, but also predictable, explainable, auditable, and resilient. This integrated approach provides the foundation for trustworthy industrial autonomy, enabling autonomous machines, robots, drones, vehicles, and intelligent infrastructure to operate safely and reliably within complex real-world environments.

Coordinating security, safety, and trust across the edge–cloud continuum.

These mechanisms must also remain consistent across embedded devices, gateways, edge servers, and cloud platforms.

This distribution prevents the cloud from becoming a single point of operational dependency. Cloud platforms can coordinate enterprise-wide policies, model governance, and security analytics, while embedded and edge systems retain the local authority and protective mechanisms needed for continued safe operation.

The preceding discussion demonstrated that trust, explainability, auditability, and policy alignment are not isolated capabilities implemented within a single component of an AI system. Instead, they emerge through the coordinated interaction of security controls, safety mechanisms, governance processes, and operational transparency functions distributed throughout the architecture. Just as security and safety responsibilities are allocated across embedded devices, gateways, edge infrastructures, and cloud platforms according to their operational roles, trust and governance functions must also be distributed across these layers. Each architectural tier possesses unique visibility into system behavior and therefore contributes different forms of assurance. Understanding how these responsibilities are allocated provides insight into how industrial AI systems maintain secure operation, enforce safety constraints, preserve accountability, and support trustworthy autonomy across the edge–cloud continuum. Table 9.3-D4 summarizes the distribution of security, safety, and trust responsibilities across the principal architectural layers of industrial AI environments.

Table 9.3-D4. Distributed Security, Safety, and Trust Responsibilities Across Embedded–Cloud Industrial AI Architectures presents the primary assurance responsibilities assigned to embedded devices, IoT gateways, industrial edge infrastructures, and cloud platforms. The table identifies the security functions that protect assets and communications, the safety functions that maintain acceptable operational behavior, and the trust and governance functions that support transparency, accountability, explainability, and policy alignment. Collectively, these responsibilities establish a multi-layer assurance architecture in which no single layer bears sole responsibility for system trustworthiness. Instead, assurance emerges through the coordinated operation of multiple protective, supervisory, and governance mechanisms distributed throughout the architecture.

Table 9.3-D4 – Distributed Security, Safety, and Trust Responsibilities Across Embedded–Cloud Industrial AI Architectures

Architectural Layer	Security Responsibilities	Safety Responsibilities	Trust and Governance Responsibilities
Embedded Device	Secure boot, device identity, runtime isolation, model integrity	Local safety limits, protective responses, validated fallback modes	Local decision records, model identification, operating-state transparency
IoT Gateway	Secure communication, device authentication, access control	Sensor consistency checks, local anomaly escalation	Event aggregation, provenance, policy synchronization
Industrial Edge	Intrusion detection, workload isolation, secure model distribution	Facility-level operational constraints and coordinated safe responses	Local audit services, behavioral analysis, policy enforcement
Cloud Platform	Enterprise identity management, secure model repositories, threat intelligence	Safety-policy governance, validation coordination, deployment controls	Model provenance, enterprise audit, compliance monitoring, cross-fleet analysis

Understanding Assurance as a Distributed Architectural Function

Table 9.3-D4 illustrates that security, safety, and trust are not viewed as independent disciplines operating separately from the industrial AI architecture. Rather, they function as complementary layers of assurance distributed throughout the embedded-to-cloud continuum.

A central concept represented throughout the table is that each architectural layer contributes distinct assurance capabilities based on its proximity to physical operations, visibility into system behavior, and governance authority. Embedded devices focus on immediate protection and operational transparency, while higher layers increasingly emphasize coordination, oversight, and enterprise governance.

Security, Safety, and Trust as Complementary Concepts

Before examining the individual architectural layers, it is important to distinguish among the three categories of responsibility represented in the table.

Security focuses on protecting systems, communications, data, computational assets, and AI models from unauthorized access, modification, disruption, or misuse.

Safety focuses on maintaining operational behavior within acceptable boundaries and ensuring that system actions do not create unacceptable risks to personnel, equipment, facilities, or surrounding environments.

Trust and governance focus on transparency, explainability, accountability, policy alignment, traceability, and oversight. These mechanisms help stakeholders understand and evaluate system behavior while maintaining organizational control over autonomous operations.

Although distinct, these three domains are closely interconnected throughout the architecture.

Embedded Devices as the First Assurance Layer

The table identifies the **Embedded Device** as the foundational assurance layer.

- **Security Responsibilities at the Embedded Layer**

  Embedded systems are responsible for protecting the integrity of local computation and execution environments. Functions such as secure boot, device identity validation, runtime isolation, and model-integrity verification help ensure that AI models operate within trusted execution environments.

  These mechanisms establish confidence that deployed software and operational configurations have not been modified in unauthorized ways.

- **Safety Responsibilities at the Embedded Layer**

  Because embedded systems interact directly with physical processes, they are also responsible for enforcing immediate protective measures. Local safety limits, validated fallback modes, and protective responses allow systems to react rapidly to hazardous conditions.

  This layer therefore provides the closest safety relationship to physical equipment and operational processes.

- **Trust Responsibilities at the Embedded Layer**

  Trust mechanisms at the embedded level focus on operational transparency. Local decision records, model-identification information, and operating-state visibility provide direct evidence regarding system behavior.

  These records form the foundation for explainability, auditing, and accountability throughout the broader architecture.

IoT Gateways as Coordination and Validation Layers

The table identifies the **IoT Gateway** as the next layer of assurance.

- **Security Responsibilities at the Gateway Layer**

  Gateways manage secure communication, device authentication, and access control among distributed devices and networks. These functions help establish trusted communication pathways throughout the industrial environment.

  By controlling how devices interact, gateways contribute to both cybersecurity and system integrity.

- **Safety Responsibilities at the Gateway Layer**

  Gateway systems often perform sensor-consistency checks and local anomaly escalation functions. These mechanisms help identify discrepancies among distributed observations and ensure that unusual conditions are communicated appropriately.

  As a result, gateways provide an intermediate level of safety awareness that extends beyond individual devices.

- **Trust Responsibilities at the Gateway Layer**

Trust functions at this level emphasize event aggregation, provenance preservation, and policy synchronization. Gateway platforms collect records from multiple embedded devices and maintain consistent governance information across connected systems.

This capability improves accountability and traceability across distributed environments.

Industrial Edge Platforms as Operational Assurance Hubs

The **Industrial Edge** layer expands assurance capabilities beyond individual devices and gateways.

- **Security Responsibilities at the Edge Layer**

  Intrusion detection, workload isolation, and secure model-distribution mechanisms help protect facility-level infrastructures and AI workloads.

  The edge layer serves as an important boundary between operational environments and broader enterprise systems.

- **Safety Responsibilities at the Edge Layer**

  Edge platforms coordinate safety responses across multiple devices and processes. Facility-level constraints and coordinated protective actions enable organizations to manage safety conditions that span more than one individual system.

  This function supports system-level safety coordination.

- **Trust Responsibilities at the Edge Layer**

  The edge layer supports local audit services, behavioral analysis, and policy enforcement activities. Because edge infrastructures possess visibility across multiple devices, they can identify broader operational patterns and support more comprehensive governance assessments.

  This layer therefore acts as an operational assurance hub within industrial facilities.

Cloud Platforms as Enterprise Governance Layers

The table identifies the **Cloud Platform** as the highest level of architectural assurance.

- **Security Responsibilities at the Cloud Layer**

  Cloud environments manage enterprise identities, secure model repositories, and threat-intelligence systems. These capabilities help protect large-scale deployments and support coordinated cybersecurity management across facilities.

Cloud platforms therefore provide strategic security oversight.

- **Safety Responsibilities at the Cloud Layer**

  Cloud-based safety functions focus on governance, validation coordination, and deployment control. These mechanisms help ensure that models, policies, and updates are evaluated appropriately before being introduced into operational environments.

  The cloud layer provides oversight rather than direct intervention.

- **Trust Responsibilities at the Cloud Layer**

  Trust activities at the cloud layer include model provenance management, enterprise auditing, compliance monitoring, and cross-fleet analysis. This information supports organizational accountability, regulatory reporting, and governance decision-making.

  The cloud layer therefore serves as the central repository of enterprise assurance knowledge.

Understanding the Progression Across Layers

A broader pattern becomes visible when examining the table as a whole.

As responsibility moves upward through the architecture:

- **Security responsibilities** progress from local protection to enterprise cybersecurity coordination.
- **Safety responsibilities** progress from immediate protective responses to governance-driven safety management.
- **Trust responsibilities** progress from operational transparency to enterprise accountability and compliance oversight.

Each layer therefore contributes different assurance capabilities while remaining connected to the others.

Layered Assurance Rather Than Centralized Assurance

An important lesson conveyed by Table 9.3-D4 is that industrial assurance is not centralized within any single architectural component.

Embedded systems alone cannot provide enterprise governance. Cloud systems alone cannot enforce immediate safety responses. Edge platforms alone cannot establish hardware trust anchors. Effective assurance requires cooperation among all architectural layers.

This distributed structure improves resilience, scalability, and operational effectiveness.

Connecting Trust, Safety, and Security

The table also highlights the close relationship among trust, safety, and security.

Security mechanisms help ensure that systems and data remain protected. Safety mechanisms help maintain acceptable operational behavior. Trust mechanisms help make that behavior understandable, accountable, and governable.

Together, these functions support reliable and responsible industrial autonomy.

From Technical Protection to Organizational Assurance

The progression represented in Table 9.3-D4 extends beyond technical controls alone.

At lower layers, assurance focuses primarily on technical mechanisms such as secure boot, device authentication, anomaly detection, and protective responses. At higher layers, assurance increasingly incorporates governance, auditing, compliance monitoring, policy enforcement, and organizational accountability.

This evolution reflects the broader transition from technical protection to enterprise-wide assurance.

Overall Significance

Overall, Table 9.3-D4 demonstrates how security, safety, trust, and governance responsibilities are distributed across embedded devices, IoT gateways, industrial edge infrastructures, and cloud platforms. Through secure execution environments, protective safety mechanisms, transparency functions, audit services, policy enforcement processes, and enterprise governance systems, each architectural layer contributes unique capabilities that support trustworthy industrial AI. Together, these distributed responsibilities create a comprehensive assurance architecture that enables autonomous systems to remain secure, safe, transparent, accountable, and aligned with organizational objectives throughout their operational lifecycle.

While Table 9.3-D4 summarizes the distribution of security, safety, and trust responsibilities across embedded devices, IoT gateways, industrial edge infrastructures, and cloud platforms, these responsibilities are most effectively understood when viewed as components of a unified assurance architecture. In operational environments, security protections, safety controls, transparency mechanisms, audit services, policy-enforcement functions, and governance processes interact continuously rather than functioning as isolated capabilities. Information generated at lower architectural layers contributes to higher-level oversight activities, while governance requirements and policy controls propagate downward to influence operational

behavior. Figure 9.3-D4 illustrates this layered assurance architecture and demonstrates how security, safety, trust, and governance collectively support trustworthy industrial AI throughout its operational lifecycle.

Figure 9.3-D4 presents a layered security, safety, and trust assurance architecture for industrial AI systems. The figure illustrates how assurance responsibilities are distributed across embedded devices, IoT gateways, industrial edge platforms, and cloud infrastructures. At each layer, security mechanisms protect computational assets and communications, safety mechanisms constrain operational behavior within acceptable limits, and trust and governance mechanisms support transparency, accountability, explainability, compliance, and oversight. Together, these distributed capabilities create an integrated assurance framework capable of supporting reliable, trustworthy, and governable industrial autonomy across the edge–cloud continuum.

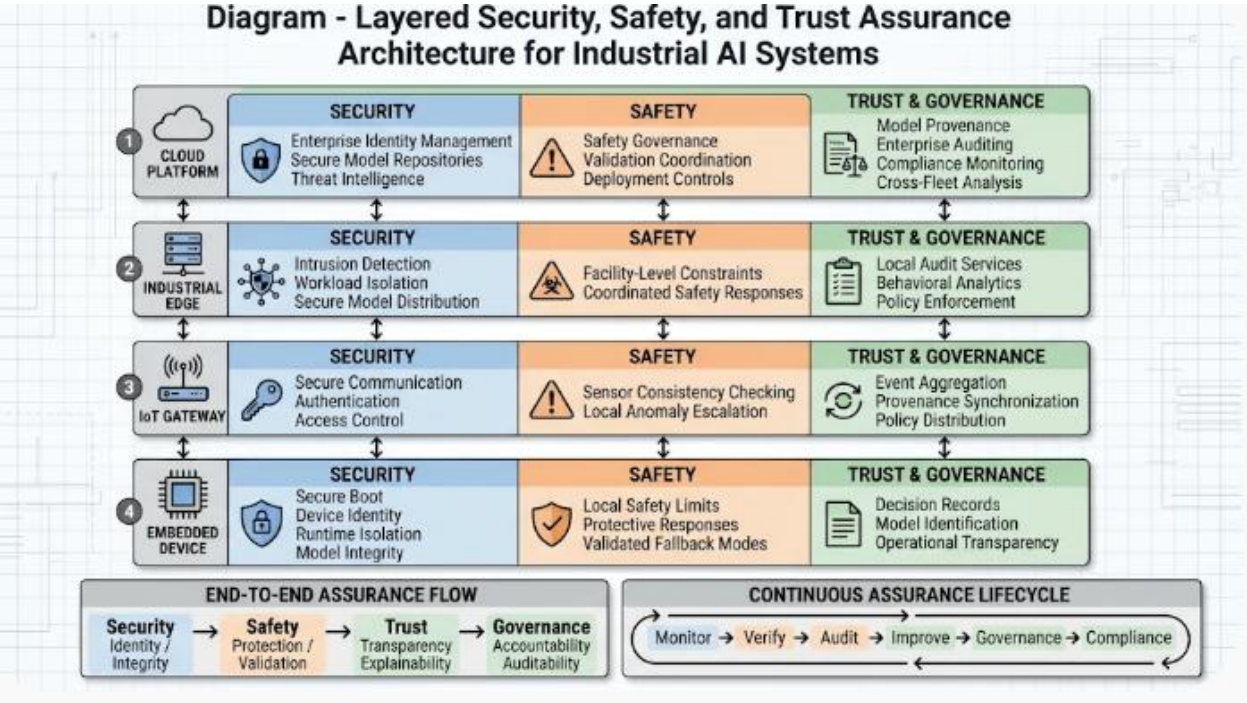

Figure 9.3-D4 – Layered Security, Safety, and Trust Assurance Architecture for Industrial AI Systems

The figure illustrates how security, safety, and trust responsibilities are distributed across the embedded-to-cloud industrial AI architecture. Embedded devices establish trustworthy execution environments, enforce local safety responses, and generate transparent operational records. IoT gateways provide secure communications, anomaly escalation, event aggregation, and provenance synchronization. Industrial edge platforms support workload isolation, coordinated safety responses, behavioral analytics, and policy enforcement. Cloud platforms provide enterprise identity management, governance oversight,

compliance monitoring, model provenance management, validation coordination, and cross-fleet intelligence. Together, these layers establish an end-to-end assurance framework that supports protection, accountability, explainability, governance, and continuous operational trust.

Legend

Figure Element	***Description***
Cloud Platform	*Enterprise-level assurance and governance environment.*
Enterprise Identity Management	*Management of trusted identities, users, devices, and services across the enterprise.*
Secure Model Repositories	*Controlled storage and distribution of validated AI models.*
Threat Intelligence	*Enterprise monitoring and analysis of cybersecurity threats.*
Safety Governance	*Oversight of safety policies, procedures, and assurance requirements.*
Validation Coordination	*Coordination of model validation and deployment approval processes.*
Deployment Controls	*Governance mechanisms controlling model deployment and updates.*
Model Provenance	*Documentation linking deployed models to their development and validation histories.*
Enterprise Auditing	*Enterprise-wide auditability and accountability functions.*
Compliance Monitoring	*Evaluation of adherence to policies, regulations, and governance requirements.*
Cross-Fleet Analysis	*Analysis across deployed device populations and operational environments.*
Industrial Edge	*Intermediate assurance layer supporting facility-level coordination and governance.*

Intrusion Detection	*Detection of unauthorized activity and cybersecurity anomalies.*
Workload Isolation	*Separation of applications and AI workloads to limit operational risk.*
Secure Model Distribution	*Controlled propagation of approved models across operational environments.*
Facility-Level Constraints	*Safety restrictions applying to facility-wide operations.*
Coordinated Safety Responses	*Multi-system protective actions spanning operational assets.*
Local Audit Services	*Collection and preservation of facility-level accountability records.*
Behavioral Analytics	*Analysis of system behavior and operational patterns.*
Policy Enforcement	*Implementation of operational and governance requirements.*
IoT Gateway	*Gateway layer connecting embedded systems with higher-level infrastructures.*
Secure Communication	*Protection of communication channels and exchanged information.*
Authentication	*Verification of device, application, and service identities.*
Access Control	*Enforcement of permissions governing resource access.*
Sensor Consistency Checking	*Validation of measurements across multiple sensing sources.*
Local Anomaly Escalation	*Reporting of abnormal conditions requiring broader visibility.*
Event Aggregation	*Consolidation of operational events generated by distributed devices.*
Provenance Synchronization	*Distribution and preservation of traceability information.*

Policy Distribution	*Dissemination of approved policies and operational constraints.*
Embedded Device	*Device-level environment performing sensing, inference, and direct control activities.*
Secure Boot	*Verification of trusted software and firmware during startup.*
Device Identity	*Unique identification supporting trusted operation and authentication.*
Runtime Isolation	*Separation of execution environments to reduce risk propagation.*
Model Integrity	*Verification that deployed models remain authentic and unmodified.*
Local Safety Limits	*Operational constraints enforced at the device level.*
Protective Responses	*Immediate actions taken to protect systems and operations.*
Validated Fallback Modes	*Preapproved operating modes used when abnormal conditions occur.*
Decision Records	*Documentation of operational decisions and AI outputs.*
Model Identification	*Information identifying active model versions and configurations.*
Operational Transparency	*Visibility into device behavior and operational status.*
End-to-End Assurance Flow	*Conceptual progression linking security, safety, trust, and governance objectives.*
Security	*Protection of identities, assets, software, communications, and computational resources.*
Safety	*Validation of operational behavior against acceptable risk boundaries.*
Trust	*Transparency, explainability, accountability, and operational confidence.*

Governance	*Organizational oversight, compliance management, and policy enforcement.*
Continuous Assurance Lifecycle	*Ongoing process of monitoring, verification, auditing, improvement, governance, and compliance assessment.*

Understanding Assurance as a Layered Architectural Capability

Figure 9.3-D4 illustrates how assurance in industrial AI systems emerges through the coordinated operation of security, safety, trust, and governance mechanisms distributed across multiple architectural layers. Rather than concentrating responsibility within a single subsystem, the architecture allocates assurance functions according to each layer's operational role, visibility, and authority.

A central concept represented by the figure is that trustworthy industrial autonomy depends upon multiple forms of assurance operating simultaneously and continuously.

Establishing Assurance at the Embedded Layer

The architecture begins with the **Embedded Device** layer.

Because embedded systems interact directly with physical processes, they serve as the first line of assurance. Secure boot, device identity management, runtime isolation, and model-integrity verification establish trustworthy execution environments. Local safety limits, protective responses, and validated fallback modes constrain operational behavior. Decision records, model identification, and operational transparency provide the visibility necessary for later accountability and audit activities.

This layer therefore provides both operational execution and foundational assurance.

Extending Assurance Through IoT Gateways

The **IoT Gateway** layer expands assurance across distributed sensing and communication infrastructures.

Security functions focus on communication protection, authentication, and access control. Safety functions perform sensor-consistency checks and identify abnormal conditions requiring escalation. Trust and governance functions aggregate events, synchronize provenance information, and distribute operational policies.

As a result, gateways connect localized assurance activities with broader operational oversight.

Coordinating Assurance at the Industrial Edge

The **Industrial Edge** layer introduces facility-level assurance capabilities.

Intrusion detection, workload isolation, and secure model distribution protect operational infrastructure. Facility-wide constraints and coordinated protective responses support broader safety objectives. Behavioral analytics, audit services, and policy enforcement increase visibility into system performance and compliance.

This layer acts as an intermediary between local operational control and enterprise governance.

Governing Assurance at the Enterprise Level

The highest layer of the architecture is the **Cloud Platform**.

Enterprise identity management, secure repositories, and threat-intelligence systems support cybersecurity governance. Safety governance, validation coordination, and deployment controls oversee operational assurance throughout the model lifecycle. Provenance management, enterprise audits, compliance monitoring, and cross-fleet analysis support accountability and strategic oversight.

The cloud layer therefore provides enterprise-wide assurance coordination rather than direct operational control.

Understanding the End-to-End Assurance Flow

The figure includes an **End-to-End Assurance Flow** linking security, safety, trust, and governance.

This progression illustrates that assurance does not end with technical protection mechanisms. Security helps protect system integrity. Safety constrains operational behavior. Trust provides transparency and explainability. Governance ensures accountability and policy alignment.

Together, these functions form a comprehensive assurance ecosystem.

Maintaining Continuous Assurance

A key feature of the architecture is the **Continuous Assurance Lifecycle**.

Monitoring, verification, auditing, improvement, governance review, and compliance assessment occur continuously throughout system operation. This lifecycle ensures that assurance remains active as operational conditions, models, threats, and regulatory requirements evolve.

Assurance is therefore treated as an ongoing process rather than a static design characteristic.

Distinguishing Security, Safety, and Trust

An important lesson illustrated by the figure is that security, safety, and trust serve different but complementary purposes.

Security mechanisms protect systems against unauthorized access, modification, disruption, and misuse. Safety mechanisms constrain behavior within validated risk boundaries. Trust mechanisms help stakeholders understand, evaluate, explain, and govern system actions.

The architecture demonstrates that trustworthy industrial autonomy requires all three domains working together.

Connecting Technical and Organizational Assurance

The figure also highlights the progression from technical controls to organizational oversight.

Lower layers focus on trusted execution, communication security, and immediate protective actions. Higher layers emphasize auditing, governance, compliance, model provenance, and organizational accountability. Together, these layers link technical assurance with business, regulatory, and operational objectives.

This integration is essential for large-scale industrial AI deployments.

Overall Significance

Overall, Figure 9.3-D4 demonstrates how security, safety, trust, and governance responsibilities interact across embedded devices, IoT gateways, industrial edge infrastructures, and cloud platforms to create a comprehensive assurance architecture for industrial AI systems. Through secure execution environments, protective safety mechanisms, transparent decision records, audit services, compliance monitoring, and governance oversight, the architecture provides the technical and organizational foundations necessary for trustworthy industrial autonomy. By distributing assurance responsibilities across the architecture while maintaining continuous oversight and coordination, organizations can support adaptive AI capabilities without sacrificing security, safety, accountability, or operational control.

The discussion of **Integrating Security, Safety, and Trust Directly into the Embedded Decision Loop** demonstrated that assurance mechanisms are most effective when they operate as intrinsic components of autonomous decision-making rather than as external review functions applied after a decision has been executed. Security controls validate identities, communications, software integrity, and authorized inputs before decisions are produced. Safety mechanisms evaluate operational constraints, risk boundaries, and permissible actions before physical execution occurs. Trust mechanisms preserve decision records, generate

explanations, support auditability, and maintain accountability throughout the decision lifecycle. Collectively, these capabilities help ensure that autonomous decisions remain protected, constrained, explainable, and governable at the moment they are made.

Although these disciplines can be examined individually for analytical purposes, operational deployment environments rarely encounter them as separate concerns. A decision that fails to enforce safety constraints can undermine trust in system behavior. A security compromise may invalidate audit records, disrupt explainability mechanisms, or permit unauthorized actions that violate operational policies. Similarly, insufficient transparency can make it difficult to determine whether security controls functioned correctly or whether safety requirements were appropriately applied. In practice, the effectiveness of each discipline depends upon the effectiveness of the others.

This interdependence becomes increasingly important as industrial AI systems evolve toward higher levels of autonomy, wider connectivity, and greater operational responsibility. Embedded devices, gateways, edge infrastructures, and cloud platforms continuously exchange information, policies, updates, and operational directives. Security mechanisms protect these interactions, safety mechanisms constrain their consequences, and trust mechanisms provide the transparency necessary to evaluate their appropriateness. Consequently, assurance emerges not from any single control but from the coordinated operation of multiple complementary protections distributed throughout the architecture.

A broader architectural perspective therefore becomes necessary. Rather than treating security, safety, and trust as isolated engineering domains with separate objectives and implementation strategies, autonomous industrial systems must integrate them into a single assurance framework. Within such a framework, identity management supports accountability, auditability reinforces security investigations, explainability strengthens operational trust, safety constraints shape permissible autonomous behavior, and governance mechanisms align all activities with organizational objectives. These interactions create reinforcing relationships that strengthen the overall dependability of autonomous systems.

This broader perspective leads naturally to **Unified Architecture: Security, Safety, and Trust as Mutually Reinforcing Disciplines**. The following discussion examines how these assurance domains function as interconnected architectural components whose combined operation provides a foundation for secure, safe, explainable, accountable, and trustworthy industrial autonomy. Rather than acting as separate layers added independently to the system, security, safety, and trust become mutually reinforcing capabilities that collectively support resilient decision-making, governance compliance, operational reliability, and long-term stakeholder confidence in autonomous industrial environments.

v. Unified Architecture: Security, Safety, and Trust as Mutually Reinforcing Disciplines

Although security, safety, and trust address different concerns, they are closely interconnected.

Security protects the integrity of the system. It helps ensure that the device, software, model, data, and communication pathways have not been compromised.

Safety protects the physical operation. It ensures that AI-supported actions remain within validated constraints and that independent protective mechanisms can respond when conditions become unsafe.

Trust establishes transparency and accountability. It enables operators and organizations to understand system behavior, investigate important decisions, and verify alignment with approved policies.

Their relationship can be summarized in the following table.

The preceding discussions examined security, safety, and trust as distinct yet closely related assurance disciplines within industrial AI systems. Security focuses on protecting computational assets, communications, models, and decision processes from unauthorized interference. Safety focuses on ensuring that autonomous behavior remains constrained within acceptable risk boundaries, even under uncertain or degraded operating conditions. Trust focuses on making decisions understandable, auditable, explainable, and aligned with approved policies and governance requirements. Although these disciplines address different challenges, they ultimately contribute to a common objective: enabling autonomous systems to operate in ways that are dependable, accountable, and acceptable within industrial environments. Understanding their differences and relationships provides a useful foundation for designing assurance architectures that support both technical reliability and organizational confidence. Table 9.3-D5 summarizes the fundamental questions, objectives, and representative mechanisms associated with each discipline and highlights their complementary roles within industrial AI assurance architectures.

Table 9.3-D5. Comparative Roles of Security, Safety, and Trust in Industrial AI Assurance Architectures presents a conceptual comparison of the three primary assurance disciplines that support trustworthy industrial autonomy. The table identifies the fundamental question addressed by each discipline, the primary objective it seeks to achieve, and representative mechanisms commonly used to implement that objective. Rather than treating security, safety, and trust as interchangeable concepts, the table clarifies their individual purposes while illustrating how they contribute collectively to the governance and assurance of embedded AI systems. This comparison provides a framework for understanding how different assurance

mechanisms address different dimensions of autonomous-system operation.

Table 9.3-D5 – Comparative Roles of Security, Safety, and Trust in Industrial AI Assurance Architectures

Discipline	Fundamental Question	Primary Objective	Representative Mechanisms
Security	Can the system and its decision processes be trusted to remain protected against unauthorized interference?	Preserve integrity, confidentiality, authenticity, and availability	Secure boot, cryptographic identity, model integrity, runtime isolation, intrusion detection
Safety	Can the system operate within acceptable risk boundaries, including during failures and uncertainty?	Prevent or mitigate unacceptable physical and operational consequences	Safety controllers, interlocks, validated constraints, redundancy, safe-state transitions
Trust	Can people and organizations understand, evaluate, and govern the system's behavior?	Establish transparency, traceability, accountability, and policy alignment	Decision traces, explainability, audit records, human oversight, governance enforcement

Understanding Assurance Through Multiple Perspectives

Table 9.3-D5 illustrates that industrial AI assurance is not a single capability but a collection of complementary disciplines that address different questions about autonomous-system behavior. Although security, safety, and trust often operate simultaneously, they focus on distinct concerns and employ different mechanisms to achieve their objectives.

A central concept represented throughout the table is that no individual discipline is sufficient on its own. Effective industrial autonomy requires protections against unauthorized interference, controls that limit operational risk, and governance mechanisms that support accountability and oversight.

Security: Protecting the Integrity of Autonomous Systems

The first discipline represented in the table is **Security**.

Security addresses the fundamental question:

Can the system and its decision processes be trusted to remain protected against unauthorized interference?

This question focuses on protecting the assets that support autonomous operation, including software, AI models, communications, devices, credentials, and operational data.

The primary objective of security is to preserve the **integrity, confidentiality, authenticity, and availability** of system resources. If these properties cannot be maintained, autonomous systems may become vulnerable to manipulation, disruption, or unauthorized control.

To achieve this objective, security architectures employ mechanisms such as:

- Secure boot processes
- Cryptographic identities
- Runtime isolation
- Model-integrity verification
- Intrusion-detection capabilities

Collectively, these mechanisms help establish confidence that the system is operating within a trusted computational environment.

Safety: Managing Operational Risk

The second discipline represented in the table is **Safety**.

Safety addresses a different question:

Can the system operate within acceptable risk boundaries, including during failures and uncertainty?

Unlike security, which focuses on protection from unauthorized actions, safety focuses on preventing unacceptable physical or operational consequences that may arise during system operation.

The primary objective of safety is therefore to **prevent, mitigate, or control unacceptable risks** affecting personnel, equipment, facilities, or operational processes.

Representative safety mechanisms include:

- Safety controllers
- Protective interlocks

- Validated constraints
- Redundant protection paths
- Safe-state transitions
- Graceful-degradation mechanisms

These controls help ensure that autonomous systems remain within approved operating envelopes, even when unexpected conditions arise.

Trust: Enabling Understanding and Governance

The third discipline represented in the table is **Trust**.

Trust addresses a broader governance-oriented question:

Can people and organizations understand, evaluate, and govern the system's behavior?

Whereas security focuses on protection and safety focuses on risk control, trust focuses on transparency, accountability, and oversight.

The primary objective of trust is to establish:

- Transparency
- Traceability
- Accountability
- Policy alignment

Representative trust mechanisms include:

- Decision traces
- Explainability tools
- Audit records
- Human oversight processes
- Governance-enforcement mechanisms

These capabilities help stakeholders understand why decisions were made, what influenced them, and whether those decisions complied with approved organizational requirements.

Comparing the Fundamental Questions

One of the most important insights provided by the table is the comparison of the fundamental questions underlying each discipline.

Security asks:

Is the system protected?

Safety asks:

Is the system operating within acceptable risk limits?

Trust asks:

Can the system's behavior be understood and governed?

Although these questions are related, they are not identical. Each addresses a different dimension of autonomous-system assurance.

Recognizing these distinctions helps avoid the common misconception that solving one assurance challenge automatically resolves the others.

Comparing Primary Objectives

The table also highlights differences in primary objectives.

Security seeks to preserve trusted operation by protecting system assets and resources.

Safety seeks to prevent unacceptable consequences by constraining behavior within approved risk boundaries.

Trust seeks to support accountability and governance by making behavior transparent and explainable.

This comparison reveals that each discipline contributes a unique form of value to the overall assurance architecture.

Understanding Representative Mechanisms

Another important observation emerging from the table is that the representative mechanisms employed by each discipline differ substantially.

Security mechanisms are largely preventive.

They seek to stop unauthorized actions before they occur.

Safety mechanisms are largely protective.

They seek to limit the consequences of faults, failures, uncertainty, or abnormal conditions.

Trust mechanisms are largely interpretive and governance-oriented.

They help stakeholders understand, evaluate, and oversee decisions after or during their execution.

The coexistence of these mechanisms creates a multi-dimensional assurance framework.

Complementary Rather Than Competitive Disciplines

A broader lesson conveyed by Table 9.3-D5 is that security, safety, and trust are not viewed as competing priorities.

Instead, they address different assurance needs that arise within autonomous industrial environments.

Security establishes protected operational foundations.

Safety ensures acceptable operational behavior.

Trust provides transparency, accountability, and governance oversight.

Together, these disciplines create a more comprehensive assurance capability than any discipline could provide independently.

From Technical Assurance to Organizational Assurance

The progression represented in the table also reflects a shift from technical protection toward broader organizational accountability.

Security primarily addresses technical integrity and protection.

Safety addresses operational consequences and risk control.

Trust extends assurance into human oversight, governance processes, compliance activities, and accountability structures.

This progression demonstrates how assurance expands from technical system properties to encompass organizational responsibilities and decision-making requirements.

Overall Significance

Overall, Table 9.3-D5 demonstrates that security, safety, and trust are distinct but complementary assurance disciplines within industrial AI architectures. Security protects system assets and decision processes from unauthorized interference. Safety constrains autonomous

behavior within acceptable risk boundaries and mitigates undesirable consequences. Trust provides the transparency, explainability, traceability, accountability, and governance mechanisms necessary for stakeholders to understand and oversee system behavior. By addressing different but interrelated questions, these disciplines collectively establish the foundation for secure, safe, understandable, and governable industrial autonomy.

These disciplines reinforce one another. A secure model can still make an unsafe prediction. A safety controller can prevent an unsafe physical action without identifying the cyberattack that caused the problem. An auditable system can document an incorrect decision without necessarily preventing it.

Therefore, none of the three disciplines is sufficient in isolation.

A trustworthy embedded AI architecture must combine them so that security safeguards protect the decision infrastructure, safety mechanisms constrain its physical consequences, and transparency and governance provide the evidence needed for human oversight and organizational accountability.

While Table 9.3-D5 distinguishes the fundamental questions, objectives, and representative mechanisms associated with security, safety, and trust, these assurance disciplines are best understood as interconnected components of a broader assurance framework. In operational environments, protections against unauthorized interference, mechanisms for controlling risk, and capabilities supporting transparency and accountability do not function independently. Instead, they influence one another throughout the lifecycle of autonomous decision-making. Security mechanisms help establish trusted operational conditions, safety mechanisms constrain behavior within acceptable limits, and trust mechanisms provide the visibility and governance necessary to evaluate outcomes and maintain accountability. Figure 9.3-D5 illustrates how these disciplines interact within industrial AI systems and demonstrates how their combined operation contributes to trustworthy industrial autonomy.

Figure 9.3-D5 presents a conceptual framework showing security, safety, and trust as complementary assurance disciplines within industrial AI environments. The figure illustrates how an industrial AI system performing perception, inference, decision-making, optimization, and autonomous action relies upon three distinct but interconnected assurance domains. Security mechanisms protect the integrity and authenticity of computational processes and information assets. Safety mechanisms constrain operational behavior within acceptable risk boundaries and provide independent protective responses. Trust mechanisms establish transparency, accountability, explainability, and policy alignment. These disciplines converge

within an assurance and governance layer that supports responsible and trustworthy autonomous operation across industrial environments.

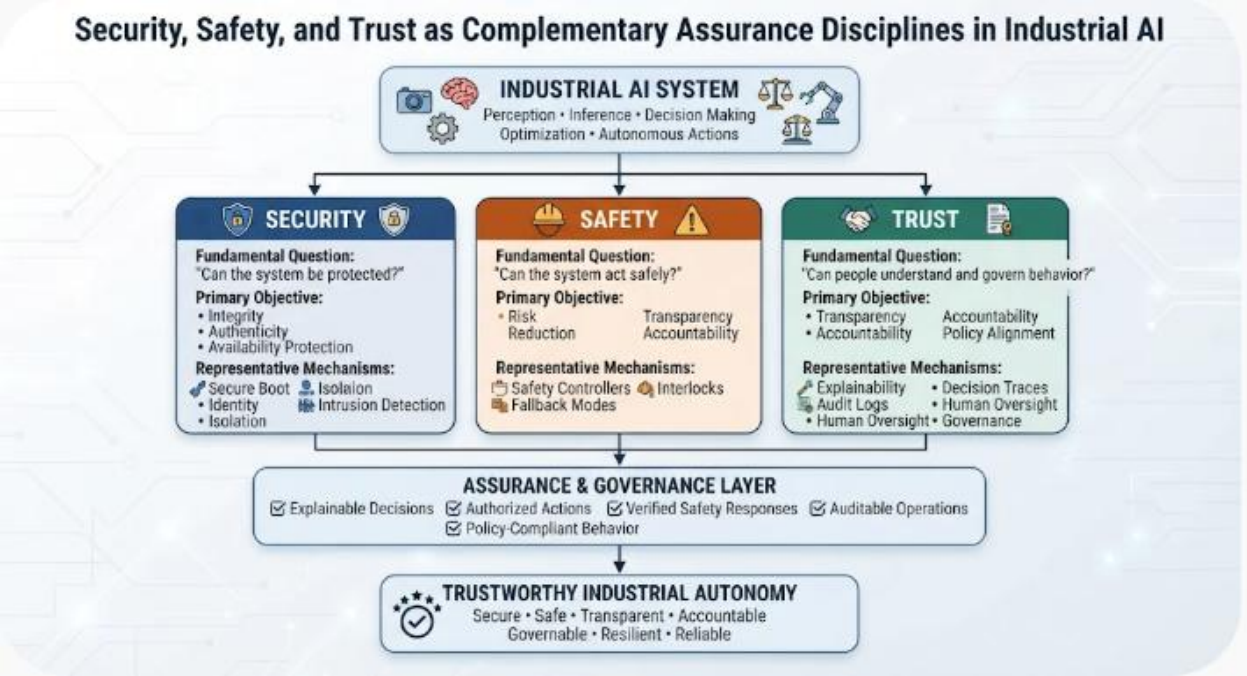

Figure 9.3-D5 – Security, Safety, and Trust as Complementary Assurance Disciplines in Industrial AI

The figure illustrates the relationship among the three principal assurance disciplines supporting industrial AI systems. Security protects computational assets, communications, models, identities, and decision processes from unauthorized interference. Safety constrains autonomous behavior within approved operational and risk boundaries through protective mechanisms and validated responses. Trust provides the transparency, explainability, accountability, auditability, and governance capabilities required to understand and oversee autonomous decisions. Together, these disciplines contribute to an integrated assurance and governance framework that supports secure, safe, policy-compliant, and trustworthy industrial autonomy.

Legend

Figure Element	***Description***
Industrial AI System	*Autonomous system performing perception, inference, decision-making, optimization, and execution of operational actions.*
Perception	*Acquisition and interpretation of information from sensors and operational environments.*

Inference	*Generation of classifications, predictions, recommendations, or assessments by AI models.*
Decision Making	*Evaluation of alternatives and selection of operational actions.*
Optimization	*Identification of actions intended to improve operational performance or efficiency.*
Autonomous Actions	*Execution of authorized operational commands or responses.*
Security	*Assurance discipline focused on protecting systems and data from unauthorized interference.*
Fundamental Question (Security)	*“Can the system be protected?”*
Integrity	*Preservation of correctness and authenticity of software, data, and models.*
Authenticity	*Verification that entities, communications, and components are genuine and authorized.*
Availability	*Assurance that systems and services remain accessible when required.*
Protective Security Mechanisms	*Secure boot, identity management, isolation, intrusion detection, and related protections.*
Safety	*Assurance discipline focused on maintaining acceptable operational risk levels.*
Fundamental Question (Safety)	*“Can the system act safely?”*
Risk Reduction	*Limitation of hazardous behavior and operational consequences.*
Protection	*Implementation of safeguards against unacceptable physical outcomes.*

Validated Safety Mechanisms	*Safety controllers, interlocks, validated constraints, and fallback modes.*
Trust	*Assurance discipline focused on transparency, accountability, and governance.*
Fundamental Question (Trust)	*"Can people understand and govern behavior?"*
Transparency	*Visibility into system operation, decisions, and outcomes.*
Accountability	*Ability to review, evaluate, and assign responsibility for autonomous behavior.*
Policy Alignment	*Consistency between system behavior and approved organizational requirements.*
Trust Mechanisms	*Explainability services, audit logs, oversight mechanisms, and governance controls.*
Assurance & Governance Layer	*Integration layer through which security, safety, and trust collectively support responsible autonomy.*
Explainable Decisions	*Decisions accompanied by understandable supporting information.*
Authorized Actions	*Actions permitted through established governance and authorization processes.*
Verified Safety Responses	*Protective actions validated against safety requirements.*
Auditable Operations	*Operational activities supported by traceable records and evidence.*
Policy-Compliant Behavior	*Behavior consistent with organizational and regulatory requirements.*
Trustworthy Industrial Autonomy	*Autonomous operation supported by security, safety, accountability, governance, resilience, and transparency.*

Understanding Assurance as a Multi-Dimensional Concept

Figure 9.3-D5 illustrates that assurance in industrial AI systems cannot be reduced to a single property, technology, or control mechanism. Instead, assurance emerges through the coordinated interaction of multiple disciplines that address different questions about autonomous-system behavior.

A central theme represented by the figure is that trustworthy industrial autonomy depends on answering three distinct questions simultaneously:

- Is the system protected?
- Is the system behaving safely?
- Can the system's behavior be understood and governed?

Each assurance discipline addresses one of these questions.

Beginning with the Industrial AI System

The figure places the **Industrial AI System** at the center of the architecture.

Perception, inference, decision-making, optimization, and autonomous action represent the primary functions through which AI systems interact with operational environments. These functions provide value, but they also introduce risks associated with cybersecurity, operational safety, and governance.

The surrounding assurance disciplines exist to manage these challenges.

Security as the Foundation of Protection

The first assurance discipline shown in the figure is **Security**.

Security focuses on protecting system assets and decision processes from unauthorized interference. Secure boot, identity management, isolation, and intrusion detection mechanisms help ensure that AI systems operate within trusted computational environments.

Without these protections, confidence in other operational outcomes may be compromised.

Security therefore provides the foundational layer upon which trustworthy operation depends.

Safety as the Foundation of Acceptable Behavior

The second discipline is **Safety**.

Safety is concerned with ensuring that autonomous behavior remains within acceptable operational and risk boundaries. Even when systems function correctly from a technical perspective, additional mechanisms are required to prevent unacceptable physical consequences.

Safety controllers, interlocks, validated constraints, and fallback modes provide these protective capabilities.

The figure therefore highlights that safe operation requires controls that are distinct from security mechanisms.

Trust as the Foundation of Accountability

The third discipline is **Trust**.

Trust mechanisms address questions of governance, accountability, transparency, and explainability. Stakeholders must be able to understand how decisions were reached, review operational outcomes, evaluate policy compliance, and investigate unusual behavior.

Explainability tools, audit records, human oversight processes, and governance functions support these objectives.

Trust therefore makes autonomous behavior observable and governable.

Understanding the Distinct Questions

One of the most important educational features of the figure is its emphasis on the different questions addressed by each discipline.

Security asks:

Can the system be protected?

Safety asks:

Can the system act safely?

Trust asks:

Can people understand and govern behavior?

These questions are related but fundamentally different. Recognizing these distinctions helps explain why multiple assurance disciplines are necessary.

Convergence Through Governance

The figure demonstrates that security, safety, and trust eventually converge within the **Assurance & Governance Layer**.

This layer integrates protections, constraints, records, explanations, audits, and policies into a unified governance framework. The resulting outputs include explainable decisions, authorized actions, verified safety responses, auditable operations, and policy-compliant behavior.

The governance layer therefore functions as the point at which assurance disciplines become operationally integrated.

Producing Trustworthy Industrial Autonomy

The final outcome illustrated by the figure is **Trustworthy Industrial Autonomy**.

The figure suggests that trustworthy autonomy is not produced directly by AI algorithms alone. Instead, it emerges when autonomous capabilities are supported by protective security mechanisms, validated safety controls, and transparent governance processes.

As a result, autonomy becomes secure, safe, accountable, explainable, resilient, and governable.

From Distinctions to Integration

A broader lesson conveyed by the figure is that the distinction among security, safety, and trust are not interpreted as isolation.

Although the figure separates the disciplines analytically, it ultimately brings them together within a common governance framework. This progression prepares the reader for a more integrated architectural perspective in which these assurance disciplines reinforce one another rather than operating independently.

Overall Significance

Overall, Figure 9.3-D5 demonstrates how security, safety, and trust function as complementary assurance disciplines supporting industrial AI systems. By protecting system assets, constraining operational behavior, and enabling transparency and accountability, these disciplines address different but interconnected dimensions of autonomous operation. Their integration within a common assurance and governance framework provides the foundation for trustworthy industrial autonomy that remains protected against unauthorized interference, operates within acceptable risk boundaries, and supports meaningful human oversight and organizational control throughout its operational lifecycle.

vi. Synthesis: Security, Safety, and Trust as the Protective Foundation of Embedded Autonomy

Security, safety, and trust must be engineered as continuous architectural requirements across the entire embedded AI lifecycle. These safeguards must remain active and resilient during initial deployment, normal operation, communication interruptions, hardware degradation, model updates, and recovery from unexpected anomalies.

Their combined contribution is established through three complementary principles:

- **Secure intelligence:** Models, data streams, hardware devices, and execution

  environments remain protected against unauthorized modification and adversarial manipulation.

- **Safety-constrained autonomy:** AI-supported decisions remain strictly bounded within validated operating envelopes, backed by independent hardware and software mechanisms that enforce protective behavior.

- **Trustworthy operation:** System decisions and configuration changes remain transparent, auditable, and strictly governed to support continuous human oversight and operational accountability.

Together, these principles establish a secure, safe, and trustworthy cognitive fabric for industrial autonomy. The ultimate objective is not merely to endow autonomous devices with intelligence, but to ensure that their intelligence remains protected, their physical actions remain strictly constrained, and their behavior remains deterministic, transparent, and governable throughout their operational lifespan.

The preceding discussion has examined security, safety, and trust as distinct yet interdependent disciplines that collectively govern the behavior of embedded AI systems. Although each discipline addresses a different aspect of autonomous operation, effective industrial AI cannot rely on any one of them in isolation. Security mechanisms protect the integrity of the computational infrastructure, safety mechanisms constrain physical actions within validated operating boundaries, and trust mechanisms provide the transparency, accountability, and governance necessary for responsible autonomy. Together, these capabilities form a comprehensive protective framework that spans the entire embedded AI architecture, from hardware platforms and communication networks to inference engines, decision logic, actuation systems, and lifecycle-management processes. Table 9.3-D6 summarizes how security, safety, and trust objectives are integrated across the embedded AI stack to support trustworthy industrial autonomy.

Table 9.3-D6 – Integrated Security, Safety, and Trust Framework for Embedded AI Systems presents a layered view of the protective mechanisms required to support autonomous decision-making in industrial environments. The framework maps security, safety, and trust objectives to key architectural components within the embedded AI ecosystem, illustrating how different forms of protection contribute to the reliable operation of intelligent systems. By examining these disciplines simultaneously, the table emphasizes that trustworthy autonomy emerges from the coordinated application of technical safeguards, operational constraints, governance controls, and accountability mechanisms rather than from any single protective technology.

Table 9.3-D6 – Integrated Security, Safety, and Trust Framework for Embedded AI Systems

Lifecycle / Decision-Layer Function	Security Objective	Safety Objective	Trust Objective	Representative Mechanisms	Expected Outcome
Hardware Platform	Protect device integrity	Ensure predictable operation	Establish trusted execution foundation	Secure boot, TPM, Trusted Execution Environment (TEE), hardware authentication	Trusted computational platform
Operating System and Runtime	Prevent unauthorized access	Preserve deterministic behavior	Maintain execution transparency	Access control, sandboxing, process isolation, runtime monitoring	Secure and reliable execution
Data Acquisition	Protect data integrity and confidentiality	Validate sensor correctness	Establish confidence in observations	Encryption, sensor authentication, calibration verification, redundancy	Trusted input data

Communication Infrastructure	Protect information exchange	Preserve command reliability	Ensure operational accountability	Encrypted communication, authenticated messaging, network segmentation	Secure information flow
AI Model Repository	Prevent model tampering	Preserve validated behavior	Maintain provenance and traceability	Model signing, version control, integrity verification	Trusted models
Inference Engine	Prevent adversarial manipulation	Detect unsafe predictions	Provide explainable reasoning	Runtime verification, adversarial monitoring, confidence estimation, explainability tools	Reliable decision generation
Decision Logic	Prevent unauthorized commands	Enforce operational constraints	Enable policy-aligned behavior	Policy engines, rule verification, authorization controls	Governed decision-making
Actuation Layer	Prevent malicious control actions	Ensure safe physical behavior	Support accountability	Safety interlocks, supervisory controllers, emergency shutdown systems	Safe physical action
Runtime Monitoring	Detect attacks and anomalies	Detect unsafe	Create operational transparency	Telemetry collection, behavioral	Operational awareness

		operating conditions		monitoring, logging systems	
Drift Detection	Detect model manipulation and environmental changes	Maintain safety under changing conditions	Preserve model reliability	Statistical monitoring, uncertainty analysis	Adaptive assurance
OTA Update Infrastructure	Protect update authenticity	Validate compatibility	Maintain deployment traceability	Digital signatures, integrity checks, staged deployment	Trusted model evolution
Lifecycle Governance	Maintain system-wide protection	Maintain operational compliance	Establish organizational confidence	Audit logs, compliance records, approval workflows	Trustworthy autonomy

Table 9.3-D6 demonstrates that security, safety, and trust are not independent layers that operate separately from embedded intelligence. Instead, they are deeply integrated throughout the AI architecture and influence every stage of data acquisition, inference generation, decision-making, physical execution, and lifecycle management. The framework illustrates that trustworthy autonomy is achieved when these disciplines function together as a mutually reinforcing system of controls and assurances.

At the foundation of the architecture are the **hardware platform** and **operating system/runtime environment**. These layers establish the trusted computational infrastructure upon which all higher-level AI functions depend. Security mechanisms such as secure boot processes, trusted-execution environments, hardware authentication, access controls, and process isolation help ensure that only authorized software components execute on approved platforms. From a safety perspective, predictable and deterministic system behavior is essential for reliable operation, while trust is supported through transparent execution environments that maintain traceable records of system activity. Consequently, trustworthy autonomy begins with confidence in the integrity of the underlying computational foundation.

The framework next addresses **data acquisition** and **communication infrastructure**, which represent the primary channels through which embedded AI systems perceive and interact with their environments. Security mechanisms protect against unauthorized modification, interception, or fabrication of data. Safety mechanisms ensure that incoming information remains valid and suitable for decision-making. Trust is established by preserving data provenance, sensor authenticity, and communication accountability. These protections are particularly important because AI decisions are only as reliable as the data upon which they are based.

Central to the framework are the **AI model repository** and **inference engine**, which collectively form the cognitive core of embedded intelligence. The table highlights how security mechanisms such as model signing, version control, integrity verification, and adversarial-input detection protect models from tampering and unauthorized modification. Safety mechanisms evaluate prediction reliability, estimate uncertainty, and identify potentially unsafe outputs. Trust mechanisms contribute explainability and transparency, allowing system operators and governance authorities to understand how model outputs are generated. Together, these controls help ensure that AI-driven decisions are both reliable and accountable.

The framework further emphasizes the importance of the **decision logic** and **actuation layers**, where AI-generated recommendations influence physical actions. Security mechanisms prevent unauthorized commands and manipulation of control pathways. Safety mechanisms impose operational constraints, rule-based protections, supervisory controls, and emergency intervention capabilities to ensure that decisions remain within validated operational boundaries. Trust mechanisms provide accountability and traceability for operational actions, allowing decisions to be reviewed, audited, and justified when necessary. These layers are particularly significant because they represent the point at which digital intelligence directly influences physical systems.

Another important contribution of the framework is its treatment of **runtime monitoring** and **drift detection**. Traditional security architectures often focus on preventing attacks, while conventional safety systems focus on preventing hazardous behavior. However, AI-enabled systems introduce an additional challenge: model behavior may gradually change as operating conditions evolve. Runtime monitoring, behavioral assessment, and drift-detection mechanisms therefore provide continuous situational awareness, enabling organizations to identify cybersecurity threats, unsafe operating conditions, performance degradation, and changing environmental assumptions before they lead to adverse outcomes. These capabilities transform protection from a static capability into a continuous operational process.

The table also highlights the security, safety, and trust requirements associated with **OTA**

update infrastructures. Continuous model evolution increases the adaptive capabilities of industrial AI systems but simultaneously expands the attack surface and introduces new governance challenges. Secure update mechanisms, compatibility verification procedures, staged deployment strategies, and traceable authorization workflows collectively ensure that adaptation occurs safely and under organizational control. This portion of the framework demonstrates that trustworthy autonomy depends not only on protecting deployed systems but also on governing how those systems change over time.

At the highest level, the framework culminates in **lifecycle governance**, which coordinates security, safety, and trust across the entire AI ecosystem. Audit records, compliance documentation, approval workflows, monitoring logs, deployment histories, and policy-enforcement mechanisms provide the accountability structure required for industrial autonomy. Lifecycle governance enables organizations to investigate incidents, satisfy regulatory requirements, evaluate operational risk, and maintain confidence in autonomous decision-making processes.

An important insight emerging from Table 9.3-D6 is that each discipline contributes a different but complementary form of assurance. Security protects the AI system against malicious interference and unauthorized modification. Safety protects people, equipment, and operational processes from unintended or hazardous behavior. Trust ensures that autonomous decisions remain understandable, auditable, and aligned with organizational objectives and societal expectations. Removing any one of these pillars weakens the overall integrity of the autonomy framework.

Taken collectively, the framework demonstrates that trustworthy industrial autonomy is not merely the result of developing accurate AI models. Rather, it emerges from the systematic integration of security protections, safety controls, and trust mechanisms across the entire embedded AI architecture. Through this integrated approach, organizations establish the technical, operational, and governance foundations necessary for deploying intelligent systems that can operate reliably, evolve responsibly, and maintain confidence throughout their operational lifecycle.

Table 9.3-D6 identifies the security, safety, and trust objectives associated with individual layers of the embedded AI architecture and illustrates how each discipline contributes to the protection and governance of autonomous systems. Although these functions can be examined individually, their effectiveness ultimately depends on their coordinated interaction within the operational decision process. Security mechanisms must protect the information and computational infrastructure supporting AI reasoning, safety mechanisms must constrain decisions and actions within validated operational boundaries, and trust mechanisms must

provide the transparency and accountability necessary for effective oversight. Figure 9.3-D6 illustrates how these complementary disciplines operate together throughout the embedded decision loop, creating a unified architecture for trustworthy industrial autonomy.

The decisions generated by embedded AI systems are influenced by multiple interconnected processes, including sensing, communication, inference generation, policy evaluation, physical actuation, and operational monitoring. Because errors, attacks, failures, and governance deficiencies may emerge at any point within this process, effective protection cannot be concentrated at a single architectural layer. Instead, security, safety, and trust mechanisms must be integrated throughout the decision pathway so that autonomous behavior remains protected, constrained, transparent, and accountable from data acquisition to physical execution. Figure 9.3-D6 presents an integrated architecture that embeds these protective disciplines directly within the AI decision loop and connects them to continuous lifecycle management.

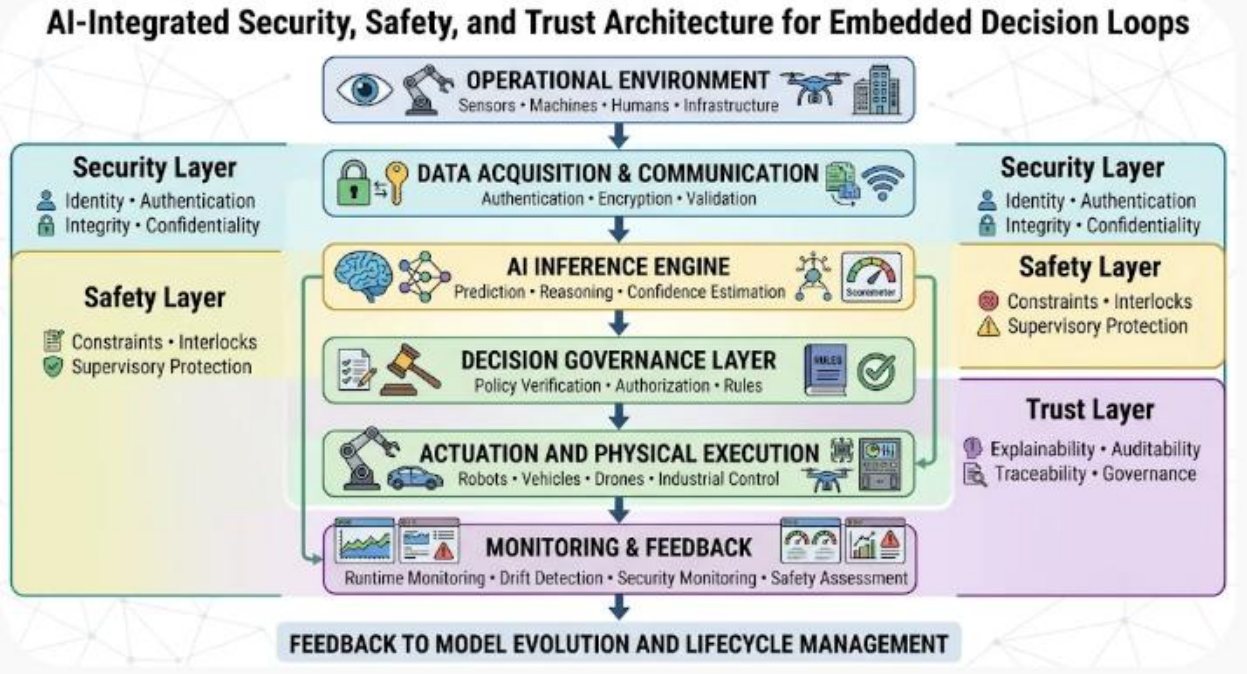

Figure 9.3-D6 – AI-Integrated Security, Safety, and Trust Architecture for Embedded Decision Loops

The figure illustrates how security, safety, and trust architecture are embedded throughout the operational decision pathway of industrial AI systems. Data acquisition, communication, inference generation, decision governance, actuation, monitoring, and lifecycle management are collectively protected through authentication, integrity verification, safety constraints, supervisory controls, explainability mechanisms, auditability functions, and governance processes. Together, these layers establish the technical and organizational foundations required for trustworthy industrial autonomy.

Legend

Figure Component	***Description***
Operational Environment	*Physical environment containing sensors, industrial equipment, human operators, infrastructure assets, and external operational conditions.*
Data Acquisition and Communication	*Collection, validation, transmission, and protection of operational data through authenticated and secure communication mechanisms.*
AI Inference Engine	*Cognitive processing layer responsible for prediction, reasoning, confidence estimation, and recommendation generation.*
Decision Governance Layer	*Control layer enforcing policies, authorization rules, operational constraints, and organizational requirements before execution.*
Actuation and Physical Execution	*Physical implementation of approved decisions through robots, autonomous vehicles, drones, industrial machinery, controllers, and actuators.*
Monitoring and Feedback	*Continuous supervision of operational behavior, drift conditions, cybersecurity events, safety status, and system performance.*
Security Layer	*Cross-cutting protection mechanisms ensuring identity verification, authentication, integrity assurance, confidentiality, and resistance to unauthorized access or tampering.*
Safety Layer	*Protective mechanisms enforcing operational limits, supervisory control, safety constraints, fault management, and graceful degradation.*
Trust Layer	*Mechanisms supporting explainability, auditability, traceability, governance, accountability, and policy-aligned behavior.*
Feedback to Model Evolution and Lifecycle Management	*Connection between runtime observations and continuous improvement processes, including monitoring, drift assessment, retraining, validation, and OTA updates.*

Figure 9.3-D6 presents security, safety, and trust as mutually reinforcing architectural disciplines that collectively govern the behavior of embedded AI systems operating in industrial environments. Rather than functioning as independent controls, these disciplines interact continuously throughout the decision-making process to ensure that autonomous behavior remains reliable, secure, explainable, and compliant with operational requirements.

The architecture begins with the **Operational Environment**, which represents the source of real-world information and the destination of AI-driven actions. Sensors, machines, industrial infrastructure, and human operators generate the observations upon which AI decisions depend. Because industrial AI systems directly influence physical processes, any compromise, error, or unsafe recommendation can have consequences beyond the digital domain. Consequently, every subsequent layer of the architecture must contribute to maintaining operational integrity.

The first operational layer, **Data Acquisition and Communication**, serves as the gateway between the physical environment and the embedded intelligence system. Security mechanisms ensure that incoming information originates from trusted sources and has not been altered during transmission. Safety mechanisms validate that data remain suitable for operational decision-making, while trust mechanisms preserve data provenance and accountability. This layer emphasizes a fundamental principle of autonomous systems: reliable decisions require trustworthy inputs.

The architecture next progresses to the **AI Inference Engine**, which functions as the cognitive core of the system. Predictions, classifications, estimations, and recommendations are generated within this layer. Security mechanisms protect models against tampering and adversarial manipulation. Safety mechanisms evaluate uncertainty and help identify potentially hazardous outputs. Trust mechanisms contribute explainability and transparency by providing insight into how recommendations are generated and the conditions under which they are interpreted. Together, these protections help ensure that intelligence remains both technically reliable and operationally meaningful.

Positioned between inference generation and physical execution is the **Decision Governance Layer**, one of the most significant features of the architecture. The figure appropriately recognizes that AI-generated outputs do not automatically become operational actions. Instead, recommendations are evaluated against authorization policies, operational rules, organizational objectives, and governance requirements before execution occurs. This layer embodies the concept of governed autonomy in which machine intelligence remains subject to structured constraints and oversight.

Once governance requirements have been satisfied, decisions proceed to the **Actuation and Physical Execution** layer. It is here that autonomous recommendations influence robots, vehicles, drones, industrial controllers, and other operational assets. Safety mechanisms are particularly important at this stage because they establish validated operational boundaries, enforce supervisory protections, and support emergency intervention when required. Security controls prevent unauthorized command execution, while trust mechanisms preserve accountability for operational outcomes.

The architecture then transitions into **Monitoring and Feedback**, which provides continuous observation of system behavior after deployment. The inclusion of runtime monitoring, drift detection, security monitoring, and safety assessment reflects the reality that operational assurance extends beyond decision execution. Monitoring mechanisms verify that performance remains acceptable, detect emerging risks, identify changing environmental conditions, and provide evidence for future governance activities.

An especially important aspect of Figure 9.3-D6 is the depiction of the **Security Layer**, **Safety Layer**, and **Trust Layer** as protections that span multiple stages of the decision loop. This design reinforces the principle that these disciplines cannot be confined to isolated architectural components. Security must protect information, models, communications, and infrastructure throughout the system. Safety must constrain behavior from sensing through actuation. Trust must provide transparency, traceability, and accountability across every lifecycle activity.

vi. Why Integrated Security, Safety, and Trust Matter for Industrial Autonomy

The importance of integrating security, safety, and trust increases dramatically as autonomous systems expand beyond isolated devices and become participants in highly interconnected industrial ecosystems. Modern industrial environments increasingly consist of networks of intelligent machines, autonomous vehicles, collaborative robots, aerial inspection platforms, logistics systems, distributed energy resources, edge-computing infrastructures, and cloud-based coordination services. In such environments, autonomous decisions made by one system can influence the behavior, performance, and risk exposure of numerous other systems. As a result, assurance can no longer be viewed as a local concern affecting only an individual device or application. Instead, security, safety, and trust must collectively support the integrity and dependability of an interconnected operational ecosystem.

A vulnerability, failure, or governance deficiency affecting a single AI-enabled component may produce consequences that extend well beyond that component's immediate operating environment. A compromised embedded controller may serve as an entry point into a broader industrial network. An incorrect object-classification result produced by an autonomous vehicle may create hazards for nearby personnel, equipment, or production systems. An improperly validated over-the-air model update may introduce inconsistent behavior across hundreds or thousands of devices operating under similar conditions. Likewise, inadequate transparency or incomplete decision records may prevent organizations from understanding why a disruptive event occurred or whether established operational procedures were followed.

These examples illustrate an important reality: the consequences of autonomous-system failures rarely remain confined to the AI model that generated them. Instead, they frequently propagate across operational, organizational, and computational boundaries. Security, safety, and trust therefore function not merely as protective mechanisms but as foundational enablers of scalable industrial autonomy.

When integrated directly into embedded architectures and operational workflows, these assurance disciplines provide several important benefits.

Protection Against AI-Specific Threats

Embedded AI systems introduce new attack surfaces that extend beyond traditional industrial cybersecurity concerns. Models may be exposed to adversarial inputs, unauthorized modification, model-extraction attacks, data-poisoning attempts, compromised update mechanisms, and inference-environment manipulation.

Integrated assurance mechanisms help protect against these threats through secure boot chains, model-integrity verification, authenticated updates, cryptographic identity management, runtime isolation, anomaly detection, and continuous monitoring. These protections help ensure that AI-driven decisions are generated within trusted computational environments and remain resistant to unauthorized influence.

Preservation of Physical Safety

Safety remains a fundamental requirement in industrial autonomy because AI systems interact directly with physical processes.

Predictive models, autonomous controllers, and optimization engines may provide valuable recommendations or operational actions; however, uncertainty, incomplete information, sensor degradation, and novel operating conditions can affect prediction accuracy. Integrated safety mechanisms ensure that independently validated protections continue to function even when AI outputs become uncertain, degraded, or incorrect.

Through protective controllers, validated constraints, safety interlocks, fallback modes, and graceful-degradation mechanisms, organizations can maintain acceptable levels of operational safety despite uncertainty within AI-driven processes.

Operational Resilience

Industrial environments must continue functioning despite faults, disruptions, and changing operational conditions.

Integrated assurance architectures improve resilience by enabling autonomous systems to maintain approved functionality during partial failures, degraded sensing conditions, communication interruptions, hardware limitations, software faults, or cybersecurity incidents. Rather than failing catastrophically, systems can transition into controlled operating states that preserve essential capabilities while managing operational risk.

This resilience becomes increasingly important as organizations depend more heavily on distributed autonomous systems operating across multiple facilities, geographic regions, and computational layers.

Transparent and Explainable Decision-Making

As autonomous systems assume greater operational authority, stakeholders require greater insight into how decisions are produced.

Integrated trust mechanisms provide structured evidence regarding observations, model outputs, confidence estimates, applied constraints, policy evaluations, safety interventions, and

resulting actions. This information allows operators, engineers, supervisors, auditors, and regulators to understand how specific outcomes were reached and whether those outcomes were consistent with organizational expectations.

Transparency supports not only accountability but also system improvement, troubleshooting, incident investigation, and continuous learning.

Governance Consistency Across Operational Domains

Industrial enterprises frequently operate across multiple facilities, asset types, operational domains, and regulatory environments.

Integrated governance mechanisms help ensure that autonomous decisions remain aligned with approved policies, organizational objectives, operational procedures, regulatory obligations, and established autonomy boundaries. This alignment prevents the emergence of inconsistent local behavior that may conflict with enterprise-level requirements.

Governance therefore serves as the coordinating framework linking autonomous decision-making with organizational accountability.

Lifecycle Accountability and Traceability

Autonomous systems evolve continuously through updates, retraining, configuration modifications, and model refinements.

Integrated trust architectures maintain traceable records documenting model versions, deployment approvals, configuration changes, policy revisions, operational events, safety interventions, audit results, and governance decisions. These records provide organizations with the ability to reconstruct operational histories and evaluate how autonomous systems evolved over time.

Lifecycle traceability is particularly important in highly regulated environments and safety-critical industries where accountability extends throughout the entire operational lifespan of the system.

Scalable Industrial Deployment

A particular challenge facing industrial AI is achieving consistency across highly heterogeneous computing environments.

Modern deployments often involve embedded processors, industrial controllers, robots, drones, gateways, edge servers, and cloud platforms, each possessing different computational capabilities and operational responsibilities. Integrated assurance architectures establish

common protection, governance, safety, and accountability principles that can be applied consistently across these diverse environments.

This consistency enables autonomy to scale while maintaining dependable operational behavior.

Supporting Long-Term Organizational Confidence

Perhaps the most significant benefit of integrated assurance is its contribution to sustained organizational confidence.

Industrial organizations must maintain confidence not only in the technical capabilities of autonomous systems but also in the operational processes through which those systems are deployed, managed, governed, and updated. Trustworthy autonomy emerges when stakeholders consistently observe secure operation, safe behavior, explainable decisions, effective governance, and responsible lifecycle management.

Over time, this confidence becomes a critical enabler of broader adoption and increased levels of operational autonomy.

Ultimately, industrial autonomy can scale responsibly only when increasing intelligence is accompanied by corresponding improvements in protection, operational control, explainability, accountability, and governance. The future of industrial AI depends not merely on developing more capable models but on ensuring that those models operate within architectures designed to preserve security, enforce safety, maintain trust, and support organizational oversight. As autonomy expands, assurance must evolve at the same pace as intelligence.

The preceding discussion demonstrated that security, safety, and trust provide the foundational assurance framework required for dependable industrial autonomy. These mechanisms establish the guardrails within which autonomous systems can learn, adapt, coordinate, and evolve while remaining aligned with operational requirements and governance expectations. However, assurance alone does not determine the future trajectory of industrial AI. As operational environments become more dynamic, workloads more variable, and autonomous systems more interconnected, the computational architectures supporting these systems must also evolve beyond static deployment models and fixed execution strategies.

Traditional embedded AI architectures were often designed around predetermined computational assumptions, relatively stable operating environments, and narrowly defined application requirements. Emerging industrial environments present a very different challenge. AI systems increasingly operate across heterogeneous hardware platforms, interact with changing physical conditions, coordinate with distributed autonomous agents, and execute increasingly sophisticated models under strict constraints involving latency, energy

consumption, thermal limits, bandwidth availability, and operational reliability. These conditions demand architectures capable not only of executing AI workloads but also of adapting themselves to changing circumstances in real time.

At the same time, advances in specialized AI accelerators, neuromorphic computing, reconfigurable hardware, near-memory processing, edge orchestration frameworks, and hardware–software co-optimization are creating new opportunities to rethink how intelligence is deployed throughout industrial systems. Future architectures may dynamically redistribute workloads across devices, reconfigure computational resources in response to changing demands, adapt model characteristics during operation, and autonomously coordinate distributed intelligence without requiring continuous cloud intervention.

These developments suggest an important shift in perspective. Rather than viewing embedded AI systems as fixed computing platforms executing predetermined models, future industrial systems can be understood as adaptive computational ecosystems capable of continuously optimizing their own execution strategies while preserving the security, safety, and trust foundations established throughout this chapter. Such architectures promise greater scalability, resilience, efficiency, and autonomy while enabling AI capabilities to operate closer to real-time physical processes.

This progression leads naturally to **Future AI Directions: Adaptive Architectures, Self-Configuring Edge Intelligence, and Co-Designed Hardware–AI Stacks**. The following discussion explores how emerging architectural innovations are reshaping the design of industrial AI systems through adaptive resource allocation, decentralized intelligence, autonomous edge coordination, and integrated hardware–AI optimization, creating the foundation for the next generation of scalable, efficient, and intelligent industrial autonomy.

e. Future AI Directions: Adaptive Architectures, Self-Configuring Edge Intelligence, and Co-Designed Hardware–AI Stacks

Embedded AI is entering a new phase in which architectures are no longer necessarily static, manually configured, or optimized only at deployment time. As industrial autonomy expands across interconnected machines, autonomous vehicles, aerial systems, production facilities, and distributed infrastructure, embedded intelligence must increasingly adapt to changing workloads, environmental conditions, hardware capabilities, and operational constraints.

Future embedded AI architectures will therefore evolve toward three complementary directions: **adaptive cognitive architectures**, **self-configuring edge intelligence**, and **co-designed hardware–AI stacks**. Together, these developments will transform embedded intelligence from a collection of predefined inference pipelines into a context-responsive computing ecosystem capable of adjusting its behavior while remaining within validated operational and safety boundaries.

The preceding discussion suggests that the future of embedded AI will be defined not by larger models alone, but by architectures that can continuously adapt to changing operational conditions while maintaining efficiency, predictability, and governance compliance. Adaptive cognitive architectures, self-configuring edge intelligence, and hardware–AI co-design each address different aspects of this challenge. Adaptive architectures focus on modifying computational behavior in response to context, self-configuring intelligence optimizes runtime resource utilization, and hardware-aware design aligns cognitive workloads with specialized computing platforms. Collectively, these developments represent a transition from static embedded inference systems toward intelligent computing ecosystems capable of controlled self-optimization. Table 9.3-E summarizes the principal future directions shaping this evolution and highlights their objectives, enabling technologies, benefits, and governance considerations.

Table 9.3-E – Future Directions in Embedded AI: Adaptive, Self-Configuring, and Hardware-Aware Intelligent Systems presents a forward-looking framework describing the major technological developments expected to influence the next generation of embedded AI platforms. The table organizes emerging capabilities according to their architectural objectives, operational functions, enabling technologies, anticipated benefits, and implementation challenges. Rather than viewing adaptation, optimization, and hardware acceleration as independent trends, the framework illustrates how these innovations are converging to create embedded intelligence systems that are increasingly responsive to environmental conditions, resource availability, and operational requirements.

Table 9.3-E – Future Directions in Embedded AI: Adaptive, Self-Configuring, and Hardware-Aware Intelligent Systems

Architectural Direction	Primary Objective	Core Capabilities	Enabling Technologies	Primary Benefits	Key Constraints and Governance Requirements
Adaptive Cognitive Architectures	Dynamically match AI behavior to operating context	Dynamic model selection, adaptive precision, execution-path reconfiguration, workload migration	Context-aware AI, model switching frameworks, dynamic inference engines	Improved flexibility and operational efficiency	Validated configuration sets, bounded adaptation policies
Context-Aware Workload Allocation	Optimize execution location and resource utilization	Workload migration among device, gateway, edge, and cloud resources	Edge orchestration platforms, network-aware scheduling	Reduced latency and improved resource efficiency	Communication reliability, compatibility management
Adaptive Perception and Sensing	Adjust sensing effort according to uncertainty and operational risk	Dynamic sensor management, adaptive sampling, selective perception	Sensor-fusion systems, uncertainty estimation methods	Improved energy efficiency and perception quality	Safety-constrained sensing policies
Self-Configuring Edge Intelligence	Automate runtime optimization	Adaptive scheduling, resource management,	Runtime optimization engines, telemetry analytics	Reduced operational management burden	Human oversight and approved policy boundaries

		policy-based reconfiguration			
Fleet-Informed Optimization	Learn from distributed deployments	Shared configuration intelligence, fleet-wide adaptation strategies	Federated learning, distributed analytics	Enterprise-scale learning and optimization	Privacy, validation, and governance controls
Predictive Configuration Management	Anticipate future resource demands	Forecasting processor load, network conditions, energy consumption, thermal behavior	Predictive analytics, digital twins	Improved resilience and efficiency	Prediction uncertainty management
Hardware-AI Co-Design	Jointly optimize cognition and execution hardware	Hardware-aware model design, compiler optimization, accelerator mapping	NPUs, DSPs, embedded GPUs, AI compilers	Improved performance and efficiency	Platform-specific engineering requirements
Advanced Memory Architectures	Reduce data movement and memory bottlenecks	High-bandwidth memory, intelligent caching, optimized data pathways	Memory-hierarchy optimization, near-memory processing	Reduced energy consumption and latency	Capacity and platform constraints
Specialized AI Accelerators	Accelerate domain-specific workloads	Vision acceleration, sensor-fusion processing, autonomous-	NPUs, FPGAs, application-specific accelerators	Higher computational efficiency	Compatibility and portability challenges

		navigation acceleration			
Controlled Self-Optimization	Enable adaptive behavior without unrestricted autonomy	Policy-guided adaptation, runtime verification, rollback mechanisms	Governance engines, runtime validation systems	Continuous adaptation with operational assurance	Safety, security, and accountability requirements

Table 9.3-E illustrates a significant architectural shift occurring within embedded AI systems. Historically, embedded intelligence has often been built around predefined models, fixed execution pathways, and static deployment configurations established during development. While such approaches remain effective for many applications, they become increasingly difficult to sustain as industrial environments grow more complex, heterogeneous, and dynamic. The framework presented in the table demonstrates how future embedded AI systems are evolving toward greater adaptability, autonomy, and hardware-awareness while remaining subject to governance and operational constraints.

The first major direction represented in the framework is **adaptive cognitive architectures**. These capabilities focus on enabling AI systems to adjust computational behavior according to operating context rather than relying on a single static execution strategy. Dynamic model selection, adaptive precision management, workload migration, and context-aware inference pathways allow systems to balance performance, responsiveness, resource consumption, and mission requirements. The significance of this direction lies in its recognition that optimal computational behavior depends upon current operating conditions rather than a single predetermined configuration. Consequently, adaptation becomes a fundamental architectural capability rather than a special-purpose optimization technique.

Closely related to adaptive cognition is the concept of **context-aware workload allocation**, which expands adaptation beyond individual models to encompass the broader computational ecosystem. Modern industrial AI systems increasingly operate across distributed infrastructures spanning embedded devices, gateways, edge servers, and cloud platforms. Workload allocation mechanisms determine where specific computations occur based on latency requirements, available resources, communication conditions, and operational priorities. This capability supports more efficient utilization of distributed computing resources while enabling applications to maintain performance under changing conditions.

The framework next highlights **adaptive perception and sensing**, which introduces adaptability at the level of data acquisition itself. Traditional sensing strategies often operate at fixed sampling rates and processing frequencies regardless of operational context. Future systems are expected to adjust sensing intensity, inference frequency, and data-acquisition strategies dynamically according to environmental uncertainty, system health, risk conditions, and mission requirements. Such capabilities improve computational efficiency while preserving the information needed for safe and effective operation.

A second major architectural direction involves **self-configuring edge intelligence**. Rather than relying exclusively on human operators to optimize runtime behavior, future systems increasingly automate aspects of configuration management. Adaptive scheduling, workload orchestration, sensor-duty-cycle management, predictive configuration control, and resource-aware optimization allow edge systems to adjust their operation in response to observed conditions. Importantly, the framework emphasizes that such adaptation remains policy-governed rather than unconstrained. Self-configuration therefore represents managed autonomy rather than unrestricted self-modification.

Another noteworthy capability is **fleet-informed optimization**, which extends adaptation beyond individual devices. By aggregating operational observations from many deployments, organizations can identify broader performance patterns and refine configuration strategies through shared learning. This capability transforms isolated devices into contributors to enterprise-wide intelligence and enables improvements to be derived from collective operational experience rather than solely from local observations.

The framework also recognizes the growing importance of **predictive configuration management**. Rather than reacting only after resource constraints emerge, future embedded AI systems are expected to anticipate changes in processor utilization, thermal conditions, network availability, battery status, and workload demands. Predictive adaptation allows intelligent systems to prepare for changing conditions before operational performance is affected, thereby improving resilience and efficiency.

The third major technological direction involves **hardware–AI co-design**, which represents a more fundamental integration of cognition and computation. Traditional deployment models often begin with AI algorithms and subsequently adapt them to available hardware. In contrast, co-designed architectures engineer models, compilers, runtime systems, memory structures, and processing hardware together as a unified platform. Specialized processing resources such as NPUs, DSPs, embedded GPUs, and domain-specific accelerators enable AI workloads to execute more efficiently than would be possible on general-purpose architectures alone.

The framework further identifies **advanced memory architectures** and **specialized AI accelerators** as critical components of future embedded intelligence. These technologies address increasingly important challenges associated with data movement, memory bandwidth, latency, and energy consumption. As AI workloads continue to grow in complexity, computational efficiency depends as much on memory-system design and workload placement as on raw processing capability.

Perhaps the most significant concept presented in the table is **controlled self-optimization**. This concept serves as the convergence point for all three architectural directions. Adaptive cognition determines how intelligence responds to changing contexts. Self-configuring edge systems determine how computational resources are managed. Hardware–AI co-design determines how cognition is efficiently executed. Together, these capabilities create systems capable of optimizing their operation continuously. However, the framework consistently emphasizes that optimization must occur within validated operational boundaries, approved policy constraints, and established governance mechanisms. The objective is therefore not unrestricted autonomy but carefully managed adaptation.

An important theme emerging from the table is the growing role of governance. Nearly every future capability introduces new opportunities for optimization and adaptation, but also introduces new risks related to predictability, safety assurance, compatibility management, security, and operational accountability. As a result, future embedded AI architectures will require increasingly sophisticated governance frameworks capable of validating adaptation policies, constraining runtime behavior, supervising autonomous optimization decisions, and maintaining traceability across highly dynamic systems.

Taken collectively, Table 9.3-E suggests that the future of embedded AI lies in the convergence of adaptive cognition, autonomous runtime optimization, and hardware-aware execution. These technologies collectively move embedded intelligence toward systems that can continuously adjust computational strategies, resource utilization, sensing behaviors, and execution pathways according to evolving operational conditions. At the same time, the framework reinforces an equally important principle: successful future architectures must balance flexibility with control, enabling adaptation while preserving predictability, safety, security, and accountability. In this sense, the next generation of embedded AI can be understood not as self-modifying intelligence, but as **controlled, context-aware, and hardware-optimized autonomy operating within validated governance boundaries**.

Table 9.3-E identifies the major technological directions expected to shape future generations of embedded AI systems and highlights the capabilities, benefits, and governance requirements associated with each. Although these developments can be examined as distinct architectural

trends, their long-term significance emerges through their integration into a unified adaptive-computing ecosystem. Future embedded AI platforms will not rely solely on more powerful models or faster processors. Instead, they will combine context-aware cognitive adaptation, autonomous runtime optimization, and hardware-aware execution strategies to continuously respond to changing operational conditions. Figure 9.3-E illustrates this integrated perspective by depicting how adaptive architectures, self-configuring intelligence, and co-designed hardware–AI stacks collectively contribute to controlled self-optimization and trustworthy embedded autonomy.

The next generation of embedded AI systems will operate in environments characterized by increasing complexity, scale, and variability. Industrial robots, autonomous vehicles, intelligent sensing platforms, and distributed edge infrastructures must routinely adapt to changing workloads, evolving environmental conditions, fluctuating resource availability, and diverse operational objectives. Achieving such adaptability requires more than incremental improvements in model accuracy or computational performance. It demands architectural mechanisms that enable systems to adjust cognitive behavior, optimize computational resources, and exploit specialized hardware platforms while remaining subject to validated operational constraints. Figure 9.3-E presents a conceptual architecture for this emerging ecosystem, illustrating how adaptive cognition, self-configuring intelligence, and hardware-aware computing converge to support future embedded autonomy.

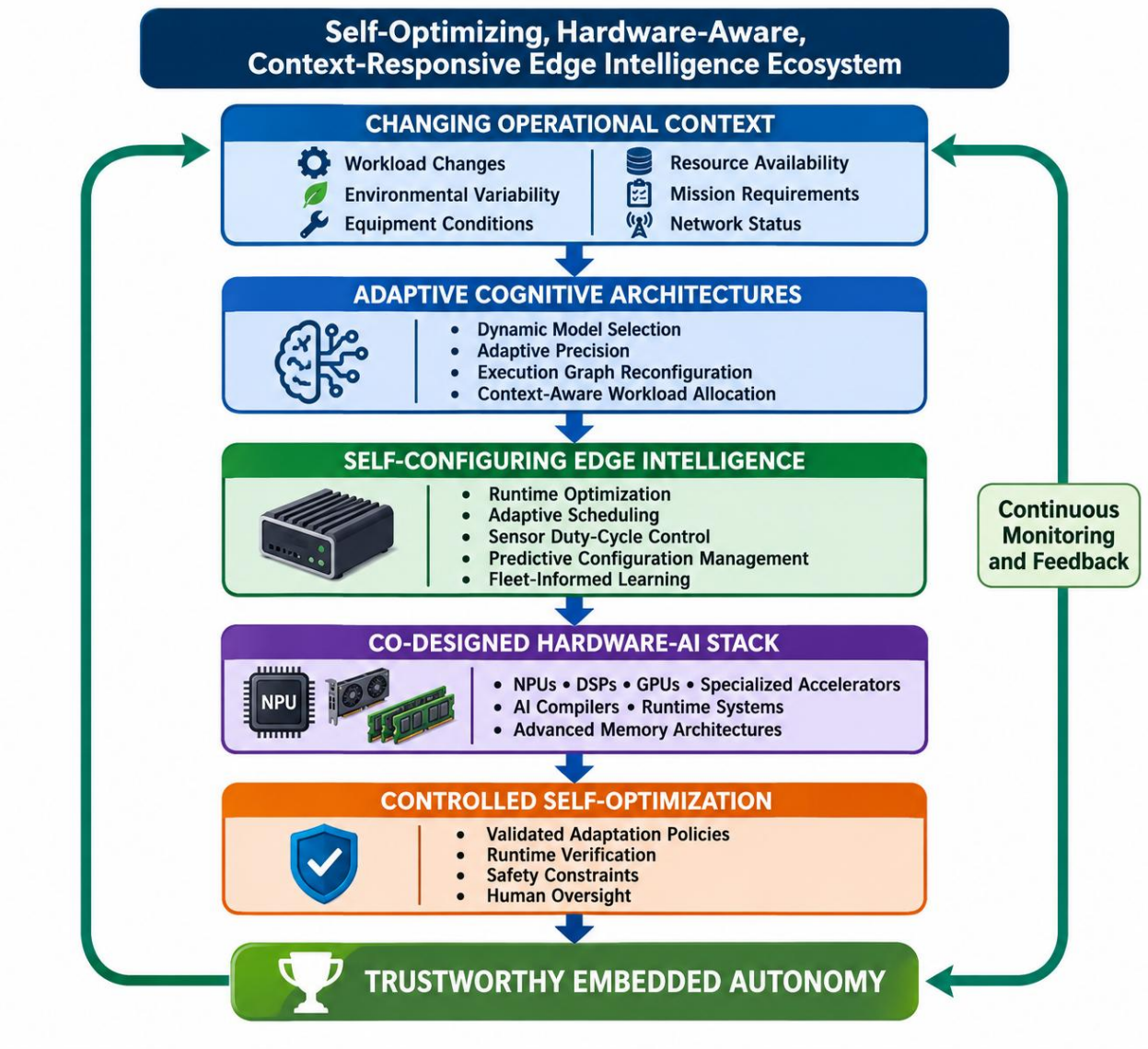

Figure 9.3-E – Self-Optimizing, Hardware-Aware, Context-Responsive Edge Intelligence Ecosystem

The figure illustrates an integrated future architecture for embedded AI systems in which changing operational conditions continuously influence cognitive adaptation, runtime optimization, and hardware-aware execution. Adaptive cognitive architectures dynamically adjust inference strategies and computational pathways, self-configuring edge intelligence optimizes runtime behavior and resource utilization, and co-designed hardware–AI platforms provide efficient execution through specialized processing resources. Governance mechanisms, runtime verification, safety constraints, and human oversight collectively enforce controlled self-optimization, enabling embedded AI systems to adapt while preserving operational predictability, accountability, and trustworthiness.

Legend

Figure Component	***Description***
Changing Operational Context	*Dynamic environmental and operational factors influencing system behavior, including workload fluctuations, environmental variability, equipment conditions, resource availability, mission requirements, and network status.*
Adaptive Cognitive Architectures	*Cognitive adaptation layer responsible for selecting model configurations, adjusting computational precision, reconfiguring execution pathways, and allocating workloads according to current operational conditions.*
Dynamic Model Selection	*Capability to switch among validated models with different accuracy, complexity, and resource requirements.*
Adaptive Precision	*Adjustment of numerical precision and computational representations to balance efficiency and inference quality.*
Execution Graph Reconfiguration	*Dynamic selection of approved computational pathways and processing strategies.*
Context-Aware Workload Allocation	*Distribution of inference tasks across devices, gateways, edge systems, and cloud resources according to operational constraints.*
Self-Configuring Edge Intelligence	*Runtime optimization layer responsible for adapting scheduling, sensing behavior, computational allocation, and configuration management.*
Runtime Optimization	*Continuous adjustment of operational parameters to improve performance and efficiency.*
Adaptive Scheduling	*Dynamic management of inference timing, computational resources, and task priorities.*
Sensor Duty-Cycle Control	*Adjustment of sensing frequency and activation schedules according to operational needs.*

Predictive Configuration Management	*Anticipation of resource limitations and environmental changes before performance degradation occurs.*
Fleet-Informed Learning	*Use of distributed operational knowledge to improve configuration strategies across multiple deployments.*
Co-Designed Hardware–AI Stack	*Integrated computational platform in which models, compilers, runtimes, memory systems, and processing hardware are engineered together.*
NPU, DSP, GPU, and Specialized Accelerators	*Dedicated processing components optimized for AI workloads, signal processing, perception, and autonomous decision-making.*
AI Compilers and Runtime Systems	*Software components responsible for mapping workloads onto appropriate hardware resources.*
Advanced Memory Architectures	*Memory systems designed to improve throughput, reduce latency, and reduce energy consumption associated with data movement.*
Controlled Self-Optimization	*Governance layer constraining adaptation through approved policies, verification mechanisms, safety requirements, and operational oversight.*
Validated Adaptation Policies	*Approved rules governing allowable adaptation strategies and operating modes.*
Runtime Verification	*Continuous assessment of adaptation decisions before and during execution.*
Safety Constraints	*Operational limits preventing adaptation from compromising system safety.*
Human Oversight	*Supervisory control and intervention mechanisms maintaining accountability.*
Trustworthy Embedded Autonomy	*Resulting autonomous capability characterized by adaptability, efficiency, reliability, predictability, and governance compliance.*

Continuous Monitoring and Feedback	*Closed-loop mechanism supplying operational information that guides future adaptation and optimization activities.*

Figure 9.3-E presents a vision of future embedded AI systems as continuously adaptive computational ecosystems rather than statically configured inference platforms. The architecture illustrates how multiple layers of adaptation interact to enable intelligent systems to respond to changing environmental conditions, operational requirements, and resource constraints while preserving governance, safety, and accountability.

The lifecycle begins with the **Changing Operational Context**, which serves as the primary driver of adaptation. Industrial environments constantly evolve due to changing workloads, environmental variability, equipment conditions, resource availability, mission objectives, and network characteristics. The figure emphasizes that future AI systems must recognize and respond to these variations rather than assuming that a single computational configuration will remain optimal under all circumstances.

In response to these changing conditions, the architecture employs **Adaptive Cognitive Architectures**, which represent the first layer of adaptation. This layer enables systems to adjust how intelligence itself is executed. Dynamic model selection allows systems to choose among validated models with different computational requirements and performance characteristics. Adaptive precision mechanisms balance resource consumption against inference accuracy, while execution-graph reconfiguration enables alternative computational pathways to be selected according to system needs. Together, these capabilities transform cognition into a flexible and context-dependent process.

The next layer, **Self-Configuring Edge Intelligence**, extends adaptation from cognition to runtime operations. Rather than requiring manual optimization of every deployment, future systems continuously evaluate their operating conditions and adjust configurations accordingly. Adaptive scheduling, runtime optimization, predictive configuration management, and intelligent sensing controls allow computational resources to be utilized more efficiently. Fleet-informed learning further enhances this process by incorporating operational experiences gathered across multiple devices and facilities, enabling adaptation strategies to benefit from collective organizational knowledge.

Beneath the runtime-optimization layer lies the **Co-Designed Hardware–AI Stack**, which provides the computational foundation for efficient adaptation. The figure appropriately highlights specialized processing technologies such as NPUs, DSPs, GPUs, and domain-specific accelerators. Equally important are AI compilers, runtime systems, and advanced memory

architectures that enable workloads to be mapped efficiently onto available hardware resources. This layer reinforces the concept that future embedded intelligence will depend not only on better algorithms but also on closer integration between cognition and computation.

A particularly important feature of the figure is the inclusion of **Controlled Self-Optimization** as a separate architectural layer. This component distinguishes the proposed ecosystem from uncontrolled self-modifying systems. All adaptation activities remain governed by validated policies, runtime-verification mechanisms, safety constraints, and human oversight functions. Consequently, the objective is not unrestricted autonomy but carefully managed adaptation operating within approved boundaries. This distinction reflects a fundamental principle of industrial AI engineering: optimization must always remain subordinate to safety, reliability, and governance requirements.

The architecture culminates in **Trustworthy Embedded Autonomy**, which represents the ultimate objective of future embedded AI systems. Trustworthiness emerges not merely from superior model performance but from the coordinated interaction of adaptation, optimization, hardware efficiency, governance controls, and continuous monitoring. As a result, autonomy becomes both adaptive and accountable.

The presence of **Continuous Monitoring and Feedback** completes the adaptive loop. Runtime observations inform future adaptation decisions, enabling systems to respond to changing conditions while maintaining awareness of their own performance, resource usage, and operational status. This feedback pathway closely parallels the lifecycle-management principles discussed earlier in the chapter and demonstrates that future embedded AI will likely integrate adaptation, monitoring, optimization, and governance into a unified operational framework.

Taken as a whole, Figure 9.3-E illustrates the convergence of three major technological trajectories: adaptive cognition, autonomous runtime optimization, and hardware-aware execution. Their integration points toward an emerging class of embedded AI systems capable of adjusting computational behavior dynamically while remaining bounded by validated operational policies and governance mechanisms. The figure therefore encapsulates the central theme of this section: the future of embedded AI lies not in unrestricted self-modification but in **controlled self-optimization**, where adaptability, efficiency, safety, and accountability evolve together within a continuously monitored and governed intelligent ecosystem.

i. Adaptive Architectures: Context-Responsive Cognitive Reconfiguration

Traditional embedded AI systems are typically designed around a predetermined operating model. During development, engineers select model architectures, inference pathways, precision levels, sensing configurations, scheduling policies, and resource-allocation strategies based on anticipated operating conditions. Once deployed, these configurations often remain largely fixed, except for periodic updates. Although such approaches provide predictability and simplify validation, they assume that the operating environment, computational resources, and workload characteristics remain reasonably consistent over time.

Modern industrial environments increasingly challenge this assumption. Autonomous vehicles may encounter rapidly changing traffic patterns, weather conditions, and communication constraints. Industrial robots may experience varying workloads, different product configurations, and fluctuating resource availability. Drones may move between communication-rich and communication-limited environments while performing inspection tasks. Energy-management systems may encounter significant variations in demand, renewable generation, and available computing resources. Under these conditions, a static computational architecture may be suboptimal, inefficient, or even operationally restrictive.

Adaptive AI architectures address this limitation by enabling intelligent systems to modify selected aspects of their computational behavior according to current operational conditions. Rather than assuming that a single computational configuration is optimal for every scenario, adaptive architectures recognize that different operating conditions may require different balances among accuracy, responsiveness, energy efficiency, resource utilization, and computational complexity.

In this context, adaptation refers not to unrestricted modification of AI models or autonomous self-programming, but to the controlled selection and activation of previously validated configurations, execution pathways, resource allocations, and computational strategies. The system adapts by choosing among approved alternatives in response to changing conditions while remaining within established operational boundaries.

Important adaptation mechanisms include:

❖ **Dynamic Model Selection**

Different AI models often offer different tradeoffs among computational cost, latency, memory consumption, and predictive accuracy. Adaptive architectures can dynamically select among validated models according to operational requirements and available resources.

For example, an autonomous vehicle operating under routine conditions may employ a lightweight perception pipeline designed to minimize power consumption. When environmental complexity increases, available resources permit, or mission criticality changes, the system may transition to a more sophisticated perception model capable of achieving higher analytical fidelity.

This approach allows AI systems to adjust cognitive capability according to situational requirements rather than maintaining maximum computational intensity at all times.

❖ **Adaptive Computational Precision**

Many AI workloads can operate using multiple numerical formats and precision levels.

Adaptive architectures may dynamically adjust:

- Floating-point precision
- Quantization levels
- Model compression modes
- Approximation strategies
- Accelerator execution modes

These adjustments allow the system to optimize resource consumption while preserving acceptable performance levels. During routine operation, lower-precision execution may reduce energy consumption and latency. Under conditions requiring heightened analytical confidence, higher-precision computation may be activated.

The ability to balance computational fidelity against operational constraints is particularly valuable in battery-powered and thermally constrained environments.

❖ **Dynamic Operator and Execution-Graph Reconfiguration**

Modern AI applications frequently consist of multiple computational stages arranged within larger execution graphs.

Adaptive architectures can selectively activate, deactivate, reorder, or replace approved processing components according to operational needs. Different operator implementations may be executed on different hardware accelerators, while alternative execution paths may be selected according to current resource availability.

This form of reconfiguration allows the architecture to maintain functionality despite changes in processing load, communication availability, or hardware performance.

❖ **Context-Aware Workload Allocation**

Not every inference task must execute on the same computational resource.

Adaptive architectures can distribute workloads among:

- Embedded processors
- NPUs
- DSPs
- Industrial gateways
- Edge servers
- Cloud platforms

The selection depends on factors such as:

- Available bandwidth
- Communication latency
- Energy availability
- Processor utilization
- Thermal constraints
- Reliability requirements

This flexibility enables systems to exploit distributed computational resources while maintaining operational continuity.

❖ **Adaptive Perception and Sensing**

Perception requirements often vary according to operational context.

During routine operation, systems may reduce sensing frequency, feature extraction complexity, or analytical intensity to conserve resources. When uncertainty increases or abnormal conditions are detected, perception systems can increase observation frequency, activate additional sensing modalities, or perform more sophisticated analyses.

An industrial robot operating in a stable environment may reduce environmental scanning frequency, while the same system may increase monitoring intensity when unexpected motion, abnormal vibration, or nearby personnel are detected.

The preceding discussion demonstrated that adaptive architectures enable embedded AI systems to move beyond static computational configurations and respond intelligently to changing operational conditions. Rather than relying on a single fixed combination of models, execution pathways, sensing strategies, and resource-allocation policies, adaptive systems can select among multiple validated alternatives according to current workloads, environmental conditions, performance objectives, and resource constraints. This capability allows autonomous systems to balance competing requirements involving inference accuracy, responsiveness, energy consumption, thermal limits, communication availability, and mission objectives. Because adaptation may occur across several dimensions simultaneously, it is useful to examine the major adaptation mechanisms in a structured manner. Table 9.3-E1 summarizes the principal forms of context-responsive cognitive reconfiguration, the conditions that trigger adaptation, the corresponding system responses, and the governance controls that ensure adaptive behavior remains predictable, validated, and operationally safe.

Table 9.3-E1. Adaptive Mechanisms for Context-Responsive Cognitive Reconfiguration presents the primary adaptation mechanisms expected to support future generations of embedded and edge-based AI systems. The table identifies the operational conditions that trigger adaptation, the types of reconfiguration responses available to the system, the optimization objectives associated with those responses, and the governance constraints that regulate adaptive behavior. Collectively, these mechanisms enable AI systems to adjust computational behavior according to changing environmental, operational, and resource conditions while remaining within approved performance, safety, and governance boundaries. The table illustrates that adaptation is not a single capability but a coordinated set of architectural strategies that collectively support intelligent runtime optimization.

Table 9.3-E1 – Adaptive Mechanisms for Context-Responsive Cognitive Reconfiguration

Adaptive Mechanism	Trigger Conditions	Adaptive Response	Optimization Objective	Governance Constraints
Dynamic Model Selection	Resource changes, mission requirements, environmental complexity	Switch among validated models with different computational profiles	Balance accuracy and resource utilization	Approved model sets only

Adaptive Computational Precision	Battery constraints, thermal limits, latency requirements	Adjust precision levels, quantization schemes, or execution modes	Improve efficiency while preserving acceptable accuracy	Prevalidated precision modes
Execution-Graph Reconfiguration	Processing load variations, hardware availability, communication conditions	Activate alternative operator pathways or execution sequences	Maintain functionality and responsiveness	Approved execution graphs
Context-Aware Workload Allocation	Network availability, bandwidth changes, processor utilization	Redistribute workloads among embedded, edge, and cloud resources	Optimize latency, energy, and resource efficiency	Authorized workload-placement policies
Adaptive Perception and Sensing	Environmental uncertainty, anomaly detection, elevated risk conditions	Modify sensing rates, activate sensors, increase analytical intensity	Improve situational awareness when needed	Validated sensing policies
Resource-Constrained Degradation	Energy depletion, thermal limits, reduced compute availability	Transition to lower-complexity operating modes	Preserve essential capabilities	Minimum operational-performance requirements
Network-Aware Adaptation	Communication loss, congestion, latency increases	Shift cloud functions to local execution	Maintain operational continuity	Authorized fallback configurations
Sensor-Reliability Adaptation	Sensor degradation, signal anomalies,	Increase reliance on alternative	Maintain perception quality	Approved sensor-fusion strategies

	partial sensor failures	sensing modalities		
Runtime Verification	Configuration changes, adaptation events	Validate proposed operating configuration before activation	Preserve predictable behavior	Verification and approval policies
Recovery and Rollback Management	Invalid adaptation, degraded performance, detected instability	Restore previously validated operating state	Maintain operational assurance	Controlled rollback procedures

Source: *Adapted from adaptive computing architectures, runtime AI orchestration systems, resource-aware embedded AI frameworks, edge–cloud workload-management research, and industrial autonomy architectures.*

Understanding Adaptive Architectures

Table 9.3-E1 illustrates how adaptive architectures transform embedded AI systems from fixed computational platforms into context-responsive cognitive systems capable of adjusting their behavior according to changing operating conditions.

A central theme represented throughout the table is that adaptation is not synonymous with unrestricted self-modification. Instead, adaptation involves selecting among previously validated operating modes, computational strategies, and resource-allocation policies. The objective is to improve operational effectiveness while preserving predictability, safety, and governance compliance.

Dynamic Model Selection

The first adaptation mechanism identified in the table is **Dynamic Model Selection**.

Different AI models often provide different tradeoffs among accuracy, latency, memory utilization, and computational complexity. Under favorable operating conditions, a system may activate more sophisticated models capable of delivering higher analytical fidelity. When resources become constrained, the same system may transition to lighter-weight models that preserve essential functionality while reducing computational demand.

The optimization objective is therefore to balance model performance against available resources and operational priorities.

Importantly, adaptation is limited to approved model configurations that have undergone validation before deployment.

Adaptive Computational Precision

The table identifies **Adaptive Computational Precision** as another important mechanism.

Many AI workloads support multiple numerical representations, quantization schemes, and execution modes. By adjusting these characteristics dynamically, systems can improve energy efficiency, reduce memory consumption, and lower computational overhead when circumstances permit.

Conversely, situations involving elevated uncertainty, increased mission criticality, or stricter analytical requirements may justify higher-precision execution modes.

Adaptive precision therefore provides a mechanism for balancing computational fidelity against operational constraints.

Execution-Graph Reconfiguration

Modern AI applications frequently consist of multiple processing stages and interconnected computational operators.

The **Execution-Graph Reconfiguration** mechanism enables systems to modify how these components are organized and executed. Alternative operators, processing pathways, or execution strategies may be activated according to workload intensity, available hardware resources, or communication conditions.

This capability allows systems to sustain functionality despite changing operational demands while preserving continuity of service.

Because execution pathways influence both performance and timing behavior, approved execution graphs and validation procedures play a critical role in maintaining system stability.

Context-Aware Workload Allocation

The table also highlights **Context-Aware Workload Allocation**.

Distributed AI systems increasingly possess access to multiple computational resources, including embedded processors, accelerators, gateways, edge servers, and cloud platforms. Adaptation can therefore involve deciding where computational tasks execute.

Factors influencing workload allocation include:

- Network latency

- Available bandwidth
- Energy reserves
- Processor utilization
- Thermal conditions
- Reliability requirements

By selecting appropriate execution locations, adaptive systems can optimize responsiveness and resource utilization while maintaining operational continuity.

Adaptive Perception and Sensing

Perception requirements are rarely constant.

The **Adaptive Perception and Sensing** mechanism allows systems to adjust observation intensity according to operational conditions. During routine operation, sensing frequencies and analytical workloads may be reduced to conserve resources. When uncertainty increases or anomalies are detected, sensing intensity can be increased to improve situational awareness.

This capability allows systems to allocate computational resources where they are most valuable while preserving awareness of changing environmental conditions.

Resource-Constrained Degradation

An important concept represented in the table is **Resource-Constrained Degradation**.

Operational environments frequently impose limitations involving energy availability, thermal capacity, communication resources, or processing capability. Rather than failing when resources become constrained, adaptive systems can transition into reduced-complexity operating modes that preserve essential functionality.

This form of adaptation prioritizes mission continuity while acknowledging the realities of finite computational resources.

The goal is graceful degradation rather than abrupt capability loss.

Network-Aware Adaptation

The table identifies **Network-Aware Adaptation** as a critical capability for distributed systems.

Communication reliability often varies according to location, interference conditions, infrastructure availability, or operational disruptions. Adaptive architectures can respond by relocating functionality between cloud, edge, and local processing environments.

For example, applications that normally rely on cloud resources may transition to locally validated inference modes when communication quality declines.

Such adaptation helps ensure continuity despite network disruptions.

Sensor-Reliability Adaptation

Another important mechanism involves adaptation to sensing quality.

The **Sensor-Reliability Adaptation** function addresses situations in which sensors become degraded, partially obstructed, contaminated, miscalibrated, or otherwise unreliable.

Adaptive systems may increase reliance on alternative sensing modalities, modify fusion strategies, introduce additional verification processes, or reduce autonomy levels until confidence in observations improves.

This capability helps preserve perception quality despite degradation in individual sensing systems.

Runtime Verification and Governance

The table emphasizes that adaptation requires governance mechanisms in addition to optimization strategies.

Runtime Verification evaluates proposed adaptations before they become active. This process helps ensure that new configurations remain compatible with operational requirements, resource constraints, and safety objectives.

Verification prevents adaptive behavior from introducing unintended consequences that could compromise operational predictability.

Recovery and Rollback Management

The final mechanism represented in the table is **Recovery and Rollback Management**.

Not all adaptations necessarily produce desirable outcomes under all circumstances. Consequently, adaptive architectures must preserve the ability to restore previously validated configurations when instability, degraded performance, or unexpected behavior is detected.

Rollback capabilities provide an important safeguard that supports operational resilience and system recovery.

Adaptation as Controlled Optimization

A broader lesson emerging from Table 9.3-E1 is that adaptive architectures are fundamentally mechanisms for controlled optimization.

Every adaptation represents a tradeoff among competing objectives such as:

- Accuracy
- Responsiveness
- Energy efficiency
- Resource utilization
- Reliability
- Mission effectiveness

The architecture continuously evaluates these competing requirements and selects an approved configuration that best satisfies current operating conditions.

The Role of Governance in Adaptive Systems

The table also reinforces that adaptation must remain bounded by governance.

Each adaptation mechanism is paired with corresponding constraints, validation procedures, approved operating modes, and policy controls. These governance mechanisms ensure that adaptive behavior remains predictable and consistent with organizational objectives.

Without such controls, adaptation could introduce uncertainty and undermine assurance objectives.

Overall Significance

Overall, Table 9.3-E1 demonstrates how future embedded AI systems may achieve context-responsive operation through a combination of dynamic model selection, adaptive precision management, execution-graph reconfiguration, workload redistribution, adaptive sensing, resource-aware degradation, network-aware processing, and runtime verification. Together, these mechanisms enable the architecture to balance computational performance, energy efficiency, responsiveness, and operational continuity while remaining within approved safety, resource, and governance boundaries. The resulting framework establishes the foundation for adaptive embedded intelligence capable of responding intelligently to changing conditions without sacrificing predictability, accountability, or operational assurance.

Practical examples illustrate these concepts.

An autonomous industrial vehicle may initially employ a computationally intensive perception model when sufficient battery capacity, memory resources, and thermal margins are available. If battery reserves decline or processor temperatures approach operational limits, the vehicle may transition to a smaller validated model that preserves essential perception functions while reducing computational demand.

Similarly, an industrial inspection drone may utilize cloud-assisted analytics for advanced image interpretation whenever communications are available. If interference, network congestion, or communication loss occurs, the drone may transition to a validated local-processing configuration that supports mission continuation using onboard resources.

Adaptive architectures may also compensate for sensing degradation. If a camera lens becomes partially obstructed or a sensor begins exhibiting anomalous behavior, the system may increase reliance on alternative sensing modalities, reduce operating speed, invoke additional verification procedures, restrict authorized autonomous actions, or request human intervention.

The underlying principle remains consistent:

The architecture adapts computational behavior to operating conditions rather than assuming that a single configuration remains optimal under all circumstances.

While Table 9.3-E1 summarizes the principal adaptation mechanisms supporting context-responsive cognitive reconfiguration, these mechanisms operate collectively within a broader architectural framework. In practice, adaptation requires more than simply selecting alternative models or adjusting execution parameters. The system must continuously observe operational conditions, assess contextual information, evaluate available computational resources, determine whether adaptation is appropriate, verify proposed changes against approved constraints, and monitor the effectiveness of the resulting configuration. Consequently, adaptive behavior emerges from the coordinated interaction of perception, decision-making, resource management, governance controls, and continuous feedback mechanisms. Figure 9.3-E1 illustrates this end-to-end architecture and demonstrates how context-aware adaptation is implemented as a structured and governable process rather than as unrestricted runtime modification.

Figure 9.3-E1 presents a context-responsive cognitive reconfiguration architecture for adaptive embedded AI systems. The figure illustrates how changing operational conditions, resource availability, sensing quality, environmental factors, and mission objectives are transformed into

adaptation decisions through a series of assessment, governance, and execution layers. Rather than relying on a fixed computational configuration, the architecture continuously evaluates context information and selects among validated models, sensing strategies, workload allocations, execution pathways, and precision modes. Validation mechanisms, governance controls, and continuous performance feedback ensure that adaptive behavior remains predictable, traceable, and consistent with operational requirements. The resulting framework provides a foundation for responsive and resilient embedded intelligence capable of adjusting computational behavior while preserving safety, reliability, and operational assurance.

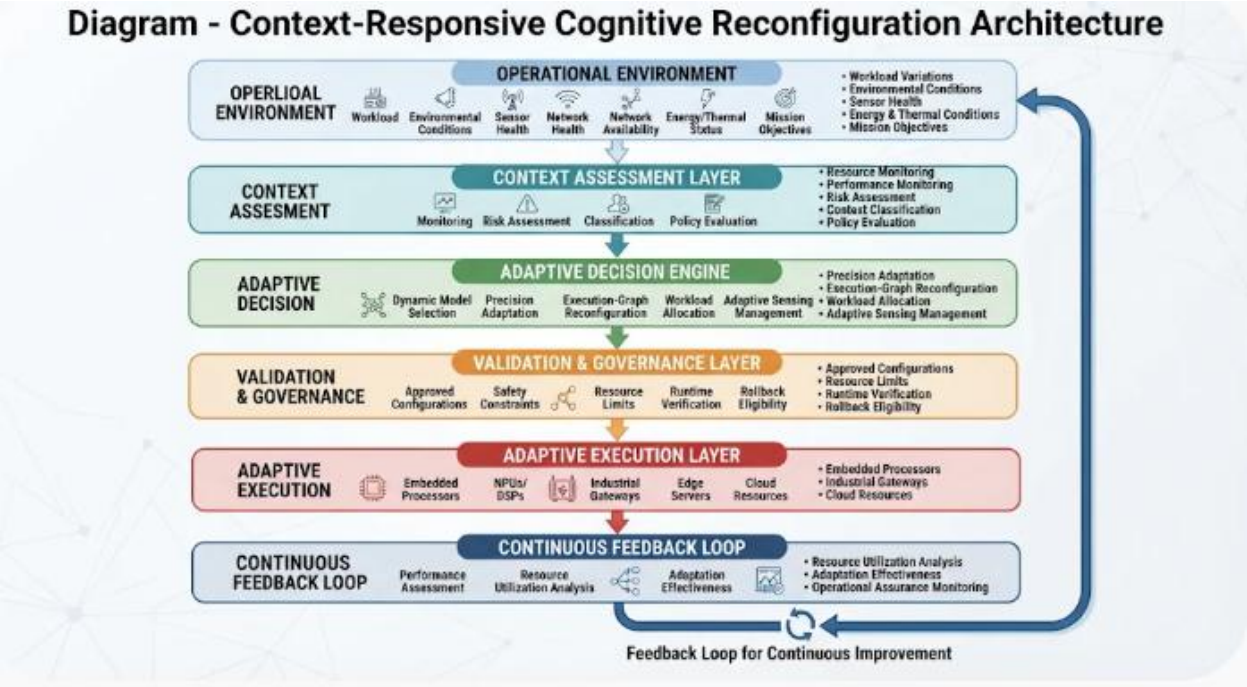

Figure 9.3-E1 – Context-Responsive Cognitive Reconfiguration Architecture

The figure illustrates a layered architectural framework for adaptive embedded AI systems. Operational conditions, resource availability, sensor status, environmental factors, and mission requirements are continuously evaluated by a context-assessment layer that characterizes current operating conditions and identifies adaptation opportunities. An adaptive decision engine selects among validated computational strategies, including dynamic model selection, computational-precision adjustment, execution-graph reconfiguration, workload redistribution, and adaptive sensing management. Proposed adaptations are evaluated through governance and validation mechanisms that enforce approved configurations, safety constraints, resource limits, and runtime verification requirements before deployment. Adaptive execution spans embedded processors, accelerators, gateways, edge platforms, and cloud resources, while continuous feedback mechanisms monitor adaptation effectiveness and support ongoing optimization and assurance.

Legend

Figure Element	*Description*
Operational Environment	*Source of changing conditions that influence adaptive system behavior.*
Workload Variations	*Changes in computational demand resulting from operational requirements and workload intensity.*
Environmental Conditions	*Physical and operating conditions influencing perception and decision-making activities.*
Sensor Health	*Current reliability and operational status of sensing systems.*
Network Availability	*Communication quality, bandwidth availability, and connectivity conditions.*
Energy/Thermal Status	*Current energy reserves, power constraints, and thermal operating conditions.*
Mission Objectives	*Operational goals and priorities guiding system behavior.*
Context Assessment Layer	*Analytical layer responsible for interpreting operational conditions and identifying adaptation needs.*
Monitoring	*Continuous observation of system performance and environmental conditions.*
Risk Assessment	*Evaluation of operational risks associated with current conditions.*
Classification	*Categorization of operating contexts to support adaptation decisions.*
Policy Evaluation	*Assessment of adaptation options against approved governance policies.*
Adaptive Decision Engine	*Core decision-making layer responsible for selecting appropriate adaptation strategies.*

Dynamic Model Selection	*Selection among approved AI models with different performance characteristics.*
Precision Adaptation	*Adjustment of numerical precision and computation modes.*
Execution-Graph Reconfiguration	*Selection of approved computational pathways and processing pipelines.*
Workload Allocation	*Distribution of workloads across available computational resources.*
Adaptive Sensing Management	*Adjustment of sensing intensity and observation strategies.*
Validation & Governance Layer	*Assurance layer ensuring that adaptations comply with approved requirements.*
Approved Configurations	*Prevalidated operating configurations available for adaptive use.*
Safety Constraints	*Boundaries limiting allowable adaptation behavior.*
Resource Limits	*Constraints governing memory, processing, energy, and communication utilization.*
Runtime Verification	*Validation of proposed configurations before activation.*
Rollback Eligibility	*Capability to restore previously validated configurations.*
Adaptive Execution Layer	*Computational layer implementing approved adaptations.*
Embedded Processors	*Local processing resources performing onboard computation.*
NPUs / DSPs	*Specialized accelerators supporting AI inference and signal processing.*
Industrial Gateways	*Intermediate computational platforms connecting local devices and edge resources.*
Edge Servers	*Local computational infrastructures supporting advanced analytics and workload execution.*

Cloud Resources	*Remote computational services supporting large-scale processing and coordination.*
Continuous Feedback Loop	*Closed-loop monitoring process supporting adaptation evaluation and ongoing optimization.*
Performance Assessment	*Measurement of adaptation effectiveness and operational outcomes.*
Resource Utilization Analysis	*Evaluation of computational and operational resource consumption.*
Adaptation Effectiveness	*Assessment of whether adaptation objectives were achieved.*
Operational Assurance Monitoring	*Continuous observation of safety, reliability, and governance compliance.*

Understanding Adaptive Architectures as Closed-Loop Systems

Figure 9.3-E1 illustrates adaptive embedded AI as a closed-loop architecture capable of continuously sensing, evaluating, modifying, and validating its computational behavior. Rather than maintaining a fixed execution strategy throughout operation, the architecture continuously reassesses current conditions and determines whether alternative computational configurations would better satisfy operational objectives.

A central concept represented in the figure is that adaptation is driven by context and constrained by governance.

Beginning with Environmental Awareness

The architecture begins with the **Operational Environment**.

Workloads, environmental conditions, sensor health, network availability, energy levels, thermal conditions, and mission objectives continuously influence how computational resources are utilized. These variables represent the external and internal conditions that drive adaptation decisions.

The system therefore begins not by adapting, but by observing.

Establishing Situational Understanding

The **Context Assessment Layer** transforms raw observations into actionable situational

understanding.

Monitoring, risk assessment, classification, and policy evaluation help determine whether current operating conditions differ from those assumed by the active configuration. This process allows the architecture to assess whether reconfiguration would provide meaningful operational benefits.

Context assessment therefore functions as the cognitive foundation of adaptive behavior.

Generating Adaptation Decisions

The **Adaptive Decision Engine** represents the core reconfiguration mechanism within the architecture.

This layer may select:

- Different AI models
- Alternative precision levels
- Different execution graphs
- New workload placements
- Modified sensing strategies

These decisions are not arbitrary. They are based on contextual analysis and correspond to previously validated adaptation options.

The objective is to balance performance, efficiency, responsiveness, and operational continuity.

Enforcing Governance Constraints

A particularly important feature of the architecture is the **Validation & Governance Layer**.

Adaptive systems must avoid uncontrolled modification that could introduce instability, unpredictable timing, or safety concerns. Consequently, proposed adaptations are evaluated against approved configurations, safety constraints, resource limits, and runtime-verification requirements before activation.

This layer transforms adaptation from unrestricted flexibility into controlled optimization.

Executing Adaptations Across Distributed Resources

The **Adaptive Execution Layer** demonstrates that adaptation may involve multiple computational environments.

Embedded processors, NPUs, DSPs, industrial gateways, edge servers, and cloud platforms provide alternative execution resources. By selecting among these resources, the architecture can distribute workloads according to current operational requirements.

The figure therefore illustrates adaptation as both a computational and architectural process.

Maintaining Continuous Feedback

The architecture concludes with a **Continuous Feedback Loop**.

Performance metrics, resource-utilization measurements, adaptation outcomes, and operational-assurance indicators are continuously evaluated. These observations influence future adaptation decisions and help determine whether current configurations remain appropriate.

Adaptation therefore becomes an ongoing process of observation, evaluation, adjustment, and verification.

Balancing Flexibility and Predictability

One of the most important lessons illustrated by the figure is that adaptive architectures must balance two competing objectives.

On one hand, systems must remain sufficiently flexible to respond to changing conditions.

On the other hand, systems must remain predictable enough to satisfy safety, performance, governance, and reliability requirements.

The inclusion of governance, validation, and runtime-verification mechanisms demonstrates how this balance is achieved.

From Static Execution to Cognitive Reconfiguration

The figure also illustrates a transition in architectural thinking.

Traditional embedded systems are frequently designed around predetermined computational pathways established during deployment. Adaptive architectures instead treat computation itself as a managed resource that can be reconfigured according to operational context.

This shift enables more efficient utilization of increasingly heterogeneous computational environments.

Supporting Future Industrial Autonomy

A broader implication of the figure is its relevance to future industrial autonomy.

As systems become more distributed, resource constrained, and operationally complex, the ability to adapt computational behavior will become increasingly important. Architectures that can dynamically select models, adjust resource allocations, manage sensing strategies, and respond to changing environmental conditions will provide greater operational resilience and flexibility.

However, the figure emphasizes that these capabilities must remain governed by validated policies and operational assurance mechanisms.

Overall Significance

Overall, Figure 9.3-E1 demonstrates how adaptive AI architectures enable embedded systems to dynamically adjust computational behavior in response to changing operational conditions, resource constraints, environmental uncertainty, and mission objectives. Through coordinated context assessment, adaptive decision-making, validation, governance enforcement, distributed execution, and continuous feedback, the architecture supports context-responsive cognitive reconfiguration while maintaining predictable operation, resource control, safety assurance, and governance compliance. The resulting framework provides a foundational model for future embedded AI systems that must remain efficient, resilient, and adaptable in increasingly dynamic industrial environments.

However, adaptive behavior must remain carefully controlled. Unrestricted runtime modification creates unacceptable risks involving unpredictable timing, resource instability, unexpected interactions, and degraded assurance.

Consequently, adaptive architectures typically require:

- Prevalidated operating modes
- Explicit resource-allocation constraints
- Approved adaptation policies
- Runtime verification mechanisms
- Configuration rollback capabilities
- Safety-boundary enforcement
- Continuous monitoring of reconfiguration activities

Within these constraints, adaptive architectures provide a foundation for context-responsive embedded intelligence capable of balancing computational performance, energy efficiency, operational resilience, and predictable execution.

The discussion of **Adaptive Architectures: Context-Responsive Cognitive Reconfiguration** established that future embedded AI systems must move beyond static computational configurations and become capable of adjusting their cognitive behavior in response to changing operational conditions. Through mechanisms such as dynamic model selection, adaptive precision management, workload redistribution, execution-graph reconfiguration, and adaptive sensing, intelligent systems can continuously balance competing requirements involving accuracy, responsiveness, energy efficiency, and computational resource utilization. These capabilities enable a system to select more appropriate computational strategies as environmental conditions, mission priorities, and resource constraints evolve. However, adaptation alone does not fully address the challenges associated with operating large-scale industrial AI deployments consisting of thousands or millions of interconnected devices.

While adaptive architectures focus primarily on how an individual system modifies its computational behavior, future industrial environments require a broader capability: the ability for distributed devices and edge platforms to autonomously coordinate, optimize, and manage their runtime configurations with minimal human intervention. In highly distributed deployments, manually configuring sensing rates, inference schedules, communication patterns, resource allocations, and operational parameters for every device becomes increasingly difficult. Variations in hardware capabilities, environmental conditions, workload characteristics, network connectivity, energy availability, and mission requirements create a level of complexity that often exceeds what static configuration management can efficiently accommodate.

This challenge highlights an important distinction. Adaptive architectures determine **how computational behavior can change**, whereas self-configuring intelligence determines **how systems decide when and where those changes occur across distributed operational environments**. An adaptive system may possess multiple validated operating modes, but a self-configuring system can continuously evaluate its current circumstances and autonomously select the most appropriate configuration according to established objectives and governance policies. As industrial ecosystems become larger and more heterogeneous, this ability to manage runtime behavior intelligently becomes increasingly valuable.

Moreover, adaptation at the individual-device level may not be sufficient when optimization opportunities emerge across groups of devices, facilities, or operational domains. Resource bottlenecks, communication congestion, energy constraints, equipment utilization patterns, and workload imbalances often require coordination among multiple computational nodes rather than isolated reconfiguration by a single device. Future industrial systems must therefore combine local autonomy with distributed optimization capabilities that enable edge resources to collaborate, share operational insights, and adjust behavior collectively.

This progression leads naturally to **Self-Configuring Edge Intelligence: Autonomous Runtime Optimization**. Whereas adaptive architectures provide the mechanisms for context-responsive cognitive reconfiguration, self-configuring edge intelligence explores how those mechanisms can be orchestrated autonomously across distributed edge environments. The following discussion examines how embedded devices, gateways, and edge platforms can continuously optimize inference schedules, sensing strategies, workload placement, resource utilization, and operational configurations in response to changing conditions while remaining aligned with approved policies, safety constraints, and governance requirements.

ii. Self-Configuring Edge Intelligence: Autonomous Runtime Optimization

As industrial deployments continue to expand, managing embedded AI infrastructure through manual configuration alone becomes increasingly impractical. Future industrial ecosystems may contain thousands or millions of intelligent devices distributed across factories, warehouses, transportation systems, energy infrastructures, autonomous fleets, and inspection platforms. These systems operate under different environmental conditions, workloads, hardware capabilities, network characteristics, and mission requirements.

Under such circumstances, static configuration approaches often fail to utilize available resources effectively.

Self-configuring edge intelligence addresses this challenge by enabling devices and edge platforms to autonomously optimize approved aspects of their operation based on observed conditions, performance objectives, and governance policies.

Instead of relying solely on preconfigured settings defined during deployment, future systems may continuously evaluate telemetry, workload conditions, energy status, environmental observations, and performance metrics to determine how resources are allocated.

Adaptive Inference Scheduling

Inference workloads often fluctuate significantly over time.

Self-configuring systems can dynamically adjust:

- Inference frequencies
- Execution priorities
- Task scheduling policies
- Resource reservations
- Processing deadlines

When workload intensity increases, computational resources can be redirected toward critical tasks. During low-demand periods, unnecessary processing may be reduced to conserve energy and release resources for other functions.

Intelligent Sensor-Duty-Cycle Management

Many sensing systems do not require continuous maximum-frequency operation.

Self-configuring architectures can adjust:

- Sampling frequencies
- Sensor activation schedules
- Imaging rates
- Monitoring intervals
- Sensor modality selection

based on current operating conditions and risk assessments.

This capability reduces energy consumption while maintaining sufficient situational awareness.

Context-Aware Model Selection

Different operating conditions may require different analytical capabilities.

Self-configuring systems can select among approved models that vary in:

- Accuracy
- Computational demand
- Memory usage
- Energy consumption
- Execution latency

allowing each device to balance resource availability against mission requirements.

Resource-Aware Workload Management

Future edge environments increasingly include heterogeneous computing resources.

Workloads may be dynamically allocated across:

- Microcontrollers
- Embedded CPUs
- NPUs
- DSPs
- Gateways
- Edge servers

based on real-time assessments of resource availability and operational priorities.

Predictive Configuration Management

Instead of reacting after resource constraints emerge, future systems will increasingly anticipate them.

Predictive models may forecast:

- Processor utilization
- Battery depletion
- Thermal conditions
- Communication congestion
- Equipment health
- Workload changes

before significant performance degradation occurs.

This capability supports proactive optimization rather than reactive adjustment.

Fleet-Informed Configuration Optimization

Individual devices can benefit from the collective experience of entire fleets.

Aggregated operational data from many devices may reveal:

- Effective scheduling policies
- Resource-management techniques
- Environmental patterns
- Common failure modes
- Performance bottlenecks

These observations can improve configuration strategies across large deployments while preserving privacy and governance requirements.

The preceding discussion established that self-configuring edge intelligence extends adaptive architectures beyond simple context-aware reconfiguration by enabling devices and edge platforms to continuously optimize their own operational behavior. Rather than relying on fixed schedules, static resource allocations, or manually tuned configurations, future edge AI systems

can monitor their operating environments, evaluate resource availability, anticipate emerging constraints, and select appropriate runtime configurations within approved governance boundaries. These capabilities allow distributed AI systems to balance performance, energy efficiency, responsiveness, and resource utilization across diverse operational conditions. Because autonomous runtime optimization encompasses multiple forms of adaptation and decision-making, it is useful to examine its principal mechanisms in a structured manner. Table 9.3-E2 summarizes the major self-configuration capabilities that support autonomous runtime optimization and identifies the information sources, optimization strategies, operational objectives, and governance controls associated with each mechanism.

Table 9.3-E2. Self-Configuration Mechanisms for Autonomous Runtime Optimization in Edge AI Systems presents the principal capabilities that enable future edge-based AI systems to autonomously optimize their runtime behavior. The table identifies the primary inputs used to support configuration decisions, the optimization actions performed by the system, the operational objectives associated with those actions, and the governance mechanisms that constrain adaptive behavior. Collectively, these capabilities support intelligent resource management, workload orchestration, sensing optimization, predictive adaptation, and distributed learning across heterogeneous edge environments. The table illustrates how self-configuring intelligence transforms static edge deployments into adaptive computational ecosystems capable of responding dynamically to changing operational conditions.

Table 9.3-E2 – Self-Configuration Mechanisms for Autonomous Runtime Optimization in Edge AI Systems

Self-Configuration Capability	Primary Inputs	Runtime Optimization Actions	Operational Objective	Governance Controls
Adaptive Inference Scheduling	Workload intensity, deadlines, environmental variability	Adjust inference frequency, task priority, execution timing	Balance responsiveness and resource utilization	Approved scheduling policies
Intelligent Sensor-Duty-Cycle Management	Sensor utilization, energy status, environmental stability	Modify sampling rates and activation schedules	Reduce energy consumption while maintaining awareness	Validated sensing constraints

Context-Aware Model Selection	Operating conditions, computational capacity, application requirements	Select among approved model alternatives	Optimize performance-resource tradeoffs	Authorized model-selection policies
Resource-Aware Workload Management	CPU, GPU, NPU utilization, network conditions	Redistribute inference workloads across available resources	Improve computational efficiency	Resource-allocation limits
Predictive Configuration Management	Forecasts of utilization, thermal conditions, energy availability	Perform proactive configuration adjustments	Prevent degradation before performance declines	Predictive adaptation policies
Fleet-Informed Configuration Optimization	Multi-device operational telemetry and performance data	Update optimization strategies using fleet-wide experience	Improve collective system performance	Aggregation and privacy policies
Constraint-Based Runtime Optimization	Resource limits, safety requirements, operational priorities	Optimize configuration within approved boundaries	Maintain predictable operation	Safety and regulatory constraints
Reinforcement-Learning-Guided Adaptation	Environmental feedback and performance rewards	Refine scheduling and resource policies	Improve long-term optimization quality	Restricted action spaces

Federated Configuration Learning	Distributed operating experiences	Share optimization knowledge without sharing raw data	Improve adaptation scalability	Validation and privacy controls
Runtime Assurance Monitoring	Optimization outcomes and system behavior	Verify effectiveness of configuration changes	Preserve accountability and reliability	Continuous monitoring requirements

Source: *Adapted from autonomous edge-computing systems, runtime AI orchestration research, reinforcement-learning-based resource-management architectures, industrial edge-intelligence platforms, and distributed optimization frameworks.*

Understanding Self-Configuring Edge Intelligence

Table 9.3-E2 illustrates how future edge AI systems can autonomously adjust selected aspects of their runtime behavior according to operational demands, resource availability, and environmental conditions. While adaptive architectures provide mechanisms for computational reconfiguration, self-configuring intelligence adds a higher level of operational autonomy by enabling systems to determine when, where, and how those mechanisms are applied.

A central concept represented throughout the table is that runtime optimization involves continuous evaluation of system conditions rather than static configuration decisions made during deployment. The architecture continually interprets telemetry, resource information, and operational objectives to determine how computational resources are utilized.

Adaptive Inference Scheduling

The first self-configuration capability identified in the table is **Adaptive Inference Scheduling**.

AI workloads often experience significant fluctuations in computational demand. Environmental complexity, workload intensity, operational deadlines, and mission priorities may all influence how frequently inference tasks execute.

Adaptive scheduling mechanisms continuously adjust inference frequency, task priority, and execution timing according to observed operating conditions. During high-demand periods, resources can be directed toward critical analytical tasks. During stable or predictable conditions, computational activity may be reduced to conserve resources.

The primary objective is to balance responsiveness with efficient resource utilization.

Intelligent Sensor-Duty-Cycle Management

The table identifies **Intelligent Sensor-Duty-Cycle Management** as another important optimization capability.

Many sensing systems do not require maximum continuous operation to maintain adequate situational awareness. By modifying sensor activation schedules, sampling frequencies, imaging rates, or monitoring intervals, systems can reduce energy consumption while preserving required levels of observation and detection performance.

This capability is particularly valuable in battery-powered systems, remote monitoring deployments, and autonomous mobile platforms.

Context-Aware Model Selection

Not every operational condition requires the same analytical complexity.

The **Context-Aware Model Selection** mechanism allows systems to select among preapproved models with different computational demands, accuracy characteristics, and execution requirements.

For example, a compact model may be sufficient during routine operations, while more sophisticated models may be activated during periods of elevated uncertainty, increased mission importance, or complex environmental conditions.

The objective is to optimize the relationship between computational cost and analytical capability.

Resource-Aware Workload Management

A defining characteristic of modern edge environments is the availability of heterogeneous computational resources.

The **Resource-Aware Workload Management** function determines how workloads are distributed across processors, accelerators, gateways, and edge infrastructures based on current resource availability.

Factors influencing workload placement include:

- Processor utilization
- Accelerator availability

- Network conditions
- Energy reserves
- Latency requirements
- Thermal constraints

This capability helps maximize utilization of available resources while avoiding unnecessary bottlenecks.

Predictive Configuration Management

One of the more advanced capabilities represented in the table is **Predictive Configuration Management**.

Rather than responding only after resource limitations emerge, predictive mechanisms use forecasting models to anticipate changing operational conditions before significant degradation occurs.

These forecasts may involve:

- Processor utilization trends
- Battery projections
- Thermal conditions
- Communication quality
- Equipment operating states

By acting proactively, systems can reduce the likelihood of performance disruptions and improve operational continuity.

Fleet-Informed Configuration Optimization

The table further identifies **Fleet-Informed Configuration Optimization** as a distributed-learning capability.

Operational experience generated by large populations of devices often contains valuable information regarding effective resource-management strategies, workload-distribution policies, and adaptation techniques.

By leveraging aggregated observations from multiple devices or facilities, systems can improve optimization strategies based on broader operational knowledge.

This capability extends learning beyond individual devices and supports collective improvement across distributed deployments.

Constraint-Based Runtime Optimization

An important theme appearing throughout the table is the role of governance and operational constraints.

The **Constraint-Based Runtime Optimization** function ensures that adaptation activities remain bounded by approved policies, resource limits, safety requirements, and regulatory obligations.

Rather than optimizing for performance alone, self-configuring systems must balance multiple objectives while preserving predictability and compliance.

This distinction helps differentiate industrial self-configuration from unrestricted autonomous adaptation.

Reinforcement-Learning-Guided Adaptation

The table highlights **Reinforcement-Learning-Guided Adaptation** as an emerging optimization technique.

Reinforcement learning provides a framework through which systems can evaluate alternative actions and improve optimization strategies based on observed outcomes. In edge environments, this approach can support resource allocation, scheduling, sensing management, and workload optimization.

However, industrial deployments generally restrict adaptation to validated action spaces and approved operating boundaries. Consequently, reinforcement learning serves as an optimization mechanism operating within predefined governance constraints.

Federated Configuration Learning

The **Federated Configuration Learning** capability addresses the problem of distributed optimization.

Rather than transmitting all operational data to centralized repositories, devices can contribute configuration knowledge and optimization insights while retaining much of their local information.

This approach reduces communication requirements while supporting collective learning across geographically distributed deployments.

Federated approaches are particularly attractive for large-scale industrial environments containing thousands of connected devices.

Runtime Assurance Monitoring

The final capability represented in the table is **Runtime Assurance Monitoring**.

As systems become increasingly autonomous in their configuration decisions, mechanisms are needed to evaluate the effectiveness and appropriateness of those decisions. Runtime assurance monitoring continuously assesses adaptation outcomes, system performance, operational behavior, and governance compliance.

This function helps ensure that self-configuration activities continue to produce desirable results while remaining aligned with approved operational requirements.

Balancing Optimization and Governance

A broader lesson emerging from Table 9.3-E2 is that self-configuring intelligence does not eliminate governance.

Every optimization capability represented in the table is paired with explicit governance controls, including:

- Approved scheduling policies
- Validated sensing constraints
- Authorized model selections
- Resource-allocation limits
- Safety requirements
- Privacy protections
- Runtime monitoring mechanisms

This relationship demonstrates that operational optimization and governance must evolve together.

From Configuration Management to Runtime Intelligence

The progression represented in Table 9.3-E2 reflects a broader transformation in edge AI architectures.

Traditional systems often relied upon manual configuration and periodic optimization performed by engineers. Future architectures increasingly incorporate intelligent mechanisms capable of continuously evaluating conditions and selecting more appropriate configurations during operation.

This transition transforms configuration management from a static administrative activity into a dynamic form of runtime intelligence.

Overall Significance

Overall, Table 9.3-E2 demonstrates how self-configuring edge intelligence enables future AI systems to autonomously optimize scheduling, sensing, model selection, workload placement, resource allocation, and operational behavior in response to changing conditions. Through adaptive scheduling mechanisms, predictive management strategies, distributed learning approaches, and governance-constrained optimization processes, these systems can continuously improve operational efficiency while maintaining accountability, safety, and policy compliance. The resulting architecture provides a foundation for edge AI environments capable of scaling across large and heterogeneous deployments while remaining responsive, resource-aware, and operationally reliable.

Several AI techniques support autonomous configuration.

Reinforcement learning may optimize scheduling and resource-allocation policies. Federated learning enables distributed devices to contribute operational insights without centralized collection of raw data. Constraint-based optimization and policy-driven heuristics provide predictable adaptation within approved operational boundaries.

Nevertheless, self-configuring intelligence does not eliminate human responsibility.

Operators and engineers remain responsible for:

- Defining allowable adaptation boundaries
- Approving configuration policies
- Establishing safety constraints
- Evaluating system behavior
- Authorizing significant changes

The objective is therefore not autonomous self-governance but supervised operational optimization.

While Table 9.3-E2 summarizes the major mechanisms that support autonomous runtime optimization, these capabilities operate collectively within a broader self-configuration architecture. In practice, runtime optimization requires the continuous interaction of telemetry collection, operational analysis, predictive assessment, policy evaluation, resource management, and configuration enforcement. Edge AI systems must not only detect changing conditions but also determine appropriate responses, evaluate those responses against governing constraints, and verify their effectiveness following deployment. Consequently, self-configuring intelligence emerges from a coordinated optimization process that continuously links operational observations with runtime decisions and configuration adjustments. Figure 9.3-E2 illustrates this closed-loop architecture and demonstrates how edge AI systems transform telemetry into governed optimization actions through a continuous cycle of observation, adaptation, execution, and refinement.

Figure 9.3-E2 presents an autonomous runtime optimization architecture for self-configuring edge intelligence. The figure illustrates how distributed edge AI systems monitor operational environments, collect telemetry, analyze runtime behavior, select optimization strategies, apply configuration changes, and continuously evaluate the effectiveness of those changes. Through the interaction of telemetry services, self-configuration intelligence engines, governance controls, and adaptive execution environments, the architecture enables edge systems to continuously optimize sensing, inference, resource allocation, and workload placement according to changing operational requirements. The resulting framework supports scalable runtime adaptation while maintaining alignment with safety constraints, governance policies, and operational objectives.

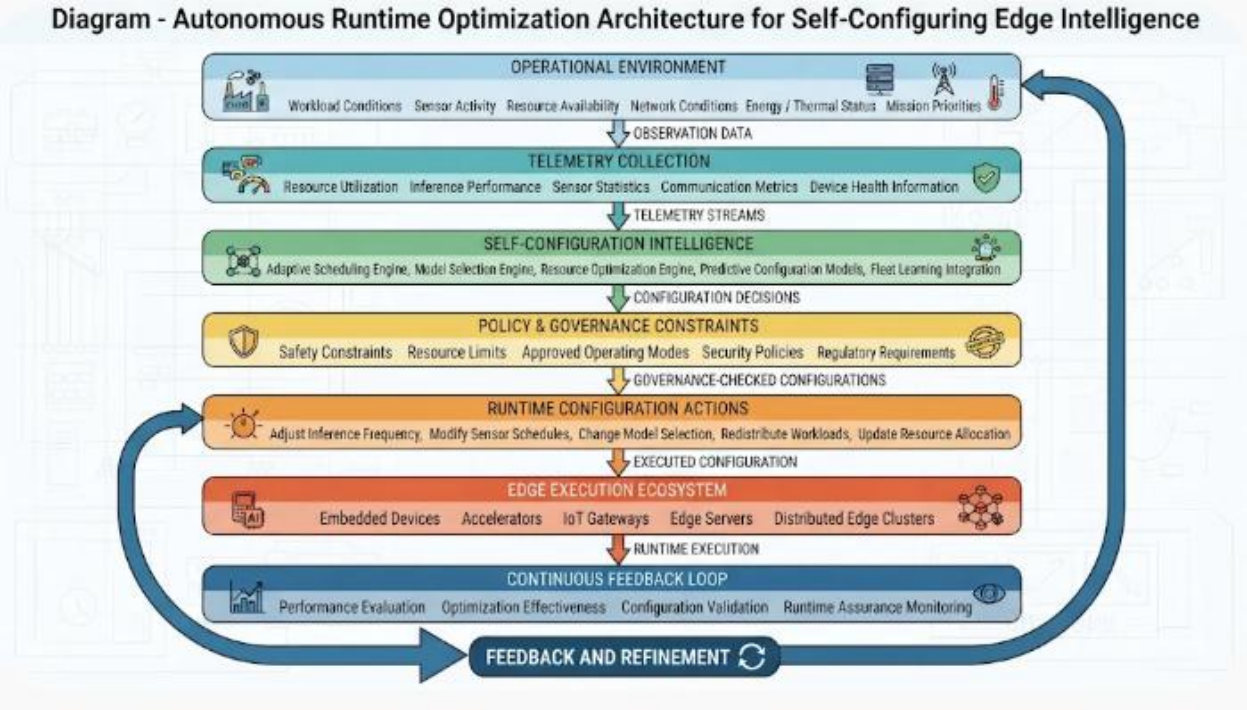

Figure 9.3-E2 – Autonomous Runtime Optimization Architecture for Self-Configuring Edge Intelligence

The figure illustrates a closed-loop framework through which edge AI systems continuously optimize runtime behavior. Operational conditions generate telemetry describing workloads, sensing activities, communication conditions, resource utilization, and device health. Self-configuration intelligence components use this information to perform adaptive scheduling, model selection, workload optimization, predictive resource management, and fleet-informed learning. Governance mechanisms evaluate proposed actions against safety requirements, resource limits, authorized operating modes, security policies, and regulatory constraints before implementation. Approved runtime adjustments are applied across edge-computing infrastructures and subsequently evaluated through continuous feedback processes that support ongoing optimization and operational assurance.

Legend

Figure Element	***Description***
Operational Environment	*Source of operational conditions influencing optimization decisions.*
Workload Conditions	*Current computational demands placed on the system.*

Sensor Activity	*Sensing operations and observation workloads generated during system operation.*
Resource Availability	*Availability of computational, memory, communication, and energy resources.*
Network Conditions	*Communication quality, bandwidth, latency, and connectivity characteristics.*
Energy / Thermal Status	*Current energy reserves and thermal operating conditions.*
Mission Priorities	*Operational objectives and task requirements influencing optimization goals.*
Observation Data	*Raw operational information collected from system monitoring activities.*
Telemetry Collection	*Layer responsible for gathering runtime observability information.*
Resource Utilization	*Measurements describing processor, memory, storage, and accelerator usage.*
Inference Performance	*Metrics describing model execution characteristics and inference behavior.*
Sensor Statistics	*Measurements describing sensor utilization and sensing effectiveness.*
Communication Metrics	*Information describing network performance and communication quality.*
Device Health Information	*Assessments of platform status, hardware performance, and operational condition.*
Self-Configuration Intelligence	*Core optimization layer responsible for runtime adaptation decisions.*

Adaptive Scheduling Engine	*Mechanism that adjusts inference timing, task priorities, and execution frequency.*
Model Selection Engine	*Component selecting among approved models according to operational needs.*
Resource Optimization Engine	*Module allocating computational resources according to workload demands.*
Predictive Configuration Models	*Forecasting mechanisms anticipating resource constraints and performance changes.*
Fleet Learning Integration	*Incorporation of fleet-wide knowledge into local optimization decisions.*
Configuration Decisions	*Proposed runtime optimizations generated by the intelligence layer.*
Policy & Governance Constraints	*Assurance framework governing permissible optimization behavior.*
Safety Constraints	*Operational restrictions preserving safe system behavior.*
Resource Limits	*Boundaries governing computational and energy utilization.*
Approved Operating Modes	*Prevalidated configurations available for runtime use.*
Security Policies	*Controls restricting unauthorized optimization behavior.*
Regulatory Requirements	*Compliance obligations influencing runtime decisions.*
Governance-Checked Configurations	*Runtime changes that have been validated against governance requirements.*
Runtime Configuration Actions	*Approved optimization actions applied to operational systems.*
Adjust Inference Frequency	*Modification of inference scheduling and execution rates.*
Modify Sensor Schedules	*Adjustment of sensing frequencies and activity patterns.*

Change Model Selection	*Activation of different approved AI models.*
Redistribute Workloads	*Reallocation of computation among available resources.*
Update Resource Allocation	*Adjustment of processing, memory, communication, and energy assignments.*
Edge Execution Ecosystem	*Distributed computing environment executing optimized configurations.*
Embedded Devices	*Local devices performing sensing, inference, and control activities.*
Accelerators	*Specialized processors supporting AI and signal-processing workloads.*
IoT Gateways	*Intermediate platforms coordinating local devices and communications.*
Edge Servers	*Local computational infrastructures supporting advanced processing.*
Distributed Edge Clusters	*Cooperative edge-computing environments supporting workload sharing.*
Continuous Feedback Loop	*Ongoing evaluation process used to refine optimization strategies.*
Performance Evaluation	*Assessment of runtime optimization outcomes.*
Optimization Effectiveness	*Measurement of how well optimization objectives were achieved.*
Configuration Validation	*Verification that runtime modifications produced acceptable results.*
Runtime Assurance Monitoring	*Continuous observation supporting governance and operational reliability.*

Feedback and Refinement	*Iterative improvement process supporting ongoing self-optimization.*

Understanding Self-Configuring Intelligence as a Closed-Loop Optimization Process

Figure 9.3-E2 illustrates self-configuring edge intelligence as a continuous process of observation, optimization, execution, and refinement. Rather than relying on static runtime behavior established during deployment, the architecture continuously evaluates changing conditions and adjusts operational parameters accordingly.

A central concept represented by the figure is that runtime optimization emerges through the coordinated interaction of telemetry, intelligence, governance, and execution mechanisms.

Beginning with Operational Awareness

The architecture begins with the **Operational Environment**.

Workload conditions, sensing activity, resource availability, network performance, energy status, thermal conditions, and mission priorities continuously influence system behavior. These variables provide the contextual information required for intelligent optimization.

The system therefore begins by observing its operating environment.

Transforming Observations into Telemetry

The **Telemetry Collection** layer converts operational observations into structured information that can support optimization decisions.

Resource utilization metrics, inference-performance measurements, sensor statistics, communication indicators, and device-health information provide a detailed representation of current system conditions.

Telemetry functions as the informational foundation of autonomous optimization.

Generating Optimization Decisions

At the center of the architecture lies the **Self-Configuration Intelligence** layer.

This layer contains advanced optimization functions responsible for:

- Adaptive scheduling
- Model selection

- Resource management
- Predictive configuration planning
- Fleet-informed learning

Rather than reacting solely to immediate conditions, these mechanisms use current telemetry and projected future conditions to determine how runtime behavior evolves.

The objective is to maintain efficient operation despite changing workloads and resource constraints.

Governing Adaptation

A critical architectural feature is the **Policy & Governance Constraints** layer.

Optimization strategies must be evaluated against safety requirements, resource constraints, security controls, approved operating modes, and regulatory obligations before implementation.

This governance layer ensures that runtime optimization remains bounded by organizational and operational requirements.

The figure therefore reinforces the concept that intelligent adaptation must remain subject to controlled governance.

Executing Runtime Optimizations

The **Runtime Configuration Actions** layer translates optimization strategies into operational changes.

These changes may involve:

- Increasing or decreasing inference frequency
- Modifying sensor schedules
- Switching among approved models
- Redistributing computational workloads
- Updating resource allocations

The resulting actions alter the behavior of the execution environment while remaining consistent with governance constraints.

Distributing Optimization Across Edge Resources

The **Edge Execution Ecosystem** demonstrates that optimization occurs across heterogeneous computational resources.

Embedded devices, accelerators, gateways, edge servers, and distributed clusters each contribute computational capabilities with different performance characteristics.

Self-configuring intelligence determines how workloads are distributed across these resources to support overall operational objectives.

Learning Through Continuous Feedback

The architecture concludes with a **Continuous Feedback Loop**.

Performance assessments, optimization outcomes, configuration evaluations, and assurance-monitoring results are analyzed continuously. The resulting information influences future optimization decisions and helps refine adaptation strategies over time.

This closed-loop process transforms runtime optimization into an ongoing learning activity.

Balancing Autonomy and Governance

One of the most important lessons illustrated by the figure is that self-configuration requires balancing two competing objectives.

The system must remain autonomous enough to optimize performance without constant human intervention, yet regulated enough to preserve safety, accountability, predictability, and policy compliance.

The governance layer provides the mechanisms through which this balance is maintained.

From Static Resource Management to Intelligent Runtime Optimization

The figure also highlights an important architectural transition.

Traditional edge environments often rely on preconfigured resource allocations and manually defined operational parameters. Self-configuring edge intelligence instead treats runtime management itself as an intelligent optimization problem.

This shift enables increasingly autonomous and scalable edge deployments.

Overall Significance

Overall, Figure 9.3-E2 demonstrates how self-configuring edge intelligence enables distributed AI systems to continuously optimize scheduling, model selection, sensing behavior, workload placement, and resource allocation through a closed-loop process of telemetry collection,

intelligent analysis, governance evaluation, runtime execution, and feedback-driven refinement. By integrating predictive optimization, distributed learning, policy-constrained adaptation, and continuous assurance monitoring, the architecture provides a foundation for future edge AI systems that are adaptive, scalable, resource-aware, and operationally accountable while remaining aligned with safety, security, and governance requirements.

Self-configuring edge intelligence ultimately allows large-scale industrial deployments to adapt more rapidly and efficiently to changing conditions while preserving governance, accountability, and operational predictability.

The discussion of **Self-Configuring Edge Intelligence: Autonomous Runtime Optimization** examined how future AI systems may continuously adjust inference schedules, sensing strategies, workload placement, resource allocation, and operating parameters in response to changing runtime conditions. These capabilities represent an important evolution beyond static deployment architectures by enabling distributed systems to optimize their behavior autonomously within approved operational boundaries. However, even the most sophisticated self-configuration mechanisms ultimately remain constrained by the capabilities of the underlying computational platform. Runtime intelligence can only optimize the resources that the hardware environment makes available.

This observation highlights an increasingly important challenge in embedded AI design. Modern industrial workloads, including computer vision, sensor fusion, anomaly detection, predictive maintenance, autonomous navigation, and multi-modal reasoning, demand levels of computational performance that may be difficult to achieve efficiently using traditional general-purpose processors alone. As models become larger, more complex, and more capable, the relationship between AI software and underlying hardware becomes a critical determinant of system performance, energy consumption, latency, thermal behavior, and deployment scalability.

Historically, AI development and hardware design often followed separate engineering paths. Models were typically developed first and then adapted to available computing platforms through quantization, pruning, optimization, and compilation techniques. Although this approach remains effective for many applications, it may fail to fully exploit the capabilities of increasingly specialized processing architectures. Advanced accelerators, heterogeneous computing platforms, near-memory processing techniques, and domain-specific hardware create opportunities to rethink how intelligence is implemented at the architectural level.

At the same time, the trends discussed in the previous sections further reinforce the need for tighter integration. Adaptive architectures require computational platforms capable of

supporting multiple operating modes. Self-configuring intelligence relies on efficient workload redistribution across heterogeneous resources. Runtime optimization depends upon accurate understanding of processing capabilities, memory hierarchies, communication pathways, and energy constraints. These requirements suggest that future industrial AI systems cannot treat hardware and software as independent design domains.

Instead, future architectures increasingly move toward the joint engineering of cognition and computation. AI models, compilers, runtime systems, memory architectures, accelerators, and silicon platforms are being designed together to achieve higher efficiency, lower latency, better resource utilization, and more predictable execution characteristics. In such systems, hardware becomes an active participant in intelligent operation rather than merely a passive execution substrate.

This progression leads naturally to **Co-Designed Hardware–AI Stacks: Joint Engineering of Silicon and Cognition**. Whereas adaptive architectures determine how computational behavior can change and self-configuring intelligence determines how systems optimize that behavior at runtime, hardware–AI co-design examines how the computational platform itself can be engineered specifically to support intelligent workloads. The following discussion explores how specialized processors, advanced memory systems, hardware-aware model design, compiler optimizations, and heterogeneous execution environments are converging to create tightly integrated cognitive platforms capable of supporting the next generation of efficient, scalable, and resilient industrial AI systems.

iii. Co-Designed Hardware–AI Stacks: Joint Engineering of Silicon and Cognition

Another major trend shaping future embedded AI architectures is the increasingly tight integration of AI models, compilers, runtime systems, memory architectures, and specialized processing hardware.

Historically, AI development often followed a sequential process:

- Develop the model.
- Select target hardware.
- Optimize implementation for deployment.

This approach frequently treats hardware as a constraint to be accommodated after model design has been completed.

Hardware–AI co-design adopts a fundamentally different philosophy.

Instead of developing models and hardware independently, both are engineered together from the beginning. Model structures, operator selections, numerical formats, memory-access patterns, compiler behavior, scheduling strategies, and silicon capabilities are considered as parts of a unified computational system.

The objective is to maximize overall system effectiveness rather than optimizing individual components in isolation.

Specialized AI Hardware

Future embedded platforms increasingly incorporate purpose-built processors such as:

- Neural Processing Units (NPUs)
- Digital Signal Processors (DSPs)
- Low-power GPUs
- Domain-specific accelerators
- Reconfigurable hardware fabrics

Each computational resource is optimized for particular workload characteristics.

NPUs accelerate matrix operations and neural-network inference. DSPs excel at signal processing and sensor interpretation. Specialized vision processors accelerate perception tasks. Real-time processors support deterministic control functions.

Advanced Memory Architectures

Modern AI workloads are often constrained more by data movement than by arithmetic operations.

Emerging architectures increasingly emphasize:

- High-bandwidth memory
- Near-memory computing
- Intelligent caching
- Data-locality optimization
- Low-latency memory hierarchies

These mechanisms reduce the energy and time penalties associated with moving large volumes of data throughout the system.

Hardware-Aware Model Design

AI models themselves can be designed specifically for available hardware.

Developers may select:

- Operator sets optimized for target accelerators
- Hardware-aware quantization strategies
- Structured pruning methods
- Specialized neural architectures
- Accelerator-friendly execution graphs

This co-optimization can significantly improve overall efficiency.

The resulting benefits span multiple dimensions.

The preceding discussion established that hardware–AI co-design extends beyond the selection of specialized processors or the optimization of individual machine-learning models. Instead, it represents a holistic engineering approach in which neural architectures, numerical representations, compilers, runtime systems, memory hierarchies, and processing resources are designed as interdependent elements of a unified computational ecosystem. Achieving efficient embedded intelligence requires the coordinated optimization of these elements because limitations in one layer often influence the performance of all others. Consequently,

understanding hardware–AI co-design requires examining the major design dimensions that collectively shape the behavior, efficiency, scalability, and predictability of embedded cognitive platforms. Table 9.3-E3 summarizes these co-design dimensions and illustrates how each contributes to the broader objective of creating integrated hardware-aware AI systems.

Table 9.3-E3. Co-Design Dimensions in Hardware–AI Cognitive Platforms presents the principal architectural dimensions involved in hardware–AI co-design for embedded intelligent systems. The table identifies the major design domains, their associated engineering considerations, representative optimization techniques, primary objectives, and contributions to embedded AI performance. Rather than treating hardware and software as separate development activities, the table highlights how model architectures, numerical formats, compilers, runtime systems, memory structures, accelerators, and lifecycle considerations collectively influence overall system behavior. Together, these dimensions define the foundation of hardware-aware cognitive platforms that seek to optimize computational efficiency, energy utilization, execution predictability, and deployment scalability.

Table 9.3-E3 – Co-Design Dimensions in Hardware–AI Cognitive Platforms

Co-Design Dimension	Design Considerations	Representative Techniques	Optimization Objective	Contribution to Embedded AI
AI Model Architecture	Model structure, operator selection, network topology	Structured pruning, architecture search, hardware-aware design	Improve execution efficiency	Reduces computational overhead
Numerical Representation	Precision formats and quantization strategies	INT8, mixed precision, low-bit quantization	Reduce memory and processing demand	Improves energy efficiency
Compiler Optimization	Operator mapping and execution planning	Kernel fusion, graph optimization, hardware-specific compilation	Improve execution performance	Maximizes hardware utilization
Runtime Resource Management	Task scheduling and workload allocation	Heterogeneous scheduling,	Improve responsiveness and throughput	Enables efficient workload coordination

		accelerator selection		
Memory Architecture	Data movement and storage organization	High-bandwidth memory, caching, near-memory computing	Minimize data-transfer overhead	Reduces latency and energy consumption
Specialized Processing Hardware	Matching workloads to computational resources	NPUs, DSPs, GPUs, vision accelerators, FPGA fabrics	Accelerate AI execution	Improves inference speed
Hardware–Software Integration	Coordinated optimization across layers	End-to-end co-design methodologies	Improve overall system performance	Creates efficient cognitive platforms
Execution Predictability	Timing control and resource stability	WCET analysis, deterministic scheduling, resource isolation	Support real-time requirements	Improves operational reliability
Deployment Scalability	Platform portability and reuse	Modular software stacks, hardware abstraction layers	Simplify deployment across fleets	Reduces lifecycle complexity
Lifecycle Sustainability	Long-term maintenance and compatibility	Version management, compatibility testing, update validation	Preserve operational effectiveness	Supports long-term deployment viability

Source: *Adapted from embedded AI co-design architectures, heterogeneous computing research, domain-specific accelerator systems, hardware-aware neural-network optimization, and industrial AI deployment frameworks.*

Understanding Hardware–AI Co-Design as a System-Level Discipline

Table 9.3-E3 illustrates that hardware–AI co-design is fundamentally a system-level engineering discipline. Traditional optimization approaches often focus on improving individual components,

such as models, processors, or memory subsystems, independently. By contrast, co-design emphasizes the interactions among these elements and seeks to optimize the overall computational ecosystem.

A central concept represented throughout the table is that system performance emerges from the coordination of multiple architectural layers rather than from any single technology component.

AI Model Architecture as the Starting Point

The first co-design dimension identified in the table is **AI Model Architecture**.

Model structures determine many of the computational requirements that propagate throughout the remainder of the system. Decisions involving operator selection, layer organization, network topology, and architectural complexity directly influence memory consumption, processing demands, latency characteristics, and hardware utilization.

Techniques such as architecture search, structured pruning, and hardware-aware neural design attempt to align model structures with the capabilities of target computing platforms.

Within a co-design framework, model architectures are therefore shaped not only by prediction quality but also by deployment requirements.

Numerical Representation and Computational Efficiency

The table identifies **Numerical Representation** as a distinct optimization dimension.

Modern AI systems increasingly employ quantization, mixed-precision arithmetic, and low-bit numerical formats to reduce computational overhead and memory utilization. These techniques influence the amount of processing required for inference and can significantly affect power consumption and execution speed.

Numerical optimization therefore provides a mechanism for balancing computational fidelity against resource constraints.

This capability is particularly important in embedded environments where power, memory, and thermal budgets are often limited.

Compiler Optimization as a Bridge Between Models and Hardware

The **Compiler Optimization** layer plays a crucial role in connecting AI models to underlying hardware resources.

Hardware-aware compilers perform tasks such as:

- Graph optimization
- Operator mapping
- Kernel fusion
- Platform-specific code generation

These activities help transform abstract model descriptions into efficient executable workloads.

The table emphasizes that compilers serve as translation mechanisms that enable AI models to exploit available hardware capabilities effectively.

Runtime Resource Management

Another important dimension represented in the table is **Runtime Resource Management**.

While compiler optimizations occur before execution, runtime systems continuously manage computational resources during operation. Responsibilities include scheduling workloads, allocating processing resources, selecting accelerators, and coordinating execution across heterogeneous computing environments.

Runtime management enables systems to adapt computational behavior to changing operational conditions while maintaining performance objectives.

This dimension is especially important in modern platforms containing diverse processing resources.

Memory Architecture as a Performance Determinant

The table highlights **Memory Architecture** as a co-design dimension equal in importance to processing hardware.

In many contemporary AI workloads, moving data between storage locations consumes more energy and introduces more delay than performing the associated arithmetic operations. As a result, memory organization becomes a critical determinant of overall system performance.

Techniques such as:

- High-bandwidth memory
- Near-memory computing
- Intelligent caching
- Data-locality optimization

seek to reduce data-movement overheads and improve execution efficiency.

The table illustrates that effective AI acceleration often depends as much on memory architecture as on processor capability.

Specialized Processing Hardware

The **Specialized Processing Hardware** dimension encompasses purpose-built computational resources designed to accelerate AI workloads.

Examples include:

- Neural Processing Units (NPUs)
- Digital Signal Processors (DSPs)
- Low-power GPUs
- FPGA-based reconfigurable fabrics
- Domain-specific accelerators

Each platform provides advantages for specific workload categories. Rather than relying solely on general-purpose processors, future cognitive platforms increasingly distribute different computational functions across specialized resources.

The objective is to improve performance while reducing energy consumption and processing overhead.

Hardware–Software Integration

The table identifies **Hardware–Software Integration** as a separate co-design activity.

This dimension addresses the coordination of models, compilers, runtime systems, memory resources, and processors as a unified architecture. Instead of optimizing each component independently, engineers evaluate how design decisions affect the entire system.

Hardware–software integration is therefore one of the defining principles of co-design methodologies.

Execution Predictability and Real-Time Behavior

The table also emphasizes **Execution Predictability**.

Industrial AI systems frequently operate within environments that require predictable timing behavior. Applications involving robotics, autonomous vehicles, industrial control, and safety-

relevant monitoring must often satisfy strict latency and responsiveness requirements.

Co-design strategies can improve predictability through:

- Resource isolation
- Deterministic scheduling
- Timing analysis
- Controlled execution pathways

However, the table appropriately recognizes that predictability emerges from comprehensive system design rather than from hardware acceleration alone.

Deployment Scalability and Lifecycle Sustainability

The final dimensions represented in the table address long-term deployment concerns.

Deployment Scalability

Industrial organizations increasingly seek reusable hardware–software platforms capable of supporting multiple product families and operational environments. Modular architectures, abstraction layers, and standardized integration approaches simplify deployment across large device populations.

Lifecycle Sustainability

Long-term operation introduces additional requirements involving maintenance, compatibility, update management, and hardware availability. Co-design activities must therefore consider not only immediate performance benefits but also the ongoing support requirements of deployed systems.

These dimensions extend co-design beyond technical optimization and into lifecycle management.

Understanding the Interdependence of Co-Design Dimensions

A broader lesson emerging from Table 9.3-E3 is that the individual dimensions cannot be considered independently.

Model architectures influence compiler strategies. Compiler behavior affects runtime execution. Runtime systems depend upon memory organization. Memory performance influences

hardware utilization. Hardware capabilities shape model design decisions.

The effectiveness of one dimension is therefore often determined by decisions made in another.

This interdependence represents one of the defining characteristics of hardware–AI co-design.

From AI Deployment to Cognitive Platform Engineering

The progression represented throughout the table reflects a broader shift in embedded AI engineering philosophy.

Traditional approaches often viewed AI deployment as the process of adapting existing models to available hardware. Hardware–AI co-design reframes the challenge by treating models, software infrastructures, memory systems, and computational hardware as components of a unified cognitive platform.

This perspective encourages optimization across the entire system rather than within isolated subsystems.

Overall Significance

Overall, Table 9.3-E3 demonstrates that hardware–AI co-design is a multidisciplinary engineering framework that integrates model architectures, numerical representations, compilers, runtime systems, memory hierarchies, specialized processors, and lifecycle-management considerations into a coordinated computational ecosystem. Through the joint optimization of these dimensions, embedded AI platforms can achieve improved computational efficiency, enhanced energy utilization, greater execution predictability, stronger model–hardware compatibility, and more scalable deployment strategies. The resulting architecture forms the foundation of hardware-aware cognitive platforms in which silicon and cognition are engineered together to support the next generation of embedded intelligent systems.

Computational Efficiency

Specialized accelerators frequently perform supported operations much more efficiently than general-purpose processors, increasing throughput while reducing overhead.

Energy Efficiency

Reducing unnecessary memory transfers and matching workloads to appropriate processing resources can dramatically improve energy utilization.

Execution Predictability

Carefully engineered hardware–software pipelines can improve execution consistency and reduce computational variability.

Importantly, predictability still depends upon scheduling policies, timing analysis, and validation procedures. Specialized hardware can support predictability but cannot guarantee it independently.

Model–Hardware Compatibility

Hardware-aware compilers and runtime systems optimize execution pathways, manage resources, and map workloads to available accelerators.

Scalable Deployment

Reusable hardware–software platforms simplify deployment across diverse industrial systems, reducing engineering complexity and operational costs.

While Table 9.3-E3 identifies the principal dimensions involved in hardware–AI co-design, these dimensions operate together within a broader cognitive computing architecture. In practice, hardware-aware model design, compiler optimization, runtime orchestration, memory management, and specialized processing hardware do not function as isolated engineering activities. Decisions made within one layer influence the behavior and performance of every other layer. Model architectures affect compiler strategies, compiler decisions influence runtime execution, runtime behavior depends on memory organization, and hardware capabilities shape the computational strategies available to AI models. Consequently, effective co-design requires viewing these elements as components of a unified computational ecosystem. Figure 9.3-E3 illustrates this integrated architecture and demonstrates how application objectives are transformed into optimized system outcomes through the coordinated interaction of AI models, software infrastructure, memory systems, and specialized hardware resources.

Figure 9.3-E3 presents a hardware–AI co-design architecture for embedded cognitive platforms. The figure illustrates how application objectives, model architectures, compiler optimizations, runtime orchestration mechanisms, specialized processing resources, and memory subsystems are engineered as a coordinated computational stack. Rather than treating AI models and computing hardware as separate design domains, the architecture integrates these components into a unified framework that seeks to optimize performance, efficiency, predictability, and scalability simultaneously. This perspective reflects an increasingly important trend in embedded AI development, where achieving meaningful improvements in inference performance depends as much on architectural coordination as on algorithmic innovation.

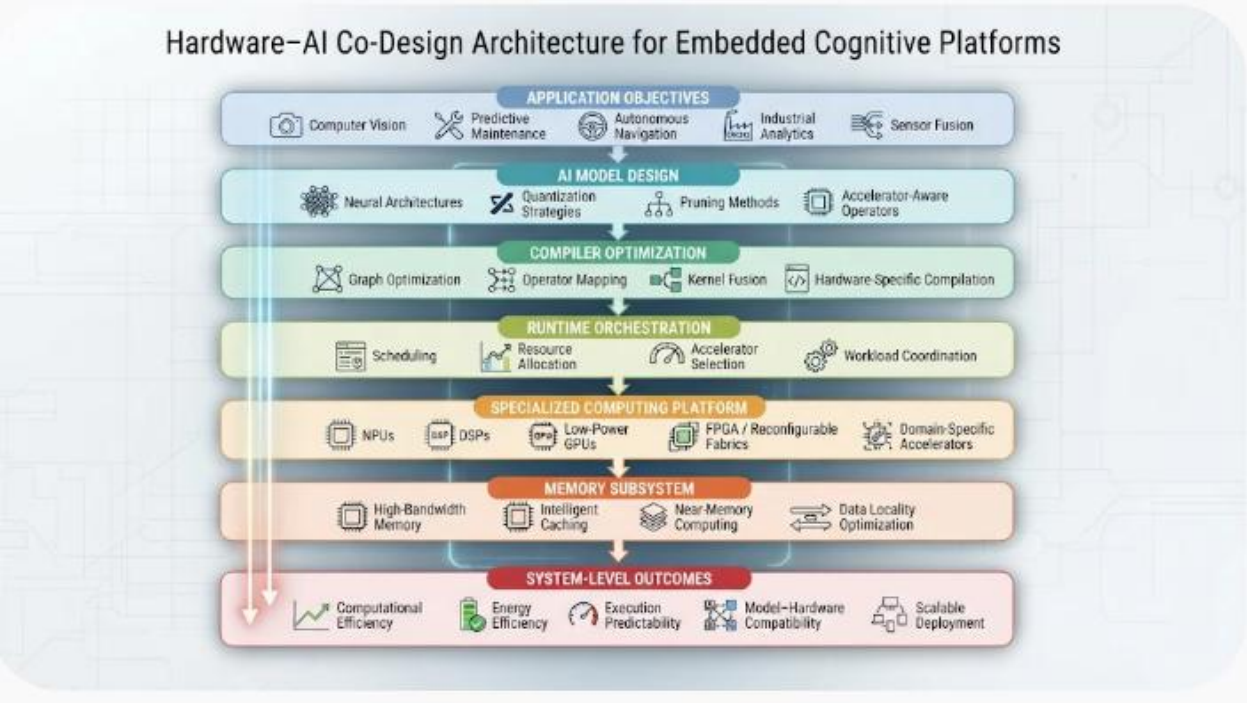

Figure 9.3-E3 – Hardware–AI Co-Design Architecture for Embedded Cognitive Platforms

The figure illustrates a layered framework in which application requirements, AI models, compiler technologies, runtime orchestration mechanisms, specialized computing resources, and memory architectures are jointly engineered to support efficient embedded intelligence. AI models are designed with awareness of hardware capabilities and are subsequently optimized through compiler transformations and runtime resource-management strategies. Specialized processors and advanced memory systems provide computational acceleration and data-movement efficiency, while coordinated orchestration mechanisms manage workload execution across heterogeneous resources. Together, these elements form a hardware-aware cognitive platform that seeks to optimize computational efficiency, energy utilization, execution predictability, model–hardware compatibility, and deployment scalability.

Legend

Figure Element	***Description***
Application Objectives	*Operational goals that drive hardware–AI co-design decisions.*
Computer Vision	*AI applications involving visual perception and image analysis.*
Predictive Maintenance	*Systems analyzing operational data to anticipate equipment degradation.*

Autonomous Navigation	*AI systems supporting locomotion, routing, and motion planning.*
Industrial Analytics	*Data-driven optimization and operational-intelligence applications.*
Sensor Fusion	*Integration of information from multiple sensing modalities.*
AI Model Design	*Layer responsible for developing hardware-aware AI models.*
Neural Architectures	*Structures defining AI model topology and computational behavior.*
Quantization Strategies	*Techniques reducing numerical precision to improve efficiency.*
Pruning Methods	*Reduction of redundant model parameters and operations.*
Accelerator-Aware Operators	*Model operations optimized for execution on target hardware.*
Compiler Optimization	*Software layer translating AI models into efficient executable workloads.*
Graph Optimization	*Reorganization of computational graphs for improved performance.*
Operator Mapping	*Assignment of model operators to appropriate hardware resources.*
Kernel Fusion	*Combination of multiple operations into more efficient execution units.*
Hardware-Specific Compilation	*Generation of optimized code targeting specific processors or accelerators.*
Runtime Orchestration	*Dynamic coordination of computational resources during execution.*
Scheduling	*Control of task timing and execution order.*

Resource Allocation	*Distribution of processing, memory, and communication resources.*
Accelerator Selection	*Assignment of workloads to specialized processing units.*
Workload Coordination	*Management of execution across heterogeneous resources.*
Specialized Computing Platform	*Hardware layer supporting accelerated AI execution.*
NPUs	*Neural Processing Units optimized for neural-network inference.*
DSPs	*Digital Signal Processors optimized for signal-processing tasks.*
Low-Power GPUs	*Energy-efficient graphics processors supporting parallel AI workloads.*
FPGA/Reconfigurable Fabrics	*Hardware platforms capable of runtime configurability.*
Domain-Specific Accelerators	*Specialized processors designed for particular AI workloads.*
Memory Subsystem	*Storage and data-movement infrastructure supporting computation.*
High-Bandwidth Memory	*Memory systems optimized for high data-transfer rates.*
Intelligent Caching	*Mechanisms reducing repeated data-access costs.*
Near-Memory Computing	*Computational approaches reducing data movement by processing closer to memory.*
Data Locality Optimization	*Strategies minimizing communication and memory-transfer overhead.*
System-Level Outcomes	*Performance characteristics emerging from successful co-design.*
Computational Efficiency	*Effective utilization of processing resources.*

Energy Efficiency	*Reduction of power consumption relative to computational work performed.*
Execution Predictability	*Consistency and stability of computational timing behavior.*
Model–Hardware Compatibility	*Effective alignment between AI models and computing hardware.*
Scalable Deployment	*Ability to deploy optimized solutions across multiple systems and environments.*

Understanding Hardware–AI Co-Design as a Layered Architecture

Figure 9.3-E3 illustrates hardware–AI co-design as a layered engineering process in which intelligence emerges from the coordinated interaction of application requirements, models, software infrastructure, hardware resources, and memory systems. Rather than treating AI software and computing hardware as separate concerns, the figure presents them as mutually dependent components of a unified cognitive platform.

A central concept represented throughout the figure is that performance optimization occurs across the entire stack rather than within individual layers alone.

Beginning with Application Objectives

The architecture begins with **Application Objectives**.

Computer vision, predictive maintenance, autonomous navigation, industrial analytics, and sensor fusion each impose different computational requirements. These requirements influence model complexity, latency expectations, memory demands, throughput requirements, and energy constraints.

Consequently, co-design begins with understanding what the system must accomplish operationally.

Designing Models with Hardware Awareness

The next layer is **AI Model Design**.

Instead of developing models independently and adapting them later, co-design methodologies incorporate hardware considerations during model development. Neural architectures, quantization strategies, pruning techniques, and accelerator-aware operators are selected with awareness of target deployment environments.

This approach helps ensure that models can exploit available computing resources effectively.

Transforming Models Through Compiler Optimization

The **Compiler Optimization** layer translates model designs into executable implementations.

Graph optimization, operator mapping, kernel fusion, and target-specific compilation transform abstract AI descriptions into forms better suited for the underlying hardware. The compiler therefore acts as an intermediary between cognitive algorithms and physical computational resources.

Without this translation layer, hardware capabilities may remain underutilized.

Coordinating Execution at Runtime

The **Runtime Orchestration** layer manages computational resources during operation.

Scheduling mechanisms determine execution order, resource-allocation systems distribute computational workloads, accelerator-selection mechanisms assign tasks to appropriate processors, and workload-coordination services manage interactions among heterogeneous computing resources.

This layer ensures that computational resources are utilized efficiently during real-world operation.

Leveraging Specialized Computing Platforms

The figure highlights the growing importance of **Specialized Computing Platforms**.

NPUs, DSPs, low-power GPUs, reconfigurable fabrics, and domain-specific accelerators each provide advantages for particular workload categories. Rather than relying on a single processing technology, future embedded AI systems increasingly distribute computation across heterogeneous hardware environments.

This capability improves both efficiency and flexibility.

Recognizing the Importance of Memory Systems

One of the most significant insights represented in the figure is the inclusion of the **Memory Subsystem** as a dedicated architectural layer.

Modern AI workloads frequently spend substantial resources moving data between memory locations. High-bandwidth memory, intelligent caching, near-memory computing, and data-locality strategies seek to reduce these overheads and improve overall computational efficiency.

The figure therefore reinforces that memory architecture is a critical component of AI-system design.

Achieving System-Level Outcomes

The architecture culminates in **System-Level Outcomes**.

Computational efficiency, energy efficiency, execution predictability, model–hardware compatibility, and scalable deployment are not produced by any single layer. Instead, they emerge from successful coordination across the entire co-design stack.

This perspective reflects one of the core principles of hardware–AI co-design.

Understanding Interdependence Across Layers

A broader lesson illustrated by the figure is the high degree of interdependence among architectural layers.

Application requirements influence model structures. Model structures affect compiler optimizations. Compiler decisions shape runtime execution behavior. Runtime performance depends upon hardware resources and memory architectures.

Each layer influences every other layer.

As a result, localized optimization alone is often insufficient to maximize system effectiveness.

From Deployment Optimization to Platform Engineering

The figure also highlights a fundamental shift in embedded AI development.

Traditional approaches often focus on optimizing deployed models for existing hardware. Hardware–AI co-design instead treats the entire computational platform as an object of engineering optimization.

This shift enables greater efficiency and better alignment between cognitive algorithms and deployment environments.

Overall Significance

Overall, Figure 9.3-E3 demonstrates how hardware–AI co-design transforms embedded intelligence from a collection of loosely connected components into a coordinated cognitive computing platform. Through the integration of application requirements, hardware-aware models, compiler optimizations, runtime orchestration mechanisms, specialized processors, and advanced memory architectures, the system achieves performance characteristics that cannot be realized through isolated optimization efforts alone. The resulting architecture provides a

foundation for future embedded AI platforms capable of delivering greater efficiency, scalability, predictability, and computational effectiveness through the joint engineering of silicon and cognition.

The result is not simply an AI application running on specialized hardware.

Rather, it is a **hardware-aware cognitive platform** in which:

- Neural architectures
- Compilers
- Memory systems
- Accelerators
- Runtime environments
- Scheduling mechanisms

are engineered as a coordinated whole.

Despite these advantages, hardware–AI co-design introduces challenges involving portability, lifecycle management, software compatibility, cybersecurity considerations, and long-term maintainability. These factors must remain integral elements of system architecture decisions.

The discussion of **Co-Designed Hardware–AI Stacks: Joint Engineering of Silicon and Cognition** established that future embedded AI systems can no longer be effectively engineered by treating models, compilers, runtime systems, memory hierarchies, and processing hardware as separate design domains. Instead, these components increasingly function as interdependent elements within a unified cognitive computing stack. Hardware-aware model design improves computational efficiency, compiler optimizations translate cognitive workloads into hardware-executable forms, runtime orchestration coordinates heterogeneous resources, and specialized accelerators provide the performance characteristics required by increasingly complex AI applications. Together, these developments demonstrate that intelligence is becoming deeply intertwined with the computational infrastructure that supports it.

However, hardware–AI co-design represents only one dimension of a broader transformation occurring within embedded intelligence. Earlier discussions introduced adaptive architectures capable of modifying computational behavior according to operational context and self-configuring edge intelligence capable of optimizing runtime behavior through continuous observation and adaptation. Hardware–AI co-design complements these capabilities by ensuring that the underlying computational platform is engineered to support such adaptation

efficiently and predictably. Viewed together, these developments suggest that future embedded AI systems will increasingly possess the ability to adapt what they compute, how they compute it, and where computation occurs across heterogeneous edge environments.

This convergence highlights an important architectural shift. Adaptive architectures primarily address **cognitive flexibility**, enabling systems to select appropriate models and reasoning strategies. Self-configuring intelligence addresses **operational optimization**, enabling systems to adjust scheduling, sensing, and resource allocation dynamically. Hardware–AI co-design addresses **computational efficiency**, ensuring that workloads can be executed effectively across specialized hardware resources. While each capability provides value independently, their greatest potential emerges when they operate together as components of a coordinated adaptive ecosystem.

At the same time, increasing autonomy in computational adaptation introduces new responsibilities. Runtime reconfiguration, workload redistribution, hardware-aware scheduling, and distributed optimization must remain bounded by governance requirements that preserve security, safety, trust, predictability, and accountability. Future architectures therefore require mechanisms capable of coordinating adaptation across cognitive, computational, and hardware layers while ensuring that all changes remain consistent with approved operational policies and validated system constraints.

This broader perspective leads naturally to **Synthesis: Toward a Self-Optimizing, Hardware-Aware, Context-Responsive Edge Ecosystem**. Rather than examining adaptive architectures, self-configuring intelligence, and hardware–AI co-design as separate technological developments, the following discussion considers how these capabilities can be integrated into a unified framework. Such an ecosystem continuously adapts cognitive behavior, optimizes resource utilization, and exploits specialized hardware resources while remaining governed by common assurance mechanisms that preserve security, safety, trust, and operational accountability. The result is a vision of embedded intelligence that evolves from static deployment toward controlled, context-aware, and continuously optimized industrial autonomy.

iv. Synthesis: Toward a Self-Optimizing, Hardware-Aware, Context-Responsive Edge Ecosystem

Adaptive architectures, self-configuring edge intelligence, and hardware–AI co-design represent three complementary dimensions of the next generation of embedded autonomy.

Each addresses a different aspect of system evolution:

- **Adaptive architectures** determine how computational behavior changes in response to context.
- **Self-configuring edge intelligence** determines how operational resources are continuously optimized.
- **Hardware–AI co-design** determines how computational capabilities are engineered for efficiency and predictability.

Together, they point toward a future in which embedded AI systems become increasingly capable of managing their own computational resources while continuing to operate within carefully defined safety, security, and governance boundaries.

This emerging architecture can be understood through three interconnected layers of adaptation.

Cognitive Adaptation

The system continuously selects appropriate models, analytical strategies, and inference pathways according to current objectives and environmental conditions.

Computational Adaptation

Resource allocation, scheduling, sensing frequency, memory usage, energy consumption, and workload placement are optimized dynamically according to available resources.

Hardware-Aware Adaptation

Workloads are mapped intelligently to CPUs, GPUs, NPUs, DSPs, accelerators, and memory subsystems according to their computational requirements.

The preceding discussions examined three major architectural trends shaping the future of embedded AI systems: adaptive architectures that dynamically modify computational behavior, self-configuring edge intelligence that continuously optimizes operational resources, and hardware–AI co-design approaches that align cognitive workloads with specialized computing platforms. Although each capability addresses a distinct aspect of system evolution, their true significance emerges when they are considered collectively rather than independently. Future

industrial AI systems will increasingly require the simultaneous coordination of context-aware reasoning, runtime optimization, and hardware-aware execution. Consequently, the next generation of embedded intelligence can be understood as an integrated ecosystem in which adaptation occurs across cognitive, computational, and hardware layers while remaining constrained by governance, safety, security, and lifecycle-management requirements. Table 9.3-E4 summarizes these integrated dimensions and illustrates how they contribute to the development of self-optimizing, hardware-aware, and context-responsive edge AI ecosystems.

Table 9.3-E4. Integrated Dimensions of Self-Optimizing Edge AI Ecosystems presents a unified view of the architectural capabilities that are expected to define future embedded AI environments. The table identifies the primary adaptation domains, their operational focus, representative adaptive activities, optimization objectives, governance requirements, and contributions to emerging industrial AI ecosystems. Rather than treating adaptation, runtime optimization, and hardware efficiency as separate engineering concerns, the table illustrates how these dimensions interact within a coordinated framework supporting intelligent, resource-aware, and accountable autonomy. Collectively, these capabilities provide the foundation for embedded systems that can continuously improve operational effectiveness while remaining aligned with organizational policies, safety constraints, and security requirements.

Table 9.3-E4 – Integrated Dimensions of Self-Optimizing Edge AI Ecosystems

Architectural Dimension	Primary Focus	Adaptive Activities	Optimization Objectives	Governance Requirements	Contribution to Future Industrial AI
Adaptive Architectures	Context-responsive computational behavior	Model switching, precision adaptation, workload redistribution, sensing adaptation	Balance performance, efficiency, and responsiveness	Approved adaptation policies and safety limits	Context-aware cognitive behavior
Self-Configuring Edge Intelligence	Runtime operational optimization	Scheduling adjustments, sensor management,	Maximize resource utilization and	Policy-constrained configuration management	Autonomous runtime optimization

		predictive configuration, fleet-informed learning	operational efficiency		
Hardware–AI Co-Design	Joint optimization of software and hardware	Hardware-aware model design, accelerator mapping, memory optimization	Improve efficiency, predictability, and scalability	Compatibility validation and lifecycle controls	Efficient cognitive computing platforms
Cognitive Adaptation Layer	AI reasoning adaptation	Model selection, inference-path selection, strategy adjustment	Optimize analytical capability	Explainability and decision-governance requirements	Intelligent decision flexibility
Computational Adaptation Layer	Runtime resource coordination	Scheduling, memory allocation, sensing management, workload placement	Improve computational effectiveness	Resource-management policies	Adaptive system performance
Hardware-Aware Adaptation Layer	Execution-platform optimization	Processor mapping, accelerator utilization, memory management	Maximize hardware efficiency	Validation and compatibility constraints	Efficient workload execution

Governance & Assurance Layer	Operational oversight	Policy enforcement, auditing, monitoring, rollback management	Preserve accountability and trustworthiness	Security, safety, trust, and compliance requirements	Controlled adaptation
Continuous Feedback Layer	Learning and improvement	Monitoring, telemetry analysis, performance evaluation	Refine future adaptation decisions	Lifecycle-management controls	Long-term optimization and resilience
Operational Outcome Layer	Mission effectiveness	Coordinated adaptation across all layers	Improve efficiency, reliability, and scalability	Enterprise governance alignment	Sustainable industrial autonomy

Source: *Adapted from adaptive computing architectures, autonomous edge-intelligence systems, hardware–software co-design frameworks, AI lifecycle-management practices, and industrial governance architectures.*

Understanding the Emergence of Self-Optimizing Edge Ecosystems

Table 9.3-E4 illustrates how future embedded AI architectures are evolving from isolated computational systems into integrated adaptive ecosystems. Traditional embedded systems generally operate according to predefined computational configurations and largely static resource-allocation strategies. In contrast, next-generation AI environments increasingly support continuous adaptation, runtime optimization, and hardware-aware execution across distributed edge infrastructures.

A central theme represented throughout the table is that adaptation occurs simultaneously at multiple levels. Effective self-optimization requires not only intelligent decision-making but also efficient resource management, hardware utilization, governance enforcement, and continuous operational learning.

Adaptive Architectures and Context-Responsive Behavior

The first dimension identified in the table is **Adaptive Architectures**.

Adaptive architectures focus on modifying computational behavior according to changing operational circumstances. This capability allows systems to adjust model selection, sensing strategies, execution pathways, and workload-distribution approaches based on observed context.

The primary objective is to balance performance, responsiveness, and resource utilization while preserving operational continuity. Rather than assuming that a single configuration remains optimal under all conditions, adaptive architectures continuously seek appropriate tradeoffs based on current requirements.

Within the broader ecosystem, this dimension contributes context-aware cognitive behavior and serves as the primary mechanism through which systems respond to environmental variability.

Self-Configuring Edge Intelligence and Runtime Optimization

The second dimension is **Self-Configuring Edge Intelligence**.

Where adaptive architectures focus on computational flexibility, self-configuring intelligence focuses on the optimization of operational resources. Runtime scheduling, sensing strategies, workload management, and predictive configuration activities continuously adjust system behavior according to changing operating conditions.

This layer enables AI systems to improve efficiency without requiring continuous manual intervention. By analyzing telemetry, operational objectives, and resource conditions, systems can identify opportunities to improve performance, reduce waste, and maintain operational effectiveness.

The contribution of this dimension is the creation of autonomous runtime optimization capabilities that support efficient large-scale operation.

Hardware–AI Co-Design and Computational Efficiency

The third architectural dimension represented in the table is **Hardware–AI Co-Design**.

Hardware-aware optimization ensures that applications, models, compilers, runtime systems, memory architectures, and specialized processors operate as components of a coordinated computing platform.

This approach recognizes that efficient AI execution depends not only on algorithmic quality but also on effective utilization of available hardware resources. Hardware-aware design improves computational efficiency, energy utilization, execution predictability, and deployment scalability.

Within the overall ecosystem, this dimension provides the computational foundation upon which higher-level adaptation processes operate.

Cognitive Adaptation as the Intelligence Layer

The table next introduces **Cognitive Adaptation** as a distinct adaptation layer.

Cognitive adaptation governs how AI systems modify their reasoning strategies according to current objectives and environmental conditions. This includes selecting appropriate models, inference pathways, and analytical approaches.

The goal is to ensure that cognitive behavior remains aligned with changing operational requirements. Cognitive adaptation therefore represents the layer most closely associated with AI reasoning and decision-making processes.

Its contribution lies in providing intelligent flexibility without requiring manual redesign of the system.

Computational Adaptation as the Resource-Management Layer

The **Computational Adaptation** layer focuses on managing computational resources.

Scheduling, memory allocation, sensing frequency adjustments, workload placement decisions, and energy-management strategies operate continuously to balance competing operational demands.

Unlike cognitive adaptation, which determines how the system reasons, computational adaptation determines how available resources are organized to support that reasoning efficiently.

This layer provides the operational mechanisms necessary for sustaining performance under dynamic conditions.

Hardware-Aware Adaptation and Platform Optimization

The table further identifies **Hardware-Aware Adaptation**.

This capability concerns the intelligent mapping of workloads to heterogeneous processing resources such as CPUs, GPUs, NPUs, DSPs, accelerators, and memory subsystems.

The objective is to match computational requirements with the most appropriate execution resources available at any given time. This improves efficiency while helping maintain predictable runtime behavior.

Hardware-aware adaptation therefore serves as a bridge between high-level computational objectives and the underlying computing platform.

Governance and Assurance as Enabling Mechanisms

The **Governance and Assurance Layer** occupies a particularly important position within the table.

Adaptive systems introduce both opportunities and risks. Without appropriate controls, continuous optimization could result in unintended behavior, policy violations, unpredictable execution characteristics, or unsafe operational conditions.

Governance mechanisms establish:

- Authorized configurations
- Adaptation limits
- Safety constraints
- Cybersecurity protections
- Monitoring procedures
- Audit capabilities
- Recovery mechanisms

These functions ensure that adaptation remains controlled and accountable rather than unrestricted.

Continuous Feedback as a Foundation for Improvement

The table identifies **Continuous Feedback** as another critical dimension.

Future edge ecosystems depend upon telemetry collection, monitoring, operational assessment, and performance evaluation to improve adaptation quality over time.

Feedback mechanisms provide information regarding the effectiveness of adaptation decisions and support the refinement of future optimization strategies.

This creates a closed-loop architecture in which operational experiences continuously influence future behavior.

Operational Outcomes and Sustainable Autonomy

The final dimension represented in the table is the **Operational Outcome Layer**.

All adaptation activities ultimately support mission effectiveness, resource efficiency, resilience, scalability, and operational reliability. The purpose of self-optimization is not adaptation for its own sake but rather the achievement of sustained operational objectives within changing environments.

This layer links technical adaptation to real-world organizational and operational goals.

Understanding the Relationships Among Dimensions

A broader lesson emerging from Table 9.3-E4 is that no single adaptation layer operates independently.

Cognitive adaptation influences computational demands. Computational adaptation affects hardware utilization. Hardware-aware adaptation shapes execution characteristics. Governance mechanisms constrain all adaptation activities. Continuous feedback informs future adjustments.

The resulting ecosystem functions as a tightly coupled architecture in which each dimension contributes to overall system behavior.

From Adaptive Systems to Adaptive Ecosystems

The progression represented throughout the table reflects an important shift in embedded AI development.

Earlier generations of intelligent systems focused primarily on improving individual models or isolated devices. The integrated framework represented in Table 9.3-E4 extends this perspective to encompass entire computational ecosystems capable of coordinating adaptation across devices, edge platforms, accelerators, memory systems, and governance frameworks.

The focus therefore shifts from adapting individual components to managing adaptive ecosystems.

Overall Significance

Overall, Table 9.3-E4 demonstrates how adaptive architectures, self-configuring edge intelligence, hardware–AI co-design, governance mechanisms, and continuous feedback systems converge to form the foundation of future self-optimizing edge AI ecosystems. Through coordinated adaptation of cognitive behavior, computational resources, and hardware execution strategies, these architectures can continuously improve performance, efficiency, and responsiveness while preserving security, safety, trust, and accountability. The resulting framework provides a conceptual model for the next generation of industrial AI systems that

operate not as static computational infrastructures but as intelligent, adaptive, and continuously evolving cyber-physical ecosystems.

These adaptive processes must operate under a common governance framework that:

- Defines authorized configurations
- Establishes adaptation limits
- Preserves safety constraints
- Maintains cybersecurity protections
- Supports monitoring and auditing
- Enables rollback and recovery procedures

While Table 9.3-E4 identifies the principal dimensions contributing to self-optimizing edge AI ecosystems, these dimensions operate as components of a larger adaptive ecosystem rather than as independent architectural capabilities. Cognitive adaptation, runtime optimization, hardware-aware execution, governance enforcement, and continuous learning must function together to support intelligent behavior across distributed environments. Each layer contributes a distinct form of adaptation, yet all depend upon a shared flow of operational information, resource awareness, policy enforcement, and performance feedback. As embedded AI systems become increasingly autonomous and interconnected, understanding the relationships among these layers becomes as important as understanding the individual adaptation mechanisms themselves. Figure 9.3-E4 illustrates this integrated ecosystem architecture and demonstrates how context-awareness, optimization, governance, and feedback are coordinated to support controlled self-optimization across future industrial edge environments.

Figure 9.3-E4 presents a self-optimizing edge AI ecosystem architecture that integrates adaptive reasoning, runtime optimization, hardware-aware execution, governance controls, and continuous learning into a unified framework. The figure illustrates how future embedded AI systems may coordinate adaptation across multiple layers simultaneously while preserving predictability, accountability, safety, and operational control. Rather than treating intelligence, computation, and hardware resources as separate concerns, the architecture combines them into a continuously evolving ecosystem capable of responding to changing operational conditions and resource constraints. Through governance-controlled adaptation and feedback-driven refinement, the framework provides a conceptual model for future industrial AI systems that are responsive, efficient, resilient, and operationally trustworthy.

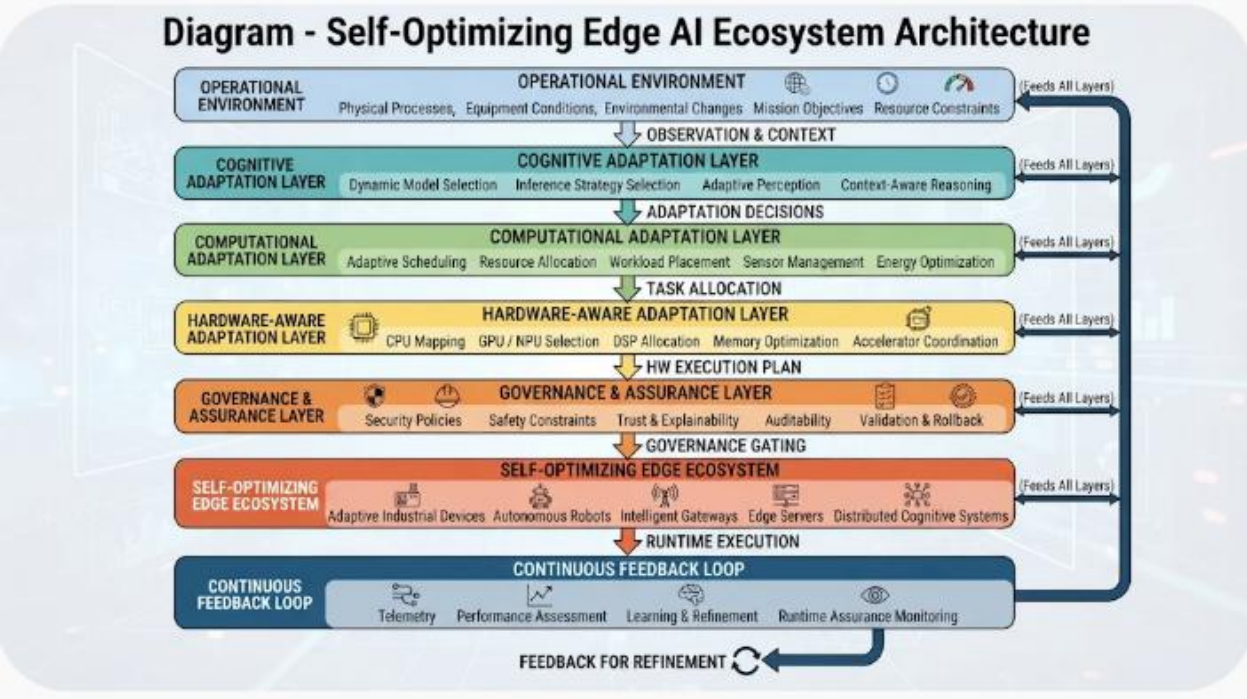

Figure 9.3-E4 – Self-Optimizing Edge AI Ecosystem Architecture

The figure illustrates a unified architectural framework that combines adaptive reasoning, autonomous runtime optimization, hardware-aware execution, governance enforcement, and continuous feedback into a coordinated edge AI ecosystem. Operational conditions originating from physical environments provide context information that drives adaptation across cognitive, computational, and hardware layers. Governance and assurance mechanisms constrain all adaptation activities through security policies, safety requirements, trust controls, auditing capabilities, validation procedures, and rollback mechanisms. Adaptive systems operating within these constraints continuously optimize computational behavior, resource utilization, execution strategies, and workload placement while maintaining accountability and operational assurance. A continuous feedback loop evaluates outcomes and supports ongoing refinement of adaptive behavior throughout the ecosystem.

Legend

Figure Element	***Description***
Operational Environment	*External environment providing context for adaptive decision-making and optimization activities.*
Physical Processes	*Real-world industrial operations and cyber-physical activities.*
Equipment Conditions	*Operational status and health of deployed industrial assets.*

Environmental Changes	*Variations in surrounding physical and operational conditions.*
Mission Objectives	*Operational goals and performance requirements guiding system behavior.*
Resource Constraints	*Limitations involving computation, energy, communication, memory, and available hardware resources.*
Observation & Context	*Situational information derived from environmental monitoring and system observation.*
Cognitive Adaptation Layer	*Adaptive intelligence layer responsible for modifying reasoning behavior.*
Dynamic Model Selection	*Selection among validated AI models based on current requirements and conditions.*
Inference Strategy Selection	*Choice of analytical methods and reasoning pathways appropriate to current tasks.*
Adaptive Perception	*Modification of sensing and analytical intensity according to environmental conditions.*
Context-Aware Reasoning	*Decision-making informed by operational circumstances and mission requirements.*
Adaptive Decisions	*Outputs generated by cognitive adaptation processes.*
Computational Adaptation Layer	*Runtime optimization layer responsible for managing computational resources.*
Adaptive Scheduling	*Dynamic adjustment of task execution timing and priorities.*
Resource Allocation	*Distribution of computational, memory, and energy resources.*
Workload Placement	*Assignment of workloads across devices, gateways, edge nodes, and cloud resources.*
Sensor Management	*Optimization of sensing behavior and observation schedules.*

Energy Optimization	*Adaptation strategies aimed at improving energy efficiency.*
Task Allocation	*Distribution of computational work across available resources.*
Hardware-Aware Adaptation Layer	*Layer optimizing execution according to hardware capabilities.*
CPU Mapping	*Assignment of workloads to general-purpose processing resources.*
GPU/NPU Selection	*Allocation of computational tasks to specialized AI accelerators.*
DSP Allocation	*Distribution of signal-processing workloads to DSP resources.*
Memory Optimization	*Efficient management of data movement and memory resources.*
Accelerator Coordination	*Cooperative utilization of heterogeneous computing hardware.*
Hardware Execution Plan	*Coordinated execution strategy based on available hardware resources.*
Governance & Assurance Layer	*Cross-cutting control layer governing adaptation and optimization processes.*
Security Policies	*Requirements protecting systems, software, communications, and data.*
Safety Constraints	*Operational limits preventing unacceptable system behavior.*
Trust & Explainability	*Mechanisms supporting transparency, accountability, and interpretable operation.*
Auditability	*Preservation of evidence supporting review, investigation, and accountability.*
Validation & Rollback	*Approval, verification, recovery, and restoration mechanisms.*
Governance Gating	*Enforcement of approved adaptation boundaries before execution.*
Self-Optimizing Edge Ecosystem	*Collection of intelligent systems operating under coordinated adaptation and governance.*

Adaptive Industrial Devices	*Embedded intelligent systems performing local adaptation.*
Autonomous Robots	*Robotic systems capable of autonomous decision-making and optimization.*
Intelligent Gateways	*Intermediate edge systems supporting coordination and resource management.*
Edge Servers	*Computational platforms providing local analytics and orchestration services.*
Distributed Cognitive Systems	*Multiple cooperating AI systems operating across distributed environments.*
Runtime Execution	*Operational implementation of approved adaptation decisions.*
Continuous Feedback Loop	*Mechanism supporting monitoring, evaluation, learning, and refinement.*
Telemetry	*Operational measurements describing system behavior and performance.*
Performance Assessment	*Evaluation of adaptation effectiveness and operational outcomes.*
Learning & Refinement	*Improvement of adaptation strategies using observed results.*
Runtime Assurance Monitoring	*Continuous validation of compliance, safety, security, and governance requirements.*
Feedback for Refinement	*Closed-loop process supporting continuous improvement throughout the ecosystem.*

Understanding the Self-Optimizing Edge Ecosystem

Figure 9.3-E4 presents a conceptual model of how future embedded AI systems may evolve from individual adaptive devices into coordinated, self-optimizing edge ecosystems. Rather than viewing adaptation as a localized activity performed by isolated systems, the figure presents

adaptation as a multi-layer process spanning reasoning, computation, hardware execution, governance, and continuous learning.

A central concept represented throughout the architecture is that adaptation occurs simultaneously across multiple layers while remaining subject to common assurance constraints.

Beginning with Operational Context

The architecture begins with the **Operational Environment**.

Physical processes, equipment conditions, environmental changes, mission objectives, and resource limitations generate the context information upon which all subsequent adaptation decisions depend. As conditions evolve, the ecosystem continuously observes and interprets these changes.

Operational awareness therefore serves as the foundation for all adaptive behavior.

Adapting Cognitive Behavior

The first adaptation layer is the **Cognitive Adaptation Layer**.

This layer determines how the system reasons about its environment. Dynamic model selection, adaptive perception, alternative inference strategies, and context-aware reasoning allow AI systems to modify analytical behavior according to changing conditions.

The objective is to ensure that cognitive resources remain aligned with operational requirements and environmental complexity.

Optimizing Computational Resources

The **Computational Adaptation Layer** focuses on runtime optimization.

Adaptive scheduling, workload placement, resource allocation, sensor management, and energy optimization allow the system to adjust how computational resources are utilized. Unlike cognitive adaptation, which determines what the system reasons about, computational adaptation determines how resources support those reasoning processes.

This layer provides operational efficiency and responsiveness.

Aligning Workloads with Hardware Capabilities

The next layer is **Hardware-Aware Adaptation**.

Modern systems often contain CPUs, GPUs, NPUs, DSPs, and additional accelerators. Hardware-aware adaptation determines how workloads are distributed across these heterogeneous resources.

By mapping computation to appropriate processors and memory systems, the architecture improves efficiency while preserving predictable execution.

This layer reflects the influence of hardware–AI co-design within future edge ecosystems.

Governing Adaptation

A key feature of the architecture is the **Governance & Assurance Layer**.

Security controls, safety constraints, explainability mechanisms, audit capabilities, validation procedures, and rollback functions evaluate proposed adaptations before execution. This layer establishes operational boundaries and ensures that adaptive behavior remains consistent with approved requirements.

The figure therefore reinforces an important distinction:

Future systems pursue controlled self-optimization rather than unrestricted self-modification.

Executing Within a Distributed Ecosystem

The **Self-Optimizing Edge Ecosystem** layer represents the environments in which adaptation occurs.

Adaptive devices, autonomous robots, intelligent gateways, edge servers, and distributed cognitive systems collectively execute approved adaptation strategies. These components form a distributed ecosystem rather than a single adaptive system.

The architecture therefore scales adaptation across entire industrial environments.

Learning Through Continuous Feedback

The architecture concludes with a **Continuous Feedback Loop**.

Telemetry, performance assessments, learning activities, and runtime assurance monitoring continuously evaluate adaptation outcomes. The resulting information feeds back into every adaptation layer, supporting refinement and long-term improvement.

This feedback structure transforms adaptation into a continuous operational process.

Integrating the Three Future Directions

One of the most important lessons illustrated by the figure is the integration of the three future directions discussed throughout the chapter:

- **Adaptive Architectures** contribute cognitive adaptation.
- **Self-Configuring Edge Intelligence** contributes computational adaptation and runtime optimization.
- **Hardware–AI Co-Design** contributes hardware-aware adaptation and execution efficiency.

The architecture demonstrates how these concepts converge into a unified ecosystem.

From Adaptive Systems to Adaptive Ecosystems

The progression represented in the figure reflects a broader transition in industrial AI.

Earlier generations of embedded intelligence focused on individual devices executing fixed algorithms. Future systems increasingly consist of interconnected adaptive entities capable of coordinating reasoning, computational resources, hardware capabilities, and operational knowledge across distributed environments.

The focus therefore shifts from optimizing isolated systems to optimizing entire ecosystems.

Overall Significance

Overall, Figure 9.3-E4 demonstrates how adaptive architectures, self-configuring edge intelligence, hardware–AI co-design, governance controls, and continuous learning mechanisms can be integrated into a unified self-optimizing edge ecosystem. Through coordinated adaptation across cognitive, computational, and hardware layers, the architecture enables intelligent systems to continuously improve performance, efficiency, responsiveness, and resource utilization while preserving security, safety, trust, auditability, and accountability. The resulting framework provides a conceptual foundation for future industrial AI ecosystems capable of operating as adaptive, resilient, and continuously evolving cyber-physical environments while remaining governed by defined operational and assurance boundaries.

The future objective is therefore not unrestricted self-modification, autonomous code generation, or uncontrolled system evolution.

Rather, it is **controlled self-optimization**: systems capable of continuously improving computational efficiency, responsiveness, and resource utilization while remaining secure, safe, explainable, auditable, and operationally accountable.

Such architectures represent an important step toward industrial ecosystems that behave less like static automation infrastructures and more like adaptive cognitive environments capable of coordinating intelligence, computation, communication, and physical operations as a unified system.

The discussion of **Future AI Directions: Adaptive Architectures, Self-Configuring Edge Intelligence, and Co-Designed Hardware–AI Stacks** examined several technological trajectories that are expected to shape the next generation of embedded intelligence. Adaptive architectures introduced mechanisms for context-responsive computational behavior. Self-configuring edge intelligence demonstrated how runtime optimization can continuously refine resource utilization and operational performance. Hardware–AI co-design showed how cognition and silicon can be engineered as a unified computational platform to improve efficiency, scalability, and predictability. Collectively, these developments move embedded AI beyond static deployment models toward systems capable of controlled adaptation, distributed optimization, and hardware-aware execution. However, understanding these technologies individually is only the first step in designing effective real-world Physical AI systems.

In practice, autonomous industrial systems are rarely implemented through isolated architectural features. Engineers and system architects must integrate perception, reasoning, control, communication, lifecycle management, security, safety, trust, adaptation, and computational optimization into coherent deployment architectures capable of supporting operational objectives across diverse environments. This integration requires more than selecting technologies; it requires identifying recurring architectural structures that successfully balance intelligence, efficiency, resiliency, governance, and operational assurance. As Physical AI systems become increasingly complex, architectural design patterns provide a useful mechanism for translating individual technologies into repeatable deployment strategies.

Moreover, many of the concepts introduced throughout this chapter exhibit strong interdependencies. Distributed edge intelligence depends on reliable sensing architectures. Adaptive decision-making relies on governed lifecycle-management processes. Hardware-aware optimization interacts with workload orchestration and resource management. Security, safety, and trust mechanisms influence every stage of deployment and operation. As a result, effective Physical AI architectures emerge not from isolated design decisions but from the careful synthesis of multiple complementary architectural principles.

This need for integration leads naturally to **Architectural Synthesis and Design Patterns for Physical AI Deployment**. Rather than focusing on individual technologies or adaptation mechanisms, the following discussion examines how the concepts developed throughout the chapter can be combined into practical architectural patterns for deploying intelligent systems

in real-world environments. By synthesizing sensing, cognition, edge computing, lifecycle management, assurance frameworks, adaptive optimization, and hardware-aware execution, these patterns provide a foundation for building scalable, resilient, governable, and operationally effective Physical AI systems.

f. Synthesis for Architectural Synthesis and Design Patterns for Physical AI Deployment

The study of Physical AI architectures reveals that industrial autonomy is not created by any single processor, AI model, software platform, or deployment location. Rather, it emerges from a distributed cognitive ecosystem in which intelligence is continuously coordinated across embedded devices, sensing networks, edge infrastructure, and cloud-scale learning systems. The effectiveness of this ecosystem depends on the careful integration of physical constraints, computational resources, operational objectives, lifecycle processes, and governance mechanisms into a coherent architectural framework.

At the foundation of this framework lie four fundamental design forces: **latency, bandwidth, energy, and reliability**. These forces establish the physical and operational boundaries within which embedded intelligence must function. Unlike cloud environments, where computational resources can often be scaled elastically, Physical AI systems must continuously operate within finite response-time budgets, communication capacities, energy reserves, and reliability requirements. Consequently, these constraints determine not only how AI models are executed, but also where cognition can reside and how intelligence must be distributed throughout the edge-cloud continuum.

Within these boundaries, several complementary architectural patterns emerge that collectively define the operational structure of embedded autonomy:

- **On-device AI** delivers immediate perception, inference, and reflexive decision-making directly at the point of interaction with the physical world.
- **IoT-centric AI** distributes lightweight intelligence across sensing nodes and gateways, supporting local analytics, event detection, semantic compression, and bandwidth-efficient information aggregation.
- **Hybrid edge-cloud AI** partitions computational workloads across multiple execution tiers, balancing low-latency responsiveness with access to more substantial computational resources.
- **Cloud-assisted AI** provides enterprise-scale learning, predictive modeling, digital-twin simulation, policy governance, and large-scale coordination across facilities and operational domains.

Together, these architectural approaches establish the computational foundation of distributed industrial cognition. They demonstrate that local responsiveness, contextual reasoning, and

global optimization are not competing objectives but complementary forms of intelligence that operate at different temporal and spatial scales.

Yet deploying AI models is only the beginning of the operational journey. Sustained industrial autonomy requires a comprehensive **AI lifecycle management framework** that governs how intelligence is introduced, monitored, refined, and evolved over time. Deployment validation ensures compatibility with hardware platforms and operational requirements. Runtime monitoring provides visibility into performance and behavior. Drift detection identifies when environmental conditions or system dynamics begin to diverge from model assumptions. Controlled retraining, validation, and secure over-the-air updates enable systems to evolve while maintaining operational integrity and safety.

Equally critical is the integration of **security, safety, and trust directly into the embedded decision loop**. Security mechanisms protect AI assets, communications, and runtime environments from unauthorized access or manipulation. Safety mechanisms constrain autonomous behavior within validated operating boundaries and preserve independent protective functions. Trust mechanisms provide transparency, explainability, traceability, and accountability, enabling operators and organizations to understand, verify, and evaluate AI-supported decisions. Together, these capabilities establish the foundation for trustworthy industrial autonomy.

These requirements become increasingly important as AI systems gain greater autonomy and adaptive capabilities. Modern embedded systems can modify inference pathways, coordinate decisions across distributed platforms, receive remote model updates, and adjust behavior in response to changing operational conditions. However, autonomous optimization cannot operate without limits. It must remain subordinate to validated safety constraints, cybersecurity policies, governance frameworks, regulatory requirements, and appropriate human oversight. The purpose of autonomy is not to eliminate control, but to execute intelligence within carefully defined boundaries.

Looking forward, emerging developments such as **adaptive architectures**, **self-configuring edge intelligence**, and **hardware-AI co-design** indicate a significant evolution in the nature of embedded cognition. Future systems will increasingly adjust their computational structures dynamically, optimize resource utilization automatically, and exploit specialized hardware designed specifically for AI workloads. These trends point toward intelligent systems capable of continuously adapting themselves to changing operational demands while maintaining efficiency, safety, and reliability.

Collectively, these architectural dimensions form what may be described as the **design grammar of embedded autonomy**: a unified framework that links physical constraints, distributed intelligence, lifecycle management, safety engineering, governance, and future computational technologies into a coherent system architecture.

The resulting architecture can be understood as a **distributed cognitive fabric** in which different computational layers contribute distinct forms of intelligence:

- **Embedded devices** provide immediate perception, local inference, and time-critical decision-making.
- **IoT gateways** aggregate information, perform lightweight analytics, and manage communication among distributed assets.
- **Industrial edge platforms** support contextual reasoning, workload orchestration, and computationally intensive inference near operational environments.
- **Cloud platforms** provide global learning, predictive intelligence, enterprise coordination, digital-twin simulation, and centralized governance.

Together, these layers form a coordinated edge-cloud continuum in which **reflexive cognition**, **situational cognition**, **coordinated cognition**, and **strategic cognition** coexist. Their integration enables autonomous systems to function effectively across individual devices, production lines, robotic fleets, industrial facilities, and geographically distributed enterprise operations while balancing responsiveness, efficiency, resilience, and safety.

Having established the principal architectural dimensions of Physical AI deployment, the discussion now turns toward a consolidated view of how these elements interact. The preceding sections examined latency, bandwidth, energy, and reliability constraints; explored alternative deployment architectures; introduced lifecycle-management frameworks; and analyzed the integration of security, safety, and trust mechanisms. While each topic provides an important perspective on embedded autonomy, their collective significance becomes clearer when viewed as components of a unified architectural system.

The preceding discussion examined the principal dimensions that shape Physical AI deployment, including AI-centric design trade-offs, deployment architectures, lifecycle-management frameworks, integrated security and safety mechanisms, and emerging adaptive intelligence capabilities. While each of these dimensions addresses a specific aspect of embedded autonomy, their collective significance is best understood when viewed as elements of a unified architectural framework. Engineers rarely optimize latency, reliability, security, lifecycle management, or cognitive distribution independently. Instead, they must balance these

considerations simultaneously to produce systems that are responsive, efficient, resilient, and trustworthy.

The preceding discussion has shown that Physical AI deployment requires the integration of multiple architectural dimensions that are often examined separately. Physical constraints establish the operational boundaries for intelligent systems, deployment architectures determine where cognition resides, lifecycle-management frameworks govern how intelligence evolves, and security, safety, and trust mechanisms ensure that autonomous behavior remains reliable and accountable. Emerging technologies such as adaptive architectures, self-configuring edge intelligence, and hardware–AI co-design further expand the capabilities of embedded autonomy by enabling controlled adaptation to changing conditions. When considered collectively, these dimensions form a set of recurring architectural patterns that guide the design of intelligent physical systems. Table 9.3-F1 synthesizes these patterns into a unified framework that highlights their objectives, benefits, tradeoffs, and governance implications for Physical AI deployment.

Table 9.3-F1 – Architectural Design Patterns for Physical AI Deployment presents an integrated view of the principal architectural patterns that collectively define modern Physical AI systems. The framework consolidates the major concepts introduced throughout this chapter, including distributed cognition, edge-cloud computing, lifecycle management, secure model evolution, trustworthy autonomy, and adaptive intelligence. Rather than treating these capabilities as isolated technologies, the table demonstrates how they function as interconnected design elements within a larger architectural system. By organizing these patterns according to their objectives, benefits, tradeoffs, and governance requirements, the framework provides a practical reference for understanding the multidimensional nature of embedded AI architecture.

Table 9.3-F1 – Architectural Design Patterns for Physical AI Deployment

Architectural Dimension	Design Objective	Representative Pattern	Primary Benefits	Key Tradeoffs	Governance Considerations
Physical Constraints	Operate within real-world limitations	Latency-aware and energy-aware architectures	Predictable performance and responsiveness	Resource limitations	Operational certification and validation

On-Device Intelligence	Enable immediate perception and reflexive action	Embedded inference and local decision-making	Ultra-low latency and autonomy	Limited computational capacity	Runtime verification and safety controls
IoT-Centric Intelligence	Distribute intelligence across sensing networks	Event-driven sensing and local analytics	Scalable sensing and bandwidth reduction	Limited context visibility	Secure communication and device authentication
Hybrid Edge-Cloud Intelligence	Balance responsiveness and computational power	Distributed workload partitioning	Flexible performance optimization	Orchestration complexity	Policy-based workload management
Cloud-Assisted Intelligence	Enable enterprise-scale learning and coordination	Centralized model management and digital twins	Global optimization and fleet intelligence	Communication dependence	Governance and lifecycle oversight
Lifecycle Management	Sustain model effectiveness over time	Closed-loop monitoring and adaptation	Continuous improvement	Management complexity	Traceability and deployment authorization
Drift-Aware Operation	Maintain alignment with environmental conditions	Continuous drift monitoring and adaptive response	Increased model longevity	Operational overhead	Risk-based adaptation controls
OTA Model Evolution	Distribute validated improvements	Secure remote model deployment	Scalable update management	Cybersecurity exposure	Approval workflows and rollback procedures

Security-by-Architecture	Protect intelligence and infrastructure	Multi-layer security integration	Increased resilience and trust	Additional computational overhead	Cybersecurity compliance
Safety-by-Architecture	Constrain autonomous behavior	Independent safety layers and supervisory control	Reduced operational risk	Reduced operational flexibility	Functional-safety validation
Trust-by-Architecture	Enable accountability and explainability	Transparent and auditable decision processes	Improved organizational confidence	Increased implementation complexity	Regulatory and governance assurance
Adaptive Architectures	Support context-responsive computation	Dynamic model and execution-path selection	Improved efficiency and flexibility	Verification complexity	Bounded adaptation policies
Self-Configuring Intelligence	Automate runtime optimization	Resource-aware configuration management	Reduced operational overhead	Adaptation-management challenges	Human oversight requirements
Hardware-AI Co-Design	Jointly optimize cognition and execution	Hardware-aware cognitive platforms	Higher performance and energy efficiency	Portability limitations	Platform lifecycle management
Distributed Cognitive Fabric	Coordinate intelligence across all layers	Integrated edge-cloud cognition	Enterprise-scale autonomous capability	Architectural complexity	End-to-end governance and accountability

Table 9.3-F1 illustrates that Physical AI architecture is fundamentally an exercise in balancing competing technical, operational, and organizational requirements. The framework

demonstrates that successful autonomous systems emerge not from optimizing a single design objective but from coordinating multiple architectural patterns that collectively address performance, efficiency, resilience, adaptability, and governance.

The foundation of the framework is formed by **physical constraints**, which establish the real-world operating boundaries within which all subsequent architectural decisions must function. Latency, bandwidth, energy availability, and reliability requirements influence where intelligence can be placed, how decisions are coordinated, and what forms of autonomy are practical. Unlike traditional cloud-centric computing environments, Physical AI systems must continuously respect these constraints while maintaining acceptable operational performance. Consequently, many of the architectural patterns shown in the table can be viewed as responses to these underlying physical realities.

Building upon this foundation are the patterns associated with **distributed cognition**, including on-device intelligence, IoT-centric intelligence, hybrid edge-cloud intelligence, and cloud-assisted intelligence. Together, these patterns define how cognitive responsibilities are distributed across the edge-cloud continuum. The table highlights that each architectural tier contributes distinct capabilities. On-device intelligence prioritizes immediacy and reflexive responsiveness, IoT-centric intelligence supports distributed sensing and local analytics, hybrid edge-cloud systems balance responsiveness and computational scalability, and cloud-assisted intelligence provides enterprise-wide learning and coordination. Rather than competing alternatives, these patterns represent complementary forms of cognition operating at different temporal and spatial scales.

The framework next emphasizes **lifecycle management** and **drift-aware operation**, reflecting the reality that AI deployment represents the beginning rather than the end of the operational journey. Lifecycle-management patterns ensure that models remain effective throughout changing operational conditions, while drift-management capabilities provide early warning when environmental conditions begin diverging from model assumptions. These patterns transform AI systems from static deployments into continuously managed operational assets capable of adaptation over extended service lifetimes.

Closely related to lifecycle management is the pattern of **OTA model evolution**, which provides the mechanism through which validated model improvements can be distributed across geographically dispersed deployments. The table highlights the significant operational value of this capability while simultaneously recognizing the cybersecurity and governance responsibilities associated with remote model updates. This observation reinforces a recurring theme of the chapter: adaptation must be accompanied by appropriate controls, validation procedures, and accountability mechanisms.

The framework also identifies three interrelated patterns associated with **trustworthy autonomy**: security-by-architecture, safety-by-architecture, and trust-by-architecture. These patterns collectively establish the conditions under which autonomous behavior can be considered dependable. Security protects computational assets and communication pathways against compromise, safety constrains behavior within validated operating boundaries, and trust provides the transparency, explainability, and accountability required for organizational oversight. The table demonstrates that reliable autonomy depends on the integration of all three disciplines rather than the isolated implementation of any single protective mechanism.

A particularly important contribution of the framework is its treatment of **adaptive architectures**, **self-configuring intelligence**, and **hardware–AI co-design**. These patterns represent the future trajectory of embedded AI systems. Adaptive architectures enable computational behavior to respond dynamically to changing operational contexts. Self-configuring intelligence automates selected aspects of runtime optimization and resource management. Hardware–AI co-design integrates cognitive models and computational platforms into unified execution environments optimized for performance and efficiency. Together, these patterns support increasingly capable forms of embedded autonomy while introducing new challenges associated with verification, governance, portability, and lifecycle support.

The table culminates in the concept of a **distributed cognitive fabric**, which serves as the architectural integration point for all preceding patterns. This concept captures the broader vision underlying Physical AI deployment: a coordinated ecosystem in which intelligence is distributed across multiple computational layers, continuously managed through lifecycle processes, protected by security and safety mechanisms, and enhanced through adaptive optimization strategies. Within this fabric, local responsiveness, contextual reasoning, enterprise learning, and adaptive evolution coexist within a unified operational architecture.

An important insight emerging from Table 9.3-F1 is that architectural patterns rarely operate independently. On-device intelligence depends upon lifecycle-management processes to maintain effectiveness over time. Adaptive architectures depend upon governance frameworks to constrain optimization activities. OTA updates require integrated security mechanisms to maintain trust. Distributed cognition depends upon reliable communication infrastructures and workload orchestration capabilities. Consequently, the overall behavior of a Physical AI system is determined not only by the individual patterns selected but also by the interactions among them.

Taken collectively, Table 9.3-F1 demonstrates that Physical AI deployment is best understood as a systems-engineering discipline involving the careful integration of computational, operational, organizational, and governance considerations. The framework unifies the chapter's major

themes into a coherent architectural perspective in which cognition is distributed, adaptation is continuous, governance is embedded, and autonomy remains accountable. In doing so, the table provides a consolidated reference for understanding how modern industrial AI systems are designed to balance responsiveness, efficiency, resilience, safety, and long-term operational trust across the entire edge-cloud continuum.

Table 9.3-F1 identified the principal architectural design patterns that collectively shape modern Physical AI systems and highlighted the benefits, tradeoffs, and governance considerations associated with each. Although these architectural dimensions can be examined individually, their true significance emerges from their integration into a unified operational framework. Physical AI deployment requires engineers to simultaneously manage physical constraints, distribute intelligence across multiple computational layers, support continuous adaptation through lifecycle management, and maintain trust through security, safety, and governance mechanisms. Figure 9.3-F1 synthesizes these relationships by illustrating how the major architectural patterns introduced throughout this chapter interact to form a coherent framework for trustworthy industrial autonomy.

Designing Physical AI systems requires the coordination of multiple architectural dimensions operating across different levels of abstraction and timescales. Physical constraints determine what forms of intelligence are practical, distributed computing architectures determine where cognition resides, lifecycle-management processes govern how intelligence evolves, and trust mechanisms ensure that autonomous behavior remains secure, safe, explainable, and accountable. At the same time, emerging adaptive-intelligence technologies introduce new capabilities for runtime optimization and context-aware adaptation. Figure 9.3-F1 presents an integrated architectural synthesis that unifies these elements into a comprehensive framework for designing, deploying, governing, and evolving Physical AI systems.

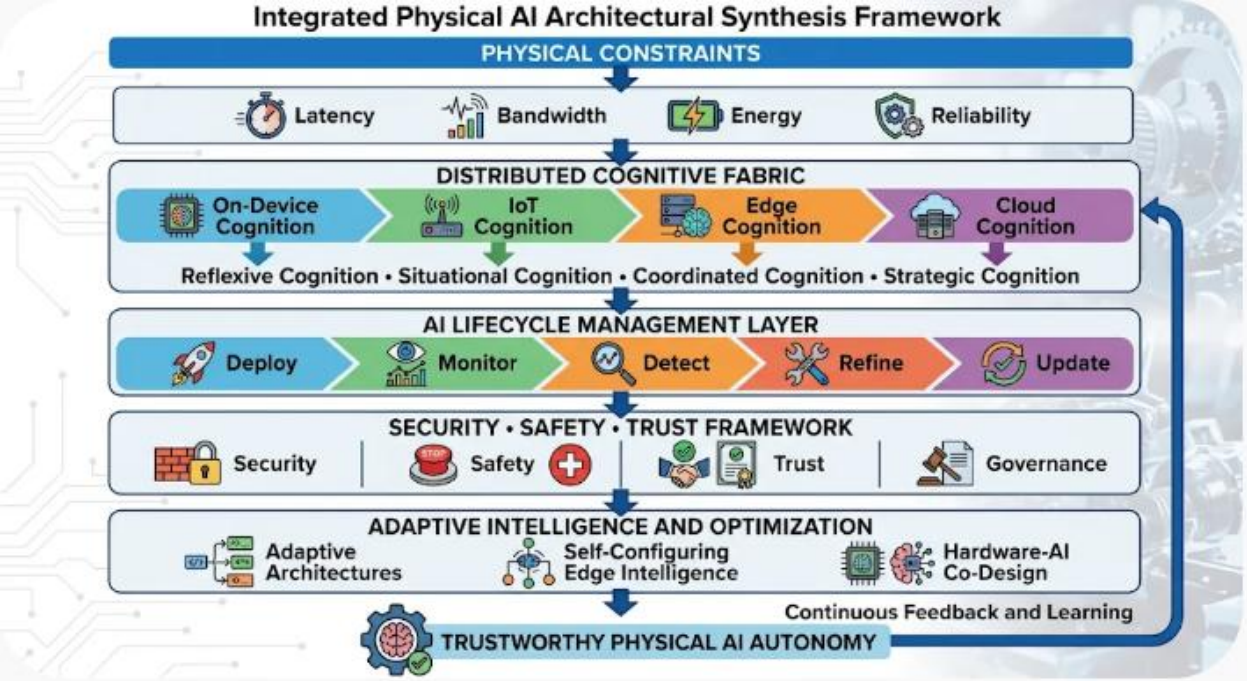

Figure 9.3-F1 – Integrated Physical AI Architectural Synthesis Framework

The figure illustrates a unified architectural framework for Physical AI systems. Physical constraints establish the operational boundaries for distributed cognition spanning embedded devices, IoT infrastructures, edge platforms, and cloud environments. Lifecycle-management processes support continuous deployment, monitoring, adaptation, and model evolution. Security, safety, trust, and governance mechanisms provide assurance and accountability, while adaptive architectures, self-configuring intelligence, and hardware–AI co-design enable controlled optimization. Together, these architectural dimensions support trustworthy autonomous operation across the edge-cloud continuum.

Legend

Figure Component	***Description***
Physical Constraints	*Fundamental operational limits imposed by latency requirements, bandwidth availability, energy resources, and reliability objectives.*
Latency	*Time available for sensing, reasoning, communication, and response within operational environments.*
Bandwidth	*Communication capacity available for transferring telemetry, sensor data, model updates, and coordination information.*

Energy	*Available power resources that constrain computational complexity, communication activity, and sensing operations.*
Reliability	*Requirements for consistent, predictable, and resilient operation under varying conditions.*
Distributed Cognitive Fabric	*Multi-layer architecture that distributes intelligence across embedded, IoT, edge, and cloud platforms.*
On-Device Cognition	*Local inference and perception capabilities operating directly on embedded hardware.*
IoT Cognition	*Distributed sensing, aggregation, and local context-generation capabilities.*
Edge Cognition	*Near-real-time contextual reasoning, workload orchestration, and computational acceleration.*
Cloud Cognition	*Enterprise-scale learning, optimization, digital-twin simulation, and strategic coordination.*
Reflexive Cognition	*Immediate local responses to physical conditions and sensor observations.*
Situational Cognition	*Contextual understanding derived from aggregated information and local environmental awareness.*
Coordinated Cognition	*Cooperative reasoning and workload coordination across devices, systems, and facilities.*
Strategic Cognition	*Long-term planning, optimization, learning, and enterprise governance.*
AI Lifecycle Management Layer	*Continuous management process overseeing model deployment, monitoring, adaptation, and evolution.*
Deploy	*Introduction of validated AI capabilities into operational environments.*

Monitor	*Observation of performance, behavior, health, and operational conditions.*
Detect	*Identification of anomalies, drift conditions, failures, and environmental changes.*
Refine	*Optimization, retraining, recalibration, and model improvement.*
Update	*Controlled deployment of validated improvements through lifecycle-management processes.*
Security • Safety • Trust Framework	*Integrated assurance architecture protecting autonomy and maintaining accountability.*
Security	*Protection against unauthorized access, tampering, manipulation, and cyber threats.*
Safety	*Enforcement of validated operational boundaries and independent protective mechanisms.*
Trust	*Transparency, explainability, traceability, and accountability mechanisms supporting confidence in autonomous behavior.*
Governance	*Organizational oversight, policy management, compliance assurance, and lifecycle accountability.*
Adaptive Intelligence and Optimization	*Future-oriented capabilities supporting runtime adaptation and computational optimization.*
Adaptive Architectures	*Context-responsive systems capable of selecting among validated cognitive configurations.*
Self-Configuring Edge Intelligence	*Autonomous runtime optimization of sensing, scheduling, and resource allocation.*
Hardware–AI Co-Design	*Joint optimization of AI models, compilers, runtimes, memory systems, and specialized hardware.*

Trustworthy Physical AI Autonomy	*Emergent outcome consisting of reliable, adaptive, governed, and operationally trustworthy intelligent behavior.*
Continuous Feedback and Learning	*Closed-loop mechanism connecting operational experience to future adaptation, optimization, and governance activities.*

Figure 9.3-F1 serves as the architectural synthesis of the Physical AI deployment framework developed throughout this chapter. Rather than depicting a specific deployment topology or computational platform, the figure illustrates the major architectural forces, operational processes, and governance mechanisms that collectively enable trustworthy autonomous behavior.

At the top of the architecture are the **physical constraints** of latency, bandwidth, energy, and reliability. These factors define the operational realities within which all Physical AI systems must function. Unlike cloud computing environments where resources can often be expanded dynamically, autonomous industrial systems operate within finite computational budgets, communication capacities, and timing requirements. Consequently, physical constraints shape every subsequent architectural decision.

The next layer introduces the concept of a **distributed cognitive fabric**, which distributes intelligence across multiple computational tiers. This structure reflects the reality that no single deployment location can optimally support every form of intelligence. Instead, cognition is distributed according to operational requirements and computational capabilities.

At the lowest cognitive tier, **On-Device Cognition** enables **Reflexive Cognition**, supporting immediate responses to sensor observations and physical events. This layer is responsible for ultra-low-latency operation and direct interaction with the physical environment.

Above this layer, **IoT Cognition** contributes **Situational Cognition** by aggregating information across sensing systems and generating local contextual awareness. This level expands intelligence beyond individual devices and provides richer environmental understanding.

The architecture then progresses to **Edge Cognition**, which enables **Coordinated Cognition** across devices, machines, production systems, and facilities. This layer supports contextual reasoning, distributed analytics, workload orchestration, and collaborative decision-making.

At the highest level, **Cloud Cognition** provides **Strategic Cognition**, supporting digital twins, model development, lifecycle management, enterprise coordination, optimization, and policy governance. This layer operates across broader spatial and temporal horizons than lower

cognitive tiers.

The figure next emphasizes the importance of the **AI Lifecycle Management Layer**. The progression from Deploy to Monitor, Detect, Refine, and Update reflects the chapter's central argument that autonomy cannot remain static after deployment. Effective Physical AI systems continuously monitor themselves, identify changing conditions, adapt intelligently, and evolve through controlled lifecycle-management processes.

Beneath the lifecycle layer lies the **Security • Safety • Trust Framework**, which establishes the conditions under which autonomy can be trusted. Security protects computational and communication infrastructures, safety constrains behavior within validated operational limits, trust provides transparency and accountability, and governance coordinates these capabilities through organizational policies and oversight mechanisms.

The figure then introduces **Adaptive Intelligence and Optimization**, representing the future direction of embedded intelligence. Adaptive architectures enable context-responsive cognition, self-configuring edge intelligence supports autonomous runtime optimization, and hardware–AI co-design improves efficiency through closer integration of software and specialized processing resources. Together, these technologies allow systems to adapt while remaining bounded by validated operational and governance constraints.

All architectural layers ultimately contribute to **Trustworthy Physical AI Autonomy**, which is shown as the final outcome of the framework. Importantly, autonomy is not portrayed as the product of AI models alone. Instead, it emerges from the coordinated interaction of physical constraints, cognitive-distribution strategies, lifecycle-management processes, assurance frameworks, governance mechanisms, and adaptive optimization technologies.

The architecture concludes with a **Continuous Feedback and Learning** loop that returns experiences from operational deployments back into lifecycle-management processes. This loop captures one of the most important themes of modern Physical AI: intelligent systems must continually evolve while remaining observable, governable, and aligned with operational objectives.

Viewed as a whole, Figure 9.3-F1 provides a comprehensive blueprint for Physical AI deployment. It demonstrates that industrial autonomy emerges not from isolated technologies but from the integration of distributed cognition, lifecycle adaptation, security, safety, trust, governance, and future adaptive-intelligence capabilities within a unified systems architecture. In this sense, the figure represents the design grammar of Physical AI and serves as a conceptual framework for understanding how intelligent industrial systems can achieve long-term effectiveness, resilience, accountability, and trustworthiness across the edge-cloud continuum.

Table 9.3-F1 and Figure 9.3-F1 established a unified architectural perspective for Physical AI by demonstrating how physical constraints, distributed cognition, lifecycle management, trust mechanisms, and adaptive intelligence collectively contribute to autonomous operation. While these frameworks provide a conceptual synthesis of the architectural ecosystem, engineers ultimately require a more implementation-oriented view that connects architectural concepts to practical system capabilities and operational outcomes. Such a perspective helps bridge the gap between high-level architectural principles and the specific design patterns used to build real-world industrial AI systems. Table 9.3-F2 provides this practical synthesis by mapping the chapter's major architectural dimensions to their associated AI functions, enabling capabilities, and industrial impacts.

Table 9.3-F2 – Embedded AI Architecture Synthesis and Design Patterns consolidates the major themes of Physical AI deployment into a concise architectural reference framework. Rather than focusing on individual technologies or deployment layers, the table organizes the chapter's key concepts according to the functions they perform within embedded intelligence systems and the operational outcomes they enable. By linking architectural components to specific AI capabilities and industrial benefits, the framework illustrates how diverse design decisions collectively contribute to scalable, adaptive, and trustworthy autonomous systems.

Table 9.3-F2 — Embedded AI Architecture Synthesis and Design Patterns

Component	AI Function	Key Capabilities	Industrial Impact
AI-Centric Trade-Offs	Latency, bandwidth, energy, reliability optimization	Quantization, compression, duty-cycling, fallback modes	Real-time autonomy, extended device life
Reference Architecture Patterns	On-device, IoT, hybrid, cloud-assisted	Reflex agents, gateways, split models, cloud optimization	Scalable autonomy across domains
AI Lifecycle Management	Deployment, monitoring, drift detection, OTA updates	Policy-aware rollout, telemetry, drift models, safe rollback	Continuous improvement, safe evolution
AI-Integrated Security & Safety	Secure, safe, trustworthy autonomy	Encryption, safety controllers, auditability	Regulatory compliance, operational trust

Component	AI Function	Key Capabilities	Industrial Impact
Future Directions	Adaptive, self-configuring, co-designed stacks	Dynamic architectures, hardware-AI co-design	Next-generation industrial intelligence

Table 9.3-F2 presents a condensed summary of the major architectural dimensions that collectively define modern embedded AI systems. The framework demonstrates that successful Physical AI deployment requires the integration of computational optimization, distributed intelligence, lifecycle management, security engineering, and future-oriented adaptation capabilities rather than reliance on any single technological component.

The first row addresses **AI-Centric Trade-Offs**, which serve as the foundational design considerations for embedded intelligence. Physical AI systems must continuously balance latency, bandwidth, energy consumption, and reliability requirements. The table highlights optimization mechanisms such as quantization, compression, duty-cycling, and fallback strategies that allow systems to operate effectively within real-world resource constraints. The resulting industrial impact is reflected in the ability to support real-time autonomous operation while extending the service life of embedded devices and reducing operational costs. This relationship reinforces the concept that architectural decisions are ultimately driven by physical limitations rather than by algorithmic considerations alone.

The second component, **Reference Architecture Patterns**, summarizes the major deployment strategies discussed throughout the chapter, including on-device AI, IoT-centric AI, hybrid edge-cloud AI, and cloud-assisted intelligence. Collectively, these approaches establish a distributed computational ecosystem capable of supporting multiple forms of cognition operating at different temporal and spatial scales. Reflex agents, gateways, split-model architectures, and cloud-based optimization mechanisms enable intelligence to be distributed according to functional requirements rather than concentrated in a single computational location. The corresponding industrial impact is scalable autonomy capable of extending across devices, production systems, facilities, and enterprise operations.

The framework next highlights **AI Lifecycle Management**, emphasizing that deployment represents only one stage in the operational life of an AI system. Capabilities such as policy-aware deployment, runtime telemetry, drift detection, model adaptation, and controlled rollback support the continuous evolution of embedded intelligence. From an industrial perspective, these functions enable safe and sustained improvement over time while preserving operational continuity. The table therefore reinforces a central theme of the chapter: AI systems must be managed as continuously evolving operational assets rather than static software deployments.

Another critical architectural dimension appears in the row addressing **AI-Integrated Security and Safety**. This component demonstrates that trustworthy autonomy requires protective mechanisms embedded directly within the AI ecosystem. Encryption technologies, independent safety controllers, auditing mechanisms, and governance processes collectively contribute to secure, safe, and trustworthy operation. The resulting benefits extend beyond technical protection to include regulatory compliance, operational transparency, and organizational confidence in autonomous decision-making. The inclusion of this dimension emphasizes that successful industrial AI deployments depend on maintaining trust as much as achieving technical performance.

The final component, **Future Directions**, captures emerging architectural trends that will shape the next generation of embedded intelligence systems. Adaptive architectures, self-configuring edge intelligence, and hardware–AI co-design extend embedded AI beyond fixed deployment models by enabling systems to adjust computational behavior dynamically in response to changing conditions. Dynamic execution strategies and hardware-aware optimization mechanisms provide future systems with enhanced flexibility, efficiency, and responsiveness. The industrial impact identified by the table, namely next-generation industrial intelligence, reflects the broader transition from static embedded AI toward continuously optimizing autonomous systems.

A particularly important observation emerging from Table 9.3-F2 is that each architectural dimension contributes a different layer of capability while simultaneously depending upon the others. Distributed cognition requires lifecycle management to remain effective over time. Adaptive intelligence requires governance mechanisms to ensure controlled behavior. Security and safety protections are necessary for lifecycle processes such as model updates and runtime adaptation. Physical constraints influence every architectural decision, from model selection to deployment placement. Consequently, the table illustrates not a collection of independent technologies but an interconnected ecosystem of design patterns.

The industrial impacts summarized in the final column further reinforce this systems-oriented perspective. Real-time autonomy, scalable intelligence, continuous improvement, operational trust, and future adaptive capabilities are not produced by individual components acting alone. Rather, they emerge from the coordinated interaction of all architectural dimensions operating within a unified framework.

Taken as a whole, Table 9.3-F2 functions as a practical architectural synthesis of the chapter. It condenses a broad range of Physical AI concepts into a concise design-oriented framework that links architectural decisions to operational outcomes. In doing so, it provides a useful reference for understanding how embedded intelligence systems integrate resource-aware computing,

distributed cognition, lifecycle adaptation, trust mechanisms, and future optimization capabilities to support long-term industrial autonomy.

Table 9.3-F2 synthesized the major architectural dimensions of embedded AI by relating design objectives, implementation capabilities, and industrial outcomes. While the table provides a concise summary of these concepts, it does not fully illustrate how the various forms of embedded intelligence interact across the edge-cloud continuum. In practice, industrial autonomy emerges from the coordinated operation of multiple cognitive layers, each contributing different forms of perception, reasoning, optimization, and governance. These layers exchange information, distribute computational workloads, and continuously refine system behavior through both upward flows of operational knowledge and downward flows of models, policies, and optimization strategies. Figure 9.3-F2 visualizes this distributed cognitive architecture and demonstrates how embedded devices, IoT infrastructure, edge platforms, and cloud environments cooperate to create a unified Physical AI ecosystem.

Modern Physical AI systems rarely rely on a single deployment location or a single form of intelligence. Instead, they distribute cognitive functions across multiple computational layers, with each layer optimized for specific operational requirements and timescales. Embedded devices support immediate perception and reflexive actions, IoT infrastructures provide localized contextual awareness, edge systems enable coordinated reasoning across distributed assets, and cloud platforms deliver large-scale learning, planning, simulation, and governance functions. Together, these layers form a distributed cognitive hierarchy capable of balancing responsiveness, efficiency, scalability, and adaptability. Figure 9.3-F2 presents this architectural hierarchy and illustrates how cognition, information, policies, and model updates flow throughout the Physical AI ecosystem.

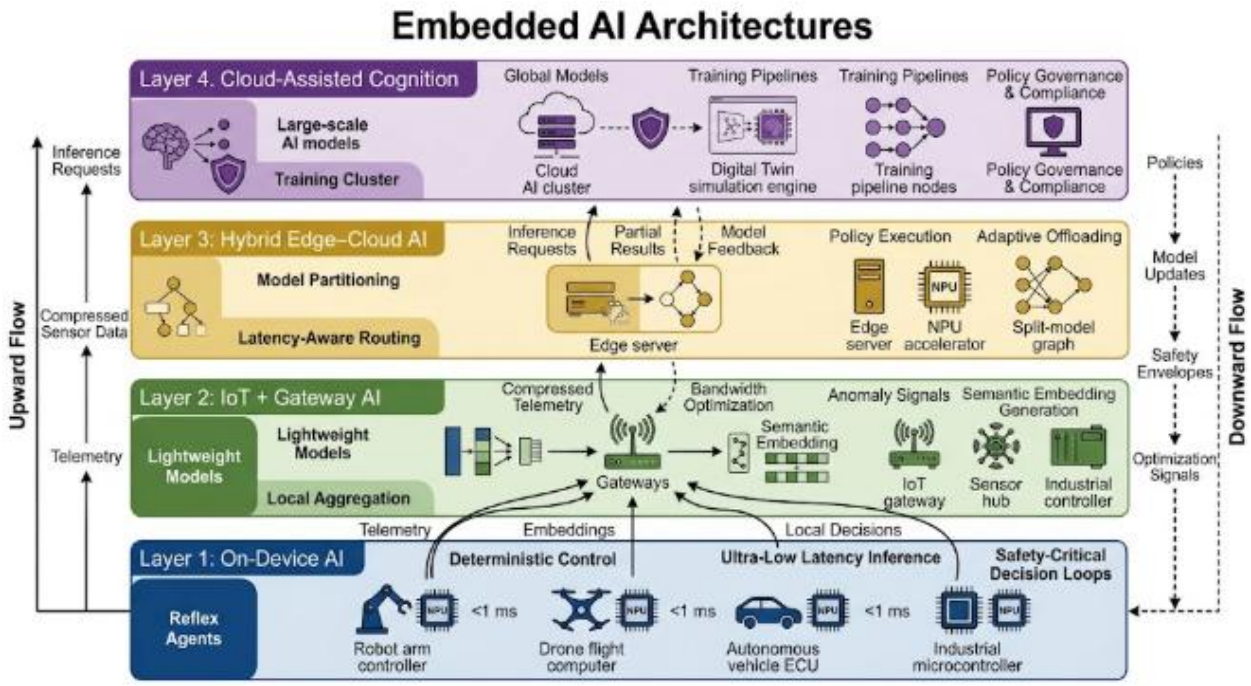

Figure 9.3-F2 — Embedded AI Architectures: Distributed Cognitive Continuum for Physical AI Deployment

The figure illustrates a multi-layer embedded AI architecture spanning on-device intelligence, IoT and gateway intelligence, hybrid edge-cloud processing, and cloud-assisted cognition. Each layer contributes a distinct level of cognitive capability, ranging from reflexive decision-making and local analytics to distributed coordination, large-scale learning, and enterprise governance. Upward information flows provide operational awareness and contextual knowledge, while downward flows distribute optimized models, governance policies, safety constraints, and deployment updates. Collectively, these interactions create a distributed cognitive continuum that supports scalable and trustworthy industrial autonomy.

Legend

Figure Component	***Description***
Layer 1: On-Device AI	*Embedded intelligence executing directly on physical devices for ultra-low-latency perception, control, and decision-making.*
Reflex Agents	*Local AI functions supporting immediate responses to sensor inputs and physical events.*

Robot Arm Controller, Drone Flight Computer, Autonomous Vehicle ECU, Industrial Microcontroller	*Representative embedded platforms performing time-critical decision-making within milliseconds or microseconds.*
Reflexive Cognition	*Fast, localized cognition supporting direct interaction with physical processes.*
Layer 2: IoT and Gateway AI	*Intermediate layer aggregating sensor information and performing lightweight analytics across distributed devices.*
Lightweight Models	*Efficient AI models optimized for resource-constrained sensing and gateway environments.*
Local Aggregation	*Integration of information from multiple sensing sources before upward transmission.*
Industrial Gateway, Sensor Hub, Industrial Controller	*Infrastructure supporting communication, edge analytics, and coordination among distributed devices.*
Situational Cognition	*Context-aware understanding derived from local information aggregation and event analysis.*
Layer 3: Hybrid Edge-Cloud AI	*Distributed computational layer balancing responsiveness and computational capability.*
Model Partitioning	*Distribution of AI workloads across edge and cloud resources according to performance requirements.*
Latency-Aware Routing	*Dynamic selection of computational pathways based on timing constraints and resource availability.*
Edge Server, Edge NPU, Split-Model Graph	*Representative edge-computing resources supporting computationally intensive analytics near operational environments.*

Coordinated Cognition	*Multi-device reasoning and workload orchestration supporting operational coordination.*
Layer 4: Cloud-Assisted Cognition	*Enterprise-scale intelligence layer supporting training, optimization, digital twins, governance, and strategic analysis.*
Large-Scale AI Models	*Computationally intensive AI systems requiring substantial cloud-scale resources.*
Training Cluster and AI Cluster	*Infrastructure supporting model development, optimization, validation, and lifecycle management.*
Digital Twin Simulation Engine	*Virtual environment used to model, evaluate, and optimize physical systems.*
Policy Governance and Compliance	*Organizational oversight ensuring adherence to safety, security, and operational requirements.*
Strategic Cognition	*Long-horizon learning, planning, policy management, and enterprise-wide optimization.*
Inference Request Flow	*Upward movement of information and computational requests through the architecture.*
Model Update and Policy Flow	*Downward distribution of models, policies, configurations, and optimization strategies.*
Compressed Sensor Data and Telemetry Flows	*Mechanisms for transferring operational information between architectural layers.*
Optimization Signals and Safety Envelopes	*Governance information used to guide autonomous behavior while preserving operational constraints.*

Figure 9.3-F2 presents embedded AI architecture as a distributed cognitive continuum in which intelligence is organized across multiple computational layers rather than concentrated within a single device or platform. The figure illustrates a central principle of Physical AI: different forms

of cognition operate most effectively at different locations within the edge-cloud hierarchy, and robust industrial autonomy emerges from their coordinated interaction.

The architecture begins with **Layer 1: On-Device AI**, which represents the point at which intelligence directly interacts with the physical environment. This layer contains embedded controllers, robot processors, vehicle control units, flight computers, and industrial microcontrollers responsible for immediate perception and control functions. The figure characterizes this capability as **reflexive cognition** because it emphasizes rapid, localized responses that support safe and responsive system behavior. Decisions executed at this level typically operate under extremely restrictive latency requirements and cannot depend on external communication infrastructures.

Above the device layer sits **Layer 2: IoT and Gateway AI**, where information from multiple sensing sources is aggregated and analyzed. The purpose of this layer is not merely data collection but the creation of broader situational awareness through local analytics, semantic filtering, event detection, and communication coordination. By performing lightweight inference and aggregation before transmitting information upward, the architecture reduces communication overhead while preserving relevant operational knowledge. This capability is represented as **situational cognition**, reflecting the layer's role in understanding local environmental context.

The architecture then expands to **Layer 3: Hybrid Edge-Cloud AI**, which balances computational power with operational responsiveness. Edge servers, accelerators, and distributed processing resources support more advanced inference and coordination functions than are practical on individual devices. The figure highlights mechanisms such as model partitioning, latency-aware routing, and split-model execution, which allow workloads to be distributed between edge and cloud resources. This layer supports **coordinated cognition**, enabling multiple devices and operational assets to function collectively rather than independently.

At the top of the hierarchy is **Layer 4: Cloud-Assisted Cognition**, which provides the computational foundation for large-scale learning and enterprise-wide optimization. Training clusters, AI platforms, digital-twin engines, governance systems, and policy-management frameworks reside at this level. These resources support model training, lifecycle management, fleet optimization, strategic planning, and enterprise coordination. The figure appropriately identifies this layer as **strategic cognition**, because its decisions typically address long-term optimization, learning, and governance objectives rather than immediate operational responses.

An especially important feature of the figure is the distinction between **upward flows** and

downward flows. The upward flow represents the progressive movement of information from physical systems toward increasingly broader forms of cognition. Sensor data are compressed, filtered, aggregated, and transformed into operational knowledge as they move through the hierarchy. This process enables strategic systems to develop a comprehensive understanding of operational conditions across devices, facilities, and enterprise environments.

The downward flow performs the complementary function of distributing intelligence. Models, policies, optimization strategies, governance constraints, and safety envelopes originate from higher-level systems and are propagated downward toward edge platforms and embedded devices. This downward flow ensures that local autonomous actions remain aligned with broader organizational objectives, operational requirements, and governance policies.

Another important aspect of the figure is its representation of **model partitioning** and **adaptive workload placement**. Not all AI functions require the same computational resources or timing characteristics. Consequently, the architecture allocates tasks according to their computational complexity, latency sensitivity, and operational importance. This distribution strategy enables the system to balance local responsiveness with access to more sophisticated analytical capabilities.

The inclusion of **digital twins**, **policy governance**, and **compliance mechanisms** further emphasizes that Physical AI extends beyond technical inference. Industrial autonomy depends upon simulation, validation, optimization, and governance processes that continuously evaluate system performance and operational suitability. These higher-level functions contribute directly to system trustworthiness and lifecycle management.

Collectively, Figure 9.3-F2 demonstrates that Physical AI architecture is best understood as a distributed system of complementary cognitive layers. Reflexive cognition supports immediate action. Situational cognition develops contextual awareness. Coordinated cognition enables collaborative decision-making across multiple assets. Strategic cognition supports enterprise-level learning, optimization, and governance. Their integration creates a distributed cognitive continuum that allows industrial AI systems to balance responsiveness, efficiency, scalability, adaptability, and trustworthiness across complex operational environments.

Ultimately, the figure reinforces one of the chapter's central conclusions: autonomy does not reside within any individual model, processor, or deployment tier. Instead, autonomy emerges from the coordinated interaction of distributed intelligence operating across the edge-cloud continuum and continuously connected through information flows, governance mechanisms, lifecycle processes, and adaptive learning systems. This distributed cognitive architecture provides the foundation upon which modern Physical AI systems achieve scalable and

sustainable industrial autonomy.

Architectural Synthesis and Transition to Human–AI Cognitive Ecosystems

Through the architectural patterns summarized in Tables 9.3-F1 and 9.3-F2 and illustrated in Figures 9.3-F1 and 9.3-F2, the relationship between physical constraints, distributed cognition, lifecycle management, and trustworthy autonomy becomes more tangible. The architectural framework demonstrates that intelligent behavior is not concentrated within a single processor, model, or deployment location. Instead, cognition is distributed throughout a coordinated edge-cloud ecosystem in which different computational layers contribute distinct forms of intelligence according to their capabilities, resource constraints, and operational responsibilities.

Within this ecosystem, latency-sensitive tasks remain close to physical systems, where embedded processors support immediate perception, local inference, reflexive control, and deterministic responses. Bandwidth-efficient processing occurs within IoT devices and gateways, where local analytics, event detection, semantic compression, and information aggregation reduce communication overhead while preserving operational awareness. More computationally intensive reasoning and coordination functions are executed through industrial edge platforms, which provide contextual understanding, workload orchestration, and distributed decision support. At the highest level, cloud-scale intelligence delivers large-scale learning, predictive analytics, digital-twin simulation, enterprise coordination, and lifecycle governance across geographically distributed operations.

The result is a coordinated cognitive continuum capable of balancing responsiveness, scalability, energy efficiency, resilience, safety, and continuous adaptation. Rather than viewing edge and cloud computing as competing paradigms, the Physical AI perspective recognizes them as complementary layers within a larger distributed intelligence architecture. Immediate decisions occur where time-critical actions are required, while broader optimization and learning occur where larger computational resources are available. Together, these layers enable industrial systems to operate effectively across multiple temporal and spatial scales.

The architectural foundations established throughout this chapter also demonstrate that intelligence alone is insufficient for sustainable industrial autonomy. Effective Physical AI requires continuous lifecycle management, including deployment validation, runtime monitoring, drift detection, controlled adaptation, secure update mechanisms, and governance oversight. Security, safety, and trust must remain integral architectural properties rather than external controls added after deployment. Likewise, emerging adaptive architectures and self-optimizing systems must operate within validated operational constraints, preserving accountability and human oversight even as autonomy increases.

Viewed collectively, these principles establish what may be described as the **design grammar of embedded autonomy**. This design grammar integrates physical constraints, computational architectures, lifecycle management, safety engineering, cybersecurity, governance frameworks, and adaptive intelligence into a coherent systems-engineering methodology. It provides a foundation for designing AI systems that remain effective not only at deployment but throughout their entire operational lifetime.

The resulting vision is one of a **distributed cognitive fabric**, in which multiple forms of intelligence coexist and cooperate:

- **Embedded devices** provide reflexive cognition through immediate perception and time-critical decision-making.
- **IoT gateways and local infrastructures** provide situational cognition through aggregation, context formation, and local coordination.
- **Industrial edge platforms** provide coordinated cognition through workload orchestration, distributed analytics, and contextual reasoning.
- **Cloud environments** provide strategic cognition through large-scale learning, digital-twin simulation, policy management, and enterprise-wide optimization.

Together, these layers create a continuously adaptive cognitive ecosystem that connects individual devices, production assets, robotic fleets, industrial facilities, and enterprise operations into a unified intelligence architecture. Within this ecosystem, cognition is distributed according to operational need, computational capability, and governance requirements rather than confined to a single location.

However, the evolution of Physical AI introduces a natural next question. As embedded systems become more autonomous, adaptive, and context aware, the relationship between machine intelligence and human intelligence becomes increasingly important. Industrial environments are not composed solely of machines; they are complex socio-technical systems in which human operators, decision-makers, maintenance personnel, supervisors, and domain experts remain integral participants in operational processes.

Consequently, the future of intelligent systems extends beyond machine-centered autonomy alone. Increasingly, embedded AI systems will interact with human cognition, physiological signals, decision-making processes, and operational workflows in ways that require tighter integration between computational intelligence and human intelligence. The challenge is no longer limited to enabling machines to perceive, reason, and act independently. It also involves enabling machines and humans to collaborate effectively, safely, and transparently within

shared operational environments.

The next volume, **Human–Neural–System Integration (HNSI): Distributed Architectures, Edge–Cloud Intelligence, and Safety-Constrained Human–AI Interaction**, expands this discussion from machine-centered autonomy toward human-centered intelligence integration. The focus shifts from how embedded AI enables autonomous machines to operate independently toward how distributed AI systems can integrate with human cognition, physiological sensing, neural interfaces, and adaptive decision-support mechanisms.

Particular attention will be given to the integration of neural sensing technologies, human-state estimation, cognitive workload assessment, edge-cloud intelligence coordination, adaptive decision assistance, and collaborative human–AI reasoning. Equally important will be the privacy, safety, cybersecurity, governance, explainability, and accountability mechanisms necessary to preserve human agency while enabling increasingly sophisticated forms of machine assistance.

The architectural progression is therefore a natural one. The present volume establishes the foundations of **distributed machine intelligence**, demonstrating how autonomy emerges through coordinated interaction among embedded devices, edge systems, cloud platforms, lifecycle-management processes, and governance structures. The next stage explores **distributed human–AI intelligence**, where humans and intelligent systems operate as interconnected elements within a larger cognitive ecosystem.

Thus, the evolution of intelligent systems can be viewed as a progression from **isolated computation**, to **distributed machine cognition**, and ultimately toward **integrated human–AI cognitive ecosystems**. In this future architecture, machines do not merely automate tasks. Rather, they collaborate with human operators, augment decision-making, support cognitive resilience, and contribute to safe, trustworthy, and adaptive intelligence across the entire edge-cloud continuum. This progression represents one of the most significant directions in the continuing evolution of Physical AI and provides the foundation for the next generation of intelligent industrial systems.

Summary

Section 9.3: Architectural Synthesis and Design Patterns for Physical AI Deployment

Section 9.3 explored the architectural foundations required to deploy **Physical AI** within industrial robots, autonomous vehicles, aerial platforms, intelligent machinery, cyber-physical systems, and distributed industrial infrastructure. Unlike conventional AI applications that primarily generate digital insights, Physical AI operates at the interface between computation and the physical world, where decisions directly influence motion, equipment behavior, process dynamics, operational efficiency, and human safety. Consequently, Physical AI architectures must integrate intelligent perception, real-time inference, distributed computing, physical actuation, lifecycle management, safety enforcement, and governance into a unified deployment framework.

A central theme throughout this section has been that successful Physical AI deployment is fundamentally an architectural balancing problem. Four interdependent engineering forces, **latency, bandwidth, energy, and reliability**, establish the boundaries within which embedded intelligence must operate. These constraints shape every major deployment decision, including workload placement, model selection, communication strategies, hardware architecture, and system autonomy. In practice, responsiveness, computational capability, energy efficiency, and operational resilience cannot be optimized independently. Effective architectures emerge only when these factors are balanced according to application requirements, environmental conditions, and safety obligations.

To address these constraints, Section 9.3 introduced four complementary architectural patterns that collectively define the deployment landscape of modern industrial AI.

- **On-Device AI Architecture**

On-device AI places perception, inference, and localized decision-making directly within the physical asset itself, including robots, drones, autonomous vehicles, industrial controllers, and intelligent machines. By minimizing communication dependencies, this architecture supports deterministic operation and extremely low-latency responses. It is particularly important when network connectivity is unavailable, unreliable, or incapable of meeting the timing requirements of safety-critical functions.

- **IoT-Centric AI Architecture**

IoT-centric AI distributes lightweight intelligence across sensing networks, microcontrollers, and gateway devices. Local anomaly detection, event recognition, adaptive sampling, semantic compression, and distributed analytics reduce communication overhead while improving

situational awareness. Rather than transmitting every raw observation, these systems transform distributed sensing into actionable operational knowledge at the point of collection.

- **Hybrid Edge-Cloud AI Architecture**

Hybrid edge-cloud architectures distribute computational workloads across embedded devices, gateways, edge servers, and cloud platforms. This approach combines local responsiveness with broader contextual reasoning and computational scalability. Through workload partitioning, collaborative inference, adaptive offloading, and latency-aware execution, hybrid architectures support both operational agility and large-scale analytics.

- **Cloud-Assisted AI Architecture**

Cloud-assisted AI provides enterprise-scale intelligence through large-scale training pipelines, predictive analytics, digital-twin environments, cross-facility learning, fleet coordination, and centralized governance. Cloud platforms enable long-horizon forecasting, optimization, and continuous model evolution while supporting policy management and organizational oversight. At the same time, critical operational control and safety enforcement remain within validated local systems responsible for direct interaction with the physical environment.

Collectively, these architectural patterns establish a **distributed cognitive architecture** in which different computational layers contribute different forms of intelligence. Embedded devices provide reflexive cognition, IoT platforms provide contextual awareness, edge infrastructure supports coordinated reasoning, and cloud systems provide strategic intelligence. Together, these layers create a continuously evolving edge-cloud continuum capable of supporting industrial autonomy at scale.

Beyond deployment architecture, the section emphasized that autonomous systems must remain effective throughout their operational lifetime. **AI lifecycle management** emerged as a critical discipline linking deployment validation, hardware compatibility assessment, monitoring, drift detection, model refinement, and secure over-the-air (OTA) updates into a closed-loop adaptation process. This lifecycle recognizes that industrial environments are inherently dynamic. Assets age, sensors drift, operating conditions evolve, and workloads change. Consequently, embedded intelligence must be continuously evaluated and refined to ensure that deployed models remain aligned with operational reality.

A second major theme involved the integration of **security, safety, and trust directly into embedded decision loops**. The section demonstrated that these capabilities cannot be treated as external controls added after deployment. Instead, they must be embedded throughout the entire decision-making process.

- **Security mechanisms** protect hardware, software, communication channels, model assets, and system integrity from unauthorized access or manipulation.
- **Safety mechanisms** establish validated operating boundaries, independent protective controls, and fail-safe responses that prevent autonomous actions from exceeding acceptable limits.
- **Trust mechanisms** provide transparency, auditability, traceability, explainability, and accountability for AI-supported decisions.

Together, these capabilities ensure that increasing computational autonomy does not compromise physical protection, operational reliability, regulatory compliance, or human oversight.

Particular importance was assigned to **safety-constrained decision-making**. While AI systems can evaluate multiple courses of action and optimize operational objectives, technically feasible actions are not always safe, permissible, or authorized. Safety envelopes establish the operational boundaries within which autonomy is allowed to function. These boundaries may constrain motion, force, velocity, temperature, pressure, energy consumption, environmental exposure, operating modes, or other application-specific factors. Although optimization algorithms can incorporate such constraints mathematically, actual enforcement must remain under the authority of independently validated safety mechanisms capable of restricting, modifying, or preventing unsafe actions. Thus, AI-supported autonomy operates within established safety boundaries rather than defining those boundaries itself.

The section also explored several emerging developments that are likely to shape the future evolution of Physical AI.

- **Adaptive architectures** will dynamically modify execution pathways, model configurations, and computational strategies in response to changing operational conditions.
- **Self-configuring edge intelligence** will automate scheduling, resource allocation, sensing strategies, and workload management while remaining within validated policy and safety constraints.
- **Co-designed hardware-AI systems** will increasingly integrate models, processors, memory architectures, compilers, accelerators, and runtime environments to improve efficiency, predictability, and performance.

Taken together, these developments point toward a new generation of embedded intelligence capable of continuous adaptation while preserving operational trust, safety, and oversight.

Overall Architectural Synthesis

The principal contribution of Section 9.3 is the establishment of a comprehensive architectural framework for Physical AI deployment. This framework can be viewed as a progression from foundational constraints to scalable autonomous systems:

Physical and Computational Constraints
↓
Embedded and Distributed AI Architectures
↓
Hybrid Edge-Cloud Intelligence
↓
Lifecycle Management and Model Evolution
↓
Security, Safety, and Trust Enforcement
↓
Adaptive and Hardware-AI Co-Designed Systems
↓
Scalable Physical AI Deployment

This progression demonstrates that Physical AI is far more than the deployment of machine-learning models onto industrial equipment. It represents a multidisciplinary engineering discipline that integrates computation, communication, control, learning, governance, and safety into a unified operational framework.

Ultimately, the effectiveness of Physical AI depends not only on the intelligence of its algorithms, but also on the reliability, security, and safety with which intelligent decisions are translated into physical actions. Successful deployments therefore require the coordinated integration of local autonomy, distributed sensing, edge intelligence, cloud-scale cognition, lifecycle management, safety enforcement, and human oversight.

Having established the architectural foundations of intelligent physical systems, the discussion now expands beyond autonomous machine behavior to examine the intersection of artificial intelligence and human cognition.

As embedded AI becomes increasingly capable and distributed intelligence becomes deeply integrated into industrial environments, the relationship between humans and autonomous systems is also evolving. Future industrial systems will not merely operate alongside human

operators; they will increasingly interpret human states, adapt to human intentions, provide cognitive assistance, and participate in collaborative decision-making processes.

Section 9.4, *Human–Neural–System Integration (HNSI): Distributed Architectures, Edge–Cloud Intelligence, and Safety-Constrained Human–AI Interaction*, examines this next stage in the evolution of intelligent systems. It explores how neural sensing, physiological monitoring, human-state interpretation, embedded intelligence, edge-cloud coordination, and cloud-assisted analytics can be integrated into unified human–AI architectures.

Particular attention will be given to the architectural integration of human cognitive signals, adaptive AI assistance, neural interfaces, distributed intelligence platforms, and collaborative decision-support mechanisms. Equally important are the privacy, cybersecurity, safety, governance, and accountability requirements necessary to ensure that increasingly capable AI systems remain aligned with human objectives and values.

The focus therefore shifts from **how embedded AI enables autonomous machines to operate intelligently in the physical world** to **how distributed AI architectures can work safely and effectively with human cognitive and neural processes to create adaptive, accountable, and human-centered intelligent systems**. This transition marks the next major step in the evolution of Physical AI, moving from autonomous machines toward integrated ecosystems of human and artificial intelligence.

Assessments & Exercises

Section 9.3: Architectural Synthesis and Design Patterns for Physical AI Deployment

PART I — MULTIPLE CHOICE QUESTIONS (10 QUESTIONS)

1. Which statement best describes the primary objective of Physical AI architectures?

A. To centralize all industrial intelligence within cloud platforms
B. To eliminate the need for embedded control systems
C. To integrate intelligent perception, inference, control, and physical actuation within real-world environments
D. To replace industrial automation with human supervision

2. Which of the following is most likely to require on-device execution rather than cloud execution?

A. Enterprise-wide predictive maintenance analysis
B. Long-horizon production forecasting
C. Collision avoidance for an autonomous mobile robot
D. Cross-facility inventory optimization

3. In embedded AI systems, latency is best understood as:

A. A measure of storage capacity
B. A structural force that determines where time-critical intelligence must execute
C. A cybersecurity metric used to evaluate secure communications
D. A measure of model-training accuracy

4. Which architectural pattern primarily focuses on distributed sensing, local event detection, and semantic aggregation?

A. On-Device AI
B. Cloud-Assisted AI
C. IoT-Centric AI
D. Digital Twin AI

5. What is the primary purpose of hybrid edge-cloud AI architectures?

A. To eliminate edge computing resources
B. To move all inference workloads into the cloud
C. To balance local responsiveness with access to larger computational resources
D. To replace distributed intelligence with centralized control

6. Which activity is most directly associated with AI lifecycle management?

A. Designing new sensor hardware
B. Drift detection and controlled model evolution
C. Replacing safety controllers with AI models
D. Increasing network bandwidth

7. Which statement best describes concept drift in an embedded AI deployment?

A. Hardware components moving out of physical alignment
B. A reduction in wireless signal strength
C. A change in the relationship between model inputs and outputs resulting from evolving operating conditions
D. The migration of workloads between cloud servers

8. What is the principal role of a safety envelope within an autonomous industrial system?

A. To maximize computational throughput
B. To define the permissible operating boundaries within which autonomous actions may occur
C. To reduce cloud-computing costs
D. To improve communication bandwidth

9. Which mechanism is most closely associated with industrial AI trust and accountability?

A. Model quantization
B. Adaptive sampling
C. Auditability and decision traceability
D. Network load balancing

10. Future Physical AI architectures are expected to increasingly emphasize:

A. Static deployment models and fixed configurations
B. Manual tuning of all operational parameters
C. Adaptive architectures, self-configuring intelligence, and hardware-AI co-design
D. Elimination of human oversight

PART II — SCENARIO-BASED ANALYSIS

Scenario 1: Autonomous Manufacturing Facility

A smart manufacturing facility operates robotic assembly systems, autonomous mobile robots (AMRs), machine-vision inspection stations, environmental sensors, industrial gateways, edge

servers, and cloud-based optimization services. Management wants to improve production efficiency while maintaining strict safety requirements.

Questions

1. Identify which AI functions should execute on-device, at gateways, at edge servers, and in the cloud. Justify each placement decision.
2. Explain how latency, bandwidth, energy, and reliability constraints influence workload distribution across the architecture.
3. Describe how hybrid edge-cloud AI could improve coordination among robots, inspection systems, and production equipment.
4. Explain how AI lifecycle management would support long-term operation of deployed models within the facility.
5. Discuss the role of safety envelopes and independent protective mechanisms in controlling autonomous robotic behavior.

Scenario 2: Autonomous Drone Inspection Network

A utility company deploys a fleet of autonomous drones to inspect transmission lines, substations, and renewable-energy infrastructure. The drones collect imagery, thermal measurements, and operational telemetry while operating in remote regions with intermittent connectivity.

Questions

1. Determine which components of the inspection workload should execute on the drone and which should be delegated to edge or cloud infrastructure.
2. Explain how communication bandwidth limitations affect the design of the inspection architecture.
3. Describe how semantic embeddings and local anomaly detection can reduce communication requirements.
4. Discuss how energy limitations influence model selection, sensing frequency, and mission planning.
5. Explain how adaptive offloading strategies could improve system performance under changing network conditions.

Scenario 3: Industrial Logistics and Warehouse Ecosystem

A logistics enterprise operates autonomous forklifts, warehouse robots, inventory-monitoring sensors, smart gateways, regional edge-computing centers, and enterprise cloud systems. The organization plans to implement adaptive AI architectures capable of continuous optimization.

Questions

1. Compare the roles of on-device AI, IoT-centric AI, hybrid AI, and cloud-assisted AI within this environment.
2. Explain how workload placement decisions may change during periods of network congestion or cloud-service disruption.
3. Describe how runtime monitoring and drift detection can help maintain model performance over time.
4. Discuss how security, safety, and trust mechanisms should be integrated into the warehouse decision-making architecture.
5. Evaluate how adaptive architectures and self-configuring intelligence could improve efficiency, reliability, and resource utilization across the logistics ecosystem.

PART III — CRITICAL THINKING EXERCISE

A manufacturing organization argues that cloud computing resources are becoming increasingly powerful and therefore all industrial AI workloads should eventually be centralized in the cloud.

Using concepts from Section 9.3, critically evaluate this claim. In your response:

1. Analyze the limitations of a fully cloud-centric architecture.
2. Discuss the influence of latency, bandwidth, energy, and reliability constraints.
3. Explain the continuing importance of embedded intelligence and edge autonomy.
4. Identify which AI functions are most appropriate for cloud execution and which must remain local.
5. Conclude whether a purely cloud-based Physical AI architecture is practical for industrial autonomy and justify your reasoning.

Solutions and Model Answers

Section 9.3: Architectural Synthesis and Design Patterns for Physical AI Deployment

PART I — MULTIPLE CHOICE QUESTIONS (10 QUESTIONS)

1. Which statement best describes the primary objective of Physical AI architectures?

Correct Answer: C

Justification: Physical AI integrates perception, inference, decision-making, and physical actuation within real-world environments where computational decisions directly affect machines, equipment, and physical processes.

2. Which of the following is most likely to require on-device execution rather than cloud execution?

Correct Answer: C

Justification: Collision avoidance requires millisecond-scale responses and cannot depend on cloud communication delays. Such functions must remain local to the autonomous system.

3. In embedded AI systems, latency is best understood as:

Correct Answer: B

Justification: Latency is a structural architectural force that determines where intelligence must execute. Time-critical functions remain local because delayed execution may compromise safety or performance.

4. Which architectural pattern primarily focuses on distributed sensing, local event detection, and semantic aggregation?

Correct Answer: C

Justification: IoT-centric AI distributes lightweight intelligence across sensors, gateways, and edge devices to perform local analytics and efficient information aggregation.

5. What is the primary purpose of hybrid edge-cloud AI architectures?

Correct Answer: C

Justification: Hybrid architectures balance local responsiveness with access to more powerful

edge and cloud computational resources through adaptive workload placement and collaborative inference.

6. Which activity is most directly associated with AI lifecycle management?

Correct Answer: B

Justification: Lifecycle management includes model deployment, monitoring, drift detection, retraining, validation, and controlled over-the-air updates.

7. Which statement best describes concept drift in an embedded AI deployment?

Correct Answer: C

Justification: Concept drift occurs when environmental conditions change and the relationship between model inputs and outputs evolves, reducing model effectiveness.

8. What is the principal role of a safety envelope within an autonomous industrial system?

Correct Answer: B

Justification: Safety envelopes define the operational boundaries within which autonomous decisions are permitted to occur, ensuring that optimization remains subordinate to safety constraints.

9. Which mechanism is most closely associated with industrial AI trust and accountability?

Correct Answer: C

Justification: Trust requires traceability, auditability, explainability, and accountability so that significant AI-supported decisions can be understood and evaluated.

10. Future Physical AI architectures are expected to increasingly emphasize:

Correct Answer: C

Justification: Future architectures are expected to incorporate adaptive execution, self-configuring intelligence, and co-designed hardware-AI systems to improve efficiency and scalability.

PART II — SCENARIO-BASED ANALYSIS (MODEL ANSWERS)

Scenario 1: Autonomous Manufacturing Facility

1. Identify which AI functions should execute on-device, at gateways, at edge servers, and in the cloud.

On-Device AI

- Robot motion control
- Collision avoidance
- Emergency-stop monitoring
- Safety-critical vision inspection
- Local anomaly detection

These functions require deterministic low-latency execution.

Gateway Layer

- Sensor aggregation
- Protocol translation
- Local event filtering
- Semantic data compression
- Preliminary anomaly analysis

Edge Servers

- Multi-robot coordination
- Facility-level scheduling
- Video analytics
- Production-line optimization
- Local digital twin execution

Cloud Platforms

- Enterprise forecasting
- Fleet learning
- Predictive maintenance
- Model training
- Governance management
- Cross-facility analytics

2. Explain how latency, bandwidth, energy, and reliability constraints influence workload distribution.

Latency requires safety-critical functions to remain local.

Bandwidth limits the transmission of raw sensor data and encourages semantic compression and local preprocessing.

Energy requires resource-efficient models and optimized sensing strategies, particularly for mobile devices.

Reliability requires local fallback mechanisms and autonomous operation during network disruptions.

Together, these constraints determine which workloads execute at each computational tier.

3. Describe how hybrid edge-cloud AI could improve coordination.

Hybrid AI enables:

- Local robotic control at the edge
- Facility-wide coordination using edge servers
- Cloud-assisted optimization and forecasting
- Dynamic workload offloading
- Collaborative inference across computational tiers

This architecture improves efficiency without sacrificing responsiveness.

4. Explain how AI lifecycle management supports long-term operation.

Lifecycle management supports:

- Model deployment and validation
- Runtime monitoring
- Data collection
- Drift detection
- Retraining and validation
- Controlled OTA updates

This continuous cycle keeps models aligned with changing equipment conditions and production requirements.

5. Discuss the role of safety envelopes.

Safety envelopes constrain:

- Robot speed
- Workspace boundaries
- Allowed trajectories
- Force limits
- Equipment operating conditions

Independent safety systems validate actions before execution, ensuring that AI optimization remains subordinate to safety requirements.

Scenario 2: Autonomous Drone Inspection Network

1. Determine which workloads should execute locally and remotely.

On the Drone

- Navigation
- Obstacle avoidance
- Flight stabilization
- Immediate fault detection
- Critical image preprocessing

Edge/Cloud

- Long-term asset-health analysis
- Fleet learning
- Historical trend analysis
- Digital-twin simulation
- Global mission optimization

Critical real-time functions remain local, while computationally intensive analytics execute remotely.

2. Explain how bandwidth limitations affect architecture design.

Remote inspection sites often have:

- Intermittent connectivity
- Limited throughput
- Communication delays

Therefore:

- Raw imagery cannot always be streamed continuously.
- Local filtering becomes necessary.
- Semantic representations should be transmitted instead of full datasets whenever possible.

3. Describe semantic embeddings and local anomaly detection.

The drone can analyze imagery locally and transmit:

- Damage classifications
- Fault scores
- Feature vectors
- Anomaly indicators

instead of transmitting all raw imagery.

This reduces communication costs while preserving operational value.

4. Discuss how energy limitations influence operation.

Energy constraints affect:

- Model complexity
- Sensor duty cycles
- Flight duration
- Data transmission frequency

- Inspection-route planning

Efficient execution increases mission duration and inspection coverage.

5. Explain adaptive offloading strategies.

Adaptive offloading enables:

- Local execution when connectivity weakens
- Increased cloud usage when bandwidth improves
- Dynamic workload balancing
- Improved resilience during changing network conditions

This allows drones to maintain operational effectiveness despite varying communication quality.

Scenario 3: Industrial Logistics and Warehouse Ecosystem

1. Compare the four architectural patterns.

On-Device AI

Supports forklift navigation, collision avoidance, and local safety decisions.

IoT-Centric AI

Performs inventory sensing, local event detection, and gateway aggregation.

Hybrid AI

Coordinates warehouse operations and distributed workload execution.

Cloud-Assisted AI

Provides enterprise logistics forecasting, optimization, and governance.

Together they create a complete industrial intelligence ecosystem.

2. Explain workload-placement changes during network disruption.

During congestion or cloud outages:

- More inference remains local.
- Gateways assume greater responsibility.
- Critical functions continue autonomously.

- Cloud-dependent optimization may be temporarily reduced.

This preserves operational continuity.

3. Describe monitoring and drift detection.

Monitoring continuously tracks:

- Prediction accuracy
- Resource utilization
- Behavioral performance

Drift-detection systems identify:

- Inventory-pattern changes
- Sensor degradation
- Seasonal demand shifts
- Operational anomalies

allowing corrective action before significant degradation occurs.

4. Discuss security, safety, and trust mechanisms.

The architecture should include:

- Secure boot mechanisms
- Device authentication
- Encrypted communications
- Audit trails
- Safety controllers
- Explainability features

These capabilities ensure trustworthy and compliant operation.

5. Evaluate adaptive architectures and self-configuring intelligence.

Adaptive systems can:

- Adjust workload placement dynamically

- Scale inference frequency
- Optimize power consumption
- Adapt sensing rates
- Improve resource utilization

The result is improved efficiency, reliability, scalability, and long-term operational performance.

PART III — CRITICAL THINKING EXERCISE (Model Answer)

A fully cloud-centric Physical AI architecture is generally impractical for industrial autonomy because it cannot consistently satisfy the latency, reliability, safety, and operational continuity requirements of physical systems.

1. Limitations of a Fully Cloud-Centric Architecture

A cloud-only architecture introduces:

- Communication latency
- Network dependence
- Reduced resilience during outages
- Higher bandwidth consumption
- Potential operational interruptions

Critical control functions become vulnerable to network degradation.

2. Influence of Latency, Bandwidth, Energy, and Reliability

- **Latency** requires immediate local responses.
- **Bandwidth** limits continuous transmission of raw sensor data.
- **Energy** constrains mobile platforms.
- **Reliability** requires operation during connectivity failures.

These constraints necessitate local intelligence.

3. Continuing Importance of Embedded Intelligence

Embedded intelligence provides:

- Collision avoidance
- Motion control
- Safety monitoring
- Local diagnostics
- Deterministic behavior

These functions cannot depend solely on cloud connectivity.

4. Functions Appropriate for Cloud and Local Execution

Cloud Functions

- Model training
- Predictive analytics
- Fleet optimization
- Digital twin simulation
- Governance management

Local Functions

- Control loops
- Obstacle avoidance
- Safety enforcement
- Local perception
- Emergency responses

5. Conclusion

A purely cloud-based Physical AI architecture is not practical for industrial autonomy. Effective industrial systems require a **hybrid edge-cloud architecture** in which local intelligence provides real-time responsiveness, while cloud intelligence supplies long-horizon learning, optimization, and coordination. The combination of these capabilities produces systems that are responsive, resilient, scalable, and safe across diverse industrial environments.

Summary

Volume V: Distributed Edge AI Architectures & Cloud-Edge Topologies

Volume V has examined the architectural evolution of artificial intelligence from centralized computational environments toward distributed intelligence systems spanning embedded devices, intelligent sensors, edge computing infrastructure, regional platforms, and centralized cloud environments. Through the development of Chapter 9, the volume has established how AI capabilities can be distributed across heterogeneous computational layers to support responsive, resource-efficient, secure, and resilient intelligent systems.

The central theme throughout the volume is that modern AI deployment requires more than powerful models and computational infrastructure. It requires an architectural strategy for determining where intelligence resides, how information moves, how computational responsibilities are allocated, and how autonomous components coordinate their behavior across distributed environments.

The three major sections of Chapter **9: AI Frameworks for Distributed Edge Architectures & Cloud-Edge Topologies** — **Embedded Intelligence and Distributed AI-Driven IoT (AIoT) Sensing Networks**, **Hybrid Edge–Cloud AI Topologies and Cloud-Assisted Industrial Intelligence**, and **Architectural Synthesis and Design Patterns for Physical AI Deployment**—establish a progressive framework for understanding this transformation.

Together, they explain how localized intelligence becomes distributed intelligence, how distributed intelligence is coordinated across edge and cloud infrastructure, and how these capabilities are integrated into complete Physical AI deployment architectures.

1. Embedded Intelligence and AI-Driven IoT Sensing Networks

Section **9.1: Embedded Intelligence and Distributed AI-Driven IoT (AIoT) Sensing Networks** established the computational foundation of distributed intelligence. It examined how AI inference can be executed directly within resource-constrained devices, enabling localized perception, decision support, anomaly recognition, and autonomous responses without requiring continuous communication with centralized infrastructure.

The discussion began with ultra-low-power on-device AI inference engines and the hardware architectures that support embedded intelligence. Microcontrollers, digital signal processors, neural processing units, and specialized AI accelerators provide different levels of computational capability, allowing AI models to operate within constraints involving memory, processing capacity, energy consumption, and thermal management.

The volume then examined the optimization techniques that make embedded deployment practical. Model compression, quantization, pruning, knowledge distillation, and computational graph optimization reduce the resource requirements of neural networks while seeking to preserve application-relevant accuracy and performance. These techniques enable increasingly capable models to execute within the limited computational environments of embedded systems.

Real-time execution introduced another important dimension. Deterministic AI control loops, bounded execution latency, hardware–RTOS integration, and perception-to-actuation synchronization are essential when AI decisions must satisfy operational deadlines. The discussion emphasized that computational determinism, real-time performance, and functional safety are related but distinct engineering requirements.

Multimodal sensor fusion extended embedded intelligence beyond individual sensor interpretation. By combining information from cameras, microphones, inertial sensors, radar, LiDAR, and environmental measurement systems, embedded AI architectures can develop richer representations of physical environments. Sensor alignment, temporal synchronization, cross-modal fusion, uncertainty estimation, and graceful degradation contribute to more reliable perception under changing operating conditions.

The section further examined safety-critical embedded autonomy. Uncertainty quantification, distribution-shift detection, independent safety supervision, deterministic fallback policies, hardware isolation, and fault-containment mechanisms provide essential safeguards for systems operating in environments where incorrect decisions may have physical consequences. A fundamental principle emerged: AI confidence alone does not establish operational safety, and learned decision-making must remain subject to appropriate independent constraints.

The discussion then expanded from individual embedded devices to interconnected AIoT sensing networks. Intelligent sensor nodes perform localized signal conditioning, preprocessing, feature extraction, and semantic representation. This reduces unnecessary data transmission while enabling distributed systems to exchange more meaningful information.

AI-driven event detection and adaptive sampling introduced context-aware sensing strategies that allocate observation and communication resources according to environmental changes and operational significance. Edge-level anomaly detection extended this capability by identifying deviations from established operating patterns and initiating local alerts or predefined responses.

Federated learning provided a mechanism for collaborative model improvement across distributed devices. Instead of routinely transferring all underlying sensor data to centralized

infrastructure, participating devices can train local models and contribute model updates to an aggregation process. This supports collective learning while introducing challenges involving heterogeneous devices, non-IID data distributions, communication overhead, update validation, privacy, and model integrity.

Finally, secure AI-orchestrated communication, identity, and policy enforcement established the trust and governance foundation for distributed AIoT systems. Device authentication, cryptographic protection, behavioral monitoring, access control, network segmentation, federated-learning governance, and model integrity were examined as complementary mechanisms for protecting interconnected intelligence.

Collectively, Section 9.1 demonstrated that embedded AI is not merely a means of reducing cloud dependence. It is the foundation for creating intelligent devices and sensing networks capable of localized perception, adaptive observation, collaborative learning, and controlled autonomous operation.

2. Hybrid Edge–Cloud AI Topologies and Cloud-Assisted Industrial Intelligence

Section **9.2: Hybrid Edge–Cloud AI Topologies and Cloud-Assisted Industrial Intelligence** extends the discussion from localized intelligence to coordinated computation across heterogeneous infrastructure.

The section examines how AI workloads can be distributed among embedded devices, local edge gateways, industrial edge servers, regional computing platforms, and centralized cloud environments. Each layer contributes different computational and operational capabilities, and effective system design depends on allocating responsibilities according to the requirements of individual workloads.

Device-level processing is particularly valuable for immediate perception, event recognition, time-sensitive inference, and local control. Edge infrastructure provides intermediate computational resources for aggregating information, coordinating connected devices, executing more demanding models, and supporting regional operational intelligence. Cloud infrastructure contributes large-scale computational capacity for model training, historical analytics, cross-site correlation, digital-twin services, and enterprise-wide optimization.

The architectural significance of hybrid edge–cloud computing lies in coordinating these capabilities without introducing unnecessary communication dependencies or compromising local responsiveness.

Workload partitioning and inference placement determine where specific AI functions execute. Data filtering, feature extraction, selective transmission, model synchronization, and adaptive

resource allocation help balance computational requirements against communication costs, energy constraints, response deadlines, and data sensitivity.

The section also established the importance of cloud-assisted industrial intelligence. By integrating information from manufacturing equipment, robotic systems, inspection platforms, logistics operations, energy infrastructure, and other industrial assets, cloud-assisted AI can identify patterns across operational domains that may not be visible to individual devices or isolated production environments.

This broader analytical perspective supports predictive maintenance, production optimization, process monitoring, resource allocation, and enterprise-level decision-making. However, centralized analytics must complement rather than replace local operational intelligence, particularly when physical processes require immediate responses.

Resilience was therefore a central architectural consideration. Distributed systems must account for intermittent connectivity, communication delays, infrastructure disruptions, and remote-service unavailability. Local inference, controlled buffering, synchronization, operational fallback policies, and graceful degradation allow essential functions to continue when cloud connectivity cannot be maintained.

Section 9.2 consequently established the principles for coordinating localized autonomy with centralized analytical capability. It demonstrated that the edge and cloud are not competing architectural alternatives but complementary computational layers within a unified intelligence ecosystem.

3. Architectural Synthesis and Design Patterns for Physical AI Deployment

Section **9.3: Architectural Synthesis and Design Patterns for Physical AI Deployment** brings together the principles of embedded intelligence, distributed sensing, and hybrid edge–cloud computing to establish a system-level perspective for Physical AI deployment.

The section focuses on the integration of sensing, perception, inference, reasoning, planning, control, communication, and operational coordination across interconnected physical and digital environments.

A central architectural challenge is ensuring that these functions operate as a coherent system rather than as disconnected technological components. Decisions concerning processing placement, communication pathways, computational resources, model deployment, security boundaries, and safety supervision influence system-wide behavior.

Architectural synthesis therefore requires an understanding of both individual components and their interactions. Device-level intelligence must coordinate with edge platforms; edge

infrastructure must exchange information with cloud services; and distributed models, policies, and operational states must remain sufficiently synchronized to support consistent system behavior.

The section establishes the importance of reusable architectural design patterns for addressing recurring deployment challenges. Functional decomposition, hierarchical workload allocation, distributed orchestration, heterogeneous platform integration, fault tolerance, lifecycle management, and security governance provide a foundation for developing scalable Physical AI systems.

It also reinforces the need to balance competing engineering objectives. Greater computational capability may increase energy consumption and thermal requirements. Centralized processing may simplify model management but introduce network dependencies. Distributed execution may improve responsiveness and resilience but increase coordination complexity. Greater autonomy may improve operational flexibility but also demand stronger validation, monitoring, and safety constraints.

Consequently, Physical AI architecture must be evaluated across the complete operational environment rather than through isolated measurements of model accuracy, processor performance, or network throughput.

The section further emphasizes the distinction between AI decision-making, cybersecurity authorization, and functional safety. These are separate but interconnected responsibilities. AI systems may generate predictions, recommendations, and control proposals, but established security mechanisms, deterministic operational constraints, and independent safety functions must govern what actions are permitted.

Through this synthesis, Section 9.3 demonstrates how distributed AI capabilities can be translated into complete deployment architectures that support autonomous machines, intelligent infrastructure, industrial systems, and enterprise-scale Physical AI ecosystems.

4. Unified Architectural Principles

Across the three sections, several fundamental principles emerge as the foundation of distributed edge AI architectures.

Intelligence is distributed according to operational requirements. Not every AI workload belongs in the cloud, and not every workload executes on an embedded device. Processing placement reflects latency, computational complexity, bandwidth, energy, privacy, reliability, and safety requirements.

Localized autonomy is essential for operational continuity. Devices and edge platforms must retain appropriate intelligence to perform essential functions when remote infrastructure is unavailable or communication quality deteriorates.

Hierarchical collaboration enables system-wide intelligence. Embedded devices, edge platforms, and cloud services exchange information and coordinate responsibilities through defined interfaces, synchronization mechanisms, and operational policies.

Computational efficiency must be considered across the complete system. Model complexity, hardware acceleration, memory utilization, communication overhead, energy consumption, and scheduling constraints jointly influence deployment performance.

Distributed learning enables collective adaptation. Federated learning and related collaborative mechanisms allow geographically and operationally distributed devices to contribute to shared model improvement while retaining important portions of their local data.

Security and trust must extend across every architectural layer. Device identity, authentication, secure communication, access control, behavioral monitoring, model integrity, and auditability are necessary for protecting distributed intelligence.

Safety and resilience must be designed into the architecture. Independent safety supervision, fault containment, controlled degradation, recovery mechanisms, and operational constraints are essential for systems interacting with the physical world.

Lifecycle management is a system-wide responsibility. AI models, firmware, hardware, edge services, communication infrastructure, and cloud platforms must be validated, monitored, updated, and maintained as interconnected components.

5. Overall Architectural Progression

The knowledge developed throughout Volume V can be summarized as a progression across four interconnected stages:

1. **Embedded Intelligence:** AI inference and localized decision-making are deployed directly within resource-constrained devices.
2. **Distributed Intelligence:** Intelligent sensor nodes and AIoT networks coordinate observations, detect events and anomalies, and participate in collaborative learning.
3. **Hybrid Intelligence:** Edge and cloud infrastructure distribute computational responsibilities and combine local responsiveness with large-scale analytical capability.

4. **Integrated Physical AI:** Distributed intelligence is synthesized into complete systems capable of coordinated perception, decision-making, control, communication, and autonomous operation.

This progression represents the architectural foundation for moving beyond isolated AI applications toward interconnected intelligence ecosystems.

6. Final Perspective

Volume V has demonstrated that the future of artificial intelligence depends not only on the sophistication of individual models but also on the architecture through which intelligence is executed, coordinated, and governed.

Embedded AI provides localized computational capability. AIoT sensing networks extend perception across distributed environments. Hybrid edge–cloud architectures provide the computational and analytical infrastructure required for collaboration at scale. Architectural synthesis brings these elements together into operational systems capable of interacting with the physical world.

The resulting perspective is that **distributed intelligence is not simply centralized AI relocated across multiple processors. It is a coordinated architecture in which computation, perception, learning, communication, and control are deliberately allocated across interconnected layers.**

This architectural foundation prepares the way for the broader conclusion of Volume V: the emergence of scalable, resilient, and trustworthy Physical AI ecosystems that integrate intelligent devices, autonomous systems, industrial infrastructure, and enterprise-wide computational environments.

Conclusion

Volume V: Distributed Edge AI Architectures & Cloud-Edge Topologies

Artificial intelligence is entering an architectural era in which intelligence is no longer defined primarily by the capabilities of a centralized model or the computational resources of a cloud platform. Instead, its effectiveness increasingly depends on how intelligence is distributed across devices, sensors, edge infrastructure, industrial systems, and cloud environments—and how these components collaborate to accomplish tasks within complex physical and digital ecosystems.

Volume V has explored this transformation through the architectural progression from embedded intelligence and distributed AIoT sensing networks to hybrid edge–cloud computing and integrated Physical AI deployment. Its central message is that the next generation of intelligent systems will be shaped not simply by increasingly powerful AI models, but by the ability to organize those models and their supporting infrastructure into coherent, adaptive, and operationally dependable systems.

From Centralized AI to Distributed Intelligence

Traditional AI architectures have often relied on centralized computational infrastructure for model execution, data analysis, and learning. Although cloud computing provides substantial processing capacity, storage, and centralized management, not every intelligent function can depend on remote infrastructure.

Physical systems operate under constraints that are fundamentally different from those of conventional digital applications. Autonomous machines must respond to changing surroundings. Industrial controllers must meet operational deadlines. Intelligent sensors must monitor environments continuously while operating within limited energy budgets. Connected infrastructure must preserve essential functions even when network connectivity is interrupted.

These requirements establish the need for distributed intelligence.

Rather than transmitting every observation to a centralized platform and waiting for a remote response, intelligent devices can perform local preprocessing, execute compact inference models, recognize important events, and initiate appropriate responses. Edge infrastructure can coordinate multiple devices and perform more computationally demanding analysis, while cloud platforms provide large-scale learning, historical analysis, cross-domain correlation, and enterprise-level optimization.

The resulting architecture is neither entirely centralized nor entirely decentralized. It is

hierarchical, collaborative, and workload-aware.

This transformation represents a fundamental shift in how AI systems are engineered: **intelligence becomes an architectural property of the entire system rather than a capability confined to an individual model or computing platform.**

The Growing Importance of Embedded and Localized Intelligence

One of the most significant developments examined in this volume is the increasing capability of embedded AI systems.

Advances in specialized processors, neural accelerators, model compression, quantization, pruning, and optimized inference engines have made it possible to deploy increasingly capable AI models within devices that operate under strict memory, energy, processing, and thermal constraints.

These capabilities have implications far beyond reducing dependence on cloud services. They enable AI systems to interpret their surroundings, recognize abnormal conditions, evaluate local events, and support operational decisions directly where information is generated.

For autonomous vehicles, robotics, industrial machinery, and intelligent infrastructure, localized intelligence can reduce communication dependencies and improve responsiveness. For battery-powered sensors and remote IoT devices, efficient inference and adaptive sensing can extend operational life while reducing unnecessary data transmission.

However, embedded intelligence also introduces important engineering responsibilities. Models must be optimized for their target hardware, execution must satisfy relevant timing constraints, and AI-generated decisions must remain subject to appropriate operational and safety controls.

The future of embedded AI therefore depends on the integration of computational efficiency, real-time engineering, sensor intelligence, and system-level assurance.

Distributed Sensing as the Foundation of Environmental Intelligence

The development of AIoT networks further expands the reach of intelligent systems.

Individual sensors provide localized measurements, but interconnected intelligent sensor nodes can collectively create a broader understanding of physical environments. Cameras, microphones, radar, LiDAR, inertial sensors, and industrial measurement devices can contribute complementary observations to distributed perception architectures.

On-device preprocessing and semantic representation reduce unnecessary communication while preserving information relevant to higher-level analysis. Event-driven sensing and

adaptive sampling allow systems to allocate observation resources according to changing conditions. Anomaly detection enables local recognition of deviations from expected behavior, while autonomous alerting supports timely operational awareness.

Federated learning extends this architecture by allowing distributed devices to participate in shared model improvement without routinely centralizing their underlying datasets.

These capabilities demonstrate that intelligent sensing networks are becoming more than collections of connected measurement devices. They are evolving into distributed perception and learning systems capable of observing, interpreting, and responding to environmental conditions.

Nevertheless, distributed sensing must be designed with appropriate attention to data quality, sensor synchronization, uncertainty, privacy, communication reliability, and model validation. A larger network of sensors does not automatically produce better intelligence. The value of distributed perception depends on the quality, relevance, trustworthiness, and proper interpretation of the information being exchanged.

The Edge–Cloud Continuum as a Unified Computational Architecture

The transition from embedded intelligence to large-scale distributed systems requires a computational architecture that can coordinate heterogeneous resources.

The edge–cloud continuum provides this foundation.

Embedded devices contribute immediate sensing and localized inference. Edge gateways and industrial servers provide intermediate processing, aggregation, and coordination. Regional platforms support broader operational services, while cloud infrastructure provides extensive computational resources for training, simulation, historical analytics, and enterprise-wide intelligence.

The architectural challenge is not simply deciding which platform has the greatest processing capacity. It is determining which computational layer is appropriate for each function and how information and responsibilities move between them.

Some workloads require immediate local execution. Others can tolerate communication delays and benefit from centralized processing. Some data must remain within defined operational or regulatory boundaries, while other information can be aggregated and analyzed across multiple locations.

Effective edge–cloud architectures must therefore balance latency, bandwidth, energy, computational capacity, privacy, reliability, and operational criticality.

Equally important, distributed systems must remain functional under imperfect conditions. Connectivity interruptions, communication congestion, hardware failures, and remote-service disruptions are normal engineering considerations rather than exceptional scenarios. Local autonomy, controlled degradation, synchronization, and recovery mechanisms are therefore essential characteristics of dependable hybrid architectures.

The edge-cloud continuum is ultimately best understood as a coordinated computational environment in which each layer contributes capabilities appropriate to its operational responsibilities.

Architectural Synthesis and the Emergence of Physical AI Ecosystems

The broader significance of distributed edge AI becomes apparent when these technologies are integrated into complete Physical AI systems.

Autonomous vehicles, intelligent robots, aerial platforms, industrial production systems, and smart infrastructure require continuous interaction among perception, reasoning, planning, control, and communication. Their operational capabilities depend on coordinated information processing across multiple devices and computational environments.

An autonomous system may use embedded models for immediate perception, local edge infrastructure for collaborative decision-making, and cloud services for fleet-level optimization or long-term learning. Industrial facilities may use intelligent sensors for equipment monitoring, edge platforms for process coordination, and cloud analytics for predictive maintenance and production planning.

In each case, the physical system depends on a distributed architecture rather than a single AI model or computing location.

Architectural synthesis provides the engineering framework for integrating these capabilities. It establishes how functions are decomposed, where workloads execute, how information is exchanged, how models are managed, and how operational responsibilities are coordinated.

This integration must also account for the distinction between intelligent behavior and dependable operation. An AI model may generate a highly probable prediction or recommend an apparently appropriate action, but that does not establish that the action is authorized, safe, or operationally acceptable.

Cybersecurity mechanisms must verify identities and enforce access policies. Model governance must establish provenance, validation, version control, and deployment accountability. Functional safety mechanisms must constrain hazardous behavior and provide appropriate

independent supervision. Fault-tolerant architectures must ensure that failures do not unnecessarily propagate across the entire system.

The successful deployment of Physical AI therefore requires a synthesis of AI engineering, embedded computing, distributed systems, networking, cybersecurity, control engineering, and operational assurance.

The Next Architectural Challenges

Although distributed AI architectures offer substantial opportunities, their continued evolution will introduce new technical and organizational challenges.

Increasing system heterogeneity will require architectures to integrate processors, accelerators, operating systems, communication protocols, AI frameworks, and hardware platforms with different capabilities and limitations.

Distributed model lifecycle management will become increasingly important as AI models are trained, optimized, deployed, updated, monitored, and replaced across large populations of devices and edge platforms. Model compatibility, version consistency, deployment validation, rollback, and operational traceability must be addressed systematically.

Resource-aware orchestration will require increasingly sophisticated methods for allocating computation, memory, energy, and communication resources while respecting application deadlines and operational constraints.

Distributed security and trust will become more complex as the number of connected devices, communication pathways, model interfaces, and operational dependencies increases. Security must be maintained across the complete lifecycle rather than treated as a feature added after deployment.

Reliable collaborative intelligence will require methods for addressing inconsistent data distributions, communication failures, model drift, unreliable participants, and conflicting local objectives.

Physical-world safety and assurance will remain fundamental as AI systems gain greater autonomy and influence increasingly important industrial and societal functions. Verification, validation, independent safety supervision, and controlled operational boundaries will continue to be essential.

Enterprise-scale integration will require organizations to connect distributed AI capabilities with existing operational technology, information technology, industrial processes, governance structures, and business objectives.

These challenges reinforce the importance of treating distributed AI as a complete engineering discipline. Progress will depend not only on improvements in models and processors but also on architectural discipline, interoperability, governance, and lifecycle management.

Toward Scalable, Resilient, and Trustworthy Distributed Intelligence

The long-term significance of distributed edge AI lies in its ability to bring intelligence closer to the environments in which decisions and actions occur while preserving access to broader computational and analytical capabilities.

This creates opportunities for systems that are simultaneously localized and collaborative, autonomous and coordinated, resource-constrained and computationally scalable.

A connected industrial environment, for example, may contain thousands of intelligent sensing nodes, autonomous machines, robotic platforms, edge servers, and cloud services. Each component performs specialized functions, but the overall intelligence emerges from their coordinated operation.

Similarly, smart infrastructure can integrate distributed sensing, local anomaly detection, regional analytics, and centralized planning to support transportation, energy management, environmental monitoring, and public services.

In these environments, the objective is not to maximize the intelligence of every individual device independently. It is to optimize the intelligence, responsiveness, resilience, and operational effectiveness of the complete system.

This perspective also changes how future AI infrastructure is evaluated. Model accuracy remains important, but it is only one dimension of success. Deployment quality also reflects response latency, energy efficiency, communication reliability, fault tolerance, security, safety, maintainability, scalability, and the ability to operate under changing conditions.

A truly capable distributed AI ecosystem is therefore one in which intelligent components can operate independently, when necessary, collaborate when beneficial, and remain governed by consistent architectural and operational principles.

Final Perspective

Volume V has established the architectural foundation for understanding this emerging generation of distributed intelligence.

Beginning with embedded inference and intelligent sensing, progressing through adaptive AIoT networks and collaborative learning, and extending into hybrid edge–cloud computing and

Physical AI architectural synthesis, the volume has demonstrated how intelligence can be organized across multiple layers of computational and physical infrastructure.

Its most important conclusion is that **the future of AI will not be defined exclusively by where models are trained or how many computations they can perform, but by how effectively intelligence is distributed, coordinated, and governed across the environments in which AI systems operate.**

Embedded devices will provide immediate perception and localized intelligence. Distributed sensing networks will expand environmental awareness. Edge infrastructure will coordinate responsive computation and regional autonomy. Cloud platforms will provide large-scale learning, analytical capabilities, and enterprise-wide optimization. Architectural synthesis will connect these elements into coherent systems capable of interacting with the physical world.

The evolution toward Physical AI will therefore depend on the successful integration of these complementary capabilities into architectures that are computationally efficient, operationally resilient, secure, and trustworthy.

Distributed intelligence is ultimately the foundation for scaling AI from individual intelligent devices into interconnected ecosystems of autonomous machines, industrial infrastructure, and enterprise-wide Physical AI systems.

With this architectural foundation established, Volume V concludes the examination of distributed edge intelligence and cloud–edge collaboration, providing the conceptual and engineering basis for designing the next generation of intelligent systems that operate across both digital and physical environments.

APPENDIX A: TECHNICAL FOUNDATIONS, MATHEMATICAL MODELS, AND ARCHITECTURAL REFERENCE FOR DISTRIBUTED EDGE AI SYSTEMS

Volume V: Distributed Edge AI Architectures & Cloud-Edge Topologies

This appendix establishes a rigorous, consolidated technical reference for the core mathematical models, architectural principles, and engineering methodologies governing distributed edge artificial intelligence systems. Designed to complement and extend the analytical frameworks presented in Chapter 9, this reference provides system architects, researchers, and engineers with formal definitions, structural paradigms, and quantitative foundations necessary for designing, analyzing, and deploying mission-critical edge-cloud systems.

As artificial intelligence transitions from centralized cloud datacenters to resource-constrained edge environments—spanning embedded microcontrollers, intelligent sensor nodes, local gateways, and regional aggregation servers—architects face compounding physical, computational, and operational complexities. Deploying intelligence across this continuum requires resolving fundamental tensions between probabilistic machine learning inference and deterministic physical constraints.

Core Reference Domains

This appendix is structured to provide exhaustive technical coverage across seven primary architectural dimensions:

- **Mathematical and Probabilistic Foundations (A.4):** Formal state-space estimation, stochastic process modeling, sensor noise characterization, and multimodal sensor fusion frameworks (including EKF/UKF and factor graphs) for resolving spatial-temporal uncertainty.
- **Event Detection and Adaptive Sampling (A.5):** Algorithmic paradigms for dynamic resource stewardship, threshold-based event triggering, anomaly recognition, and intelligent telemetry filtering at physical endpoints.
- **Distributed Learning and Optimization (A.6):** Collaborative federated learning workflows, non-I.I.D. data management strategies, clustered and hierarchical aggregation, and cryptographic privacy safeguards (such as differential privacy and secure aggregation).
- **Workload Partitioning and Hierarchical Inference (A.7):** Dynamic computational placement, latency-aware task offloading, and multi-tier inference escalation across embedded devices, edge gateways, and cloud infrastructure.

- **Communication and Distributed Data Management (A.8):** Network requirement analysis (bandwidth, jitter, synchronization), deterministic data provenance, timestamp integrity, and store-and-forward resilience during wide-area network disruptions.
- **Security, Identity, and Trust Management (A.9):** Zero Trust architectures, hardware-rooted device identity (TPMs, HSMs), secure communication protocols, behavioral anomaly assessment, and firmware/model integrity verification.
- **Reliability, Resilience, and Safety-Constrained Operation (A.10):** Graceful degradation, real-time execution principles, Worst-Case Execution Time (WCET) analysis, fault recovery, and independent hardware safety supervision.

Methodological Objective

The overarching objective of this reference is to bridge the conceptual gap between idealized mathematical formulations and the rigorous realities of physical edge deployment. By standardizing architectural terminology, evaluation metrics, and design patterns, this appendix serves as a foundational guide for engineering resilient, secure, and deterministically safe distributed intelligence systems.

The appendix is organized into fifteen sections:

- **A.1:** Terminology and Core Concepts for Distributed Edge AI
- **A.2:** Embedded AI Optimization and Resource Management
- **A.3:** Real-Time Scheduling, Latency, and Deterministic Execution
- **A.4:** Mathematical Foundations of Multimodal Sensor Fusion
- **A.5:** Event Detection, Adaptive Sampling, and Anomaly Recognition
- **A.6:** Federated Learning and Distributed Model Optimization
- **A.7:** Edge–Cloud Workload Partitioning and Computational Placement
- **A.8:** Communication, Networking, and Distributed Data Management
- **A.9:** Security, Identity, and Trust Management
- **A.10:** Reliability, Resilience, and Safety-Constrained Operation
- **A.11:** Architectural Patterns for Distributed Edge AI
- **A.12:** Performance Metrics and Evaluation Criteria

- **A.13:** Consolidated Technical Reference Tables
- **A.14:** Relevant Standards, Frameworks, and Technical Resources
- **A.15:** Integrated Distributed Edge AI Continuum Model

A.1 Terminology and Core Concepts for Distributed Edge AI

Distributed Edge AI refers to an architectural approach in which artificial intelligence workloads are executed across multiple interconnected computing locations rather than relying exclusively on centralized cloud infrastructure.

These locations may include embedded processors, intelligent sensor nodes, edge gateways, industrial servers, regional data centers, and cloud platforms. Each location contributes different computational, communication, storage, and coordination capabilities.

The following terminology establishes a common technical vocabulary for understanding these systems.

Term	Definition	Architectural Significance
Embedded AI	AI computation executed directly within embedded hardware platforms.	Enables localized intelligence under constrained power, memory, and processing conditions.
Edge AI	AI inference or other AI workloads executed near the location where data is generated.	Reduces dependence on centralized processing and may improve responsiveness.
AIoT	Integration of artificial intelligence with Internet of Things devices and sensing networks.	Enables intelligent sensing, local interpretation, and distributed decision support.
Edge Gateway	An intermediary computing device connecting local sensors and devices to higher-level infrastructure.	Supports aggregation, protocol translation, local analytics, and workload coordination.
Edge–Cloud Continuum	A distributed computing environment spanning devices, edge infrastructure, regional resources, and cloud platforms.	Provides multiple locations for computation, storage, and intelligence.

Workload Partitioning	Distribution of computational tasks among available processing locations.	Determines where sensing, preprocessing, inference, learning, and coordination occur.
Federated Learning	A distributed learning approach in which participating devices train local models and contribute model updates to an aggregation process.	Supports collaborative model improvement without routinely centralizing raw training data.
Hierarchical Inference	Execution of successive or complementary inference stages across multiple computing layers.	Allows lightweight local processing to be supplemented by more capable edge or cloud models.
Event-Driven Sensing	A sensing strategy in which acquisition or reporting behavior changes in response to detected events.	Reduces unnecessary sensing and communication while emphasizing relevant observations.
Digital Twin	A digital representation of a physical asset, process, or system that may be updated using operational data.	Supports monitoring, simulation, optimization, and predictive analysis.
Model Drift	A change in the statistical relationship between model inputs and the conditions represented during model development.	May reduce model performance and require monitoring, recalibration, or retraining.
Graceful Degradation	Controlled reduction of system functionality when resources, connectivity, or components become unavailable.	Preserves essential functions during partial system failure.
Safety Envelope	A set of constraints defining permissible system states or actions.	Restricts AI-generated decisions to an acceptable operational region.
Distributed Orchestration	Coordinated management of workloads, resources, services, and policies across distributed computing locations.	Maintains system-wide operational consistency and resource utilization.

These concepts are interconnected. Embedded AI supplies localized computational capability; AIoT sensing networks distribute perception; edge–cloud architectures coordinate computation; federated learning enables collaborative adaptation; and orchestration, security, and safety mechanisms govern system-wide operation.

A.2 Embedded AI Optimization and Resource Management

Embedded artificial intelligence systems operate under severe physical, computational, and environmental constraints that differ fundamentally from conventional server-class and cloud-scale computing environments. While centralized cloud infrastructure benefits from virtually unbounded power supplies, expansive multi-gigabyte memory pools, and high-performance accelerator clusters, embedded edge deployments are strictly bounded by limitations in static RAM (SRAM), dynamic RAM (DRAM), non-volatile storage, thermal dissipation envelopes, and battery or energy-harvesting budgets.

Consequently, deploying advanced machine learning models on resource-constrained hardware necessitates a holistic, co-designed optimization methodology that simultaneously balances model parameter scale, memory footprint, computational complexity (FLOPs), and execution determinism.

Core Optimization Dimensions

- **Model Parameter Compression:** Reducing tensor storage requirements and memory bandwidth pressure through weight quantization, structured and unstructured pruning, and low-rank matrix factorization.
- **Computational Efficiency:** Tailoring neural network architectures to maximize hardware accelerator utilization (such as NPUs, DSPs, and specialized vector units) while minimizing unnecessary floating-point operations.
- **Memory Footprint Minimization:** Bounding peak tensor memory allocation to fit within on-chip SRAM or constrained LPDDR memory spaces, thereby eliminating cache thrashing and out-of-memory faults during inference execution.
- **Thermal and Power Governance:** Dynamically balancing processor clock frequencies, inference batch sizes, and duty cycles against passive thermal dissipation limits and strict operational battery lifespans.

A.2.1 Model Quantization

Quantization reduces the numerical precision used to represent model parameters and, where supported, intermediate activations. While conventional deep learning models utilize 32-bit

floating-point (FP32) representations, quantization maps these high-precision values into lower-precision formats such as 16-bit (FP16 or BF16), 8-bit (INT8), or sub-byte configurations.

Uniform linear quantization is defined by the mapping relationship:

$$q = \text{round}\left(\frac{x}{s}\right) + z$$

where:

- x represents the original floating-point value.
- q represents the quantized integer value.
- s represents the scaling factor.
- z represents the zero-point offset.
- round(.) denotes the rounding operator to the nearest integer.

The corresponding dequantized approximation $(\hat{x})$ is reconstructed via:

$$\hat{x} = s(q - z)$$

Quantization significantly decreases memory footprint and accelerates memory-bound execution when the target hardware features native low-precision arithmetic units (such as integer Tensor Cores or specialized NPU MAC arrays). For instance, transitioning model weights from FP32 to INT8 reduces storage requirements from four bytes to one byte per parameter—achieving an approximate 75% reduction in weight memory consumption, exclusive of metadata and alignment overhead.

Despite these efficiency gains, aggressive quantization introduces quantization noise and precision loss. The magnitude of performance degradation depends heavily on model architecture sensitivity, weight and activation distributions, calibration algorithms, and

hardware execution constraints.

A.2.2 Model Pruning

Model pruning eliminates redundant parameters, connections, or structural computational blocks that contribute marginally to inference accuracy, thereby compressing the model memory footprint, reducing storage bandwidth demands, and lowering floating-point operation (FLOP) counts for resource-constrained edge execution.

Major Pruning Paradigms

- **Unstructured Pruning:** Individual scalar weights are zeroed out based on magnitude criteria, gradient sensitivity, or second-order Taylor expansion approximations. While unstructured pruning achieves high sparsity ratios without catastrophic accuracy degradation, realizing actual runtime latency reduction depends entirely on whether the target hardware architecture and runtime software stack efficiently support sparse matrix multiplication and non-contiguous memory indexing.
- **Structured Pruning:** Entire computational structures—such as convolutional channels, filter banks, attention heads, or multi-layer perceptron blocks—are systematically removed. Structured pruning produces dense, uniformly reduced sub-networks with predictable dimensionality, allowing immediate deployment and acceleration on conventional general-purpose processors (CPUs), graphics processing units (GPUs), and fixed-function neural processing units (NPUs) without specialized sparse hardware primitives.

A.2.3 Knowledge Distillation

Knowledge distillation transfers representational capacity and learned information from a high-capacity teacher model to a more compact student model optimized for resource-constrained edge deployment.

The composite distillation loss function is formulated as:

$$L_{\text{total}} = \alpha L_{\text{task}} + \beta L_{\text{distill}}$$

where:

- L_{task} represents the student model's primary task-specific loss (such as standard cross-entropy against ground-truth labels).
- $L_{distill}$ measures the divergence or disagreement between teacher and student outputs (such as softened probability distributions) or intermediate hidden representations.
- α and β serve as weighting hyperparameters controlling the relative contribution of each objective.

By leveraging soft probability distributions rather than hard binary labels, the teacher model exposes rich inter-class relationships and latent structural information. This supervisory signal enables the student model to train more efficiently and achieve higher generalization accuracy than standard training on raw task data alone.

A.2.4 Memory and Data-Movement Optimization

Memory movement frequently consumes substantially more energy and contributes more significantly to inference latency than raw arithmetic execution. Consequently, resource-constrained edge AI implementations focus heavily on optimizing data pathways through specific architectural strategies:

- Maximizing intermediate data reuse within local registers and scratchpads.
- Minimizing unnecessary off-chip memory transfers.
- Executing operator fusion to eliminate redundant write-back cycles for intermediate tensors.
- Preallocating static memory buffers to bypass dynamic runtime allocation overhead.
- Optimizing tensor memory layouts to maximize cache locality and burst transfer efficiency.
- Reducing temporary activation storage footprints.
- Exploiting on-chip memory hierarchies to bypass latency-heavy off-chip accesses.

A conceptual formulation of memory-driven energy dissipation is expressed as:

$$E_{\text{memory}} = \sum_{i=1}^{N} M_i e_i$$

where:

- M_i represents the volume or operation count of memory accesses within category *i*.
- e_i represents the energy cost associated with each memory operation of category *i*.
- N represents the total number of distinct memory-operation tiers.

This analytical model illustrates why minimizing data movement and memory access frequency are frequently more critical for overall energy efficiency than merely reducing raw arithmetic operation counts.

A.2.5 Embedded AI Resource Budget

An embedded deployment is evaluated against several simultaneous resource constraints.

Resource	Primary Concern	Common Optimization
Processing	Inference execution time and throughput	Quantization, pruning, operator fusion
Memory	Model weights and intermediate activations	Compact architectures, memory reuse
Energy	Battery life and power consumption	Low-power accelerators, adaptive inference
Thermal	Heat generation and sustained operation	Workload scheduling, power management
Storage	Model and application footprint	Compression, selective model retention
Communication	Data-transfer volume and frequency	Local preprocessing, event-driven reporting

The appropriate optimization strategy depends on the target application. A battery-powered environmental sensor may prioritize energy consumption, while an autonomous robot may prioritize bounded response time and reliable perception.

A.3 Real-Time Scheduling, Latency, and Deterministic Execution

Distributed edge AI systems frequently operate within time-sensitive physical environments where computational outputs must be generated and acted upon before strict operational deadlines. In domains such as industrial automation, autonomous robotics, connected mobility, and critical infrastructure monitoring, missing a deterministic timing threshold can result in physical instability, equipment damage, or catastrophic mission failure.

Consequently, real-time performance cannot be adequately assessed through isolated neural network inference latency alone; it requires rigorous evaluation across the entire end-to-end sensing-to-action pipeline.

A.3.1 End-to-End Pipeline Latency Decomposition

Total operational latency encompasses every sequential stage between raw physical stimulus acquisition and physical actuator response:

- **Sensor Acquisition and Bus Transport:** Time consumed by analog-to-digital conversion, internal sensor sampling delays, and serial or parallel bus transfer (e.g., MIPI CSI, PCIe, industrial Ethernet) to the compute node.
- **Preprocessing and Feature Extraction:** Computational overhead associated with data alignment, filtering, normalization, and tensor preparation prior to model execution.
- **Inference Execution Time:** The core neural network forward pass, governed by model architecture, parameter scale, quantization level, and hardware accelerator throughput.
- **Post-Processing and Decision Logic:** Bounding box decoding, spatial transformation, multi-sensor data association, and safety-threshold validation logic executed downstream of the model.
- **Actuation Serialization and Output:** Time required to synthesize control frames, convert digital instructions, and mechanically engage physical effectors or motor controllers.

End-to-End Latency

In real-time physical AI deployments, deterministic performance depends on bounding the total execution duration from initial sensor stimulus to final actuator response. A simplified end-to-end latency model is formulated as:

$$T_{\mathrm{E2E}} = T_{\mathrm{sense}} + T_{\mathrm{preprocess}} + T_{\mathrm{infer}} + T_{\mathrm{decision}} + T_{\mathrm{communication}} + T_{\mathrm{actuation}}$$

where:

- T_{sense} represents sensor data acquisition and framing time.
- $T_{preprocess}$ represents signal conditioning, direct memory access (DMA), and feature extraction overhead.
- T_{infer} represents core neural network execution time on the hardware accelerator (NPU/GPU).
- $T_{decision}$ represents control logic and decision-policy execution time.
- $T_{communication}$ represents network transmission or bus communication delay, when applicable.
- $T_{actuation}$ represents actuator response and physical command dispatch time.

For hard real-time and time-critical operations, the system must satisfy the strict deadline inequality:

$$T_{\text{E2E}} \leq D$$

where D represents the maximum allowable end-to-end deadline.

System Design Caveat: A system that consistently satisfies deadlines under nominal or average operating conditions may still fail catastrophically under worst-case execution time (WCET) spikes driven by peak processor utilization, memory bus contention, network congestion, or interrupt interference.

A.3.2 Sources of Latency Variance and Jitter

Achieving deterministic execution requires identifying and mitigating systemic sources of execution jitter and temporal unpredictability across the hardware-software stack:

- **Operating System Scheduling Jitter:** Non-deterministic context switching, interrupt latency, and thread preemption in standard operating systems that disrupt hard real-time execution threads.
- **Memory Contention and Bus Saturation:** Interference caused by concurrent direct memory access (DMA) transfers, cache thrashing, and shared memory bandwidth contention between CPU cores, GPUs, and neural processing units.
- **Dynamic Workload Variations:** Variable execution times caused by input-dependent execution paths within advanced deep neural networks, such as dynamic routing layers, conditional computation blocks, or variable-length sequence processing.

A.3.3 Representative Operational Domains

- **Industrial Automation:** High-speed robotic pick-and-place systems requiring deterministic sub-10-millisecond closed-loop control to prevent mechanical collisions on automated assembly lines.
- **Autonomous Robotics and Unmanned Systems:** Real-time obstacle avoidance and dynamic trajectory replanning where perception-to-actuation latency directly dictates safe braking distances and stability envelopes.
- **Vehicular Control Systems:** Advanced Driver Assistance Systems (ADAS) and autonomous driving stacks requiring guaranteed worst-case execution times for emergency braking and collision-avoidance maneuvers.

- **Critical Infrastructure Protection:** Substation automation and smart-grid protection relays requiring microsecond-level fault detection and circuit-breaker actuation to prevent cascading grid failure.

A.3.4 Worst-Case Execution Time

Worst-Case Execution Time (WCET) bounds the maximum execution duration of a task under a rigorously defined set of hardware execution paths, cache states, and operating conditions.

For an individual task, the baseline schedulability condition is formulated as:

$$C_i \leq D_i$$

where:

- C_i represents the worst-case execution-time requirement of task i.
- D_i represents the hard or soft deadline associated with task i.

For periodic task systems, aggregate processor utilization (U) is quantified via:

$$U = \sum_{i=1}^{n} \frac{C_i}{T_i}$$

where:

- C_i represents the computation time of task i.
- T_i represents the activation period of task i.
- n represents the total number of active tasks in the system.

While this classical utilization metric provides a foundational benchmark for initial schedulability analysis (such as Rate Monotonic Scheduling bounds), actual real-world schedulability depends heavily on complex system dynamics, including scheduling policies, dynamic task priorities, resource blocking, release jitter, shared bus contention, and memory interference.

A.3.5 Timing Variability and Jitter

Timing jitter characterizes the non-deterministic variation in the activation, execution, or completion timing of repeated periodic operations. For instance, while an industrial monitoring task may be nominally scheduled at a fixed interval of 10 milliseconds, actual execution initiation and completion vary due to task preemption, interrupt latency, cache contention, and

shared bus arbitration.

A classical metric for peak-to-peak timing jitter is formulated as:

where:

- T_{max} represents the maximum observed or analytically derived execution interval or response time.
- T_{min} represents the minimum observed or analytically derived execution interval or response time.

Minimizing timing jitter is critical for maintaining closed-loop control stability, deterministic sensor-actuator synchronization, and predictable real-time task execution within safety-critical edge deployments.

A.3.6 Real-Time Execution Principles

Executing machine learning inferences within hard real-time edge control loops requires deterministic execution frameworks that guarantee latency bounds, eliminate unpredictable resource contention, and enforce strict timing predictability across the hardware-software stack.

Core Real-Time Design Patterns

1. **Static and Bounded Memory Allocation:** Pre-allocating all tensors, buffers, and working memory pools during system initialization to completely eliminate dynamic heap allocation overhead, garbage collection pauses, and memory fragmentation risks during runtime execution.
2. **Priority-Based Task Scheduling:** Utilizing deterministic, preemptive real-time operating system (RTOS) schedulers to ensure high-priority safety interlocks and control loops immediately preempt lower-priority analytics or logging tasks.
3. **Interrupt Control and Execution Isolation:** Restricting interrupt service routine (ISR) execution times and isolating critical control tasks from non-essential background processes using hardware memory protection units (MPUs).
4. **Hardware Acceleration with Characterized Timing:** Deploying specialized edge accelerators (such as DSPs, NPUs, or FPGAs) backed by empirically verified execution profiles and bounded inference latency metrics.
5. **Worst-Case Execution Time (WCET) Analysis:** Performing rigorous static and dynamic

path analysis to mathematically bound the maximum possible execution time for every inference pass and control cycle.

6. **Precision Timestamp Synchronization:** Maintaining microsecond-level temporal alignment across distributed sensors and compute nodes (via hardware-level PTP/IEEE 1588) to guarantee deterministic data correlation.
7. **Deadline Monitoring and Fault Handling:** Implementing hardware and software watchdog timers that immediately intercept and trigger fail-safe fallback routines if an inference task violates its strict execution deadline.
8. **Independent Safety Supervision:** Deploying out-of-band, formally verified safety co-processors or hardwired interlock logic that continuously validates actuator commands independently of the primary AI pipeline.

System Design Caveat: A fundamental engineering distinction must be maintained: **deterministic execution does not automatically establish functional safety.** A system operating with perfect timing predictability may still execute a structurally flawed inference output within its strict deadline, resulting in an unsafe physical action. True dependability requires coupling real-time execution guarantees with independent, formally verified safety supervision.

A.4 Mathematical Foundations of Multimodal Sensor Fusion

Multimodal sensor fusion integrates heterogeneous data streams from disparate physical transducers—including visual, acoustic, inertial measurement units (IMUs), radar, LiDAR, thermal infrared, and environmental sensors—to synthesize a coherent, high-fidelity state representation of the physical environment. By exploiting complementary physical properties across modalities, distributed edge systems overcome individual sensor limitations, mitigate environmental occlusion, and reduce state estimation uncertainty.

A.4.1A State-Space Estimation and Sensor Integration

In distributed edge AI architectures, the physical state of a system or environment is formally modeled as a continuous-time or discrete-time stochastic process. Let the true system state vector at discrete time step k be denoted as $x_k \in \mathbb{R}^n$, governed by the system dynamics equation:

$$x_k = f(x_{k-1}, u_{k-1}) + w_{k-1}$$

where u_{k-1} represents control inputs and $w_{k-1} \sim \mathcal{N}(0, Q_{k-1})$ represents process noise characterized by covariance matrix Q.

Each distinct sensing modality i (e.g., LiDAR point clouds, radar velocity vectors, or monocular camera frames) acquires a partial, noisy observation $z_{i,k} \in \mathbb{R}^{m_i}$ mapped through non-linear observation functions h_i:

$$z_{i,k} = h_i(x_k) + v_{i,k}$$

where $v_{i,k} \sim \mathcal{N}(0, R_{i,k})$ defines the measurement noise covariance specific to modality i.

Core Fusion Frameworks

- **Extended and Unscented Kalman Filters (EKF/UKF):** Recursive Bayesian estimators that linearize non-linear system dynamics (EKF via Jacobian matrices or UKF via deterministic sigma points) to fuse high-rate synchronous inertial and kinematic telemetry with low latency.
- **Factor Graphs and Graph-Based Optimization:** Spatial-temporal smoothing frameworks that represent multi-sensor constraints as probabilistic factor graphs, solving for maximum a posteriori (MAP) state trajectories across sliding optimization windows.
- **Dempster-Shafer Theory and Evidential Reasoning:** Mathematical frameworks for combining disparate degrees of belief and handling epistemic uncertainty when sensor outputs provide conflicting classifications or missing data.

A.4.1B Sensor Measurement Model

In multi-sensor edge deployments, observation pathways from physical instrumentation are mathematically formalized through a standard measurement model:

$$z_i = h_i(x) + v_i$$

where:

- Z_i represents the discrete measurement vector obtained from sensor i.
- X represents the underlying true physical state vector of the environment or system.

- $h_i(\cdot)$ represents the non-linear or linear observation function mapping the state space to the measurement domain of sensor i.
- V_i represents stochastic measurement noise, typically characterized as a zero-mean Gaussian process $(\mathcal{N}(0, R_i))$.

Because heterogeneous sensors capture disparate modalities of the physical state across asynchronous sampling windows and spatial frames, raw observations require rigorous physical calibration, coordinate frame transformations, temporal alignment, and uncertainty quantification prior to multi-sensor data fusion and inference.

A.4.1C Practical Design Considerations and Trade-offs

Deploying rigorous mathematical sensor fusion across resource-constrained edge hardware introduces significant engineering challenges that contrast idealized models with physical deployment realities:

- **Asynchronous Temporal Skew:** Sensors operate at disparate sampling frequencies (e.g., IMUs at 1000 Hz, cameras at 30 Hz, LiDAR at 10 Hz). Fusion algorithms must incorporate precise hardware timestamping (via PTP/IEEE 1588) and state propagation models to temporally align asynchronous observations.
- **Spatial Extrinsic Misalignment:** Physical mounting tolerances and thermal expansion introduce spatial calibration errors between sensor coordinate frames. Dynamic online self-calibration is required to correct extrinsic parameter drift over operational lifecycles.
- **Modality Failure and Occlusion:** Individual sensors fail under specific physical conditions (e.g., optical cameras blinded by direct solar glare or heavy fog, radar susceptible to multipath reflections). Fusion architectures must dynamically reweight sensor covariance matrices based on real-time confidence metrics and signal-to-noise ratios.
- **Computational Tractability at the Edge:** High-dimensional data streams (such as dense point clouds or high-resolution video) demand substantial matrix inversion and optimization compute cycles. Edge implementations must balance numerical precision against processor thermal and latency budgets through algorithmic approximations and hardware acceleration.

A.4.2 Bayesian Sensor Fusion

Bayesian inference provides a rigorous mathematical framework for combining uncertain sensory observations with prior system knowledge to estimate true environmental states.

The posterior probability distribution is formulated via Bayes' theorem:

$$P(x \mid z) = \frac{P(z \mid x)P(x)}{P(z)}$$

where:

- P(x) represents the prior probability distribution of the physical state xxx.
- P(z | x) represents the likelihood of the observation given state xxx.
- P(x | z) represents the posterior probability distribution after incorporating the observation zzz.
- P(z) represents the normalizing evidence term (marginal likelihood).

Assuming conditional independence among sensor modalities, the combined joint likelihood across n independent measurements is expressed as:

$$P(z \mid x) = \prod_{i=1}^{n} P(z_i \mid x)$$

Design Consideration: The assumption of conditional independence must be evaluated rigorously. Correlated sensor errors, unmodeled cross-talk, or shared environmental disturbances (such as thermal drift or mechanical vibration) violate this assumption, rendering simple product factorizations inaccurate and necessitating joint covariance modeling.

A.4.3 Kalman Filtering

For linear or approximately linear dynamic systems subject to additive Gaussian noise, the

standard Kalman filter provides an optimal recursive state-estimation framework. The estimation cycle operates in two sequential phases: prediction and measurement update.

1. Prediction Stage (Time Update)

Projecting the state estimate and error covariance forward from time step k - 1 to k:

$$\hat{x}_{k|k-1} = F\hat{x}_{k-1|k-1} + Bu_k$$

$$P_{k|k-1} = FP_{k-1|k-1}F^T + Q$$

2. Measurement Stage (Correction Update)

Incorporating new sensor measurements z_k to refine the predicted state:

$$K_k = P_{k|k-1}H^T(HP_{k|k-1}H^T + R)^{-1}$$

$$\hat{x}_{k|k} = \hat{x}_{k|k-1} + K_k(z_k - H\hat{x}_{k|k-1})$$

$$P_{k|k} = (I - K_kH)P_{k|k-1}$$

where:

- $\hat{x}$ represents the estimated state vector.
- F represents the state-transition model matrix.
- B represents the control-input model matrix.
- u_k represents the control input vector.
- P represents the state-estimation error covariance matrix.
- Q represents the process-noise covariance matrix.
- H represents the measurement model matrix.
- R represents the measurement-noise covariance matrix.
- K_k represents the optimal Kalman gain.

For highly non-linear system dynamics or observation models, Extended Kalman Filters (EKF) utilizing Jacobian linearizations or Unscented Kalman Filters (UKF) employing deterministic sigma points are required. Furthermore, when underlying probability distributions are substantially non-Gaussian, non-parametric estimation techniques such as particle filters are deployed.

A.4.4 Sensor Confidence and Uncertainty

Robust sensor fusion frameworks account for dynamic measurement reliability rather than treating all incoming observations as equally trustworthy.

A weighted multi-sensor state estimate is formulated as:

$$\hat{x} = \frac{\sum_{i=1}^{n} w_i x_i}{\sum_{i=1}^{n} w_i}$$

where:

- X_i represents the state estimate contributed by sensor i.
- W_i represents the assigned dynamic weighting factor corresponding to sensor i.

Weighting coefficients reflect quantified measurement uncertainty, calibration drift, signal-to-noise ratios, or operational environmental context. Low-confidence or degraded observations are not automatically discarded; their relative contribution is evaluated based on task criticality, active multi-sensor redundancy, and the potential impact of information loss during edge execution.

A.4.5 Fusion Architecture

Fusion Method	Processing Stage	Main Characteristic
Early fusion	Input or feature preparation	Combines raw measurements or low-level features.
Intermediate fusion	Feature representation	Combines learned representations from multiple modalities.
Late fusion	Decision stage	Combines outputs from independent models or classifiers.
Temporal fusion	Across successive observations	Incorporates historical information and temporal continuity.
Hierarchical fusion	Across device, edge, and cloud layers	Combines local and distributed observations at multiple architectural levels.

The choice of fusion architecture depends on sensor characteristics, computational resources, latency requirements, and the need to retain or transmit raw data.

A.5 Event Detection, Adaptive Sampling, and Anomaly Recognition

Distributed sensing networks deployed across edge-cloud environments must efficiently manage finite computational, power, and bandwidth resources. Rather than streaming continuous raw telemetry to regional or cloud infrastructures, intelligent edge systems

dynamically determine what information to capture, when to increase sampling fidelity, and when localized observations indicate actionable anomalies. Event detection, adaptive sampling, and anomaly recognition provide complementary capabilities for intelligent resource stewardship.

A.5.1 Event Detection

Event detection mechanisms enable distributed nodes to identify discrete occurrences, state transitions, or physical triggers within their local sensor field that merit computational attention, logging, or transmission.

Representative Operational Examples

- **Physical Security Breaches:** An edge smart-camera detecting a person crossing a defined virtual perimeter into a restricted industrial zone.
- **Mechanical Vibrational Shifts:** Accelerometer-equipped edge sensors identifying a sudden step-change in harmonic frequency or amplitude on rotating machinery.
- **Transient Acoustic Impacts:** Microphones capturing sharp acoustic signatures indicating structural stress, fluid leaks, or external impacts.
- **Vehicular Proximity Triggers:** Cooperative perception sensors detecting a vehicle approaching a blind intersection or pedestrian crosswalk.
- **Environmental Threshold Crossings:** Gas, temperature, or pressure sensors recording measurements that breach static threshold bands.

Architectural Distinction: An event is not inherently abnormal. For example, a scheduled machine startup or shift-change operational transition generates a distinct physical event, but it represents entirely normal, expected system behavior. Event detection acts as the primary gatekeeper for downstream processing pipelines.

A.5.2 Adaptive Sampling

Adaptive sampling dynamically adjusts sensor acquisition frequency and resolution based on operating conditions, event significance, system uncertainty, and available power or bandwidth resources.

A formal adaptive sampling policy is expressed as:

$$f_s(t) = \pi(c_t, e_t, u_t)$$

where:

- $f_s(t)$ represents the active sampling frequency at time t.
- π represents the adaptive sampling control policy function.
- c_t represents the environmental or system operating context.
- e_t represents detected event information, gradients, or anomaly indicators.
- u_t represents quantified uncertainty or confidence metrics.

A robust adaptive sampling architecture typically transitions across discrete operational states:

- **Low-Power Monitoring:** Minimal sampling rate optimized for energy conservation during steady-state background conditions.
- **Event-Detection Mode:** Intermediate sampling frequency triggered by initial threshold violations or localized edge alerts.
- **High-Resolution Observation:** Maximum sampling frequency engaged during active tracking, localization, or high-dynamic event windows.
- **Event Reporting and Coordination:** Dedicated bandwidth and sampling prioritization for transmitting critical telemetry to local edge gateways or cloud nodes.
- **Recovery and Return to Normal Monitoring:** Controlled relaxation of sampling frequency following event clearance and system stabilization.

Design Constraint: In safety-critical deployments, adaptive policies must enforce strict lower bounds on sampling frequency to satisfy Nyquist criteria, control-loop stability margins, and regulatory monitoring mandates, ensuring that energy optimization never compromises system safety.

A.5.3 Anomaly Detection

An anomaly represents an observation, telemetry stream, or system behavior that significantly deviates from established nominal baselines or learned operational expectations.

Common algorithmic approaches deployed at the edge include:

- Statistical threshold and Z-score detection.
- One-class classification (such as One-Class SVMs).
- Deep autoencoders and neural compression models.

- Non-parametric density estimation.
- Clustering-based distance anomaly detection.
- Sequence-based anomaly recognition (such as LSTM or Transformer-based temporal models).
- Predictive residual analysis against expected physical dynamics.

For deep autoencoder architectures, a standard squared reconstruction-error metric is formulated as:

$$E(x) = \|x - \hat{x}\|^2$$

where:

- x represents the original input vector.
- $\hat{x}$ represents the reconstructed output vector generated by the decoder.
- E(x) represents the scalar reconstruction error.

An operational anomaly is flagged when the condition exceeds a predefined boundary:

$$E(x) > \tau$$

τ represents a calibrated decision threshold.

Design Trade-off: The detection threshold τ must be established through rigorous validation data and operational risk analysis. An excessively low threshold triggers frequent false alarms and operator fatigue, whereas an excessively high threshold permits critical system anomalies or latent failures to go undetected.

A.5.4 Distinguishing Events and Anomalies

Characteristic	Event Detection	Anomaly Detection
Primary question	Has something noteworthy occurred?	Does the observation deviate from expected behavior?
Reference	Event rules, patterns, or learned event models	Normal operating behavior or statistical expectations

Normality	Events may be normal or abnormal	Focuses on deviations from expected conditions
Typical response	Trigger observation, recording, or coordination	Initiate investigation, alerting, or response
Example	Machine startup	Unusual vibration during normal operation

The two mechanisms may operate together. Event detection can trigger higher-resolution observation, while anomaly detection evaluates whether the resulting measurements indicate an abnormal condition.

A.6 Federated Learning and Distributed Model Optimization

Federated learning enables decentralized collections of edge devices, industrial controllers, or organizational silos to collaboratively train high-performance machine learning models without centrally aggregating raw training data. By distributing the training workload directly to the data source, federated architectures preserve strict data privacy, comply with regulatory frameworks, and minimize wide-area network bandwidth consumption.

A.6.1 Federated Learning Workflow

The standard federated learning lifecycle operates through an iterative, multi-phase synchronization cycle that coordinates model distribution, local computation, and secure

aggregation across distributed edge nodes:

1. **Global Model Distribution:** The central orchestrator or regional gateway transmits the current baseline global model architecture and parameter weights to participating edge nodes.
2. **Local Training Execution:** Each participating device executes stochastic gradient descent (SGD) or specialized optimization algorithms locally using its private, on-device training dataset.
3. **Model Update Generation:** Edge nodes compute local parameter deltas or gradient tensors by subtracting the initial global weights from the newly optimized local model weights.
4. **Encrypted Parameter Transmission:** Nodes securely transmit their localized model updates back to the aggregation server over authenticated, encrypted channels (such as mTLS and secure aggregation protocols).

5. **Eligible Contribution Aggregation:** The orchestrator applies weighted averaging algorithms (such as Federated Averaging) to synthesize valid parameter updates into a new global model iteration.
6. **Global Model Validation:** The newly aggregated model undergoes automated validation testing against held-out validation datasets or safety-invariant check suites to verify convergence and accuracy.
7. **Approved Model Redistribution:** The validated global model weights are redistributed across the distributed fleet for the subsequent training or inference cycle.

A.6.2 Local Model Update

In federated edge learning architectures, participating edge nodes execute local training iterations initialized from the current global model parameters. Let the global model parameters at communication round t be denoted as:

$$\mathbf{w}_t$$

Following local optimization across private edge datasets, edge device k produces updated local parameters:

$$w_{t+1}^{(k)}$$

The net local parameter update vector (or model delta) contributed by device k is formulated as:

$$\Delta w_k = w_{t+1}^{(k)} - w_t$$

where:

- wt represents the global parameter tensor broadcast at communication round t.
- $w_{t+1}^{(k)}$ represents the locally trained parameter tensor produced by edge device k.
- Δw_k represents the parameter delta generated by edge device k.

By transmitting parameter updates or gradients rather than raw training data, distributed edge nodes preserve localized data privacy and significantly reduce uplink communication bandwidth requirements across constrained wireless networks.

A.6.3 Federated Averaging

A foundational aggregation strategy in federated learning is Federated Averaging (FedAvg), which weights local model updates proportionally to the local dataset size of each participating edge node:

$$w_{t+1} = \sum_{k=1}^{K} \frac{n_k}{\sum_{j=1}^{K} n_j} w_{t+1}^{(k)}$$

where:

- K represents the total number of participating edge devices.
- n_k represents the number of local training samples available on device k.
- $w_{t+1}^{(k)}$ represents the locally updated parameter tensor produced by device k.
- W_{t+1} represents the aggregated global model parameters for communication round t + 1.

While this formulation assumes that participant contributions can be combined effectively via data-proportional weighting, real-world distributed edge deployments frequently exhibit non-I.I.D. (independent and identically distributed) data heterogeneity, device dropouts, communication bottlenecks, and asynchronous execution conditions. Consequently, practical implementations often require robust aggregation alternatives, such as FedProx, momentum-based federated optimizers, or robust median/trimmed-mean estimators to ensure convergence.

A.6.4 Non-IID Data and System Heterogeneity

Distributed edge nodes and IoT devices operate across physically distinct environments, resulting in training data that violates the independent and identically distributed (IID) assumptions foundational to centralized machine learning.

Operational Manifestations of Non-IID Data

- **Industrial Monitoring Divergence:** Factory sensors installed on specialized rotating machinery observe unique mechanical wear signatures, operating speeds, and load profiles that vary drastically across production lines.

- **Vehicular Environmental Variance:** Edge perception sensors on autonomous vehicles encounter vastly different road surfaces, illumination levels, and meteorological conditions (such as dense snow, heavy rain, or glare) across geographic regions.
- **Agricultural Seasonal Shifts:** IoT sensors deployed in precision agriculture capture highly localized, seasonal micro-climate variations, soil compositions, and crop growth stages.
- **Smart Building Occupancy Dynamics:** Commercial and residential facility sensors record disparate human behavioral patterns, thermal loads, and usage frequencies.

Architectural Mitigation Strategies

- **Personalized Federated Learning:** Hybrid optimization frameworks that decouple global feature extraction layers from client-specific personalized adaptation layers, tailoring model weights to local operational environments.
- **Clustered Aggregation:** Partitioning participating edge nodes into distinct collaborative cohorts based on data distribution similarity, hardware capacity, or geographical clustering prior to server-side aggregation.
- **Hierarchical Aggregation:** Staged model averaging where edge gateways first aggregate updates across local device clusters before passing compressed parameter deltas to regional or cloud orchestrators.
- **Adaptive Local Training:** Dynamically tuning local hyperparameters, epoch counts, and regularization penalties on individual nodes to compensate for skewed local class distributions and data scarcity.
- **Unsupervised Domain Adaptation:** Embedding invariant feature representation techniques within edge model architectures to bridge domain gaps between heterogeneous operating environments.
- **Intelligent Participant Selection:** Algorithmic curation of active training nodes during each round to ensure representative global gradient updates and prevent model drift caused by heavily skewed client subsets.
- **Robust Global Aggregation:** Implementing fault-tolerant statistical weighting functions (such as trimmed mean or median-based aggregation) to neutralize anomalous or poisoned local updates originating from corrupted nodes.

A.6.5 Privacy and Integrity Considerations

While federated learning inherently enhances data privacy by eliminating the need to transmit raw local telemetry to centralized servers, intermediate model updates (gradient tensors and parameter deltas) remain vulnerable to advanced inversion attacks, membership inference, and model poisoning.

Core Privacy and Security Safeguards

- **Secure Aggregation:** Cryptographic multi-party computation protocols (such as Shamir secret sharing) ensuring that central coordinators can compute the global model average without ever inspecting individual client updates.
- **Differential Privacy:** Injecting calibrated statistical noise (e.g., Gaussian or Laplacian noise mechanisms) into local model updates or global aggregation steps to provide mathematically bounded privacy guarantees against data reconstruction attacks.
- **End-to-End Encryption in Transit:** Enforcing strict Transport Layer Security (TLS/DTLS) and authenticated encryption channels for all bidirectional parameter transmissions between edge nodes and orchestrators.
- **Strict Participant Authentication:** Cryptographic device identity verification via Public Key Infrastructure (PKI) and hardware security modules (HSMs) to prevent unauthorized rogue nodes from injecting malicious updates.
- **Update Validation and Sanity Checking:** Automated anomaly detection on incoming parameter updates to identify mathematical divergence, outlier gradient norms, or suspected data poisoning attempts prior to aggregation.
- **Robust Aggregation Algorithms:** Statistical resilience mechanisms that limit the influence of compromised or Byzantine nodes on the global model convergence trajectory.
- **Model Provenance and Version Control:** Cryptographically signed execution manifests and immutable version registries tracking the complete lifecycle of federated model iterations.

System Design Caveat: These privacy and integrity mechanisms mitigate specific threat vectors; however, none constitutes an unconditional guarantee against sophisticated side-channel privacy leakage, targeted model inversion, or coordinated Byzantine poisoning attacks. Effective security relies on defense-in-depth across the entire collaborative training lifecycle.

A.7 Edge–Cloud Workload Partitioning and Computational Placement

The edge–cloud continuum presents a multi-tiered execution environment spanning resource-constrained embedded sensors, local edge gateways, regional aggregation servers, and centralized cloud datacenters. The primary architectural challenge lies in determining optimal workload partitioning—deciding whether inference, feature extraction, data aggregation, or heavy model retraining executes locally at the physical endpoint or offloads to higher-tier infrastructure.

A.7.1 Workload Placement Dimensions

Effective workload placement across the edge–cloud continuum requires evaluating competing physical, operational, and computational constraints. Key decision dimensions include:

- **Computational Complexity:** Matching algorithm floating-point operations (FLOPs) and neural network layer requirements against local hardware accelerator capabilities (such as NPUs, DSPs, or microcontrollers) versus high-performance cloud server GPUs.
- **Memory Footprint and Storage Capacity:** Evaluating static RAM (SRAM), dynamic RAM (DRAM), and non-volatile flash constraints on edge devices against large-scale model weight storage requirements.
- **End-to-End Latency Budgets:** Enforcing strict deterministic time bounds for closed-loop control and safety-critical tasks by eliminating network transport overhead through local execution.
- **Network Bandwidth Availability:** Factoring in wireless spectrum limitations, cellular data costs, and uplink congestion when determining whether raw sensor streams or compressed feature vectors are transmitted.
- **Communication Reliability:** Accounting for intermittent network connectivity, packet loss rates, and link volatility when deciding whether autonomous operation requires local state retention and store-and-forward buffering.
- **Energy Consumption Constraints:** Balancing processor power draw, thermal dissipation limits, and battery or energy-harvesting envelopes against the energy cost of wireless radio transmission.
- **Data Privacy and Regulatory Sensitivity:** Ensuring Personally Identifiable Information (PII), proprietary industrial telemetry, or classified operational data remains within local physical security boundaries or compliant jurisdictional zones.

- **Operational Criticality and Safety:** Prioritizing local execution for safety-instrumented systems and real-time control loops where remote communication failure introduces unacceptable physical risk.
- **Model Size and Parameter Scale:** Managing multi-gigabyte deep learning models or large parameter sets that exceed local edge memory boundaries and require cloud or regional server partitioning.
- **Local Resource Availability and Utilization:** Dynamically assessing real-time CPU, GPU, memory, and thermal headroom across available edge nodes to optimize load balancing and dynamic task migration.

A.7.2 Simplified Placement Objective

In hybrid edge-cloud architectures, determining the optimal execution locus for distributed computational workloads requires balancing competing performance, efficiency, and operational criteria.

A conceptual multi-objective workload-placement optimization is formulated as:

$$\min_{\mathbf{x}} \left(\lambda_1 T + \lambda_2 E + \lambda_3 C + \lambda_4 R \right)$$

where:

- **x** represents the binary or continuous workload-placement decision vector mapping tasks across edge nodes, local gateways, and cloud datacenters.
- **T** represents total end-to-end execution and communication latency.
- **E** represents total energy consumption across edge accelerators and network interfaces.
- **C** represents monetary and resource infrastructure costs (such as cloud API usage and network bandwidth fees).
- **R** represents quantified operational risk, security vulnerability exposure, or data privacy violation probability.
- $\boldsymbol{\lambda_i}$ represents the weighting hyperparameters governing the relative priority assigned to each optimization objective.

This optimization problem is subject to rigorous physical, computational, and regulatory constraints, including localized processor compute capacity, available memory footprints,

network bandwidth limits, hard real-time execution deadlines, data-governance residency mandates, and safety-critical isolation restrictions.

A.7.3 Functional Placement Across the Continuum

Computing Layer	Typical Responsibilities	Main Architectural Advantage
Embedded device	Signal processing, lightweight inference, immediate local response	Direct access to sensor and actuator resources
Intelligent sensor node	Feature extraction, event detection, local anomaly recognition	Reduced data movement and localized perception
Edge gateway	Data aggregation, protocol translation, local inference, coordination	Proximity to operational devices and local networks
Industrial edge server	Complex inference, multi-device analytics, local model management	Greater processing capacity with relatively local access
Regional infrastructure	Cross-site analytics, model distribution, regional coordination	Coordination across multiple facilities or geographic areas
Cloud platform	Large-scale training, historical analytics, centralized management	Elastic compute, storage, and enterprise-wide visibility

This placement model is not a rigid hierarchy. Some deployments may omit layers, combine responsibilities, or use multiple cloud and edge providers.

A.7.4 Hierarchical Inference

Hierarchical inference architectures distribute machine learning and analytical workloads across a multi-tier continuum—ranging from resource-constrained embedded sensors and edge gateways to regional servers and cloud datacenters. By dynamically escalating computational complexity only when local confidence thresholds are exceeded or ambiguous conditions arise, hierarchical pipelines optimize energy consumption, bandwidth utilization, and end-to-end latency.

Tier-Based Escalation Pipeline

1. **Embedded Endpoint Perception:** The resource-constrained sensor node executes lightweight, ultra-low-latency anomaly detection or binary classification to continuously screen raw physical telemetry.

2. **Gateway-Level Detailed Classification:** When the endpoint detects a potential anomaly or indeterminate state, intermediate telemetry is offloaded to a local edge gateway running higher-capacity neural network models for refined feature analysis.
3. **Regional Multi-Device Correlation:** An industrial edge server aggregates and correlates observations across multiple adjacent gateways and sensor streams to evaluate broader spatial-temporal context and complex event patterns.
4. **Cloud-Scale Global Analysis:** The centralized cloud platform processes accumulated historical telemetry, executes deep macro-level analytics, and performs global model retraining and weight distribution.

Architectural Principle: Time-critical local control loops, immediate safety interlocks, and rapid actuation functions must execute entirely within the local embedded tier. Remote processing dependencies are strictly forbidden for safety-critical operations where network latency spikes, jitter, or wide-area connectivity loss would render system response unreliable.

A.8 Communication, Networking, and Distributed Data Management

Distributed edge AI depends on communication infrastructure that connects heterogeneous devices, computing nodes, and management platforms. The network is not merely a transport mechanism; it directly dictates system responsiveness, availability, scalability, data consistency, and the architectural feasibility of distributed intelligence across edge-cloud topologies.

A.8.1 Communication Requirements

Designing robust communication architectures for distributed edge AI requires balancing competing physical network constraints against real-time operational demands. Key network parameters and system requirements include:

- **Bandwidth and Throughput:** Tailoring network capacity to sustain simultaneous raw sensor feeds, model weight exchanges, and telemetry pipelines without inducing link saturation.
- **Latency and Jitter:** Minimizing end-to-end transport delays and bounding arrival time variance (jitter) to satisfy strict real-time feedback loops and deterministic actuation deadlines.
- **Packet Loss and Corruption:** Mitigation of data frame loss, corruption, and packet drops caused by physical interference, fading, or buffer overruns in wireless environments.

- **Network Availability and Resilience:** Ensuring continuous connection reliability, link failover capability, and robust fault-tolerance under changing topology and hardware disruptions.
- **Device Mobility:** Supporting continuous network handoffs, variable link quality, and dynamic routing topologies as edge nodes move across physical environments.
- **Temporal Synchronization:** Maintaining microsecond-level clock alignment across distributed nodes (e.g., via PTP/IEEE 1588 or NTP) to guarantee accurate multi-sensor correlation and event sequencing.
- **End-to-End Security:** Enforcing cryptographic confidentiality, message authentication, payload integrity, and replay-attack protection across all operational network segments.
- **Energy Consumption:** Optimizing transceiver power cycles, sleep states, and protocol overhead to maximize operating life on energy-constrained or battery-powered endpoints.
- **Quality of Service (QoS):** Implementing deterministic traffic classification, priority queuing, and bandwidth allocation to guarantee that safety-critical control signals preempt routine bulk telemetry.

A.8.2 Communication Cost

In distributed edge-cloud intelligence architectures, wide-area network (WAN) and wireless communication overhead significantly impacts overall system scalability, operational expenditure, and node-level energy budgets. A simplified communication-cost model is formulated as:

$$C_{\text{comm}} = \alpha V + \beta N + \gamma L$$

where:

- V represents the volume of transferred data (payload size in bytes or megabits).
- N represents the total number of communication transactions or packet handshakes.
- L represents latency or temporal delay-related cost penalties.
- α, β, γ represent application-specific weighting factors governing bandwidth consumption, transaction frequency, and real-time responsiveness constraints.

This expression serves as a conceptual cost model rather than a universal networking protocol formula. To mitigate high communication overhead and bandwidth saturation, distributed systems incorporate local data preprocessing, event-driven reporting triggers, intermediate feature transmission (rather than raw high-bandwidth sensor streams), and hierarchical multi-tier aggregation strategies.

A.8.3 Distributed Data Management

Distributed edge-cloud intelligence architectures operate across heterogeneous environments characterized by disparate sensor sampling rates, intermittent network connectivity, and constrained local storage. Rigorous data management is required to ensure telemetry and model updates remain traceable, temporally aligned, and synchronized across distributed nodes.

Core Data Management Considerations

- **Data Provenance:** Cryptographically tracking and recording the lineage of every data artifact—including originating device identity, physical sensor calibration parameters, exact spatial coordinates, and the complete chain of applied preprocessing transformations.
- **Timestamp Integrity:** Maintaining synchronized temporal baselines across distributed nodes using precision time protocols (such as PTP/IEEE 1588 or NTP) to ensure accurate correlation of sensor measurements and event sequences.
- **Data Synchronization:** Executing robust reconciliation algorithms and conflict-resolution strategies when merging asynchronous local records, state vectors, and model parameters back to regional gateways or central datacenters.
- **Persistent Local Buffering:** Employing non-volatile ring buffers and store-and-forward mechanisms to temporarily retain high-priority telemetry during extended network partitions without risking buffer overflow or data loss.
- **Lifecycle Data Retention:** Enforcing dynamic retention policies based on data criticality, storage capacity thresholds, and regulatory mandates, purging or downsampling routine telemetry while preserving critical anomaly logs.
- **Data Prioritization and Quality of Service (QoS):** Implementing strict message prioritization pipelines that grant safety-critical control signals, alarms, and high-priority inference telemetry precedence over routine, low-priority status heartbeats.

- **Consistency Models:** Explicitly defining whether an application architecture requires strict immediate consistency across all distributed nodes or can tolerate eventual consistency with bounded synchronization delays.

A.8.4 Communication During Network Disruption

Edge and distributed systems frequently operate in environments subject to transient or extended wide-area network (WAN) outages. A resilient architecture must maintain robust local autonomy and fault tolerance when communication links degrade or fail entirely.

Resilience Strategies During Disruption

- **Continued Local Inference:** Sustaining real-time perception, local control loops, and mission-critical inference execution independently on edge nodes without depending on upstream cloud or gateway connectivity.
- **Selective Local Buffering:** Retaining critical operational telemetry, event logs, and high-value sensor observations in local non-volatile storage until network connectivity is re-established.
- **Safety-First Message Prioritization:** Restricting active network bandwidth during degraded connectivity to high-priority safety interlocks, immediate threat alerts, and urgent control commands.
- **Nonessential Synchronization Suspension:** Dynamically shedding non-critical workloads, bulk data uploads, and exploratory model updates to conserve local power and available bandwidth.
- **Controlled Recovery Procedures:** Executing staged, authenticated re-connection protocols that re-establish secure TLS/DTLS tunnels, verify time synchronization, and perform handshake validations upon network restoration.
- **Pre-Reconciliation Data Validation:** Inspecting and filtering buffered telemetry and local updates for corruption, out-of-bounds anomalies, or stale timestamps prior to reconciling state with higher-level infrastructure.

Architectural Principle: The primary objective during network disruption is to preserve uncompromised local safety, real-time control, and operational continuity while maintaining a deterministic capability to securely synchronize and reconcile state with central infrastructure once connectivity returns.

A.9 Security, Identity, and Trust Management

Distributed edge AI fundamentally dissolves traditional enterprise network perimeters by deploying computation, inference models, and sensitive operational telemetry into physically accessible, untrusted, or hostile environments. Every embedded sensor node, wireless communication channel, neural network binary, runtime dependency, and remote management interface represents a distinct attack surface that must be systematically defended under a Zero Trust architectural model.

A.9.1 Device Identity and Authentication

Cryptographic device identity establishes verifiable provenance for every hardware endpoint, gateway, and service requesting access to distributed system resources or telemetry pipelines.

Core Identity and Authentication Mechanisms

- **Public Key Infrastructure (PKI):** Hierarchical issuance, distribution, and revocation of cryptographic identities across massive, geographically dispersed device fleets.
- **X.509 Digital Certificates:** Cryptographically signed credentials binding device identities to asymmetric public keys with strict validity periods.
- **Hardware Security Modules (HSMs):** Dedicated, tamper-resistant cryptographic processors safeguarding root keys and high-throughput signing operations at gateway and cloud tiers.
- **Trusted Platform Modules (TPMs):** Standardized hardware chips providing secure key storage, cryptographic random number generation, and platform integrity measurement.
- **Secure Elements (SEs):** Tamper-resistant, ultra-low-power microcontrollers isolated from the main application processor to protect private keys against physical side-channel and probing attacks.
- **Mutual Authentication (mTLS):** Bidirectional cryptographic verification ensuring both the edge node and the upstream orchestrator validate each other's identity prior to establishing a session.

System Design Caveat: Cryptographic authentication verifies initial credential possession at session establishment; it does not independently prove that a device's runtime software or physical state remains uncompromised post-authentication. Continuous security requires pairing authentication with hardware-backed remote attestation.

A.9.2 Secure Communication

Protecting telemetry, control commands, and federated model updates in transit across heterogeneous wireless and wide-area networks requires end-to-end cryptographic safeguards tailored to hardware resource constraints.

Core Communication Protection Mechanisms

- **Transport Layer Security (TLS):** Stream-oriented cryptographic protocol ensuring confidentiality and integrity over reliable TCP connections between edge gateways and cloud platforms.
- **Datagram Transport Layer Security (DTLS):** Low-overhead cryptographic protection adapted for unreliable, packet-based UDP protocols common in constrained IoT networks.
- **Internet Protocol Security (IPsec):** Network-layer authentication and encryption securing virtual private network (VPN) tunnels across untrusted industrial or public transit infrastructure.
- **Authenticated Encryption with Associated Data (AEAD):** Lightweight cryptographic ciphers (such as AES-GCM or ChaCha20-Poly1305) providing simultaneous confidentiality and integrity verification with minimal compute overhead.
- **Message Integrity Verification:** Cryptographic Message Authentication Codes (HMAC) ensuring telemetry payloads and actuation commands are not altered in transit.
- **Replay Protection:** Monotonic sequence numbers, cryptographic nonces, and strict timestamp windows preventing adversaries from capturing and retransmitting valid control packets.
- **Automated Key Management:** Secure provisioning, periodic key rotation, and rapid certificate revocation protocols limiting the blast radius of compromised node credentials.

Design Consideration: Protocol selection must balance cryptographic strength against embedded hardware constraints—including processor clock cycles, memory footprint, battery energy budgets, and real-time latency deadlines—across diverse operational environments.

A.9.3 Behavioral Trust Assessment

Continuous behavioral monitoring leverages machine learning and statistical baselining to detect subtle runtime anomalies indicative of zero-day exploits, insider threats, or compromised

edge nodes operating with valid credentials.

Key Behavioral Anomaly Indicators

- **Unusual Communication Frequency:** Sudden spikes or drops in polling intervals, heartbeat rates, or connection attempts signaling command-and-control beaconing or denial-of-service conditions.
- **Unexpected Data-Transfer Volume:** Anomalous uplink payload surges indicating unauthorized data exfiltration, or abrupt telemetry drops suggesting sensor spoofing.
- **Irregular Access Patterns:** Attempts by edge nodes to query unauthorized API endpoints, lateral movement across local subnets, or off-schedule administrative logins.
- **Abnormal Device Interactions:** Uncharacteristic peer-to-peer communication topologies or unauthorized actuation requests directed toward adjacent physical controllers.
- **Unexpected Model-Update Behavior:** Statistically divergent gradient norms, poisoned parameter distributions, or unscheduled weight modifications during federated learning rounds.

Architectural Principle: Behavioral trust assessment provides dynamic, probabilistic telemetry for continuous risk scoring and automated quarantine triggers; however, it serves as a defense-in-depth layer and never replaces deterministic cryptographic authentication or strict role-based access control (RBAC).

A.9.4 Model and Firmware Integrity

Securing the software and machine learning lifecycle protects edge nodes against unauthorized firmware modification, backdoored neural network weights, and adversarial model substitution from factory provisioning through decommissioning.

Lifecycle Integrity Controls

1. **Authenticated Software and Model Packages:** Cryptographic bundling of firmware binaries, runtime containers, and quantized neural network weights with verifiable metadata manifests.
2. **Digital Signatures:** Asymmetric cryptographic signing of all executable artifacts and model parameters prior to deployment, verified locally before execution.
3. **Hardware-Rooted Secure Boot:** Cryptographic chain-of-trust verification starting from immutable boot ROM through the bootloader, RTOS/kernel, and inference runtime.

4. **Immutable Version Tracking:** Cryptographically auditable version registries preventing downgrade attacks to older, vulnerable firmware or model releases.
5. **Controlled Staged Deployment:** Canary rollouts and phased over-the-air (OTA) provisioning pipelines limiting fleet-wide exposure to faulty or compromised updates.
6. **Pre-Activation Validation:** Automated sandbox verification, checksum validation, and inference sanity checks executed prior to committing updated models to active control loops.
7. **Atomic Rollback Procedures:** Dual-bank flash partitioning and fail-safe recovery mechanisms allowing immediate reversion to a known-good baseline state upon boot or runtime failure.
8. **Tamper-Evident Audit Logging:** Append-only, cryptographically signed security event logs preserved in non-volatile storage for forensic accountability and compliance verification.

A.9.5 Security Governance

Security governance establishes a unified, cross-cutting policy and enforcement framework that coordinates device identity, network segmentation, cryptographic key lifecycles, model integrity, data privacy, and regulatory compliance across the entire distributed edge-cloud continuum. By harmonizing security policies across heterogeneous compute tiers—from resource-constrained microcontrollers to centralized cloud platforms—governance eliminates security posture fragmentation and ensures continuous accountability throughout the operational lifecycle.

Core Governance Pillars

- **Hardware-Rooted Identity and Attestation:** Enforcing immutable device identity via Trusted Platform Modules (TPMs), Hardware Security Modules (HSMs), and Physically Unclonable Functions (PUFs) to verify boot integrity and firmware authenticity prior to network admission.
- **Cryptographic Key Lifecycle Management:** Automating the secure generation, distribution, rotation, and rapid revocation of cryptographic credentials across large, geographically dispersed fleets without requiring physical intervention.
- **Zero Trust Network Micro-Segmentation:** Enforcing fine-grained, identity-centric access policies that isolate operational domains, restrict lateral movement across edge gateways, and validate every cross-layer interaction.

- **Model and Data Supply-Chain Integrity:** Applying cryptographic signing, provenance tracking, and tamper-evident validation to neural network weights, training datasets, and over-the-air (OTA) software updates to defend against model poisoning and unauthorized modification.
- **Privacy and Regulatory Compliance Enforcement:** Implementing automated data minimization, local differential privacy, and jurisdictional data residency controls to ensure continuous adherence to enterprise mandates and statutory frameworks.
- **Continuous Auditing and Telemetry Provenance:** Maintaining immutable, cryptographically verifiable audit logs of security events, policy modifications, and model execution histories to support forensic investigation and compliance verification.

Foundational Architectural Principle

Deterministic Control Over Probabilistic Analytics: While AI-driven analytics can significantly accelerate threat detection, behavioral anomaly triage, and dynamic risk scoring, mandatory security controls—including cryptographic access enforcement, network micro-segmentation, firewall rules, and safety-critical privilege boundaries—must remain deterministic, formally auditable, and strictly enforceable independently of probabilistic AI-generated recommendations.

Decoupling deterministic security enforcement from probabilistic inference prevents adversarial manipulation of AI security models from compromising baseline containment boundaries, ensuring that zero-trust invariants hold even under active cyberattack or degraded operating conditions.

A.10 Reliability, Resilience, and Safety-Constrained Operation

In distributed edge-cloud intelligence architectures, optimizing offline machine learning model accuracy is insufficient to guarantee operational dependability. Distributed AI systems operate within stochastic physical environments subject to dynamic networking disruptions, hardware degradation, thermal throttling, power transients, sensor corruption, and inherent probabilistic inference errors.

Achieving mission-critical reliability and resilience requires comprehensive architectural frameworks that systematically address physical faults, algorithmic uncertainty, and systemic vulnerabilities across the entire computing continuum.

A.10.1 Core Engineering Imperatives

- **Mitigating Probabilistic Uncertainty:** Neural network models are inherently susceptible to out-of-distribution (OOD) inputs, covariate shift, adversarial perturbations, and confidence calibration failures. Architectures must incorporate uncertainty estimation and anomaly detection to identify unreliable inferences before physical actuation occurs.
- **Bounding Cascading Failures:** Localized node failures, sensor dropouts, or communication partitioning in edge-gateway topologies must be isolated to prevent catastrophic system-wide collapse.
- **Enforcing Deterministic Guarantees:** Probabilistic AI inferences must be bounded by deterministic, formally verified safety interlocks and hardwired fallback controllers to ensure that physical safety envelopes are never breached.
- **Cross-Layer Dependability:** Integrating hardware watchdogs, heartbeat telemetry, autonomic recovery routines, and hierarchical redundancy across the device, edge, and cloud tiers to maintain continuous functional integrity.

A.10.2 Reliability

Reliability is formally defined as the probability that a system or component performs its required functions without failure under specified environmental and operational conditions for a designated mission time interval.

For systems characterized by a stationary or constant failure rate—typical of the useful life phase in the classical reliability bathtub curve—reliability is modeled exponentially as:

$$R(t) = e^{-\lambda t}$$

where:

- R(t) represents the reliability probability function over operational time t.
- λ represents the assumed constant failure rate (hazard rate).

System Design Caveat: While this exponential failure model provides a tractable mathematical baseline for preliminary dependability analysis, it represents an idealized abstraction. Real-world edge computing architectures and physical deployment environments frequently exhibit non-constant failure rates (such as early infant mortality or terminal wear-out phases), active repair mechanisms, fault-tolerance and redundancy management, and complex cascading dependencies across hardware accelerators, power distribution units, and sensor subsystems.

A.10.3 Availability

Availability measures the operational uptime and accessibility of a system, quantifying the proportion of total mission time that the architecture remains fully functional, responsive, and capable of executing assigned computational and control tasks.

For a repairable edge computing system operating under stationary conditions, steady-state availability is formulated as:

$$A = \frac{\text{MTBF}}{\text{MTBF} + \text{MTTR}}$$

where:

- MTBF represents Mean Time Between Failures, measuring the expected operating duration between successive hardware or software failures.
- MTTR represents Mean Time To Repair (or Mean Time To Recovery), measuring the average duration required to detect, isolate, and restore a failed subsystem to operational status.

System Design Considerations: Achieving high operational availability in distributed edge environments requires balancing component reliability with rapid fault recovery. Architectures attain high availability through hardware redundancy, active-passive or active-active node failover, automated software watchdog timers, container orchestration resilience, and fault-tolerant network protocols, ensuring that localized node failures or transient faults do not cause system-wide interruptions.

A.10.4 Graceful Degradation

Graceful degradation is a foundational dependability property that ensures a distributed edge-cloud architecture maintains critical safety, real-time control, and core operational functions when physical components, communication links, or nonessential software services experience

faults, performance degradation, or network isolation.

Core Principles and Mechanisms

- **Dynamic Load Shedding:** Automated deactivation of non-critical analytics, high-bandwidth telemetry streaming, and heavy exploratory machine learning models to preserve processor cycles, memory bandwidth, and power budgets for essential control loops.

- **Tier-Based Fallback Routing:** Automatic redirection of computational and communication tasks to local edge nodes or regional gateways when primary upstream cloud services become unreachable.
- **Deterministic Fail-Safe State Transition:** Immediate transition into a restricted operating envelope or simplified control law upon detecting sensor degradation, latency spikes, or hardware faults.

Representative Operational Scenarios

- **Autonomous Mobile Robots:** A robotic platform maintaining stable locomotion, basic path planning, and immediate collision avoidance under a restricted kinematic envelope when peripheral or noncritical environmental sensors fail.
- **Edge Gateway Resilience:** An industrial gateway maintaining local closed-loop monitoring, safety interlocking, and persistent non-volatile buffer logging during extended wide-area network (WAN) cloud disconnections.
- **Vehicular Operational Envelope Restriction:** An autonomous vehicle automatically contracting its Operational Design Domain (ODD) and restricting maximum velocity when environmental perception confidence metrics fall below verified safety thresholds.
- **Industrial Process Control:** A distributed manufacturing node switching instantaneously from complex neural-network-based economic optimization algorithms to a hard-coded, formally verified deterministic fallback control policy upon encountering model inference drift or computational anomalies.

A.10.5 Fault Detection and Recovery

Maintaining high availability and operational integrity across distributed edge AI architectures requires automated mechanisms capable of identifying hardware anomalies, software hangs, sensor degradation, or model drift, and executing rapid fault isolation and state restoration.

Core Fault-Management Mechanisms

- **Hardware and Software Watchdogs:** Independent countdown timers that trigger deterministic system resets or fail-safe interrupts if critical real-time control tasks fail to clear the timer within strict execution deadlines.
- **Heartbeat Monitoring:** Periodic low-overhead keep-alive signals exchanged between distributed edge nodes, gateways, and orchestrators to detect node crashes, silent hangs, or network partitions.

- **Active System Health Checks:** Continuous diagnostic polling of processor utilization, memory leaks, thermal envelopes, bus errors, and accelerator inference latencies.
- **Redundant and Cross-Validated Sensing:** Deployment of diverse or multi-modal sensors paired with voting logic and residual checks to detect sensor bias, drift, or physical disconnection.
- **Fault Detection and Isolation (FDI):** Analytical and model-based diagnostics that pinpoint the root cause of subsystem anomalies and decouple compromised components to prevent cascading system failures.
- **Local Non-Volatile Buffering:** Persistent ring buffers and store-and-forward queues that retain critical telemetry and state logs during transient network outages, preventing data loss prior to uplink synchronization.
- **Automated Service Restart:** Container orchestration and supervisor daemons that rapidly terminate and reinitialize unresponsive inference engines or communication microservices without requiring a full system reboot.
- **Model and Configuration Rollback:** Atomic version-control mechanisms that revert deployed neural network weights, quantization profiles, or policy parameters to a verified baseline state upon detecting accuracy degradation or runtime instability.
- **Controlled Recovery Procedures:** Staged re-synchronization protocols that verify environmental state, clear stale buffers, and validate safety interlocks before returning a recovered node to active closed-loop operation.

System Design Caveat: Physical or logical redundancy alone does not guarantee system resilience. Architectural designs must explicitly mitigate **common-mode failures**—such as shared power buses, identical software defects across replicated nodes, correlated electromagnetic interference, or extreme environmental transients—that can degrade or disable multiple redundant subsystems simultaneously. True resilience requires physical separation, heterogeneous hardware/software diversity, and independent power and communication pathways.

A.10.6 Safety-Constrained AI Operation

In safety-critical edge AI deployments, unconstrained neural network or reinforcement learning decisions must be filtered, bounded, or formally constrained to guarantee that physical actions never violate hard safety limits or operational envelopes.

Safety constraints typically enforce boundaries such as:

- Physical movement and workspace boundary limits.
- Real-time collision-avoidance buffers.
- Maximum allowable velocity, acceleration, and jerk thresholds.
- Thermal, electrical, and pressure safety envelopes.
- Geometric and kinematic interference restrictions.
- Emergency-stop and fault-recovery triggers.
- Fail-safe state transition protocols.

A conceptual safety-constrained decision optimization model is formulated as:

$$a^* = \arg\max_{a \in \mathcal{A}_{\text{safe}}} Q(s, a)$$

where:

- a^* represents the optimal safe action selected for execution.
- s represents the estimated system state vector.
- Q(s, a) represents the expected value or utility associated with action *a in state s*.
- A_{safe} represents the filtered subset of actions permitted by formal safety constraints and barrier functions.

Design Consideration: While this constrained optimization formulation restricts policy execution within a defined safe action space, it does not mathematically guarantee that the underlying safety constraints ($A_{safe)}$ are complete, correct, or formally verified. Consequently, safety-critical architectures must maintain independent hardware interlocks, supervisory watchdog circuits, hardwired emergency-stop loops, and deterministic fallback controllers that retain override authority over all AI-driven decisions.

A.11 Architectural Patterns for Distributed Edge AI

Distributed Edge AI systems rely on recurring architectural patterns to organize computation, communication, intelligence, and control across heterogeneous hardware tiers. These structural blueprints define how sensing, inference, model training, and operational authority are partitioned between constrained endpoint devices, edge gateways, regional nodes, and central cloud platforms to satisfy real-time latency, bandwidth, privacy, and availability requirements.

A.11.1 Device-Centric Intelligence

In the device-centric intelligence pattern, perception, signal processing, and machine learning inference are executed directly on the primary embedded device or sensor node. By co-locating intelligence with the physical data source, this architecture minimizes reliance on upstream networking infrastructure and satisfies strict determinism constraints.

Architectural Characteristics

- **Local Data Ingestion and Processing:** Signal filtering, feature extraction, and neural network inference execute locally on on-chip microcontrollers, DSPs, or low-power edge NPUs.
- **Infrastructure Independence:** Autonomous operation continues uninterrupted during upstream network disconnections, preserving fault isolation and high availability.
- **Minimal Uplink Bandwidth Overhead:** Transmission across wireless or fieldbus interfaces is restricted to operational anomalies, low-frequency status heartbeats, or event-driven alerts rather than raw telemetry streams.
- **Hard Real-Time Determinism:** Tight integration between local sensing, hardware acceleration, and physical actuation enables minimal end-to-end control-loop latency.

Representative Operational Domains

- **Biomedical Wearables:** On-device ECG arrhythmia detection, continuous glucose trend prediction, and real-time fall detection algorithms.
- **Intelligent Edge Sensors:** Self-contained vibration and acoustic monitoring nodes executing real-time bearing fault detection on rotating machinery.
- **Embedded Machine Vision:** Low-power smart cameras executing localized object detection, spatial tracking, or barcode reading at the camera sensor interface.
- **Ultra-Low-Power Environmental Monitoring:** Autonomous remote sensor nodes operating under micro-Watt energy harvesting envelopes to track micro-climate data.

A.11.2 Gateway-Centric Edge Intelligence

Gateway-centric edge intelligence architectures deploy an intermediate, localized compute node—the edge gateway—to orchestrate data aggregation, signal preprocessing, machine learning inference, and operational coordination across clusters of resource-constrained downstream sensors and actuators.

Architectural Characteristics

- **Shared Edge Computation:** Consolidates neural network inference, complex event processing (CEP), and local control logic onto higher-capacity gateway accelerators, relieving ultra-low-power leaf nodes from heavy computational burdens.
- **Local Data Aggregation and Filtering:** Collects high-frequency telemetry streams from multiple heterogeneous endpoints, executing temporal alignment, feature extraction, and compression prior to wide-area uplink transmission.
- **Multi-Protocol Translation:** Bridges disparate industrial fieldbuses, short-range wireless mesh protocols (such as BLE, Zigbee, or LoRaWAN), and legacy serial interfaces with standard IP-based enterprise and cloud networking stacks.
- **Coordinated Device Management:** Centralizes local security enforcement, zero-trust authentication, firmware over-the-air (FOTA) provisioning, and fault-recovery orchestration across connected edge peripherals.

Representative Operational Domains

- **Smart Buildings:** Multi-zone HVAC optimization, occupancy-driven lighting control, and localized physical access security management.
- **Factory Networks:** High-speed programmable logic controller (PLC) integration, machine-vision quality inspection, and localized predictive maintenance across assembly cells.
- **Distributed Infrastructure Monitoring:** Substation telemetry aggregation, pipeline pressure anomaly detection, and remote environmental sensor management across wide geographic footprints.

A.11.3 Hierarchical Edge–Cloud Intelligence

Hierarchical edge–cloud intelligence architectures distribute computational workloads, storage,

and machine learning inference across a multi-tier continuum spanning resource-constrained edge devices, local gateway nodes, regional datacenters, and centralized cloud platforms.

Architectural Characteristics

- **Dynamic Workload Partitioning:** Algorithmic decomposition and offloading of neural network layers or computational tasks based on immediate latency budgets, energy constraints, and available compute capacity.

- **Hierarchical Multi-Tier Inference:** Staged decision-making where ultra-low-latency perception and safety interlocks execute locally at the device edge, intermediate feature aggregation occurs at regional gateways, and heavy global analytics run in the cloud.
- **Synchronized Local and Centralized Analytics:** Dual-layer data processing combining high-frequency real-time edge monitoring with deep historical data mining and trend analysis.
- **Distributed Model Management:** Automated lifecycle orchestration covering model deployment, over-the-air (OTA) updates, version control, and performance monitoring across heterogeneous edge hardware nodes.

Representative Operational Domains

- **Industrial Enterprises:** Multi-factory operational oversight, combining plant-floor robotic control with enterprise-wide supply chain optimization.
- **Logistics Networks:** Real-time fleet tracking, dynamic warehouse re-routing, and macro-level inventory synchronization.
- **Smart Transportation:** Autonomous vehicle intersection coordination, corridor traffic optimization, and city-wide municipal monitoring.
- **Large-Scale AIoT Deployments:** Massive deployments of distributed Internet of Things sensors requiring localized data filtering and hierarchical cloud aggregation.

A.11.4 Federated Learning Architecture

Federated learning architectures enable decentralized collections of edge nodes, embedded devices, and regional gateways to collaboratively train high-performance machine learning models without centralizing raw data, preserving strict data privacy and regulatory compliance.

Architectural Characteristics

- **Distributed Local Training:** Independent execution of gradient descent and model optimization on private edge datasets using localized computational accelerators.
- **Strict Local Data Retention:** Elimination of raw data transmission across wide-area networks; only derived parameter deltas or gradient tensors leave the physical boundary of the edge node.

- **Secure Model-Update Exchange:** Encrypted bidirectional transmission of model parameters or compressed weight updates between participating edge nodes and central aggregation orchestrators.
- **Global and Personalized Model Improvement:** Dual-tier optimization supporting universal global model convergence alongside personalized local adaptation layers tuned to specific operational environments.

Representative Operational Domains

- **Predictive Maintenance:** Collaborative fleet-wide anomaly detection and remaining useful life (RUL) estimation across industrial machinery without sharing proprietary operational telemetry.
- **Distributed Environmental Monitoring:** Regional air quality, seismic, and hydrological sensing networks training unified classification models across disparate geographical nodes.
- **Collaborative Industrial AI:** Cross-facility defect detection and robotic vision model refinement shared securely among independent manufacturing plants.

A.11.5 Digital-Twin-Integrated Architecture

Digital-twin-integrated architectures link physical cyber-physical assets and industrial processes with high-fidelity virtual counterparts that ingest, process, and mirror real-time operational telemetry across distributed edge-cloud tiers.

Architectural Characteristics

- **Continuous or Periodic State Synchronization:** Bidirectional telemetry pipelines utilizing low-latency edge ingestion and event-driven messaging protocols to maintain structural and behavioral parity between physical systems and virtual representations.
- **Hybrid Historical and Real-Time Analytics:** Simultaneous processing of high-frequency streaming sensor data alongside historical operational baselines to detect anomalies, structural degradation, and latent performance drift.
- **Physics-Informed Simulation and Prediction:** Execution of deterministic physics engines and surrogate machine learning models within the virtual environment to forecast component wear, thermal stress, and remaining useful life (RUL).

- **Closed-Loop Operational Optimization:** Testing control strategies, parameter adjustments, and fault-recovery scenarios within the virtual sandbox prior to deploying verified actuation commands back to physical edge controllers.

Representative Operational Domains

- **Smart Manufacturing:** Real-time production line balancing, predictive tooling maintenance, and virtual commissioning of automated assembly cells.
- **Critical Infrastructure Management:** Structural health monitoring, load forecasting, and dynamic fault isolation across smart energy grids, water distribution networks, and transportation corridors.
- **Industrial Asset Monitoring:** High-precision telemetry tracking and lifecycle management for heavy rotating machinery, wind turbines, and aerospace propulsion systems.
- **Supply Chain and Logistics:** End-to-end fleet routing optimization, warehouse throughput simulation, and cold-chain environmental compliance tracking.

A.11.6 Autonomous Multi-Agent Coordination

Autonomous multi-agent coordination governs the decentralized cooperation of spatially distributed, intelligent edge nodes working in concert to execute complex, system-wide missions without reliance on single-point central controllers. By decentralizing execution, multi-agent edge architectures eliminate single points of failure, reduce backhaul communication bottlenecks, and provide resilient scalability across dynamic operational topographies.

A.11.6.1 System Characteristics

- **Distributed Decision-Making:** Decentralized execution of localized control and optimization policies leveraging adjacent sensor telemetry and edge compute nodes to maintain real-time responsiveness.
- **Shared Operational Telemetry:** Real-time peer-to-peer exchange of state vectors, spatial coordinates, and operational intent across high-speed, low-latency ad-hoc network topologies.
- **Dynamic Task Allocation:** Algorithmic assignment, negotiation, and real-time rescheduling of system objectives, workload distribution, and physical navigation paths across heterogeneous agent fleets.

- **Consensus and Conflict Resolution:** Formal synchronization primitives—such as distributed consensus protocols, market-based auction mechanisms, and constraint satisfaction solvers—to eliminate resource contention, physical collisions, and redundant actions.
- **Bounded Local Autonomy:** High-speed reactive execution and collision avoidance operating under strict, system-wide safety policies, mission invariants, and dynamic geo-fencing constraints.

A.11.6.2 Representative Operational Domains

- **Robotic Fleets and Autonomous Mobile Robots (AMRs):** Collaborative material handling, swarm warehouse fulfillment, and dynamic path negotiation within high-density automated logistics facilities.
- **Autonomous Logistics and Vehicle Platooning:** Cooperative commercial vehicle platooning, dynamic multi-tier routing, and real-time inter-vehicle safety telemetry to optimize aerodynamic drag and highway throughput.
- **Unmanned Aerial Vehicle (UAV) Networks:** Multi-drone search and rescue swarms, collaborative spatial mapping, and dynamic mesh-network coverage over austere or disaster-impacted zones.
- **Distributed Industrial Automation:** Multi-arm robotic cell synchronization, decentralized supervisory control and data acquisition (SCADA), and adaptive assembly line reconfiguration.

A.12 Performance Metrics and Evaluation Criteria

Evaluating distributed edge artificial intelligence systems requires a comprehensive multi-dimensional framework that extends far beyond conventional static accuracy benchmarks. In resource-constrained, mission-critical environments, a machine learning model exhibiting superior statistical accuracy can remain entirely unsuited for deployment if it violates temporal latency bounds, exhausts local power and thermal budgets, exceeds available memory capacities, or fails to meet rigorous functional safety invariants.

A.12.1 Core Evaluation Dimensions

A rigorous evaluation methodology quantifies performance across five primary operational axes:

- **Statistical Perception Accuracy:** Evaluating classification, detection, or segmentation precision under real-world, non-I.I.D. data distributions and edge-case operational scenarios.
- **Temporal Determinism and Latency:** Quantifying end-to-end pipeline execution times, Worst-Case Execution Times (WCET), and scheduling jitter from physical sensor acquisition to actuator response.
- **Resource Utilization and Efficiency:** Measuring peak and average dynamic power draw, thermal dissipation metrics, static RAM (SRAM) footprint, and non-volatile storage consumption.
- **Network Resilience and Bandwidth:** Assessing system stability and degradation behavior under variable wide-latency, low-bandwidth, or partitioned network conditions.
- **Safety and Compliance Assurance:** Verifying adherence to functional safety standards, fail-safe response times, and independent out-of-band monitoring invariants.

A.12.2 AI Model Metrics

Metric	Meaning	Evaluation Purpose
Accuracy	Proportion of correct predictions	General classification performance
Precision	Proportion of positive predictions that are correct	Control of false-positive predictions
Recall	Proportion of actual positive cases detected	Detection completeness
F1 Score	Harmonic mean of precision and recall	Balance between precision and recall
False Positive Rate	Proportion of negative cases incorrectly classified as positive	Assessment of unnecessary alerts
False Negative Rate	Proportion of positive cases incorrectly classified as negative	Assessment of missed detections

For imbalanced datasets, accuracy alone can be misleading. Precision, recall, F1 score, and class-specific evaluation are often more informative.

A.12.3 Computational Metrics

Metric	Meaning	Architectural Importance
Inference Latency	Time required to produce an inference result	Determines response speed
Throughput	Number of operations or inferences completed per unit time	Indicates processing capacity
Memory Footprint	Memory required by the model and execution environment	Determines hardware compatibility
Model Size	Storage occupied by model parameters and associated metadata	Influences deployment and update cost
CPU/NPU Utilization	Proportion of processing capacity being used	Indicates resource demand
Energy per Inference	Energy consumed by an inference operation	Important for battery-powered systems
Thermal Load	Heat generated during operation	Affects sustained performance and hardware limits

A.12.4 Network Metrics

Metric	Meaning	Architectural Importance
Bandwidth	Available communication capacity	Determines data-transfer capability
Latency	Time required for data transmission	Affects distributed response time
Jitter	Variation in communication delay	Affects synchronization and real-time coordination
Packet Loss	Proportion of transmitted packets not successfully received	Affects communication reliability
Availability	Proportion of time network services remain operational	Affects system continuity

Data Volume	Quantity of transmitted information	Influences bandwidth and cost

A.12.5 Distributed Learning Metrics

Evaluating federated and distributed machine learning architectures requires a multidimensional evaluation framework that extends beyond traditional centralized validation accuracy to encompass communication efficiency, system resilience, hardware resource constraints, and algorithmic fairness.

Key evaluation metrics are categorized across three core operational domains:

- **Statistical Performance and Convergence:**
    - **Global Model Accuracy:** Generalization performance evaluated on a centralized, held-out validation dataset representing the global target distribution.
    - **Local Model Accuracy:** Performance metrics achieved by individual edge nodes on their respective private datasets to detect localized concept drift, overfitting, or negative transfer.
    - **Convergence Rate:** The total number of communication rounds and wall-clock time required to reach a target validation loss or accuracy threshold.
- **Communication and Resource Efficiency:**
    - **Communication Volume:** Total aggregate data volume (uplink and downlink) transferred across constrained wireless or wide-area networks over the course of training.
    - **Communication Rounds:** The frequency of synchronization events required between distributed edge nodes and the central aggregation orchestrator.
    - **Training Energy Consumption:** Total energy expended by edge accelerators, memory subsystems, and wireless transceivers during local computation and parameter transmission.
- **Systemic Robustness, Integrity, and Fairness:**
    - **Participant Availability:** Node participation rates, drop-out tolerances, and resilience against intermittent connectivity or hardware faults.
    - **Model-Update Integrity:** Resilience against adversarial parameter poisoning, Byzantine faults, and malicious gradient updates.

- **Heterogeneous Performance:** Variance in model accuracy across nodes operating under severe non-I.I.D. (non-independent and identically distributed) data regimes or disparate hardware profiles.
- **Algorithmic Fairness:** Equity of model utility and error distribution across participating clients or distinct sub-populations, ensuring that performance does not disproportionately degrade for resource-constrained or minority edge nodes.

A.12.6 System-Level Evaluation

Evaluating distributed edge artificial intelligence systems requires transitioning beyond isolated statistical metrics to holistic, multi-dimensional assessments that quantify the complex interactions among machine learning model performance, underlying hardware constraints, network dynamics, operational reliability, and safety requirements.

In real-world deployments, an optimized model evaluated solely on offline accuracy benchmarks can fail catastrophically if it exceeds power budgets, introduces unacceptable execution jitter, or triggers cascading faults during transient network interruptions.

A.12.6.1 Multi-Dimensional Evaluation Framework

A rigorous system-level evaluation methodology assesses performance across five interdependent domains:

- **Inference and Perception Accuracy:** Standard statistical performance measures—including precision, recall, false-positive/false-negative rates, mean average precision (mAP), and calibration error—evaluated against representative, non-I.I.D. test distributions.
- **Temporal Determinism and Latency:** End-to-end pipeline responsiveness measured from physical sensor acquisition through inference execution to actuator output, including Worst-Case Execution Time (WCET) bounds and execution jitter profiles.
- **Resource Utilization and Energy Efficiency:** Quantifying peak and average dynamic power draw, thermal dissipation metrics, static/dynamic RAM footprint, non-volatile storage consumption, and energy cost per inference operation under constrained operating environments.
- **Network and Communication Resilience:** Assessing system degradation and recovery behavior under simulated wide-area network partitions, high packet loss, variable latency, and limited bandwidth conditions.

- **Safety and Fault Tolerance:** Verifying graceful degradation pathways, watchdog timer recovery, fail-safe actuation defaults, and the reliability of alerting and escalation mechanisms during component failures.

A.12.6.2 Practical Operational Example: Edge Anomaly Detector

Consider an edge-based anomaly detection system deployed on industrial rotating machinery. Evaluating this system strictly through its receiver operating characteristic (ROC) curve or classification accuracy is insufficient. A complete system-level assessment must encompass:

- **Detection Latency:** The elapsed time between the physical initiation of a mechanical anomaly and the generation of a local alert or safety interlock signal.
- **False-Alarm Frequency:** The rate of spurious triggers during normal operational transients, which can cause unnecessary production stoppages or operator alert fatigue.
- **Energy and Thermal Footprint:** Sustained power consumption and thermal performance under continuous high-frequency sensor sampling and model execution.
- **Network Resilience:** The node's ability to locally buffer telemetry, maintain autonomous inference, and reliably reconcile event logs when upstream connectivity is abruptly severed.
- **Escalation Reliability:** The guaranteed transmission and acknowledgment of high-priority safety warnings across regional gateways under congested or degraded communication links.

A.13 Consolidated Technical Reference Tables

The following tables provide a compact reference for selecting technologies and evaluating architectural trade-offs.

A.13.1 AI Workload Placement Across the Edge–Cloud Continuum

Workload	Embedded Device	Edge Gateway	Industrial Edge Server	Cloud
Signal conditioning	Primary	Optional	Limited	Rare
Lightweight inference	Primary	Primary	Supported	Supported
Complex multimodal inference	Limited	Supported	Primary	Supported

Event detection	Primary	Primary	Supported	Supported
Local anomaly detection	Primary	Primary	Primary	Supported
Cross-device analytics	Limited	Supported	Primary	Primary
Federated aggregation	Limited	Supported	Primary	Supported
Large-scale model training	Rare	Limited	Supported	Primary
Historical analytics	Limited	Supported	Supported	Primary
Enterprise-wide orchestration	Limited	Limited	Supported	Primary

Note: The placement of each workload is application-dependent. The table represents common architectural tendencies rather than mandatory assignments.

A.13.2 Embedded AI Optimization Techniques

Technique	Main Objective	Primary Benefit	Important Consideration
Quantization	Reduce numerical precision	Lower model and activation memory requirements	Potential accuracy degradation
Pruning	Remove redundant parameters or structures	Reduced model complexity	Sparse execution support may be required
Knowledge Distillation	Transfer knowledge to smaller models	Compact model with retained task performance	Teacher–student training complexity
Operator Fusion	Combine computational operations	Reduced intermediate data movement	Hardware and compiler compatibility
Memory Reuse	Reuse buffers and intermediate storage	Reduced memory footprint	Requires careful execution planning

Hardware Acceleration	Use specialized processing units	Improved performance or energy efficiency	Hardware-specific model compatibility

A.13.3 Distributed Sensing and Intelligence Mechanisms

Mechanism	Primary Function	Output
Intelligent preprocessing	Improve raw sensor data quality	Conditioned measurements
Feature extraction	Convert measurements into useful representations	Features or embeddings
Event detection	Identify noteworthy occurrences	Event indicators
Adaptive sampling	Adjust observation frequency	Sampling policy
Anomaly detection	Identify deviations from expected behavior	Anomaly scores or classifications
Local alerting	Initiate an operational notification	Alert or escalation message
Sensor fusion	Combine observations across modalities	Integrated state estimate
Federated learning	Improve models through distributed training	Aggregated or personalized models

A.13.4 Edge–Cloud Architectural Trade-Offs

Dimension	Device-Centric	Edge-Centric	Cloud-Centric
Response proximity	Highest	High	Network-dependent
Local autonomy	High	High	Dependent on connectivity
Available compute	Highly constrained	Moderate to high	Potentially extensive
Data locality	Highest	High	Depends on data-transfer design

Cross-device coordination	Limited	Strong within local domain	Strong across large domains
Centralized management	Limited	Moderate	Strong
Communication dependence	Low for local functions	Moderate	Generally higher
Suitable workload	Immediate local inference	Local coordination and analytics	Large-scale training and aggregation

A.13.5 Security and Trust Mechanisms

Security Layer	Representative Mechanism	Primary Purpose
Device identity	PKI, certificates	Establish device identity
Authentication	Mutual authentication	Verify communicating parties
Hardware protection	TPM, secure elements	Protect keys and sensitive operations
Secure communication	TLS, DTLS, IPsec	Protect data in transit
Access control	RBAC, ABAC	Restrict resource access
Behavioral monitoring	AI-based anomaly detection	Identify suspicious behavior
Model integrity	Digital signatures, provenance	Verify model authenticity
Update governance	Versioning and controlled rollout	Manage software and model changes
Auditability	Tamper-evident logging	Support accountability and investigation
Safety enforcement	Independent interlocks and safety controllers	Restrict unsafe physical operation

A.13.6 Reliability and Resilience Mechanisms

Mechanism	Function	Expected Contribution
Watchdog monitoring	Detect stalled or unresponsive processes	Recovery initiation
Redundant sensing	Provide alternative observations	Improved fault tolerance when independence is established
Local buffering	Retain data during disconnection	Reduced information loss
Failover	Transfer operation to an alternate component	Service continuity
Graceful degradation	Reduce functionality in a controlled manner	Preservation of essential services
Model rollback	Restore a previously validated model	Recovery from problematic updates
Health monitoring	Assess component status	Early fault identification
Safe-state transition	Move system into a defined safe condition	Risk reduction during abnormal operation

A.14 Relevant Standards, Frameworks, and Technical Resources

Distributed edge artificial intelligence systems operate at the intersection of diverse engineering disciplines, drawing upon formal standards, reference architectures, and compliance frameworks from artificial intelligence, networking, cybersecurity, industrial automation, embedded computing, and functional safety.

Because distributed intelligence spans heterogeneous domains, system architects must select and harmonize standards tailored to their specific industry, regulatory jurisdiction, system classification, and operational risk profile.

A.14.1 Artificial Intelligence and Machine Learning Standards

- **ISO/IEC 22989 (Artificial Intelligence — Concepts and Terminology):** Establishes the authoritative international vocabulary, foundational definitions, and conceptual

taxonomies for artificial intelligence systems, supporting standardized cross-domain communication.

- **ISO/IEC 23053 (Framework for AI Systems Using Machine Learning):** Defines a structured reference framework for describing, designing, and evaluating machine learning systems across their operational lifecycle.
- **ISO/IEC 23894 (Artificial Intelligence — Risk Management):** Provides operational guidance on managing AI-specific risks, addressing algorithmic bias, model drift, robustness, and ethical deployment considerations.

A.14.2 Internet of Things and Edge Computing Architecture

- **IEEE 2413 (Standard for an Architectural Framework for IoT):** Establishes a unified architectural reference framework for Internet of Things systems, bridging disparate vertical domains (smart grid, industrial automation, intelligent transportation) through standardized multi-tier abstraction models.
- **ETSI Multi-access Edge Computing (MEC):** Defines open architectural specifications for deploying cloud-computing capabilities and service environments at the network edge, minimizing latency and backhaul bandwidth consumption.
- **IETF Internet Protocol and Transport Security Standards:** Provides the foundational suite of networking protocols (IPv6, QUIC, TLS 1.3) governing deterministic, secure communication across constrained edge devices and cloud infrastructure.

A.14.3 Cybersecurity, Trust, and Identity Management

- **ISO/IEC 27001 (Information Security Management Systems):** Specifies rigorous baseline requirements for establishing, implementing, maintaining, and continually improving enterprise information security management systems.
- **ISO/IEC 27017 (Cloud Security Controls):** Extends information security management practices by providing specialized guidance and implementation controls for cloud service environments.
- **NIST Cybersecurity Framework (CSF):** Establishes a structured, risk-based approach—spanning Govern, Identify, Protect, Detect, Respond, and Recover—for managing organizational cybersecurity exposure.
- **NIST SP 800-207 (Zero Trust Architecture):** Formulates core architectural principles for access control and network security, operating under the assumption that trust is never implicitly granted based on network location or perimeter boundaries.

A.14.4 Industrial Automation and Functional Safety

- **IEC 62443 (Industrial Communication Networks — IT Security):** The definitive multi-part cybersecurity standard addressing security policies, system requirements, and component security levels for Industrial Automation and Control Systems (IACS).
- **IEC 61508 (Functional Safety of Electrical/Electronic/Programmable Electronic Safety-Related Systems):** The foundational international standard governing the safety lifecycle of programmable electronic systems across all industrial domains.
- **ISO 13849 (Safety of Machinery — Safety-Related Parts of Control Systems):** Specifies rigorous design principles, performance categories, and validation requirements for safety-related control hardware and software in industrial machinery.
- **ISO 26262 (Road Vehicles — Functional Safety):** Adapts functional safety principles for automotive electrical and electronic (E/E) systems, establishing ASIL (Automotive Safety Integrity Level) risk categorization and verification protocols.
- **ISO 21448 (Safety of the Intended Functionality — SOTIF):** Addresses hazards resulting from functional insufficiencies, algorithmic limitations, or foreseeable misuse in automated driving systems where traditional component failure does not occur.

Engineering Caveat: These regulatory frameworks and technical standards are highly specialized and non-interchangeable. Architectural engineering teams must perform rigorous compliance mapping to identify which industry-specific standards apply to their deployed system components, operational environments, and safety-critical functions.

A.14.5 Distributed Learning and Model Deployment Resources

Developing, deploying, and maintaining resilient distributed edge AI systems requires continuous reference to industry-standard toolchains, frameworks, optimization libraries, and security guidelines. Because the edge AI ecosystem evolves rapidly across both hardware and software layers, architectures must remain aligned with current engineering specifications.

Key Technical Resource Categories

- **Federated Learning Research and Implementation Frameworks:** Open-source and enterprise toolkits supporting decentralized model training, secure aggregation, non-I.I.D. data simulation, and differential privacy integration (such as Flower, PySyft, and TensorFlow Federated).

- **Edge Inference Runtimes:** Lightweight, highly optimized execution engines designed for low-latency model serving across diverse hardware targets (such as TensorFlow Lite, ONNX Runtime, TensorRT, and TVM runtime).
- **Embedded AI Compiler Toolchains:** Advanced compilation infrastructure that lowers high-level computational graphs into hardware-specific machine code, optimizing operator fusing, memory layout, and tensor quantization (such as Apache TVM, Glow, and hardware vendor SDKs).
- **Neural-Network Quantization and Optimization Frameworks:** Tooling for post-training quantization (PTQ), quantization-aware training (QAT), weight pruning, and low-rank factorization to compress models prior to edge deployment.
- **Model Interchange and Deployment Formats:** Standardized serialization structures that decouple model training frameworks from edge execution runtimes (such as ONNX, Core ML, and FlatBuffers).
- **Hardware-Specific Accelerator Documentation:** Vendor-supplied programming guides, architectural manuals, and optimization reference architectures for specialized embedded processors, NPUs, DSPs, and FPGAs.
- **Secure Model Lifecycle and Software-Supply-Chain Guidance:** Engineering standards, cryptographic signing frameworks, and vulnerability management guidelines ensuring the integrity of models and firmware from training datasets to edge deployment.

Engineering Caveat: Technical standards, security advisories, and framework specifications are evaluated in their current active editions before incorporation into project baseline requirements and architectural specifications.

A.15 Integrated Distributed Edge AI Continuum Model

This final section consolidates the core concepts, mathematical models, and architectural principles established throughout this appendix into a unified, multi-tiered reference model. The **Distributed Edge AI Continuum** represents an integrated system in which intelligence is seamlessly distributed across physical devices, sensing networks, local edge infrastructure, regional aggregators, and centralized cloud platforms.

Rather than treating these tiers as isolated processing silos, the continuum treats them as coordinated, interdependent layers of a holistic enterprise intelligence architecture.

A.15.1 Architectural Layers of the Distributed Continuum

The multi-tiered architecture spans from physical sensor acquisition up to enterprise governance, defining clear operational responsibilities and execution boundaries at each level:

Layer 1: Physical Interaction and Sensing

This foundational layer interfaces directly with the physical environment, encompassing all data acquisition and physical actuation mechanisms:

- **Perception Modalities:** Optical cameras, LiDAR, radar, acoustic arrays, and inertial measurement units (IMUs).
- **Environmental & Industrial Telemetry:** Specialized gas, temperature, pressure, and machinery vibration sensors.
- **Effectors and Effectors Control:** Actuators, robotic manipulators, autonomous ground vehicles, and aerial drones.
- *Primary Responsibility:* To observe physical conditions with high fidelity and execute real-time actuation commands required for closed-loop physical control.

Layer 2: Embedded Intelligence

This tier executes localized, ultra-low-latency computation directly on resource-constrained embedded hardware:

- **Core Functions:** Real-time signal conditioning, feature extraction, lightweight neural network inference, event detection, and local anomaly recognition.
- *Principal Objective:* To provide immediate, deterministic decision support and autonomous response capabilities directly at the physical source of information without relying on network connectivity.

Layer 3: Distributed AIoT Sensing Networks

This layer connects intelligent edge nodes into coordinated, collaborative sensing topographies:

- **Collaborative Capabilities:** Distributed observation, adaptive sampling schedules, cross-device event correlation, localized alerting, and participation in federated learning cycles over secure channels.
- *Primary Role:* To transform isolated intelligent endpoints into cohesive, communicating sensing networks capable of localized spatial-temporal awareness.

Layer 4: Edge Computing and Local Orchestration

This intermediate layer provides shared computational, storage, and orchestration resources in proximity to operational edge devices:

- **Operational Duties:** Multi-device data aggregation, complex high-capacity inference, local model caching and management, dynamic workload scheduling, protocol translation, and network-disruption buffering (store-and-forward).
- *Architectural Role:* To serve as the critical bridge between distributed physical devices and high-tier regional or cloud infrastructure.

Layer 5: Regional and Cloud Intelligence

This upper tier provides massive computational capacity, expansive storage pools, and system-wide global analytics:

- **Core Operations:** Large-scale deep learning model training, historical big-data analytics, cross-site optimization, global model management, federated global aggregation, digital-twin synchronization, and long-term performance auditing.
- *Strategic Function:* To enable organizational intelligence to evolve, scale, and synchronize across disparate operational sites and global deployments.

Layer 6: Enterprise Governance and Architectural Management

This cross-cutting management layer establishes overarching control, security, and accountability across all lower tiers:

- **Governance Pillars:** Identity and access management (IAM), Zero Trust cybersecurity enforcement, model lifecycle management, data governance, operational policy enforcement, regulatory compliance, performance monitoring, safety assurance, and automated system auditing.
- *Systemic Purpose:* To ensure that distributed, autonomous intelligence remains secure, accountable, resilient, and fully aligned with enterprise standards and safety requirements.

A.15.2 Cross-Layer Architectural Functions

The six layers of the Distributed Edge AI Continuum do not operate in isolation; rather, they are unified by continuous, cross-cutting architectural functions that govern data flow, execution orchestration, security enforcement, and system safety across the entire edge-cloud hierarchy.

Core Cross-Cutting Functions

- **Distributed Inference and Execution Routing:** AI inference workloads are dynamically or statically distributed across the continuum—spanning embedded sensors, edge gateways, regional servers, and cloud datacenters—based on real-time latency budgets, resource availability, privacy mandates, and operational criticality.
- **Data and Model Lifecycle Movement:** Telemetry measurements, extracted feature vectors, federated gradient updates, and validated model packages flow continuously between layers, regulated by strict communication policies, bandwidth quotas, and governance constraints.
- **Workload Orchestration and Dynamic Placement:** Computational tasks are intelligently assigned and migrated across available resources, factoring in processor capacity, dynamic energy constraints, network congestion, and shifting operational priorities.
- **Security, Identity, and Trust Management:** End-to-end cryptographic protection—encompassing hardware-rooted device identity, mutual authentication, secure communication channels, role-based access control, and model integrity verification—secures all cross-layer interactions.
- **Resilience, Buffering, and Fault Recovery:** Local autonomy, store-and-forward telemetry buffering, rapid fault detection, automated failover mechanisms, and controlled graceful degradation ensure operational continuity during intermittent network disruptions or hardware failures.
- **Safety Assurance and Operational Guardrails:** Independent, out-of-band safety supervisors and hardwired interlocks govern physical actuator responses, ensuring that probabilistic AI decision policies never exceed permitted safety boundaries or violate system invariants.

A.15.3 Integrated Architectural Flow

The end-to-end multi-tier intelligence architecture synthesizes localized physical sensing, hardware edge acceleration, distributed node coordination, and cloud-scale analytics into a cohesive operational continuum. The conceptual information and execution pipeline is formalized as:

$$\text{Physical Environment} \longrightarrow \text{Sensing \& Acquisition} \longrightarrow \text{Embedded Intelligence} \longrightarrow \text{Distributed Edge Processing} \longrightarrow \text{Cloud Intelligence} \longrightarrow \text{Coordinated Action}$$

where each architectural tier executes specialized computational functions:

- **Physical Environment & Sensing:** Captures raw physical phenomena, executing hardware-level analog-to-digital conversion, sensor calibration, and temporal-spatial alignment.
- **Embedded Intelligence:** Executes local, hard real-time perception, feature extraction, anomaly detection, and immediate control-loop inferences directly at the device edge.
- **Distributed Edge Processing:** Coordinates localized multi-node collaboration, federated model aggregation, and regional workload offloading across adjacent edge gateways.
- **Cloud Intelligence:** Handles macro-level model training, global telemetry aggregation, historical analytics, and long-term policy optimization.
- **Coordinated Action:** Translates computed inferences and control decisions into physical actuation, motor control commands, or safety-critical system reconfigurations.

Architectural Principle: This sequence represents a conceptual information flow rather than a rigid serial dependency where every observation must traverse all layers. Ultra-low-latency safety and control functions execute entirely at the local embedded tier to satisfy hard real-time constraints, whereas resource-intensive analytical and global coordination tasks scale upward to distributed edge or cloud tiers. The runtime architecture dynamically selects the optimal execution locus based on strict latency budgets, energy constraints, available bandwidth, and safety verification requirements.

A.15.4 Architectural Design Principles

A practical Distributed Edge AI Continuum is characterized by several foundational principles:

1. **Locality of critical computation:** Time-sensitive functions execute close to the physical process whenever remote communication introduces unacceptable delay or dependency.
2. **Workload-aware placement:** Computation is assigned according to latency, energy, memory, bandwidth, privacy, and reliability requirements.

3. **Hierarchical intelligence:** Embedded devices, edge infrastructure, and cloud platforms provide complementary capabilities rather than operating as isolated systems.
4. **Data minimization:** Only information required for operational, analytical, or governance purposes is transmitted or retained.
5. **Collaborative adaptation:** Distributed learning and model-management mechanisms support controlled improvement across heterogeneous environments.
6. **Security by design:** Identity, authentication, encryption, authorization, and model integrity are incorporated throughout the architecture.
7. **Resilience under disconnection:** Essential local functions remain available when higher-level infrastructure becomes unreachable, where required by the application.
8. **Independent safety assurance:** AI-generated decisions remain subject to appropriate deterministic constraints and independent safety mechanisms.
9. **Lifecycle governance:** Models, devices, firmware, policies, and data pipelines are managed throughout deployment, operation, maintenance, and retirement.
10. **Scalable orchestration:** The architecture supports growth from individual intelligent devices to large, geographically distributed AI ecosystems.

A.15.5 Architectural Significance

The Distributed Edge AI Continuum represents a foundational paradigm shift from isolated, centralized cloud processing toward deeply coordinated intelligence distributed across heterogeneous physical and computational environments.

The true significance of this architecture lies not merely in distributing neural network inference across diverse processors, but in fusing sensing, real-time perception, collaborative learning, robust communication, autonomous decision-making, and enterprise governance into a coherent, unified system.

Tier-Based Integration of Intelligence

- **Device-Level Autonomy:** Embedded endpoints provide immediate physical awareness, ultra-low-latency event detection, and deterministic local response.
- **Network-Level Coordination:** AIoT sensing networks aggregate disparate observations, enable adaptive sampling, and identify distributed spatial-temporal patterns across adjacent nodes.

- **Edge-Tier Orchestration:** Local computing infrastructure manages multi-device data aggregation, complex inference scaling, and operational decision-making in proximity to physical processes.
- **Cloud-Scale Intelligence:** Centralized infrastructure executes massive deep learning model training, historical macro-analytics, global federated aggregation, and digital-twin synchronization.
- **Enterprise Governance:** Cross-cutting policy frameworks enforce consistent cybersecurity, data provenance, model lifecycle management, and safety compliance across all layers.

Architectural Synthesis: The resulting paradigm ensures that intelligence is neither exclusively bound to resource-constrained embedded nodes nor restricted to centralized datacenters. Instead, computational intelligence is dynamically and deterministically allocated across the edge-cloud continuum in direct alignment with the physical, temporal, spatial, and operational demands of the deployment environment.

Concluding Perspective

Appendix A establishes the definitive technical reference foundation for analyzing, designing, and engineering distributed edge artificial intelligence systems. By consolidating formal mathematical models, hardware optimization strategies, deterministic execution principles, cryptographic security frameworks, and multi-tier architectural patterns, this reference provides a rigorous technical vocabulary and analytical baseline supporting the advanced system discussions throughout Volume V.

The central architectural insight of this reference is that effective distributed intelligence transcends the naive deployment of neural network models onto discrete hardware nodes. True scalability, resilience, and operational dependability demand the holistic, coordinated management of compute resources, memory footprints, communication bandwidth, distributed learning synchronization, security lifecycles, and physical-world real-time constraints across the entire edge-cloud continuum.

By synthesizing embedded intelligence, collaborative AIoT sensing networks, local edge orchestration, cloud-scale analytics, and rigorous enterprise governance, the Distributed Edge AI Continuum provides a cohesive framework for designing mission-critical Physical AI systems. Ultimately, bridging the fundamental chasm between probabilistic machine learning inference and deterministic physical-world realities requires strict architectural discipline. This reference serves as the foundational blueprint for engineering secure, resilient, and deterministically safe

intelligent systems capable of operating reliably across heterogeneous, resource-constrained operational environments.

APPENDIX B: GLOSSARY

Volume V: Distributed Edge AI Architectures & Cloud-Edge Topologies

B.1 Purpose and Scope

This glossary defines the principal technical terms, architectural concepts, computational methods, and system-level mechanisms used throughout Volume V. It provides a consolidated reference for understanding the terminology associated with embedded artificial intelligence (AI), distributed AIoT sensing networks, edge–cloud collaboration, federated learning, intelligent communication, cybersecurity, and autonomous Physical AI systems.

The definitions emphasize the architectural role of each concept within distributed intelligence environments. Where appropriate, related terms are distinguished to clarify differences in computational responsibility, system behavior, security functions, and deployment characteristics.

A

Access Control
Mechanisms and policies that restrict access to edge, cloud, network, data, and AI resources to authorized users, devices, and services.

Actuation
The physical execution of a control decision through a motor, actuator, robotic mechanism, valve, steering system, braking component, or other control interface. In Physical AI systems, actuation converts computational decisions into physical actions.

Adaptive Inference
The dynamic adjustment of AI model execution based on available compute resources, latency constraints, energy consumption, or network conditions.

Adaptive Sampling
A sensing strategy in which sampling frequency, observation duration, or measurement resolution changes dynamically according to environmental conditions, event significance, model confidence, or available computational and energy resources.

AI Accelerator
Specialized hardware designed to execute AI workloads more efficiently than general-purpose processors. Examples include neural processing units (NPUs), tensor accelerators, and dedicated inference engines.

AI Inference
The process of applying a trained AI model to new input data to generate predictions, classifications, detections, estimates, or decisions.

AI Orchestration
The automated coordination, deployment, monitoring, and lifecycle management of AI models across distributed cloud and edge environments.

AI Model Compression
A collection of techniques used to reduce model size, computational complexity, memory requirements, or energy consumption while maintaining acceptable inference performance. Common methods include quantization, pruning, and knowledge distillation.

AI Workload Placement
The process of determining where AI training, inference, and analytics workloads execute within cloud–edge infrastructures.

AIoT (Artificial Intelligence of Things)
The integration of artificial intelligence capabilities with Internet of Things devices and sensing networks. AIoT enables connected devices to perform localized perception, event recognition, anomaly detection, adaptive sensing, and distributed intelligence.

Anomaly Detection
The identification of observations, behaviors, or system conditions that deviate significantly from an established normal operating pattern. Anomaly detection can support predictive maintenance, security monitoring, fault identification, and operational alerts.

Application Programming Interface (API)
A defined software interface through which applications, services, or system components exchange information or invoke functionality. APIs support interoperability among embedded devices, edge platforms, cloud services, and enterprise applications.

Architectural Partitioning
The division of an AI application into computational and functional components that are assigned to different execution locations, such as sensors, embedded devices, edge gateways, regional platforms, and cloud infrastructure.

Attention Mechanism
An AI mechanism that assigns different importance weights to input features, observations, or information sources. Attention mechanisms help models emphasize relevant information across spatial, temporal, or multimodal data.

Autonomous Edge System
An edge-based platform capable of local decision-making with limited or no dependence on cloud connectivity.

Autonomous Local Alerting
The ability of an edge device or local processing node to recognize a significant condition and initiate an alert without depending on continuous cloud connectivity.

Availability
The proportion of time that a system or service is operational and accessible when required. Availability is commonly influenced by failure frequency, recovery time, redundancy, and fault-management mechanisms.

B

Bandwidth
The data-transfer capacity of a communication channel, commonly expressed in bits per second. In distributed AI architectures, bandwidth constrains how much sensor data, model information, inference results, and control information can be exchanged between system layers.

Bandwidth-Aware Computation
A computational placement strategy that considers available communication capacity when determining where data processing, AI inference, or model execution occurs.

Bandwidth Optimization
Techniques that reduce network data transmission requirements while maintaining application performance and service quality.

Behavioral Trust Assessment
The evaluation of device or system behavior to identify deviations from expected communication patterns, operational roles, or access activities. It supplements, but does not replace, cryptographic identity verification and established authorization controls.

Binary Neural Network
A neural network that uses binary-valued weights and, in some implementations, binary activations to reduce memory and computational requirements. Binary networks are particularly relevant to highly resource-constrained embedded platforms, although they may introduce accuracy tradeoffs.

Broker Node
An intermediary component that routes, manages, or coordinates communication among distributed edge devices and cloud services.

Buffering
The temporary storage of data before transmission or processing. Edge devices use buffers to manage communication delays, intermittent connectivity, asynchronous sensor streams, and variable processing workloads.

C

Cloud-Assisted AI
An architectural approach in which cloud infrastructure provides computational resources, model training, large-scale analytics, historical data processing, or centralized coordination to support AI functions operating at the edge.

Cloud Computing
The delivery of computational resources, storage, networking, and software services through centralized or geographically distributed data-center infrastructure.

Cloud–Edge Continuum
The interconnected computational environment extending from embedded devices and sensor nodes through local edge infrastructure and regional platforms to centralized cloud systems. Workloads and intelligence can be distributed across this continuum according to operational requirements, or a computing paradigm in which resources, services, applications, and data operate seamlessly across centralized cloud environments and decentralized edge infrastructures.

Cloud–Edge Coordination
The orchestration of computational tasks, data exchange, model distribution, policy enforcement, and operational responsibilities between cloud infrastructure and edge-level systems.

Cloud–Edge Topology
The architectural arrangement of cloud resources, regional platforms, edge servers, gateways, embedded devices, and communication links that collectively support distributed AI applications.

Cloud-Native Architecture
A design approach that leverages microservices, containers, orchestration, and automation to support scalable and resilient distributed systems.

Computational Offloading
The transfer of computational tasks from a resource-constrained device to another execution platform, such as an edge gateway, regional server, or cloud environment.

Computational Placement
The assignment of a computational workload to a particular processing location based on latency, bandwidth, energy, memory, security, reliability, and processing-capacity requirements.

Concept Drift
A change over time in the statistical relationship between model inputs and the target outcomes being predicted. Concept drift can reduce model accuracy when operating environments, equipment behavior, or underlying processes change.

Containerization
The packaging of applications and dependencies into lightweight, portable runtime units that can be consistently deployed across environments.

Confidence Score
A numerical measure representing a model's estimated confidence in a prediction or classification. A confidence score is not necessarily a calibrated probability and does not constitute proof of correctness or safety.

Context-Aware Processing
The adaptation of computational behavior according to relevant environmental, operational, temporal, or system conditions.

Control Barrier Function (CBF)
A mathematical framework used to define and enforce safety constraints on system behavior. In autonomous systems, control barrier functions can restrict actions that would move the system outside a specified safe operating region.

Control Loop
A feedback mechanism in which a system measures its operating state, evaluates the information, determines a control action, and applies that action to influence subsequent system behavior.

Control Plane
The collection of systems responsible for management, orchestration, policy enforcement, and operational oversight across distributed infrastructures.

Cross-Domain AI Analytics
The integration and analysis of information from different operational domains, such as industrial automation, autonomous vehicles, aerial systems, robotics, and energy infrastructure, to identify relationships and system-wide patterns.

Cross-Modal Fusion
The integration of information from different sensing modalities, such as cameras, radar, LiDAR, audio, and inertial sensors, to produce a more comprehensive representation of an environment or physical process.

D

Data Freshness
The degree to which available data reflects the current state of the monitored environment or system. Data freshness is important for real-time monitoring, autonomous control, and time-sensitive decision-making.

Data Gravity
The tendency of applications, services, and processing workloads to move toward locations where large concentrations of data reside.

Data Locality
The principle of processing data close to where it is generated or stored to reduce unnecessary data movement, communication overhead, latency, and energy consumption.

Data Preprocessing
The preparation of raw data for subsequent AI processing. It may include filtering, normalization, denoising, calibration, transformation, segmentation, and feature extraction.

Data Provenance
The documented origin, processing history, ownership, and transformation lineage of data. Provenance supports traceability, model governance, auditability, and operational accountability.

Deadline
The latest permissible completion time for a computational task or system operation. In real-time systems, missing a deadline may result in degraded performance or an unacceptable operational condition.

Decentralized AI
AI systems whose training, inference, orchestration, or model management functions are distributed across multiple locations rather than centralized.

Decentralized Intelligence
An architectural model in which computational reasoning, perception, or decision-making is distributed across multiple interconnected devices or processing nodes rather than concentrated exclusively in a central system.

Deterministic Execution
The predictable execution of a computational task within characterized timing and resource constraints. In real-time systems, deterministic execution focuses on bounded timing behavior and deadline compliance rather than assuming perfectly constant execution time.

Device Attestation
A security mechanism through which a device provides verifiable evidence about its identity, hardware or software configuration, and integrity state.

Digital Twin
A virtual representation of a physical asset, process, or environment that continuously synchronizes with real-world data sources.

Distributed AI
An AI architecture in which model execution, training, data processing, or decision-making is distributed across multiple interconnected computational nodes.

Distributed Anomaly Detection
An anomaly-detection architecture in which multiple devices or processing nodes independently identify unusual conditions and may share alerts or analytical results to recognize broader system-level abnormalities.

Distributed Cognition
A system-level model of intelligence in which sensing, memory, computation, reasoning, and decision-making are distributed across multiple interconnected devices and computational layers.

Distributed Inference
The execution of different stages or components of an AI inference pipeline across multiple processing nodes, such as sensor devices, edge gateways, and cloud infrastructure.

Distributed Sensing Network
A network of spatially separated sensors and intelligent devices that collectively observe an environment or physical process and exchange measurements, features, or event information.

Distributed Workload Orchestration
The coordination and allocation of computational tasks across heterogeneous devices, edge infrastructure, regional platforms, and cloud resources.

Domain Adaptation
A set of machine-learning techniques that adjusts a model trained in one data domain to perform effectively in another domain with different data characteristics or operating conditions.

Dynamic Model Selection
The selection of an appropriate AI model at runtime according to operating conditions, computational resources, confidence requirements, latency constraints, or task complexity.

E

Edge AI
The deployment and execution of artificial intelligence capabilities on or near the devices and systems that generate data. Edge AI enables localized perception, inference, and decision support while reducing dependence on centralized cloud processing.

Edge Analytics
Data analysis performed at or near the data generation source to enable faster insights and reduced network traffic.

Edge Computing
A distributed computing paradigm that places computational resources closer to data sources, users, and physical processes to reduce communication latency, network traffic, and dependence on centralized infrastructure, or a distributed computing paradigm that processes data closer to data sources, users, or operational environments rather than solely within centralized facilities.

Edge Gateway
An intermediate computing and communication device that connects local sensors, embedded systems, and industrial equipment to broader edge or cloud infrastructure. It may provide protocol translation, data aggregation, security enforcement, local analytics, and AI inference, or a network-connected device that aggregates, processes, secures, and routes data between edge endpoints and cloud services.

Edge Inference
The execution of a trained AI model on an edge device or edge computing platform rather than exclusively within centralized cloud infrastructure.

Edge Intelligence
The ability of edge-level devices and infrastructure to perform localized data processing, perception, inference, adaptation, and decision support, or the deployment and execution of AI capabilities directly on edge devices, gateways, or local infrastructure.

Edge Node
A computing resource positioned near operational environments to support localized processing, storage, and AI execution.

Edge Orchestration
The management and coordination of applications, infrastructure resources, and services deployed across geographically distributed edge locations.

Edge–Cloud Partitioning
The allocation of AI processing stages and application functions between edge and cloud platforms according to computational capacity, latency, bandwidth, privacy, reliability, and operational requirements.

Edge–Cloud Synchronization
The coordination of data, model versions, system states, timestamps, and operational information across edge and cloud environments.

Edge–Cloud Workload Migration
The movement of computational tasks or services between edge and cloud execution environments in response to changing resource availability, connectivity, workload demand, or application requirements.

Embedded AI
Artificial intelligence integrated directly into embedded hardware platforms, such as microcontrollers, digital signal processors, system-on-chip devices, and specialized AI accelerators.

Embedded Inference Engine
A hardware or software execution environment optimized to run trained AI models on embedded platforms with constrained processing capacity, memory, energy, and timing resources.

Energy-Aware Computing
A computational approach that considers energy consumption when selecting processing methods, execution schedules, model configurations, and workload locations.

Epistemic Uncertainty
Uncertainty associated with incomplete model knowledge, limited training data, or insufficient representation of the operating environment. It may be reduced through additional representative data or improved model development.

Event-Driven Processing
A computational strategy in which processing, sensing, communication, or system responses are initiated by detected events rather than relying exclusively on fixed periodic execution.

Event Detection
The identification of a meaningful occurrence or change in the monitored environment. Events may represent normal operations, transitions, unusual conditions, or potentially hazardous situations.

Event-Triggered Communication
A communication strategy in which devices transmit information when specified events or conditions occur instead of continuously transmitting measurements at a fixed rate.

Execution Monitoring
The continuous or periodic observation of software and hardware execution to detect abnormal behavior, timing violations, resource exhaustion, or departures from expected operational constraints.

F

Failsafe Mechanism
A mechanism designed to move a system toward a predefined safe or controlled condition when a fault, failure, or unacceptable operating condition occurs.

Fault Detection
The identification of abnormal equipment or system behavior that may indicate a malfunction, component failure, or degraded operating condition.

Fault Isolation
The process of identifying the subsystem, component, or functional unit responsible for a

detected fault, or the capability of a system to continue operating despite hardware failures, software errors, or network disruptions.

Fault Tolerance
The ability of a system to continue providing an acceptable level of service despite selected component failures or operational disturbances.

Feature Extraction
The transformation of raw sensor measurements into informative representations that can be used by AI models or analytical processes.

Federated Averaging (FedAvg)
A federated-learning aggregation algorithm that combines locally updated model parameters from participating devices, commonly using local dataset sizes as aggregation weights.

Federated Learning (FL)
A distributed machine-learning approach in which participating devices or organizations train models using locally held data and share model updates or other permitted learning information with an aggregation system instead of routinely centralizing raw training data, or machine learning approach in which models are trained across multiple distributed devices or systems without centralizing raw data.

Federated Model Aggregation
The process of combining model updates from multiple federated-learning participants to produce an updated shared model.

Federated Model Governance
The policies, security mechanisms, validation procedures, version controls, and deployment practices used to manage models developed or updated through federated learning.

Functional Safety
The part of overall system safety that depends on the correct operation of safety-related systems and protective functions in response to inputs or failures.

G

Gateway Aggregation
The consolidation of measurements, events, features, or model updates from multiple local devices at an edge gateway before further processing or transmission.

Geo-Distributed Architecture
A system design in which workloads and resources are deployed across multiple geographic regions to enhance resilience, performance, and availability.

General-Purpose Processor (CPU)
A programmable processor designed to execute a broad range of computational instructions. CPUs commonly coordinate system operations and execute AI workloads that are not assigned to specialized accelerators.

Graceful Degradation
The ability of a system to continue operating with reduced functionality or performance when components, sensors, communication links, or computational resources become unavailable.

Graph Analytics
The analysis of entities and their relationships using graph structures. In distributed AI and industrial cybersecurity, graph analytics can identify communication patterns, dependencies, abnormal relationships, and coordinated behavior.

H

Hardware Root of Trust
A hardware-based security foundation used to establish and protect trusted operations, including device identity, secure boot, cryptographic key storage, and integrity verification.

Heterogeneous Computing
The use of different processor architectures and specialized computational resources within one system, such as CPUs, GPUs, DSPs, NPUs, and microcontrollers.

Heterogeneous Sensor Fusion
The integration of measurements from different sensor types, each with distinct physical characteristics, sampling rates, coordinate systems, noise profiles, and information content.

Hierarchical Aggregation
A distributed aggregation structure in which information or model updates are combined at multiple levels, such as device-to-gateway, gateway-to-regional platform, and regional platform-to-cloud.

Hierarchical Edge Architecture
A layered edge deployment model that includes devices, gateways, regional edge sites, and centralized cloud resources.

Hierarchical Inference
An inference architecture in which computational stages are distributed across multiple processing levels. Initial decisions may occur on embedded devices, while more complex analysis is delegated to edge servers or cloud platforms.

High Availability
A system-design objective focused on maintaining service accessibility through redundancy, fault detection, failover, and recovery mechanisms.

Hybrid Cloud
An environment combining private infrastructure, public cloud services, and edge resources under unified management.

Hybrid Edge–Cloud Architecture
A distributed architecture that combines local edge processing with cloud-based computation, storage, training, coordination, and large-scale analytics.

I

Identity and Access Management (IAM)
The policies, processes, and technologies used to identify users, devices, services, and applications and to control their access to protected resources.

Inference Latency
The time required for an AI model to process an input and produce an inference result. It is one component of the total application or control-loop latency.

Inference Optimization
The modification of a model, computational graph, execution engine, or hardware configuration to improve inference speed, memory efficiency, energy consumption, or deployment compatibility.

Inference Pipeline
The sequence of processes involved in receiving input data, executing AI models, and generating predictions or decisions.

Industrial AI
The application of artificial intelligence to industrial processes, equipment, manufacturing systems, infrastructure, logistics, and operational technologies.

Industrial Internet of Things (IIoT)
The networked integration of sensors, machines, controllers, and industrial systems that exchange operational information to support monitoring, automation, optimization, and intelligent control.

Industrial Operational Technology (OT)
Hardware and software systems that monitor or control physical processes, equipment, and industrial operations. OT includes industrial control systems, programmable logic controllers, supervisory control systems, and related infrastructure.

Intelligent Edge
An edge environment enhanced with AI, machine learning, analytics, and automation capabilities.

Intermittent Connectivity
A networking condition characterized by temporary or sporadic communication disruptions between edge and cloud systems.

Interoperability
The ability of heterogeneous systems, devices, protocols, and applications to exchange information and use that information effectively.

Intrusion Detection
The identification of unauthorized access, malicious activity, or suspicious behavior within a computing or communication environment.

Inertial Measurement Unit (IMU)
A sensor assembly that typically combines accelerometers and gyroscopes, and sometimes magnetometers, to measure acceleration, angular velocity, and orientation-related information.

J

Jitter
The variation in the timing of repeated operations, such as task execution, packet arrival, or control-loop intervals. In real-time systems, excessive jitter can affect synchronization and deadline predictability.

K

Kalman Filter
A recursive estimation algorithm that combines predictions from a system model with incoming measurements to estimate the state of a dynamic system under specified assumptions about process and measurement uncertainty.

Knowledge Distillation
A model-compression and transfer-learning technique in which a smaller student model learns from the outputs or intermediate representations of a larger teacher model.

Kinematic Constraint
A mathematical or physical limitation governing the permissible motion of a system, such as a robot, vehicle, or aerial platform.

Kubernetes
An open-source platform for automating deployment, scaling, and management of containerized applications across distributed environments.

KubeEdge
An extension of Kubernetes that enables cloud-native application management and orchestration for edge computing infrastructures.

L

Latency
The time required for information or a computational operation to travel from its source to its destination or completion point. In distributed AI, latency may include sensing, preprocessing, inference, communication, decision, and actuation delays, or the elapsed time between a request, event, or action and the corresponding system response.

Latency-Aware Scheduling
The allocation and ordering of computational tasks according to their timing requirements, execution characteristics, and end-to-end response constraints.

LiDAR (Light Detection and Ranging)
A sensing technology that uses laser pulses to measure distances and construct spatial representations of surrounding objects and environments.

Local Inference
The execution of an AI model directly on the device or within the local computing environment where the input data is generated.

Low-Latency Processing
Computational operations designed to minimize processing and communication delays for time-sensitive workloads.

Local Model Update
A model-parameter or model-state modification produced by a participating device during local training in a federated-learning process.

Low-Power AI
The design and deployment of AI workloads to operate within strict energy budgets through efficient models, specialized hardware, optimized memory access, adaptive execution, and power management.

M

Machine Learning (ML)
A branch of artificial intelligence in which computational models learn patterns or relationships from data to perform tasks such as prediction, classification, estimation, and decision support.

Memory Bandwidth
The rate at which data can be transferred between memory and processing components. Memory bandwidth can significantly influence the performance of AI workloads, particularly those involving large tensors or frequent parameter access.

Memory Hierarchy
The organization of storage resources according to capacity, access latency, bandwidth, and energy characteristics. Typical levels include registers, caches, SRAM, DRAM, flash storage, and external storage.

Mesh Topology
A network architecture in which nodes can communicate directly with multiple other nodes, enhancing resilience and reducing communication bottlenecks.

Microcontroller Unit (MCU)
A compact integrated computing device that typically combines a processor core, memory, and peripheral interfaces for embedded control and sensing applications.

Micro-segmentation
A network-security strategy that divides a network into smaller logical security zones and applies access policies to restrict unnecessary communication between devices, applications, and services.

Microservices Architecture
A software design pattern that decomposes applications into independently deployable and scalable services.

Model Drift
A change in the behavior or performance of a deployed AI model over time, often caused by changing input distributions, operating environments, equipment conditions, or relationships between inputs and target outcomes, or the degradation of AI model performance caused by changes in operational data, environment conditions, or user behavior.

Model Integrity
The assurance that an AI model has not been unauthorizedly modified, substituted, corrupted, or otherwise altered outside approved development and deployment processes.

Model Quantization
The representation of model weights, activations, or other numerical values using lower-precision formats to reduce memory requirements and computational cost.

Model Rollback
The controlled restoration of a previously approved model version when a newer deployment produces unacceptable performance, instability, or operational risk.

Model Versioning
The systematic identification and management of different model releases, configurations, training histories, and deployment states.

Multi-Access Edge Computing (MEC)
A distributed computing framework that provides cloud capabilities at or near telecommunications network edges.

Multi-Cloud Architecture
An infrastructure strategy utilizing services and resources from multiple cloud providers.

Multimodal AI
An AI approach that processes or integrates information from multiple data modalities, such as images, audio, text, radar, LiDAR, and sensor measurements.

Multimodal Sensor Fusion
The combination of information from multiple sensing modalities to construct a more informative representation of an environment, object, event, or physical process.

N

Network Segmentation
The division of a communication network into separate logical or physical sections to control traffic, improve security, reduce interference, and limit the spread of failures or attacks.

Neural Processing Unit (NPU)
A specialized processor designed to accelerate neural-network operations, including matrix multiplication, convolution, and tensor processing.

Node Affinity
A scheduling policy that influences workload placement based on resource, geographic, security, or performance considerations.

Non-IID Data
Data that are not independently and identically distributed across participating devices or datasets. In federated learning, non-IID data may reflect differences in geography, users, equipment, environments, or operating conditions.

Normal Operating Profile
A reference representation of expected system behavior, environmental conditions, or equipment performance. It may be used by anomaly-detection mechanisms to identify deviations.

O

Observability
The capability to understand system behavior through monitoring, logging, tracing, telemetry, and analytics.

Offline Operation Mode
A state in which edge applications continue functioning despite loss of connectivity to centralized services.

On-Device AI
The execution of AI functions directly on an embedded device, sensor node, mobile platform, or other local computing unit.

One-Class Classification
A machine-learning approach that models a single primary class, typically normal operating behavior, and identifies observations that fall outside the learned representation.

Operational Resilience
The ability of an organization or technical system to maintain or restore essential operations despite failures, disruptions, cyber incidents, or environmental disturbances.

Out-of-Distribution (OOD) Detection
The identification of inputs that differ substantially from the data distribution represented in a model's training or validation experience.

P

Parameter Update
A modification to the weights or other trainable parameters of a machine-learning model during training or adaptation.

Physical AI
Artificial intelligence integrated with physical systems that perceive, interpret, interact with, and influence the real world. Examples include autonomous vehicles, industrial robots, drones, intelligent machines, and robotic infrastructure.

Policy-Based Orchestration
Automated workload and resource management governed by predefined operational, performance, security, or compliance policies.

Policy Enforcement Point (PEP)
A component that applies access-control decisions by permitting, restricting, or denying a requested operation or communication.

Policy Decision Point (PDP)
A component responsible for evaluating access requests against applicable security policies and determining whether an operation is authorized.

Predictive Edge Analytics
The use of local AI models to anticipate events, failures, or operational conditions before they occur.

Predictive Maintenance
A maintenance strategy that uses equipment data, analytical models, and condition monitoring to estimate developing faults or degradation and support maintenance before functional failure occurs.

Pruning
A model-compression technique that removes selected weights, connections, channels, filters, or other model structures to reduce model complexity. Actual execution improvements depend on whether the target hardware and software support the resulting sparsity or reduced structure.

Public Key Infrastructure (PKI)
A framework for managing digital certificates, cryptographic identities, public keys, and associated trust relationships.

Programmable Logic Controller (PLC)
An industrial computer designed to execute control logic and interact with physical equipment through input/output interfaces. PLCs are widely used in manufacturing, process control, and industrial automation.

Protocol Translation
The conversion or mediation of communication between different network or industrial protocols to enable interoperability among heterogeneous devices and systems.

Q

QoS (Quality of Service)
A set of mechanisms used to prioritize and manage network traffic according to performance requirements.

Quantization-Aware Training (QAT)
A model-training or fine-tuning technique that simulates quantization effects during training so that the model can better maintain accuracy when deployed using reduced-precision numerical representations.

Quantization Error
The difference between an original numerical value and its quantized representation or reconstructed approximation.

Quantization
The mapping of numerical values from a higher-precision representation to a lower-precision representation, such as converting floating-point weights to INT8 or INT4 values.

R

Real-Time AI
AI processing performed under explicit timing constraints, where the usefulness or correctness of a result depends partly on whether it is produced within the required deadline.

Real-Time Operating System (RTOS)
An operating system designed to support predictable task scheduling, resource management, and response behavior under defined real-time constraints.

Regional Edge Platform
An intermediate computing environment that serves multiple local edge sites or gateways. It may provide aggregated analytics, model coordination, shared services, and workload distribution between local edge systems and the cloud.

Reliability
The probability that a system or component performs its required function without failure over a specified period under stated conditions.

Remote Attestation
A security procedure through which one system verifies evidence about the integrity and configuration state of another system, often using cryptographically protected measurements.

Resilience
The ability of a system to withstand disruptions, adapt to changing conditions, maintain essential functions, and recover from failures.

Resilient Architecture
A system design capable of maintaining services during disruptions, failures, attacks, or infrastructure degradation.

Resource Scheduling
The allocation and management of compute, storage, networking, and AI resources across distributed systems.

Resource-Constrained Computing
Computing performed under limitations involving processing capacity, memory, energy, communication bandwidth, thermal conditions, or physical size.

Runtime Adaptation
The modification of system behavior during operation in response to changing conditions, resource availability, model confidence, or application requirements.

Runtime Monitoring
The observation of a system while it is executing to identify abnormal behavior, performance degradation, security events, or violations of operational constraints.

S

Safety Envelope
A defined set of physical, operational, or control constraints within which a system is permitted to operate. Safety envelopes may specify limits on speed, acceleration, position, temperature, force, or other critical variables.

Safety Interlock
A hardware or control mechanism designed to prevent or interrupt an unsafe operation when specified conditions are violated.

Safety-Critical System
A system whose failure or incorrect operation could contribute to serious harm to people, significant property damage, or unacceptable environmental consequences.

Sampling Frequency
The number of measurements collected per unit of time, commonly expressed in samples per second or hertz.

Secure Aggregation
A federated-learning technique that allows an aggregation system to combine participant updates while limiting its ability to inspect individual contributions in plaintext, subject to the protocol's assumptions and security guarantees.

Secure Boot
A hardware- or firmware-supported process that verifies the authenticity or integrity of software components during system startup before allowing their execution.

Secure Communication
The exchange of information using mechanisms that protect relevant security properties, such as confidentiality, integrity, authentication, and replay resistance.

Secure Element
A dedicated hardware component designed to protect cryptographic keys, credentials, and sensitive security operations.

Sensor Calibration
The process of determining and correcting measurement errors or systematic deviations so that sensor outputs more accurately correspond to reference values.

Sensor Fusion
The integration of measurements or information from multiple sensors to improve state estimation, perception, tracking, or environmental understanding.

Sensor Integrity
The degree to which a sensor and its measurement pipeline can be trusted to provide authentic, accurate, and uncompromised information.

Sensor Node
A device containing one or more sensors and associated processing and communication capabilities. Intelligent sensor nodes may also perform local preprocessing, event detection, or AI inference.

Sensor Registration
The alignment of sensor measurements within a common spatial, temporal, or coordinate reference framework so that observations from different sources can be meaningfully combined.

Service Mesh
A dedicated infrastructure layer that manages service-to-service communication, security, and observability in distributed applications.

Service-Level Agreement (SLA)
A formal agreement specifying measurable service expectations, such as availability, response time, performance, and support obligations.

Smart Edge Device
A sensor, controller, camera, gateway, robot, or endpoint equipped with embedded intelligence and local processing capabilities.

State Estimation
The process of estimating the internal state of a dynamic system using measurements, mathematical models, and information about uncertainty.

State Synchronization
The process of maintaining consistency of application, configuration, or operational states across distributed nodes.

Structured Pruning
A pruning approach that removes organized model structures, such as entire channels, filters, neurons, or attention heads, potentially enabling more efficient execution on compatible hardware.

Supervisory Control and Data Acquisition (SCADA)
An industrial control and monitoring architecture used to collect operational data and supervise geographically distributed or large-scale industrial processes.

T

Task Scheduling
The assignment of computational tasks to processing resources and the determination of their execution order, timing, and priority.

Temporal Alignment
The synchronization of measurements or events collected at different times so that they can be accurately correlated and processed together.

Temporal Fusion
The integration of information across time to identify motion, trends, state transitions, and evolving patterns.

Tensor
A multidimensional numerical data structure used extensively in machine learning to represent inputs, weights, activations, and intermediate computational results.

Throughput
The amount of data or number of computational operations completed within a specified period. Throughput differs from latency, which measures the time required for an individual operation or response.

Time Synchronization
The alignment of clocks across distributed devices and systems to support accurate event ordering, sensor fusion, distributed logging, and coordinated control.

TinyML
The deployment of machine-learning models on highly resource-constrained embedded devices, particularly microcontrollers and low-power sensor platforms.

Topology
The arrangement and interconnection of devices, processing nodes, communication links, and services within a distributed system.

Topology Awareness
The ability of orchestration and scheduling systems to account for physical, logical, geographic, and network relationships when managing workloads.

Traffic Offloading
The redirection of computational or networking workloads from centralized systems to edge resources to improve performance and efficiency.

Trusted Execution Environment (TEE)
A protected execution environment designed to isolate selected code and data from other software components and provide additional security guarantees.

U

Ultra-Low Latency Architecture
A distributed system design optimized to minimize communication, processing, and response delays for mission-critical applications.

Uncertainty Quantification
The estimation or characterization of uncertainty associated with model predictions, sensor measurements, state estimates, or system decisions.

Unstructured Pruning
A pruning approach that removes individual weights or connections without preserving regular computational structures. Although it can reduce the number of nonzero parameters, it does not necessarily improve execution speed on conventional hardware.

Update Aggregation
The combination of model updates generated by multiple participants during distributed or federated training.

V

Validation Dataset
A dataset used to evaluate model behavior during development and model selection. It is generally separate from the data used to fit the model parameters.

Vector Embedding
A numerical representation of an input, object, event, or data sample in a multidimensional vector space. Embeddings can capture semantic or structural relationships and support efficient comparison, retrieval, and downstream analysis.

Version Control
The systematic management of changes to software, models, configuration files, and deployment artifacts so that approved versions can be identified, reproduced, and restored.

Virtual Edge Node
A software-defined edge computing resource hosted on virtualized infrastructure.

Virtualized Infrastructure
Computing, networking, and storage resources abstracted from underlying physical hardware through virtualization technologies.

Vision AI
AI techniques designed to interpret visual information from cameras, video streams, or other imaging sensors. Applications include object detection, image classification, segmentation, tracking, and scene understanding.

W

Watchdog Timer
A hardware or software mechanism that monitors system execution and initiates a reset, recovery procedure, or other protective response when expected activity does not occur within a specified interval.

Workload Orchestration
The coordinated assignment, scheduling, monitoring, and management of computational workloads across available processing resources, or the automated deployment, scaling, migration, monitoring, and lifecycle management of applications and AI workloads across cloud-edge environments.

Worst-Case Execution Time (WCET)
An upper bound on the execution time of a task under a defined set of hardware, software, and operating conditions. WCET analysis is important for determining whether real-time deadlines can be met.

X

X.509 Certificate
A standardized digital certificate format used to bind an identity to a public key. X.509 certificates are commonly used in PKI-based authentication and secure communication systems.

Y

Yield of Inference
The proportion of inference operations that produce usable results under specified quality, timing, and operational constraints. This term is application-dependent and requires explicit definition when used as a performance metric.

Z

Zero-Touch Provisioning (ZTP)
An automated deployment methodology that enables devices and infrastructure components to self-configure with minimal human intervention.

Zero-Trust Architecture (ZTA)
A cybersecurity architecture based on the principle that access is not granted solely because a device, user, or service is located within a trusted network boundary. Access decisions rely on explicit identity verification, authorization policies, contextual evaluation, and ongoing monitoring, or a cybersecurity framework based on continuous verification, least-privilege access control, and the assumption that no user, device, or network segment is inherently trusted.

B.2 Terminology and Conceptual Distinctions

Within distributed edge AI architectures, several technical terms describe closely related concepts while representing distinct functions, mechanisms, or architectural responsibilities. A clear understanding of these distinctions is essential for interpreting the principles, methodologies, and system architectures presented throughout this volume.

The following comparative definitions clarify the relationships and differences among commonly associated terms, establishing a consistent technical vocabulary for analyzing embedded intelligence, distributed sensing, edge–cloud collaboration, federated learning, cybersecurity, and Physical AI deployment.

Related Terms	Key Distinction
Edge AI vs. Edge Computing	Edge computing is the broader distributed computing paradigm; Edge AI refers specifically to AI capabilities deployed at or near data sources.
Embedded AI vs. Edge AI	Embedded AI operates within embedded hardware; Edge AI includes embedded devices as well as more capable local and regional edge platforms.
AI Inference vs. AI Training	Inference applies an existing model to new data; training adjusts model parameters using data and an optimization process.
Event Detection vs. Anomaly Detection	Event detection identifies meaningful occurrences; anomaly detection identifies deviations from expected behavior. An event may be normal or abnormal.
Latency vs. Throughput	Latency measures the time required for an operation or response; throughput measures the volume of work completed per unit of time.
Determinism vs. Low Latency	Determinism concerns predictable and bounded execution behavior; low latency concerns short response time. A system may have low average latency without meeting deterministic timing requirements.
Sensor Fusion vs. Sensor Aggregation	Sensor fusion combines information to improve estimation or perception; aggregation consolidates measurements or records and does not necessarily perform analytical integration.

Federated Learning vs. Distributed Learning	Federated learning is a particular distributed-learning approach in which training data generally remain with participating clients; distributed learning is a broader category that includes multiple data- and model-distribution strategies.
Model Compression vs. Model Optimization	Compression reduces model representation or complexity; optimization also includes graph transformations, operator fusion, memory planning, and hardware-specific execution improvements.
Quantization vs. Pruning	Quantization reduces numerical precision; pruning removes selected model parameters or structures.
Epistemic vs. Aleatoric Uncertainty	Epistemic uncertainty arises from limited model knowledge; aleatoric uncertainty reflects inherent variability or noise in observations and processes.
Reliability vs. Availability	Reliability concerns continuous failure-free operation over a period; availability concerns whether a system is operational when needed, accounting for both failures and recovery.
Authentication vs. Authorization	Authentication verifies an identity; authorization determines which actions or resources that identity may access.
Cybersecurity vs. Functional Safety	Cybersecurity protects systems against malicious or unauthorized activity; functional safety addresses risks arising from malfunctioning systems or safety-related control functions.
Behavioral Trust vs. Cryptographic Identity	Behavioral trust evaluates observed behavior; cryptographic identity establishes a verifiable identity through keys, certificates, or other credentials.
AI Confidence vs. Safety Assurance	AI confidence describes a model's assessment of its output; safety assurance requires evidence that the complete system satisfies applicable safety requirements.
Local Processing vs. Privacy Assurance	Local processing can reduce data exposure, but privacy also depends on data handling, model outputs, access controls, retention, and potential information leakage.

Model Drift vs. Concept Drift	Model drift is a broad description of changing model behavior or performance; concept drift specifically concerns changes in the relationship between inputs and target outcomes.
Fault Tolerance vs. Graceful Degradation	Fault tolerance seeks to maintain required functions despite selected failures; graceful degradation permits reduced functionality while preserving essential operations.
Cloud–Edge Partitioning vs. Workload Migration	**Partitioning** determines where application functions execute; **migration** moves an existing workload or service between execution environments.

Concluding Perspective

The terminology presented in this glossary reflects the interconnected and multidisciplinary nature of distributed edge AI systems. Concepts such as embedded inference, intelligent sensing, federated learning, secure communication, and real-time control are not isolated technologies. Their full architectural significance emerges through coordinated interaction across the cloud–edge continuum, where computational intelligence, sensing capabilities, communication infrastructure, and autonomous decision-making operate as an integrated system.

Effective deployment of distributed AI requires more than the implementation of individual algorithms or computing platforms. It depends on the coordinated integration of computational efficiency, communication performance, data integrity, cybersecurity, operational resilience, and safety-constrained decision-making. Together, these capabilities establish the technical and architectural foundation for scalable, reliable, secure, and intelligent Physical AI systems.

APPENDIX C — ACRONYMS

Volume V: Distributed Edge AI Architectures & Cloud-Edge Topologies

C.1 Purpose and Scope

This appendix provides an alphabetical reference to the principal acronyms and abbreviated technical expressions used throughout Volume V. It encompasses terminology drawn from the interconnected disciplines underlying distributed edge AI architectures and cloud–edge topologies, including embedded artificial intelligence, intelligent sensing, distributed AIoT networks, edge–cloud computing, multimodal sensor fusion, federated learning, industrial automation, cybersecurity, real-time execution, and autonomous Physical AI systems. It also includes abbreviations associated with computational hardware, numerical representations, mathematical formulations, communication technologies, system performance, and operational reliability.

The acronyms are organized alphabetically and presented with their corresponding full technical names. Where appropriate, concise contextual descriptions clarify their technical significance and architectural relevance within distributed edge AI systems. Particular attention is given to abbreviations that appear in mathematical expressions, architectural models, comparative tables, and discussions of computational and operational performance.

This appendix serves as a terminology reference complementary to Appendix B, which provides more comprehensive definitions and conceptual distinctions among the underlying technical terms. While Appendix B emphasizes the meaning and relationships of individual concepts, Appendix C consolidates their abbreviated forms to facilitate efficient reference, consistent interpretation, and technical readability throughout Volume V and its supporting appendices.

A

Acronym	Full Term	Description / Context
ABAC	Attribute-Based Access Control	An access-control model that evaluates attributes of users, devices, resources, and operating conditions.
AI	Artificial Intelligence	Computational methods that enable machines to perform tasks involving perception, learning, reasoning, prediction, and decision-making.
AIoT	Artificial Intelligence of Things	Integration of AI capabilities with IoT devices and distributed sensing networks.

API	Application Programming Interface	A defined interface through which software components and services exchange information or invoke functionality.
ASIC	Application-Specific Integrated Circuit	A custom-designed integrated circuit optimized for a particular computational or hardware function.
ASR	Automatic Speech Recognition	AI technology that converts spoken language into text or machine-readable representations.

B

Acronym	Full Term	Description / Context
BMS	Battery Management System	An electronic system that monitors and manages battery operation, including charge, discharge, temperature, and protection functions.
BPF	Band-Pass Filter	A signal-processing filter that permits frequencies within a specified range while attenuating frequencies outside that range.

C

Acronym	Full Term	Description / Context
CBF	Control Barrier Function	A mathematical mechanism for defining and enforcing safety constraints in dynamic control systems.
CNN	Convolutional Neural Network	A neural-network architecture commonly used for image processing, visual perception, and spatial feature extraction.
CPU	Central Processing Unit	A general-purpose processor responsible for executing instructions and coordinating computational operations.
CRC	Cyclic Redundancy Check	An error-detection mechanism used to identify accidental corruption in transmitted or stored data.

D

Acronym	Full Term	Description / Context
DNN	Deep Neural Network	A neural network containing multiple computational layers that learn hierarchical representations from data.
DSP	Digital Signal Processor	A specialized processor optimized for numerical operations used in signal processing, filtering, and real-time data analysis.
DTLS	Datagram Transport Layer Security	A security protocol that provides TLS-like protection for datagram-based communication.

E

Acronym	Full Term	Description / Context
EKF	Extended Kalman Filter	A nonlinear state-estimation method that uses local linearization to combine system predictions and sensor measurements.
E2E	End-to-End	Describes the complete processing or communication path between an originating input and a final output or destination.
E2E Latency	End-to-End Latency	The total elapsed time across the relevant sensing, processing, communication, decision, and actuation stages.

F

Acronym	Full Term	Description / Context
FedAvg	Federated Averaging	A federated-learning algorithm that aggregates locally trained model parameters, commonly using participant dataset sizes as weights.
FL	Federated Learning	A distributed machine-learning approach in which participating devices train models using locally held data and contribute model updates to a shared learning process.

FP16	16-Bit Floating-Point	A numerical representation using 16 bits to reduce memory and computational requirements relative to FP32.
FP32	32-Bit Floating-Point	A numerical representation using 32 bits, commonly used for model training and higher-precision computation.
FPGA	Field-Programmable Gate Array	A reconfigurable integrated circuit that can implement specialized digital processing architectures and hardware acceleration.

G

Acronym	Full Term	Description / Context
GAN	Generative Adversarial Network	A generative AI architecture involving competing generator and discriminator networks.
GPU	Graphics Processing Unit	A parallel processor commonly used to accelerate neural-network training, inference, and other computationally intensive workloads.

H

Acronym	Full Term	Description / Context
HIL	Hardware-in-the-Loop	A testing methodology that integrates actual hardware components with simulated environments or system models.
HMI	Human–Machine Interface	An interface through which operators interact with machines, industrial systems, or automated processes.

I

Acronym	Full Term	Description / Context

IAM	Identity and Access Management	The framework for managing identities, authentication, and authorization across devices, users, and services.
IIoT	Industrial Internet of Things	The application of connected sensing, communication, and computing technologies to industrial equipment and operational processes.
IMU	Inertial Measurement Unit	A sensor assembly typically containing accelerometers and gyroscopes, and sometimes magnetometers, for measuring motion and orientation-related information.
INT4	4-Bit Integer	A low-precision numerical representation used in highly compressed AI models and resource-constrained inference.
INT8	8-Bit Integer	A reduced-precision numerical representation commonly used for efficient embedded and edge AI inference.
IoT	Internet of Things	A network of connected physical devices equipped with sensing, processing, and communication capabilities.
IP	Internet Protocol	The network-layer protocol responsible for addressing and routing data packets across interconnected networks.

K

Acronym	Full Term	Description / Context
KF	Kalman Filter	A recursive estimation algorithm that combines system predictions and measurements to estimate the state of a dynamic system.

L

Acronym	Full Term	Description / Context
LiDAR	Light Detection and Ranging	A laser-based sensing technology used to measure distances and construct spatial representations of surrounding environments.

LoRaWAN	Long Range Wide Area Network	A low-power wide-area networking protocol designed for long-range communication among resource-constrained IoT devices.

M

Acronym	Full Term	Description / Context
MAC	Multiply–Accumulate	A computational operation involving multiplication followed by accumulation, forming a fundamental operation in many neural networks.
MDP	Markov Decision Process	A mathematical framework for modeling sequential decision-making under uncertainty.
ML	Machine Learning	A branch of AI involving computational models that learn patterns and relationships from data.
MLPerf	Machine Learning Performance	A benchmarking suite used to evaluate machine-learning system performance across different workloads and hardware platforms.
MQTT	Message Queuing Telemetry Transport	A lightweight publish–subscribe messaging protocol widely used in IoT and distributed device communication.
MCU	Microcontroller Unit	A compact integrated computing device combining a processor, memory, and peripheral interfaces for embedded applications.
MTBF	Mean Time Between Failures	A reliability metric representing the average operating time between failures for a repairable system.
MTTR	Mean Time To Repair	A maintainability metric representing the average time required to restore a failed system or component to operation.

N

Acronym	Full Term	Description / Context
NPU	Neural Processing Unit	A specialized processor designed to accelerate neural-network operations and AI inference workloads.
NTP	Network Time Protocol	A networking protocol used to synchronize clocks across distributed computing systems.

O

Acronym	Full Term	Description / Context
OOD	Out-of-Distribution	Describes input data that differ substantially from the distribution represented in a model's training experience.
OT	Operational Technology	Hardware and software systems used to monitor and control physical processes, industrial equipment, and infrastructure.

P

Acronym	Full Term	Description / Context
PEP	Policy Enforcement Point	A component responsible for applying access-control decisions by permitting, restricting, or denying requested operations.
PID	Proportional–Integral–Derivative	A feedback-control algorithm that calculates control actions using proportional, integral, and derivative components of the control error.
PKI	Public Key Infrastructure	A framework for managing digital certificates, cryptographic identities, and public-key trust relationships.
PLC	Programmable Logic Controller	An industrial computer designed to execute control logic and interact with physical equipment.
PDP	Policy Decision Point	A component that evaluates access requests against defined security policies and determines authorization outcomes.

PTQ	Post-Training Quantization	A model-optimization technique that converts trained model parameters or operations to lower-precision numerical representations after training.

Q

Acronym	Full Term	Description / Context
QAT	Quantization-Aware Training	A training or fine-tuning approach that incorporates simulated quantization effects to improve model performance under reduced-precision deployment.
QoS	Quality of Service	A set of mechanisms and metrics used to manage communication or service performance, including latency, bandwidth, reliability, and traffic priority.

R

Acronym	Full Term	Description / Context
RNN	Recurrent Neural Network	A neural-network architecture designed to process sequential data by maintaining information across successive computational steps.
RL	Reinforcement Learning	A machine-learning approach in which an agent learns decision-making behavior through interactions with an environment and feedback signals.
RTOS	Real-Time Operating System	An operating system designed to support predictable task scheduling and execution under defined timing constraints.
RSSI	Received Signal Strength Indicator	A measurement representing the received power level of a wireless signal, commonly used in wireless network monitoring.

S

Acronym	Full Term	Description / Context

SCADA	Supervisory Control and Data Acquisition	An industrial monitoring and control architecture used to supervise processes and collect operational information.
SDK	Software Development Kit	A collection of development tools, libraries, documentation, and interfaces used to build applications for a particular platform.
SoC	System-on-Chip	An integrated circuit that combines multiple computing and system components within a single semiconductor device.
SRAM	Static Random-Access Memory	A high-speed volatile memory technology commonly used for processor caches, embedded storage, and on-chip AI data access.
SVM	Support Vector Machine	A supervised machine-learning algorithm used for classification, regression, and anomaly-detection applications.

T

Acronym	Full Term	Description / Context
TCP	Transmission Control Protocol	A connection-oriented transport protocol that provides reliable, ordered data delivery.
TEE	Trusted Execution Environment	A protected execution environment designed to isolate selected code and data from the surrounding software environment.
TLS	Transport Layer Security	A cryptographic protocol that protects communication confidentiality, integrity, and authentication.
TPU	Tensor Processing Unit	A specialized processor architecture designed to accelerate tensor and machine-learning operations.

U

Acronym	Full Term	Description / Context

UAV	Unmanned Aerial Vehicle	An aircraft operated without an onboard human pilot, commonly used in autonomous inspection, monitoring, mapping, and aerial sensing.
UGV	Unmanned Ground Vehicle	A ground-based vehicle capable of operating remotely or autonomously without an onboard human driver.
UKF	Unscented Kalman Filter	A nonlinear state-estimation algorithm that uses deterministic sampling techniques to approximate the propagation of uncertainty.
USB	Universal Serial Bus	A standardized interface for connecting peripherals and transferring data and power between electronic devices.

V

Acronym	Full Term	Description / Context
V2X	Vehicle-to-Everything	A communication framework that enables vehicles to exchange information with other vehicles, infrastructure, networks, and road users.
VIO	Visual–Inertial Odometry	A localization technique that combines camera observations and inertial measurements to estimate motion and position.
VRAM	Video Random-Access Memory	Memory used by graphics processors and accelerators to store image data, tensors, model parameters, and intermediate computational results.

W

Acronym	Full Term	Description / Context
WCET	Worst-Case Execution Time	An upper bound on the execution time of a computational task under defined operating conditions.

Wi-Fi	Wireless Fidelity	A family of wireless local-area networking technologies based on IEEE 802.11 standards.

X

Acronym	Full Term	Description / Context
X.509	X.509 Public Key Certificate Standard	A standard defining the format of digital certificates used in public-key infrastructure and identity verification.

Z

Acronym	Full Term	Description / Context
ZTA	Zero-Trust Architecture	A cybersecurity architecture based on explicit identity verification, least-privilege access, policy enforcement, and continuous assessment of trust conditions.

C.2 Acronyms for Numerical and Mathematical Notation

The mathematical formulations and architectural models presented throughout Volume V and Appendix A employ a range of numerical representations, computational abbreviations, performance metrics, and standardized technical notations. These abbreviated forms provide a concise means of expressing the numerical precision, computational operations, timing characteristics, and reliability parameters associated with distributed edge AI systems.

In particular, numerical formats such as FP32, FP16, INT8, and INT4 describe different levels of numerical precision used in AI model training, quantization, and embedded inference. Computational abbreviations such as MAC identify fundamental processing operations within neural-network architectures, while performance-related terms such as E2E, WCET, MTBF, and MTTR characterize important aspects of execution timing, system reliability, and operational recovery.

A clear understanding of these abbreviations is essential for interpreting the mathematical equations, optimization objectives, computational constraints, and performance evaluation methods discussed throughout this volume. Their significance extends beyond mathematical notation, as they directly relate to practical architectural decisions involving model

representation, processing efficiency, memory utilization, real-time execution, communication performance, and system resilience.

The following reference consolidates these numerical and mathematical abbreviations, providing their full technical names and contextual explanations to facilitate consistent interpretation of the equations, analytical models, and engineering principles developed throughout Volume V and its supporting appendices.

Symbol / Abbreviation	Full Term	Description
AI	Artificial Intelligence	The broader computational discipline encompassing machine perception, learning, reasoning, and decision-making.
E2E	End-to-End	Refers to the complete operational path from input acquisition to final output or system response.
FP32	32-Bit Floating-Point	A numerical representation commonly used in model training and higher-precision computation.
FP16	16-Bit Floating-Point	A reduced-precision numerical representation used to decrease memory and computational requirements.
INT8	8-Bit Integer	A low-precision numerical format frequently used in edge inference.
INT4	4-Bit Integer	A highly compressed numerical representation used in selected low-resource AI deployments.
MAC	Multiply–Accumulate	A fundamental arithmetic operation used extensively in neural-network computation.
MTBF	Mean Time Between Failures	A measure of average operating time between failures.
MTTR	Mean Time To Repair	A measure of average system restoration time after a failure.

WCET	Worst-Case Execution Time	An upper execution-time bound used in real-time scheduling and analysis.

C.3 Acronym Usage and Editorial Conventions

Consistent use of technical terminology and acronyms is an essential editorial and technical requirement throughout Volume V. Distributed edge AI architectures encompass multiple interconnected disciplines, including embedded computing, artificial intelligence, intelligent sensing, communication networks, distributed processing, cybersecurity, industrial automation, and real-time control. Each discipline introduces specialized terminology and abbreviations that may carry different meanings depending on the technical context in which they are used.

To maintain clarity, precision, and consistency across the volume, standardized conventions govern the introduction, definition, presentation, and subsequent use of acronyms and abbreviated technical expressions. These conventions apply not only to the main chapter text but also to mathematical formulations, architectural diagrams, comparative tables, figure captions, and supporting appendices.

Particular attention is given to the first occurrence of each acronym, the consistent use of established technical abbreviations, the presentation of numerical formats, and the treatment of context-dependent terminology. These practices minimize ambiguity, improve readability, and establish a common technical vocabulary across the different architectural layers and subject areas examined in this volume.

The following editorial conventions provide a consistent framework for presenting and interpreting acronyms throughout Volume V and its associated technical appendices.

1. **First occurrence:** The full technical term is introduced before its acronym in parentheses. For example, *Artificial Intelligence of Things (AIoT)*.
2. **Subsequent occurrences:** The acronym is used consistently after its first definition, unless the full term is required for emphasis or clarification.
3. **Established technical abbreviations:** Widely recognized abbreviations such as CPU, GPU, IoT, AI, and API may be retained in figures, diagrams, equations, and tables when their meanings are clear from context.
4. **Numerical representations:** Precision formats such as FP32, FP16, INT8, and INT4 retain their standard notation to distinguish computational representations used in model training and edge inference.

5. **Context-dependent acronyms:** Acronyms with multiple possible meanings are interpreted according to their technical context. Their intended meaning is established at first occurrence whenever ambiguity is possible.
6. **Consistency across appendices:** Acronyms appearing in Appendix A (Technical Foundations, Mathematical Models, and Architectural Reference) and Appendix B (Glossary) follow the same terminology and expansion conventions used in the main chapter.

Concluding Perspective

The acronyms and abbreviated technical expressions presented in this appendix represent the specialized vocabulary underlying distributed edge AI architectures and cloud–edge topologies. They encompass a broad range of interconnected technological domains, including computational hardware, embedded intelligence, intelligent sensing, machine-learning methodologies, numerical representations, communication protocols, distributed processing, industrial automation, cybersecurity, and real-time control.

Collectively, these terms describe the computational components, communication mechanisms, analytical methods, and architectural principles through which intelligence is distributed across interconnected devices, embedded platforms, edge infrastructure, regional computing environments, and centralized cloud systems. Their significance extends beyond terminology, as many of these abbreviations represent fundamental concepts that directly influence system architecture, computational efficiency, processing performance, interoperability, security, and operational reliability.

Consistent use and interpretation of these acronyms are therefore essential for maintaining technical precision across the mathematical formulations, architectural diagrams, comparative analyses, and engineering discussions presented throughout Volume V and its supporting appendices. Together with the technical definitions established in Appendix B and the mathematical foundations developed in Appendix A, this appendix provides a consolidated terminology reference that supports a coherent understanding of distributed intelligence across the cloud–edge continuum.

This unified technical vocabulary establishes a foundation for examining the design, optimization, integration, and deployment of scalable, secure, resilient, and intelligent Physical AI systems.